

# SENSIPAR- cinacalcet hydrochloride tablet, coated

## Amgen Inc

-----

### HIGHLIGHTS OF PRESCRIBING INFORMATION

These highlights do not include all the information needed to use SENSIPAR safely and effectively. See full prescribing information for SENSIPAR.

### SENSIPAR® (cinacalcet) tablets, for oral use

Initial U.S. Approval: 2004

#### RECENT MAJOR CHANGES

Warnings and Precautions, Upper Gastrointestinal Bleeding (5.2) 3/2017

#### INDICATIONS AND USAGE

Sensipar is a calcium-sensing receptor agonist indicated for:

- Secondary Hyperparathyroidism (HPT) in adult patients with chronic kidney disease (CKD) on dialysis. (1.1)
- Hypercalcemia in adult patients with Parathyroid Carcinoma (PC). (1.2)
- Hypercalcemia in adult patients with primary HPT for whom parathyroidectomy would be indicated on the basis of serum calcium levels, but who are unable to undergo parathyroidectomy. (1.3)

#### DOSAGE AND ADMINISTRATION

For all indications, Sensipar should be taken with food or shortly after a meal and should always be taken whole and not divided.

- Secondary HPT in patients with CKD on dialysis. (2.1):
  - Starting dose is 30 mg once daily.
  - Titrate dose no more frequently than every 2 to 4 weeks through sequential doses of 30, 60, 90, 120, and 180 mg once daily as necessary to achieve targeted intact parathyroid hormone (iPTH) levels.
  - iPTH levels should be measured no earlier than 12 hours after most recent dose.
- Hypercalcemia in patients with PC or hypercalcemia in patients with primary HPT. (2.2):
  - Starting dose is 30 mg twice daily.
  - Titrate dose every 2 to 4 weeks through sequential doses of 30 mg twice daily, 60 mg twice daily, 90 mg twice daily, and 90 mg three or four times daily as necessary to normalize serum calcium levels.

#### DOSAGE FORMS AND STRENGTHS

Tablets: 30, 60, and 90 mg tablets (3)

#### CONTRAINDICATIONS

Sensipar treatment initiation is contraindicated if serum calcium is less than the lower limit of the normal range. (4, 5.1)

#### WARNINGS AND PRECAUTIONS

- *Hypocalcemia*: Life threatening events and fatal outcomes were reported. Hypocalcemia can prolong QT interval, lower the threshold for seizures, and cause hypotension, worsening heart failure, and/or arrhythmia. Monitor serum calcium carefully for the occurrence of hypocalcemia during treatment. (2.3, 5.1)
- *Upper Gastrointestinal (GI) Bleeding*: Patients with risk factors for upper GI bleeding may be at increased risk. Monitor patients and promptly evaluate and treat any suspected GI bleeding. (5.2)
- *Adynamic Bone Disease*: May develop if iPTH levels are suppressed below 100 pg/mL. (5.3)
- *Hepatic Impairment*: Cinacalcet exposure (i.e., area under the plasma concentration time curve) is increased in patients with moderate and severe hepatic impairment. Patients should be closely monitored for serum calcium, serum phosphorus, and iPTH levels throughout treatment. (5.4, 8.7)

#### ADVERSE REACTIONS

The most common adverse reactions (i.e.,  $\geq 25\%$ ) associated with Sensipar were nausea and vomiting. (6.1, 6.2)

**To report SUSPECTED ADVERSE REACTIONS, contact Amgen Medical Information at 1-800-77-AMGEN (1-800-772-6436) or FDA at 1-800-FDA-1088 or [www.fda.gov/medwatch](http://www.fda.gov/medwatch).**

#### DRUG INTERACTIONS

- Co-administration with a strong CYP3A4 inhibitor may increase serum levels of cinacalcet. Dose adjustment and monitoring of iPTH, serum phosphorus and serum calcium may be required. (7.1)
- Cinacalcet is a strong inhibitor of CYP2D6. Dose adjustments may be required for concomitant medications that are predominantly metabolized by CYP2D6. (7.2)

----- **USE IN SPECIFIC POPULATIONS** -----

- Pregnancy: Sensipar should only be used if the potential benefit justifies the potential risk to the fetus. Pregnancy registry available. (8.1)
- Pediatric Use: A fatal outcome was reported in a pediatric clinical trial patient with severe hypocalcemia. Sensipar is not indicated for use in pediatric patients. (8.4).

See 17 for **PATIENT COUNSELING INFORMATION**.

Revised: 3/2017

---

**FULL PRESCRIBING INFORMATION: CONTENTS\***

**1 INDICATIONS AND USAGE**

- 1.1 Secondary Hyperparathyroidism
- 1.2 Parathyroid Carcinoma
- 1.3 Primary Hyperparathyroidism

**2 DOSAGE AND ADMINISTRATION**

- 2.1 Secondary Hyperparathyroidism in Adult Patients with Chronic Kidney Disease on Dialysis
- 2.2 Parathyroid Carcinoma and Primary Hyperparathyroidism
- 2.3 Monitoring for Hypocalcemia

**3 DOSAGE FORMS AND STRENGTHS**

**4 CONTRAINDICATIONS**

**5 WARNINGS AND PRECAUTIONS**

- 5.1 Hypocalcemia
- 5.2 Upper Gastrointestinal Bleeding
- 5.3 Adynamic Bone Disease
- 5.4 Hepatic Impairment

**6 ADVERSE REACTIONS**

- 6.1 Clinical Trials Experience
- 6.2 Postmarketing Experience

**7 DRUG INTERACTIONS**

- 7.1 Strong CYP3A4 Inhibitors
- 7.2 CYP2D6 Substrates

**8 USE IN SPECIFIC POPULATIONS**

- 8.1 Pregnancy: Category C
- 8.3 Nursing Mothers
- 8.4 Pediatric Use
- 8.5 Geriatric Use
- 8.6 Renal Impairment
- 8.7 Hepatic Impairment

**10 OVERDOSAGE**

**11 DESCRIPTION**

**12 CLINICAL PHARMACOLOGY**

- 12.1 Mechanism of action
- 12.2 Pharmacodynamics
- 12.3 Pharmacokinetics

**13 NONCLINICAL TOXICOLOGY**

- 13.1 Carcinogenesis, Mutagenesis, and Impairment of Fertility

**14 CLINICAL STUDIES**

- 14.1 Secondary Hyperparathyroidism in Patients with Chronic Kidney Disease on Dialysis
- 14.2 Parathyroid Carcinoma
- 14.3 Patients with Hypercalcemia Due to Primary Hyperparathyroidism

**16 HOW SUPPLIED/STORAGE AND HANDLING**

## 17 PATIENT COUNSELING INFORMATION

\* Sections or subsections omitted from the full prescribing information are not listed.

---

### FULL PRESCRIBING INFORMATION

#### 1 INDICATIONS AND USAGE

##### 1.1 Secondary Hyperparathyroidism

Sensipar is indicated for the treatment of secondary hyperparathyroidism (HPT) in adult patients with chronic kidney disease (CKD) on dialysis [see *Clinical Studies (14.1)*].

##### Limitations of Use:

Sensipar is not indicated for use in adult patients with CKD who are not on dialysis because of an increased risk of hypocalcemia [see *Warnings and Precautions (5.1)*].

##### 1.2 Parathyroid Carcinoma

Sensipar is indicated for the treatment of hypercalcemia in adult patients with Parathyroid Carcinoma [see *Clinical Studies (14.2)*].

##### 1.3 Primary Hyperparathyroidism

Sensipar is indicated for the treatment of hypercalcemia in adult patients with primary HPT for whom parathyroidectomy would be indicated on the basis of serum calcium levels, but who are unable to undergo parathyroidectomy [see *Clinical Studies (14.3)*].

#### 2 DOSAGE AND ADMINISTRATION

Sensipar tablets should be taken whole and should not be divided. Sensipar should be taken with food or shortly after a meal.

Dosage must be individualized.

##### 2.1 Secondary Hyperparathyroidism in Adult Patients with Chronic Kidney Disease on Dialysis

The recommended starting oral dose of Sensipar is 30 mg once daily. Serum calcium and serum phosphorus should be measured within 1 week and intact parathyroid hormone (iPTH) should be measured 1 to 4 weeks after initiation or dose adjustment of Sensipar [see *Dosage and Administration (2.3)*]. Sensipar should be titrated no more frequently than every 2 to 4 weeks through sequential doses of 30, 60, 90, 120, and 180 mg once daily to target iPTH levels of 150 to 300 pg/mL. Serum iPTH levels should be assessed no earlier than 12 hours after dosing with Sensipar.

Sensipar can be used alone or in combination with vitamin D sterols and/or phosphate binders.

During dose titration, serum calcium levels should be monitored frequently and if levels decrease below the normal range, appropriate steps should be taken to increase serum calcium levels, such as by providing supplemental calcium, initiating or increasing the dose of calcium-based phosphate binder, initiating or increasing the dose of vitamin D sterols, or temporarily withholding treatment with Sensipar [see *Dosage and Administration (2.3)* and *Warnings and Precautions (5.1)*].

##### 2.2 Parathyroid Carcinoma and Primary Hyperparathyroidism

The recommended starting oral dose of Sensipar is 30 mg twice daily.

The dose of Sensipar should be titrated every 2 to 4 weeks through sequential doses of 30 mg twice daily, 60 mg twice daily, and 90 mg twice daily, and 90 mg 3 or 4 times daily as necessary to normalize serum calcium levels. Serum calcium should be measured within 1 week after initiation or dose adjustment of Sensipar [see *Dosage and Administration (2.3)* and *Warnings and Precautions (5.1)*].

### **2.3 Monitoring for Hypocalcemia**

Once the maintenance dose has been established, serum calcium should be measured approximately monthly for patients with secondary hyperparathyroidism with CKD on dialysis, and every 2 months for patients with parathyroid carcinoma or primary hyperparathyroidism [see *Dosage and Administration (2.1, 2.2)*].

For secondary hyperparathyroidism patients with CKD on dialysis, if serum calcium falls below 8.4 mg/dL but remains above 7.5 mg/dL, or if symptoms of hypocalcemia occur, calcium-containing phosphate binders and/or vitamin D sterols can be used to raise serum calcium. If serum calcium falls below 7.5 mg/dL, or if symptoms of hypocalcemia persist and the dose of vitamin D cannot be increased, withhold administration of Sensipar until serum calcium levels reach 8.0 mg/dL and/or symptoms of hypocalcemia have resolved. Treatment should be reinitiated using the next lowest dose of Sensipar [see *Dosage and Administration (2.1)*].

## **3 DOSAGE FORMS AND STRENGTHS**

Sensipar tablets are formulated as light-green, film-coated, oval-shaped tablets marked with “AMG” on one side and “30” or “60” or “90” on the opposite side of the 30 mg, 60 mg, or 90 mg strengths, respectively.

## **4 CONTRAINDICATIONS**

Sensipar treatment initiation is contraindicated if serum calcium is less than the lower limit of the normal range [see *Warnings and Precautions (5.1)*].

## **5 WARNINGS AND PRECAUTIONS**

### **5.1 Hypocalcemia**

Sensipar lowers serum calcium and, therefore, patients should be carefully monitored for the occurrence of hypocalcemia during treatment [see *Dosage and Administration (2.1, 2.2, 2.3)* and *Adverse Reactions (6.1)*]. Life threatening events and fatal outcomes associated with hypocalcemia have been reported in patients treated with Sensipar, including pediatric patients [see *Pediatric Use (8.4)*]. Potential manifestations of hypocalcemia include paresthesias, myalgias, muscle cramping, tetany, and convulsions.

Sensipar is not indicated for patients with CKD not on dialysis [see *Indications and Usage (1)*]. In patients with secondary HPT and CKD not on dialysis, the long-term safety and efficacy of Sensipar have not been established. Clinical studies indicate that Sensipar-treated patients with CKD not on dialysis have an increased risk for hypocalcemia compared with Sensipar-treated patients with CKD on dialysis, which may be due to lower baseline calcium levels. In a phase 3 study of 32 weeks duration and including 404 patients with CKD not on dialysis (302 cinacalcet, 102 placebo), in which the median dose for cinacalcet was 60 mg per day at the completion of the study, 80% of Sensipar-treated patients experienced at least one serum calcium value < 8.4 mg/dL compared with 5% of patients receiving placebo.

### QT Prolongation

Decreases in serum calcium can also prolong the QT interval, potentially resulting in ventricular arrhythmia. Cases of QT prolongation and ventricular arrhythmia secondary to hypocalcemia have been

reported in patients treated with Sensipar.

### Seizures

In clinical studies, seizures (primarily generalized or tonic-clonic) were observed in 1.4% (43/3049) of Sensipar-treated patients and 0.7% (5/687) of placebo-treated patients. While the basis for the reported difference in seizure rate is not clear, the threshold for seizures is lowered by significant reductions in serum calcium levels. Therefore, serum calcium levels should be closely monitored in patients receiving Sensipar, particularly in patients with a history of a seizure disorder.

### Hypotension and/or Worsening Heart Failure

In postmarketing safety surveillance, isolated, idiosyncratic cases of hypotension, worsening heart failure, and/or arrhythmia have been reported in patients with impaired cardiac function, in which a causal relationship to Sensipar could not be completely excluded and which may be mediated by reductions in serum calcium levels [see *Adverse Reactions (6.2)*].

## **5.2 Upper Gastrointestinal Bleeding**

Cases of gastrointestinal bleeding, mostly upper gastrointestinal bleeding, have occurred in patients using calcimimetics, including Sensipar, from postmarketing and clinical trial sources. The exact cause of GI bleeding in these patients is unknown.

Patients with risk factors for upper GI bleeding (such as known gastritis, esophagitis, ulcers or severe vomiting) may be at increased risk for GI bleeding when receiving Sensipar treatment. Monitor patients for worsening of common GI adverse reactions of nausea and vomiting associated with Sensipar [see *Adverse Reactions (6.1)*] and for signs and symptoms of GI bleeding and ulcerations during Sensipar therapy. Promptly evaluate and treat any suspected GI bleeding.

## **5.3 Adynamic Bone Disease**

Adynamic bone disease may develop if iPTH levels are suppressed below 100 pg/mL. One clinical study evaluated bone histomorphometry in patients treated with Sensipar for 1 year. Three patients with mild hyperparathyroid bone disease at the beginning of the study developed adynamic bone disease during treatment with Sensipar. Two of these patients had iPTH levels below 100 pg/mL at multiple time points during the study. In three 6-month, phase 3 studies conducted in patients with CKD on dialysis, 11% of patients treated with Sensipar had mean iPTH values below 100 pg/mL during the efficacy-assessment phase. If iPTH levels decrease below 150 pg/mL in patients treated with Sensipar, the dose of Sensipar and/or vitamin D sterols should be reduced or therapy discontinued.

## **5.4 Hepatic Impairment**

Cinacalcet exposure, as defined by the Area Under the Plasma Drug Concentration Time Curve ( $AUC_{0-\infty}$ ), is increased by 2.4 and 4.2 fold in patients with moderate and severe hepatic impairment, respectively. These patients should be monitored throughout treatment with Sensipar [see *Use in Specific Populations (8.7) and Clinical Pharmacology (12.3)*].

# **6 ADVERSE REACTIONS**

The following adverse reactions are discussed in greater detail in other sections of labeling:

- Hypocalcemia [see *Warnings and Precautions (5.1)*]
- Upper Gastrointestinal Bleeding [see *Warnings and Precautions (5.2)*]
- Adynamic Bone Disease [see *Warnings and Precautions (5.3)*]
- Hepatic Impairment [see *Warnings and Precautions (5.4)*]

## **6.1 Clinical Trials Experience**

Because clinical trials are conducted under widely varying conditions, adverse reaction rates observed

in the clinical trials of a drug cannot be directly compared with rates in the clinical trials of another drug and may not reflect the rates observed in clinical practice.

### **Secondary Hyperparathyroidism in Patients with Chronic Kidney Disease on Dialysis**

In three double-blind, placebo-controlled clinical trials, 1126 patients with CKD on dialysis received study drug (656 Sensipar, 470 placebo) for up to 6 months. The most frequently reported adverse reactions are listed in Table 1.

Seizures were observed in 1.4% (13/910) of Sensipar-treated patients and 0.7% (5/641) of placebo-treated patients across all completed placebo-controlled trials.

**Table 1. Adverse Reactions with Frequency  $\geq$  5% in Patients on Dialysis in Short-Term Studies for up to 6 Months**

	Placebo (n = 470)	Sensipar (n = 656)
Event*:	(%)	(%)
Nausea	19	31
Vomiting	15	27
Diarrhea	20	21
Myalgia	14	15
Dizziness	8	10
Hypertension	5	7
Asthenia	4	7
Anorexia	4	6
Pain Chest, Non-Cardiac	4	6
Dialysis Access Site Infection	4	5

\*Included are events that were reported at a greater incidence in the Sensipar group than in the placebo group.

In a randomized, double-blind placebo-controlled study of 3883 patients with secondary HPT and CKD receiving dialysis in which patients were treated for up to 64 months (mean duration of treatment was 21 months in the Sensipar group), the most frequently reported adverse reactions (incidence of  $\geq$  5% in the Sensipar group and a difference  $\geq$  1% compared to placebo) are listed in Table 2.

**Table 2. Frequency of Adverse Reactions in Dialysis Patients Treated for up to 64 Months in a Long-Term Study<sup>1</sup>**

	Placebo (n = 1923) 3699 subject-years	Sensipar (n = 1938) 4044 subject-years
Percent of subjects reporting Adverse Reactions (%)	90.9	93.2
Nausea	15.5	29.1
Vomiting	13.7	25.6
Diarrhea	18.7	20.5
Dyspnea	11.5	13.4
Cough	9.8	11.7
Hypotension	10.5	11.6
Headache	9.6	11.5

Hypocalcemia	1.4	11.2
Muscle spasms	9.2	11.1
Abdominal pain	9.6	10.9
Abdominal pain upper	6.3	8.2
Hyperkalemia	6.1	8.1
Upper respiratory tract infection	6.3	7.6
Dyspepsia	4.6	7.4
Dizziness	4.7	7.3
Decreased appetite	3.5	5.9
Asthenia	3.8	5.4
Constipation	3.8	5.0

<sup>1</sup> Adverse reactions that occurred in  $\geq 5\%$  Frequency in the Sensipar group and a difference  $\geq 1\%$  compared to the placebo group (Safety Analysis Set)

Crude incidence rate =  $100 * \text{Total number of subjects with event}/N$

n = Number of subjects receiving at least one dose of study drug

Additional adverse reaction rates from the long-term, randomized, double-blind placebo-controlled study for Sensipar versus placebo are as follows: seizure (2.5%, 1.6%), rash (2.2%, 1.9%), hypersensitivity reactions (9.4%, 8.3%).

#### ***Parathyroid Carcinoma and Primary Hyperparathyroidism***

The safety profile of Sensipar in these patient populations is generally consistent with that seen in patients with CKD on dialysis. Forty-six patients were treated with Sensipar in a single-arm study, 29 with Parathyroid Carcinoma and 17 with intractable pHPT. Nine (20%) of the patients withdrew from the study due to adverse events. The most frequent adverse reactions and the most frequent cause of withdrawal in these patient populations were nausea and vomiting. Severe or prolonged cases of nausea and vomiting can lead to dehydration and worsening hypercalcemia so careful monitoring of electrolytes is recommended in patients with these symptoms.

Eight patients died during treatment with Sensipar in this study, 7 with Parathyroid Carcinoma (24%) and 1 (6%) with intractable pHPT. Causes of death were cardiovascular (5 patients), multi-organ failure (1 patient), gastrointestinal hemorrhage (1 patient) and metastatic carcinoma (1 patient). Adverse events of hypocalcemia were reported in three patients (7%).

Seizures were observed in 0.7% (1/140) of cinacalcet-treated patients and 0.0% (0/46) of placebo-treated patients in all clinical studies.

**Table 3. Adverse Reactions with Frequency  $\geq 10\%$  in a Single-Arm, Open-Label Study in Patients with Primary Hyperparathyroidism or Parathyroid Carcinoma**

	Sensipar		
	Parathyroid Carcinoma (n = 29)	Intractable pHPT (n = 17)	Total (n = 46)
	n (%)	n (%)	n (%)
Number of Subjects Reporting Adverse Reactions	28 (97)	17 (100)	45 (98)
Nausea	19 (66)	10 (59)	29 (63)
Vomiting	15 (52)	6 (35)	21 (46)
Paresthesia	4 (14)	5 (29)	9 (20)

Fatigue	6 (21)	2 (12)	8 (17)
Fracture	6 (21)	2 (12)	8 (17)
Hypercalcemia	6 (21)	2 (12)	8 (17)
Anorexia	6 (21)	1 (6)	7 (15)
Asthenia	5 (17)	2 (12)	7 (15)
Dehydration	7 (24)	0 (0)	7 (15)
Anemia	5 (17)	1 (6)	6 (13)
Arthralgia	5 (17)	1 (6)	6 (13)
Constipation	3 (10)	3 (18)	6 (13)
Depression	3 (10)	3 (18)	6 (13)
Headache	6 (21)	0 (0)	6 (13)
Infection Upper Respiratory	3 (10)	2 (12)	5 (11)
Pain Limb	3 (10)	2 (12)	5 (11)

n=Number of subjects receiving at least one dose of study drug.

pHPT=primary hyperparathyroidism

In a randomized double-blind, placebo-controlled study of 67 patients with primary hyperparathyroidism for whom parathyroidectomy would be indicated on the basis of serum calcium levels, but who are unable to undergo surgery, the most common adverse reactions are listed in Table 4.

**Table 4. Adverse Reactions Occurring in  $\geq 10\%$  of Subjects in a Double-Blind, Placebo-Controlled Study in Patients with Primary Hyperparathyroidism**

Adverse Reaction	Placebo (n = 34) n (%)	Cinacalcet (n = 33) n (%)
Nausea	6 (18)	10 (30)
Muscle spasms	0 (0)	6 (18)
Headache	2 (6)	4 (12)
Back pain	2 (6)	4 (12)

n = Number of subjects receiving at least one dose of study drug Coded using MedDRA version 16.0

### ***Hypocalcemia***

In 26-week studies of patients with secondary HPT and CKD on dialysis 66% of patients receiving Sensipar compared with 25% of patients receiving placebo developed at least one serum calcium value less than 8.4 mg/dL, whereas, 29% of patients receiving Sensipar compared with 11% of patients receiving placebo developed at least one serum calcium value less than 7.5 mg/dL. Less than 1% of patients in each group permanently discontinued study drug due to hypocalcemia.

In a randomized, double-blind, placebo-controlled study in patients with secondary HPT and CKD receiving dialysis in which patients were treated for up to 64 months (mean duration of treatment was 21 months in the cinacalcet group), 75% of patients receiving Sensipar compared with 29% of patients receiving placebo developed at least one serum calcium value less than 8.4 mg/dL and 33% of cinacalcet patients compared with 12% of patients receiving placebo had at least one serum calcium value less than 7.5 mg/dL. Most of the cases of severe hypocalcemia less than 7.5 mg/dL (21/33=64%) occurred during the first 6 months. In this trial, 1.1% of patients receiving Sensipar and 0.1% of patients receiving placebo permanently discontinued study drug due to hypocalcemia.



During a placebo-controlled part of a 52-week study in patients with primary HPT who met criteria for parathyroidectomy on the basis of corrected total serum calcium ( $> 11.3$  mg/dL [ $2.82$  mmol/L] and  $\leq 12.5$  mg/dL [ $3.12$  mmol/L]), serum calcium less than  $8.4$  mg/dL was observed in  $6.1\%$  ( $2/33$ ) of Sensipar-treated patients and  $0\%$  ( $0/34$ ) of placebo-treated patients.

## 6.2 Postmarketing Experience

The following adverse reactions have been identified during postapproval use of Sensipar. Because these reactions are reported voluntarily from a population of uncertain size, it is not always possible to reliably estimate their frequency or establish a causal relationship to drug exposure.

- Rash and hypersensitivity reactions (including angioedema and urticaria), and myalgia
- Isolated, idiosyncratic cases of hypotension, worsening heart failure, and/or arrhythmia have been reported in patients with impaired cardiac function
- Gastrointestinal bleeding

## 7 DRUG INTERACTIONS

### 7.1 Strong CYP3A4 Inhibitors

Cinacalcet is partially metabolized by CYP3A4. Dose adjustment of Sensipar may be required if a patient initiates or discontinues therapy with a strong CYP3A4 inhibitor (e.g., ketoconazole, itraconazole). The iPTH and serum calcium concentrations should be closely monitored in these patients [see *Clinical Pharmacology* (12.3)].

### 7.2 CYP2D6 Substrates

Cinacalcet is a strong inhibitor of CYP2D6. Dose adjustments may be required for concomitant medications that are predominantly metabolized by CYP2D6 (e.g., desipramine, metoprolol, and carvedilol) and particularly those with a narrow therapeutic index (e.g., flecainide and most tricyclic antidepressants) [see *Clinical Pharmacology* (12.3)].

## 8 USE IN SPECIFIC POPULATIONS

### 8.1 Pregnancy: Category C

In pregnant female rats given oral gavage doses of 2, 25, 50 mg/kg/day cinacalcet during gestation, no teratogenicity was observed at doses up to 50 mg/kg/day (exposure 4 times those resulting with a human oral dose of 180 mg/day based on Area Under the Curve [AUC] comparison). Decreased fetal body weights were observed at all doses (less than 1 to 4 times a human oral dose of 180 mg/day based on AUC comparison) in conjunction with maternal toxicity (decreased food consumption and body weight gain).

In pregnant female rabbits given oral gavage doses of 2, 12, 25 mg/kg/day cinacalcet during gestation, no adverse fetal effects were observed (exposures less than with a human oral dose of 180 mg/day based on AUC comparisons). Reductions in maternal food consumption and body weight gain were seen at doses of 12 and 25 mg/kg/day. Sensipar has been shown to cross the placental barrier in rabbits.

In pregnant rats given oral gavage doses of 5, 15, 25 mg/kg/day cinacalcet during gestation through lactation, no adverse fetal or pup (post-weaning) effects were observed at 5 mg/kg/day (exposures less than with a human therapeutic dose of 180 mg/day based on AUC comparisons). Higher doses of 15 and 25 mg/kg/day cinacalcet (exposures 2 to 3 times a human oral dose of 180 mg/day based on AUC comparisons) were accompanied by maternal signs of hypocalcemia (periparturient mortality and early postnatal pup loss), and reductions in postnatal maternal and pup body-weight gain.

There are no adequate and well-controlled studies of Sensipar in pregnant women. Sensipar should be used during pregnancy only if the potential benefit justifies the potential risk to the fetus.

Women who become pregnant during Sensipar treatment are encouraged to enroll in Amgen's Pregnancy Surveillance Program. Patients or their physicians should call 1-800-77-AMGEN (1-800-772-6436) to enroll.

### **8.3 Nursing Mothers**

Studies in rats have shown that Sensipar is excreted in the milk with a high milk-to-plasma ratio. It is not known whether this drug is excreted in human milk. Considering these data in rats, and because many drugs are excreted in human milk and there is a potential for clinically significant adverse reactions in infants who ingest Sensipar, a decision should be made whether to discontinue nursing or to discontinue the drug, taking into account the importance of the drug to the lactating woman.

Women who choose to continue Sensipar treatment while nursing are encouraged to enroll in Amgen's Lactation Surveillance Program. Patients or their physicians should call 1-800-77-AMGEN (1-800-772-6436) to enroll.

### **8.4 Pediatric Use**

The safety and efficacy of Sensipar in pediatric patients have not been established. Sensipar is not indicated for use in pediatric patients. A fatal outcome was reported in a pediatric clinical trial patient with severe hypocalcemia [*see Warnings and Precautions (5.1)*].

### **8.5 Geriatric Use**

Of the total number of subjects (n = 1136) in clinical studies of Sensipar, 26 percent were 65 and over, and 9 percent were 75 and over. No overall differences in the safety or effectiveness were observed between these subjects and younger subjects, and other reported clinical experience has not identified differences in responses between the elderly and younger subjects, but greater sensitivity of some older individuals cannot be ruled out [*see Clinical Studies (14) and Clinical Pharmacology (12.3)*].

### **8.6 Renal Impairment**

No dosage adjustment is necessary for renal impairment [*see Clinical Pharmacology (12.3)*].

### **8.7 Hepatic Impairment**

Patients with moderate and severe hepatic impairment should have serum calcium, serum phosphorus, and iPTH levels monitored closely throughout treatment with Sensipar because cinacalcet exposure ( $AUC_{0-\infty}$ ) is increased by 2.4 and 4.2 fold, respectively, in these patients [*see Warnings and Precautions (5.4) and Clinical Pharmacology (12.3)*].

## **10 OVERDOSAGE**

Doses titrated up to 300 mg once daily have been safely administered to patients on dialysis. Overdosage of Sensipar may lead to hypocalcemia. In the event of overdosage, patients should be monitored for signs and symptoms of hypocalcemia and appropriate measures taken to correct serum calcium levels [*see Warnings and Precautions (5.1)*].

Since Sensipar is highly protein bound, hemodialysis is not an effective treatment for overdosage of Sensipar.

## **11 DESCRIPTION**

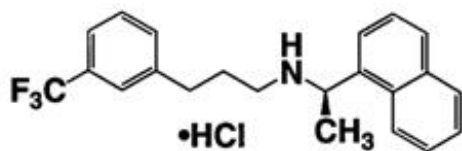
Sensipar (cinacalcet) is a calcimimetic agent that increases the sensitivity of the calcium-sensing receptor to activation by extracellular calcium. Sensipar tablets contain the hydrochloride salt of cinacalcet. Its empirical formula is  $C_{22}H_{22}F_3N \cdot HCl$  with a molecular weight of 393.9 g/mol (hydrochloride salt) and 357.4 g/mol (free base). It has one chiral center having an R-absolute configuration. The R-enantiomer is the more potent enantiomer and has been shown to be responsible

for pharmacodynamic activity.

The hydrochloride salt of cinacalcet is a white to off-white, crystalline solid that is soluble in methanol or 95% ethanol and slightly soluble in water.

Sensipar tablets are formulated as light-green, film-coated, oval-shaped tablets for oral administration in strengths of 30 mg, 60 mg, and 90 mg of cinacalcet as the free base equivalent (33 mg, 66 mg, and 99 mg as the hydrochloride salt, respectively).

The hydrochloride salt of cinacalcet is described chemically as N-[1-(R)-(-)-(1-naphthyl)ethyl]-3-[3-(trifluoromethyl)phenyl]-1-aminopropane hydrochloride and has the following structural formula:



### ***Inactive Ingredients***

The following are the inactive ingredients in Sensipar tablets: pre-gelatinized starch, microcrystalline cellulose, povidone, crospovidone, colloidal silicon dioxide and magnesium stearate. Tablets are coated with color (Opadry® II green), clear film coat (Opadry® clear), and carnauba wax.

## **12 CLINICAL PHARMACOLOGY**

### **12.1 Mechanism of action**

The calcium-sensing receptor on the surface of the chief cell of the parathyroid gland is the principal regulator of PTH synthesis and secretion. Cinacalcet, the active ingredient in Sensipar, directly lowers PTH levels by increasing the sensitivity of the calcium-sensing receptor to extracellular calcium. The reduction in PTH is associated with a concomitant decrease in serum calcium levels.

### **12.2 Pharmacodynamics**

Reduction in iPTH levels correlated with the plasma cinacalcet concentrations in patients with CKD. The nadir in iPTH level occurs approximately 2 to 6 hours post dose, corresponding with the maximum plasma concentration ( $C_{max}$ ) of cinacalcet. After steady-state cinacalcet concentrations are reached (which occurs within 7 days of dose change), serum calcium concentrations remain constant over the dosing interval in patients with CKD.

Reductions in PTH are associated with a decrease in bone turnover and bone fibrosis in patients with CKD on dialysis and uncontrolled secondary HPT.

### **12.3 Pharmacokinetics**

#### ***Absorption and Distribution***

After oral administration of cinacalcet,  $C_{max}$  is achieved in approximately 2 to 6 hours. Cinacalcet  $C_{max}$  and  $AUC_{(0-infinite)}$  were increased by 82% and 68%, respectively, following administration with a high-fat meal compared with fasting in healthy volunteers. The  $C_{max}$  and  $AUC_{(0-infinite)}$  of cinacalcet were increased by 65% and 50%, respectively, when cinacalcet was administered with a low-fat meal compared with fasting.

After absorption, cinacalcet concentrations decline in a biphasic fashion with a terminal half-life of 30 to 40 hours. Steady-state drug levels are achieved within 7 days, and the mean accumulation ratio is approximately 2 with once daily oral administration. The median accumulation ratio is approximately 2 to 5 with twice daily oral administration. The AUC and  $C_{max}$  of cinacalcet increase proportionally over

the dose range of 30 to 180 mg once daily. The pharmacokinetic profile of cinacalcet does not change over time with once daily dosing of 30 to 180 mg. The volume of distribution is approximately 1000 L, indicating extensive distribution. Cinacalcet is approximately 93% to 97% bound to plasma protein(s). The ratio of blood cinacalcet concentration to plasma cinacalcet concentration is 0.80 at a blood cinacalcet concentration of 10 ng/mL.

### **Metabolism and Excretion**

Cinacalcet is metabolized by multiple enzymes, primarily CYP3A4, CYP2D6, and CYP1A2. After administration of a 75 mg radiolabeled dose to healthy volunteers, cinacalcet was metabolized via: 1) oxidative N-dealkylation to hydrocinnamic acid and hydroxy-hydrocinnamic acid, which are further metabolized via  $\beta$ -oxidation and glycine conjugation; the oxidative N-dealkylation process also generates metabolites that contain the naphthalene ring; and 2) oxidation of the naphthalene ring on the parent drug forming dihydrodiols, which are further conjugated with glucuronic acid. The plasma concentrations of the major circulating metabolites, including the cinnamic acid derivatives and glucuronidated dihydrodiols, markedly exceed the parent drug concentrations. The hydrocinnamic acid metabolite and glucuronide conjugates have minimal or no calcimimetic activity. Renal excretion of metabolites was the primary route of elimination of radioactivity. Approximately 80% of the dose was recovered in the urine and 15% in the feces.

### **Specific Populations**

#### **Age: Geriatric Population**

The pharmacokinetic profile of cinacalcet in geriatric patients (age  $\geq$  65 years, n = 12) is similar to that for patients who are < 65 years of age (n = 268) [see Use in Specific Populations (8.5)].

#### **Age: Pediatric Population**

The pharmacokinetics of cinacalcet has not been studied in patients < 18 years of age [see Use in Specific Populations (8.4)].

#### **Hepatic Impairment**

The disposition of a 50 mg Sensipar single dose was compared between patients with hepatic impairment and patients with normal hepatic function. Cinacalcet exposure ( $AUC_{(0-\infty)}$ ) was comparable between healthy volunteers and patients with mild hepatic impairment. However, in patients with moderate and severe hepatic impairment (as indicated by the Child-Pugh method), cinacalcet exposures ( $AUC_{(0-\infty)}$ ) were 2.4 and 4.2 fold higher, respectively, than that in healthy volunteers. The mean half-life of cinacalcet increased from 49 hours in healthy volunteers to 65 hours and 84 hours in patients with moderate and severe hepatic impairment, respectively. Protein binding of cinacalcet is not affected by impaired hepatic function [see Warnings and Precautions (5.4) and Use in Specific Populations (8.7)].

#### **Renal Impairment**

The pharmacokinetic profile of a 75 mg Sensipar single dose in patients with mild, moderate, and severe renal impairment, and those on hemodialysis or peritoneal dialysis is comparable with that in healthy volunteers [see Use in Specific Populations (8.6)].

#### **Drug Interactions**

In vitro studies indicate that cinacalcet is a strong inhibitor of CYP2D6, but not an inhibitor of CYP1A2, CYP2C9, CYP2C19, and CYP3A4. In vitro induction studies indicate that cinacalcet is not an inducer of CYP450 enzymes. Tables 5 and 6 list the findings from in vivo drug-drug interaction studies.

**Table 5. Effect of co-administered drugs on cinacalcet**

Co-administered drug and dosing regimen	Cinacalcet	
	Mean change in	Mean change in

	Dose*	Mean change in AUC <sub>(0-inf)</sub>	Mean change in C <sub>max</sub>
200 mg ketoconazole twice daily for 7 days	90 mg on day 5	↑127%	↑116%
1500 mg calcium carbonate, single dose	100 mg	↓6%	↓5%
80 mg pantoprazole daily for 3 days	90 mg on day 3	↑1%	↓3%
2400 mg sevelamer HCl three times a day for 2 days	90 mg on day 1 with first dose of sevelamer	↓4%	↓7%

\*Single dose.

**Table 6. Effect of cinacalcet co-administration on other drugs**

Cinacalcet dosing regimen	Co-administered drug		
	Name and Dose	Mean change in AUC <sub>(0-inf)</sub>	Mean change in C <sub>max</sub>
30 mg twice daily for 8 days	25 mg warfarin* tablet <sup>†</sup>	↑1 % for R-warfarin ↓1% S-warfarin	↓10 % for R-warfarin ↓12 % for S-warfarin
90 mg daily for 7 days to CYP2D6 extensive metabolizers	50 mg desipramine <sup>†</sup>	↑264%	↑75%
90 mg daily for 5 days	2 mg midazolam <sup>†</sup>	↑5%	↓5%
25 or 100 mg single dose to CYP2D6 extensive metabolizers	50 mg amitriptyline single dose	↑21-22% for amitriptyline ↑17-23% for nortriptyline <sup>‡</sup>	↑13-21% for amitriptyline ↑11-15% for nortriptyline <sup>‡</sup>

\*No significant change in prothrombin time.

<sup>†</sup>Single dose on day 5.

<sup>‡</sup>Nortriptyline is an active metabolite of amitriptyline.

## 13 NONCLINICAL TOXICOLOGY

### 13.1 Carcinogenesis, Mutagenesis, and Impairment of Fertility

#### *Carcinogenicity*

Standard lifetime dietary carcinogenicity bioassays were conducted in mice and rats. Mice were given cinacalcet at dietary doses of 15, 50, and 125 mg/kg/day in males and 30, 70, and 200 mg/kg/day in females (exposures up to 2 times those resulting with a human oral dose of 180 mg/day based on AUC comparison). Rats were given dietary doses of 5, 15, and 35 mg/kg/day in males and 5, 20, and 35 mg/kg/day in females (exposures up to 2 times those resulting with a human oral dose of 180 mg/day based on AUC comparison). No increased incidence of tumors was observed following treatment with cinacalcet.

#### *Mutagenicity*

Cinacalcet was not genotoxic in the Ames bacterial mutagenicity assay, nor in the Chinese Hamster Ovary (CHO) cell HGPRT forward mutation assay and CHO cell chromosomal aberration assay, with and without metabolic activation, nor in the in vivo mouse micronucleus assay.

#### *Impairment of Fertility*

Female rats were given oral gavage doses of 5, 25, and 75 mg/kg/day cinacalcet beginning 2 weeks before mating and continuing through gestation day 7. Male rats were given oral doses 4 weeks prior to mating, during mating (3 weeks) and 2 weeks postmating. No effects were observed in male or female fertility at 5 and 25 mg/kg/day (exposures up to 3 times those resulting with a human oral dose of 180 mg/day based on AUC comparison). At 75 mg/kg/day, there were slight adverse effects (slight decreases in body weight and food consumption) in males and females.

## 14 CLINICAL STUDIES

### 14.1 Secondary Hyperparathyroidism in Patients with Chronic Kidney Disease on Dialysis

Three 6-month, multicenter, randomized, double-blind, placebo-controlled clinical studies of similar design were conducted in patients with CKD on dialysis. A total of 665 patients were randomized to Sensipar and 471 patients to placebo. The mean age of the patients was 54 years, 62% were male, and 52% were Caucasian. The average baseline iPTH level by the Nichols IRMA was 712 pg/mL, with 26% of the patients having a baseline iPTH level > 800 pg/mL. The mean baseline Ca x P product was 61 mg<sup>2</sup>/dL<sup>2</sup>. The average duration of dialysis prior to study enrollment was 67 months. Ninety-six percent of patients were on hemodialysis and 4% on peritoneal dialysis. At study entry, 66% of the patients were receiving vitamin D sterols and 93% were receiving phosphate binders. Sensipar (or placebo) was initiated at a dose of 30 mg once daily and titrated every 3 or 4 weeks to a maximum dose of 180 mg once daily to achieve an iPTH of ≤ 250 pg/mL. The dose was not increased if a patient had any of the following: iPTH ≤ 200 pg/mL, serum calcium < 7.8 mg/dL, or any symptoms of hypocalcemia. If a patient experienced symptoms of hypocalcemia or had a serum calcium < 8.4 mg/dL, calcium supplements and/or calcium-based phosphate binders could be increased. If these measures were insufficient, the vitamin D dose could be increased. Approximately 70% of patients in the Sensipar arm and 80% of the patients in the placebo arm completed the 6-month studies. In the primary efficacy analysis, 40% of the patients on Sensipar and 5% of placebo-treated patients achieved an iPTH ≤ 250 pg/mL (p < 0.001) (Table 7, Figure 1). These studies showed that Sensipar reduced iPTH while lowering Ca x P, calcium, and phosphorus levels (Table 7, Figure 2). The median dose of Sensipar at the completion of the studies was 90 mg. Patients with milder disease typically required lower doses.

Similar results were observed when either the iPTH or biointact PTH (biPTH) assay was used to measure PTH levels in CKD patients on dialysis; treatment with cinacalcet did not alter the relationship between iPTH and biPTH.

**Table 7. Effects of Sensipar on iPTH, Ca x P, Serum Calcium, and Serum Phosphorus in 6-month Phase 3 Studies (Patients on Dialysis)**

	Study 1		Study 2		Study 3	
	Placebo (n = 205)	Sensipar (n = 205)	Placebo (n = 165)	Sensipar (n = 166)	Placebo (n = 101)	Sensipar (n = 294)
<b>iPTH</b>						
Baseline (pg/mL): Median	535	537	556	547	670	703
Mean (SD)	651 (398)	636 (341)	630 (317)	652 (372)	832 (486)	848 (685)
Evaluation Phase (pg/mL)	563	275	592	238	737	339
Median Percent Change	+3.8	-48.3	+8.4	-54.1	+2.3	-48.2
Patients Achieving Primary Endpoint (iPTH ≤ 250 pg/mL) (%) <sup>a</sup>	4%	41%**	7%	46%**	6%	35%**
Patients Achieving ≥ 30% Reduction in iPTH (%) <sup>a</sup>	11%	61%	12%	68%	10%	59%
Patients Achieving iPTH ≤						

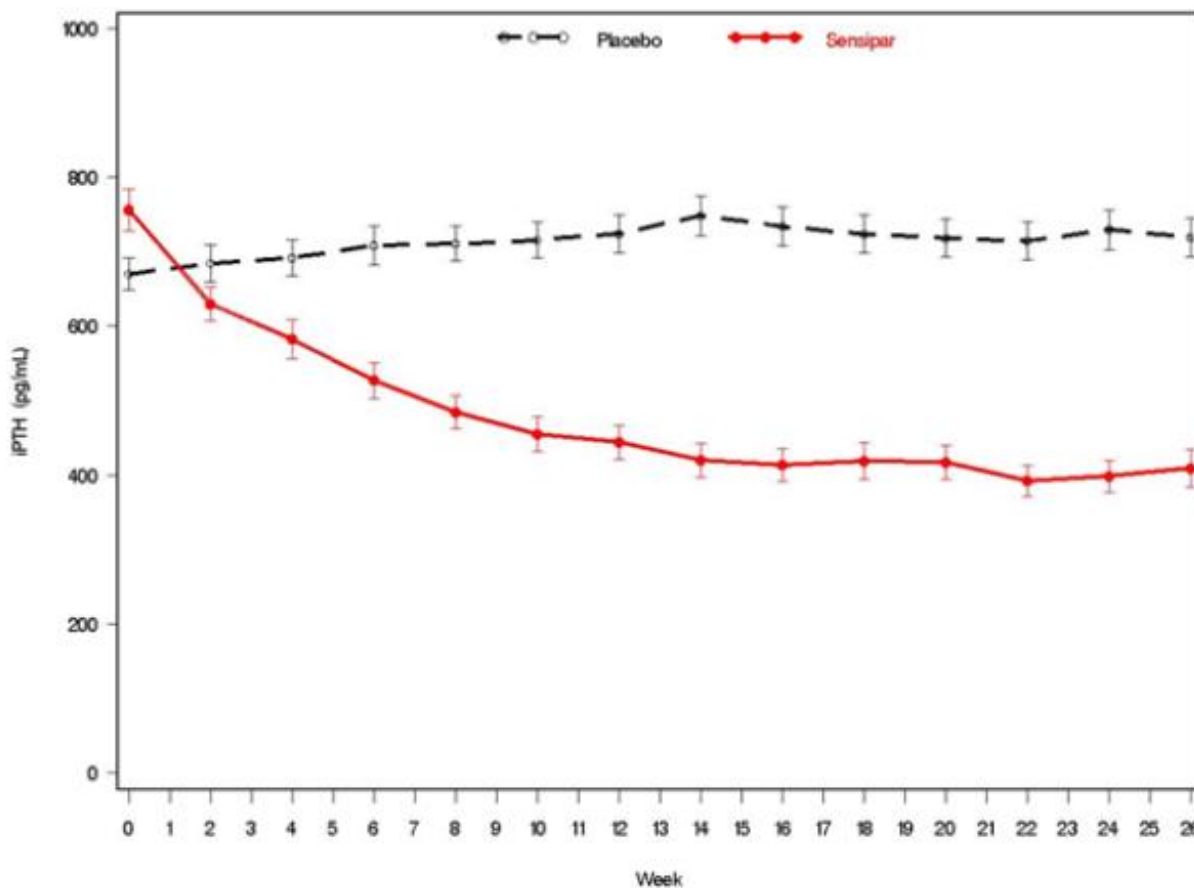
250 pg/mL and Ca x P < 55 mg <sup>2</sup> /dL <sup>2</sup> (%)	1%	32%	5%	35%	5%	28%
<b>Ca x P</b>						
Baseline (mg <sup>2</sup> /dL <sup>2</sup> )	62	61	61	61	61	59
Evaluation Phase (mg <sup>2</sup> /dL <sup>2</sup> )	59	52	59	47	57	48
Median Percent Change	-2.0	-14.9	-3.1	-19.7	-4.8	-15.7
<b>Calcium</b>						
Baseline (mg/dL)	9.8	9.8	9.9	10.0	9.9	9.8
Evaluation Phase (mg/dL)	9.9	9.1	9.9	9.1	10.0	9.1
Median Percent Change	+0.5	-5.5	+0.1	-7.4	+0.3	-6.0
<b>Phosphorus</b>						
Baseline (mg/dL)	6.3	6.1	6.1	6.0	6.1	6.0
Evaluation Phase (mg/dL)	6.0	5.6	5.9	5.1	5.6	5.3
Median Percent Change	-1.0	-9.0	-2.4	-12.4	-5.6	-8.6

\*\* p < 0.001 compared with placebo; p-values presented for primary endpoint only.

<sup>a</sup> iPTH value based on averaging over the evaluation phase (defined as weeks 13 to 26 in studies 1 and 2 and weeks 17 to 26 in study 3).

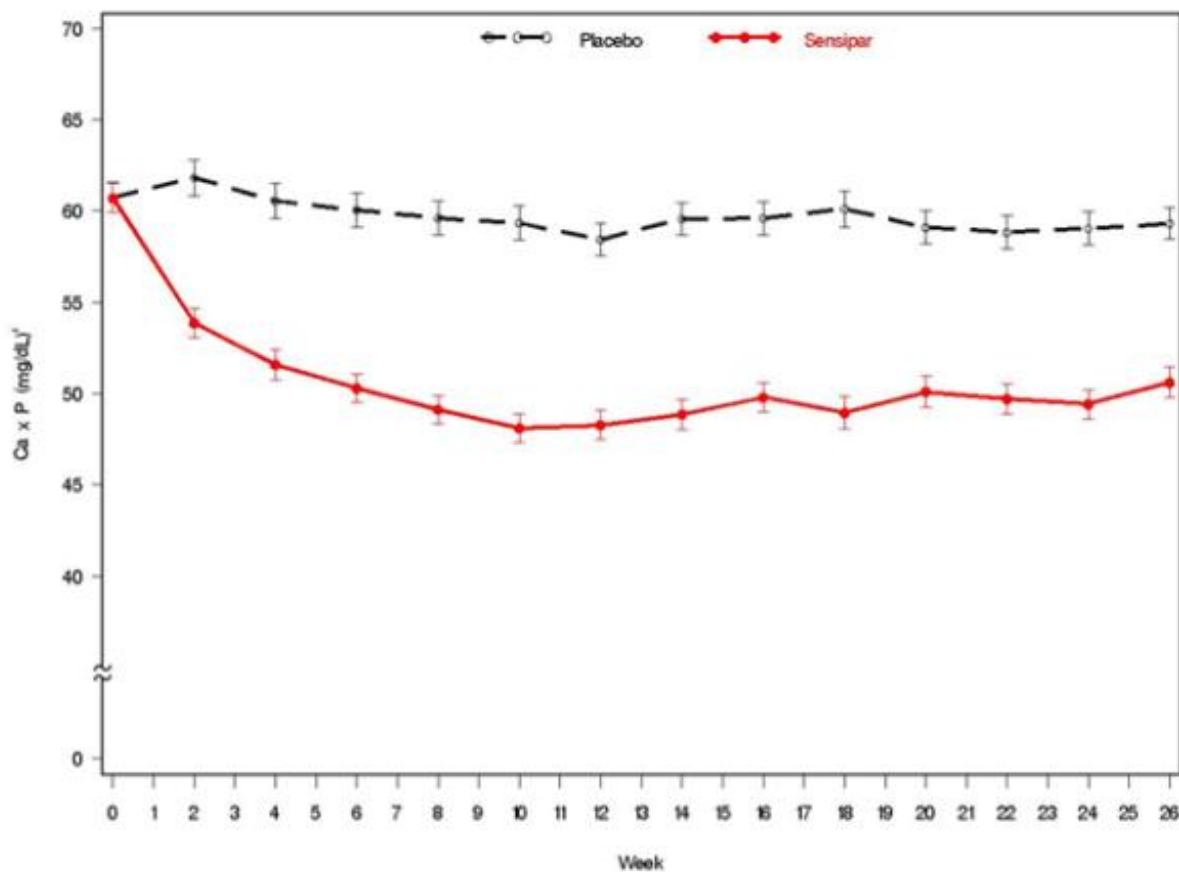
Values shown are medians unless indicated otherwise.

**Figure 1. Mean (SE) iPTH Values (Pooled Phase 3 Studies)**



Data are presented for patients who completed the studies; Placebo (n = 342), Sensipar (n = 439).

**Figure 2. Mean (SE) Ca x P Values (Pooled Phase 3 Studies)**



Data are presented for patients who completed the studies; Placebo (n = 342), Sensipar (n = 439).

Reductions in iPTH and Ca x P were maintained for up to 12 months of treatment.

Sensipar decreased iPTH and Ca x P levels regardless of disease severity (i.e., baseline iPTH value), duration of dialysis, and whether or not vitamin D sterols were administered. Approximately 60% of patients with mild (iPTH  $\geq 300$  to  $\leq 500$  pg/mL), 41% with moderate (iPTH  $> 500$  to  $800$  pg/mL), and 11% with severe (iPTH  $> 800$  pg/mL) secondary HPT achieved a mean iPTH value of  $\leq 250$  pg/mL. Plasma iPTH levels were measured using the Nichols IRMA.

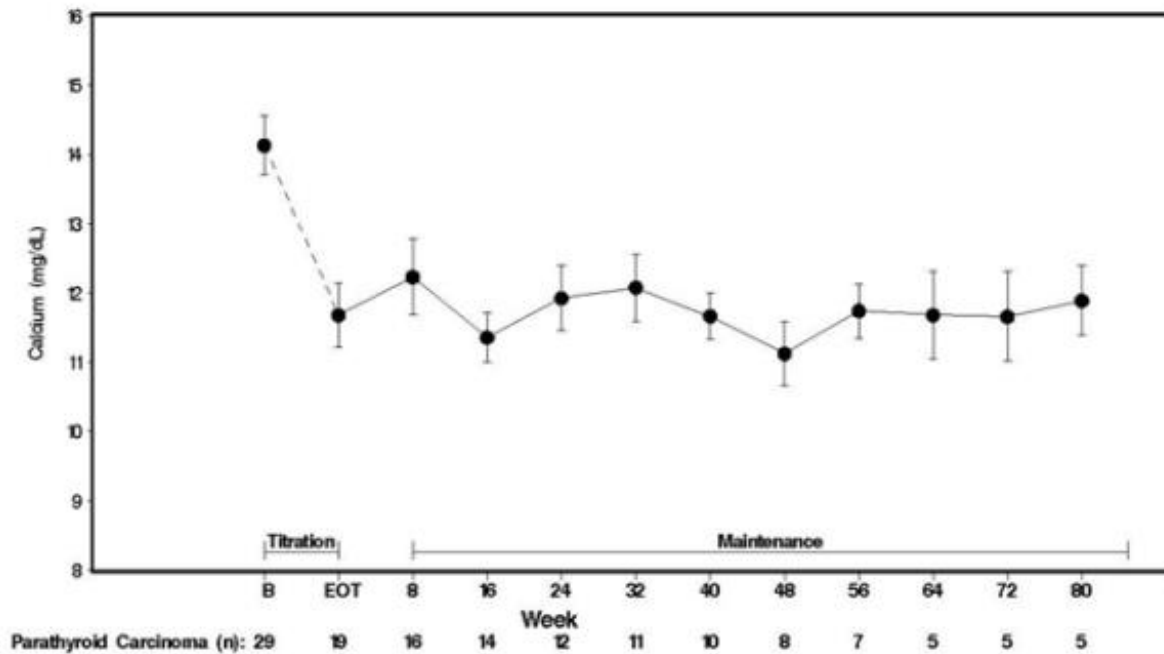
## 14.2 Parathyroid Carcinoma

Twenty-nine patients with Parathyroid Carcinoma were enrolled in a single-arm, open-label study. The study consisted of two phases, a dose-titration phase and a maintenance phase. Patients initially received 30 mg cinacalcet twice daily and then were titrated every 2 weeks to a maximum dose of 90 mg four times daily. Dosage escalation during the variable-length (2 to 16 weeks) titration phase continued until the serum calcium concentration was  $\leq 10$  mg/dL (2.5 mmol/L), the patient reached the highest possible dosage, or adverse events precluded further dosage increases.

Twenty-nine patients entered the study. The median exposure to cinacalcet was 229 days (range: 1 to 1051). At baseline the mean (SE) serum calcium was 14.1 (0.4) mg/dL. At the end of the titration phase, the mean (SE) serum calcium was 12.4 (0.5) mg/dL, which is a mean reduction of 1.7 (0.6) mg/dL from baseline. Figure 3 illustrates mean serum calcium (mg/dL) over time for all patients still on study at each time point from the beginning of titration to study visit week 80. Daily dose during the study ranged from 30 mg twice daily to 90 mg four times daily.

**Figure 3. Serum Calcium Values in Patients With Parathyroid Carcinoma Receiving Sensipar at Baseline, Titration, and Maintenance Phase**





n = Number of patients with non-missing values at the timepoint.

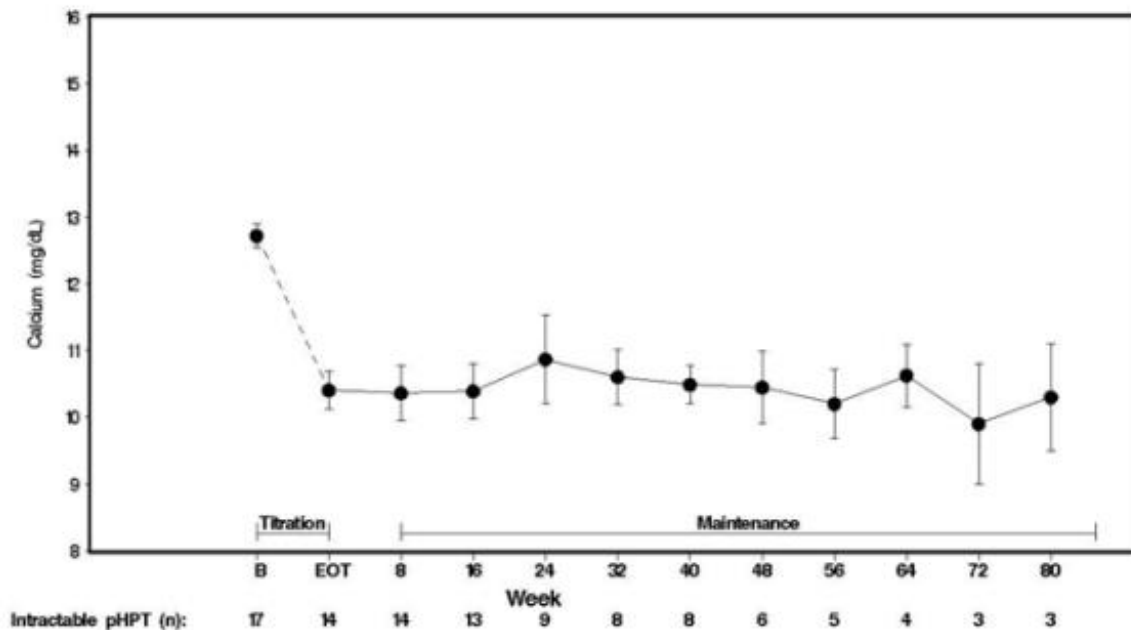
End of Titration (EOT) phase could occur at any visit from week 2 to 16. Patients at EOT are those who completed titration.

### 14.3 Patients with Hypercalcemia Due to Primary Hyperparathyroidism

Seventeen patients with severe hypercalcemia due to primary HPT, who had failed or had contraindications to parathyroidectomy, participated in an open-label, single-arm study. The study consisted of two phases, a dose-titration phase and a maintenance phase. In this trial, severe hypercalcemia was defined as a screening serum calcium level of > 12.5 mg/dL. Patients initially received 30 mg cinacalcet twice daily and then were titrated every 2 weeks to a maximum dose of 90 mg 4 times daily. Dosage escalation during the variable-length (2 to 16 weeks) titration phase continued until the serum calcium concentration was  $\leq 10$  mg/dL (2.5 mmol/L), the patient reached the highest possible dosage, or adverse events precluded further dosage increases.

Seventeen patients entered the study. The median exposure to cinacalcet was 270 days (range: 32 to 1,105). At baseline the mean (SE) serum calcium was 12.7 (0.2) mg/dL. At the end of the titration phase the mean (SE) serum calcium was 10.4 (0.3) mg/dL, which is a mean reduction of 2.3 (0.3) mg/dL from baseline. Figure 4 illustrates mean serum calcium (mg/dL) over time for all patients still on study at each time point from the beginning of titration to study visit week 80. Daily dose during the study ranged from 30 mg twice a day to 90 mg four times a day.

**Figure 4. Mean Serum Calcium (SE) at Baseline, End of Titration, and Scheduled Maintenance Visits (Patients with Severe intractable primary HPT)**



n = Number of patients with non-missing values at the timepoint.

End of Titration (EOT) phase could occur at any visit from week 2 to 16. Patients at EOT are those who completed titration.

Sixty-seven patients with primary HPT who met criteria for parathyroidectomy on the basis of corrected total serum calcium ( $> 11.3$  mg/dL [2.82 mmol/L] and  $\leq 12.5$  mg/dL [3.12 mmol/L]), but who were unable to undergo parathyroidectomy participated in a randomized, double-blind, placebo-controlled study. A total of 33 patients were randomized to Sensipar and 34 patients randomized to placebo. The mean age of the patients was 72 years, 52% were female, 61% were Caucasian, and 5% were Blacks. The study started with a 12-week titration phase, followed by a 16-week efficacy assessment phase. Cinacalcet was initiated at a dose of 30 mg twice daily and titrated to maintain a corrected total serum calcium concentration within the normal range. During the efficacy period a significantly higher percentage of cinacalcet-treated patients compared with the placebo-treated patients achieved mean corrected total serum calcium concentration ( $\leq 10.3$  mg/dL [2.57 mmol/L], 75.8% vs 0%,  $p < 0.001$ ) and  $\geq 1$  mg/dL [0.25 mmol/L] decrease from baseline in mean corrected total serum calcium concentration (84.8% vs 5.9%,  $p < 0.001$ ). The median dose of Sensipar at the completion of the study was 60 mg/day.

## 16 HOW SUPPLIED/STORAGE AND HANDLING

Sensipar 30 mg tablets are formulated as light-green, film-coated, oval-shaped tablets marked with “AMG” on one side and “30” on the opposite side, packaged in bottles of 30 tablets. (NDC 55513-073-30)

Sensipar 60 mg tablets are formulated as light-green, film-coated, oval-shaped tablets marked with “AMG” on one side and “60” on the opposite side, packaged in bottles of 30 tablets. (NDC 55513-074-30)

Sensipar 90 mg tablets are formulated as light-green, film-coated, oval-shaped tablets marked with “AMG” on one side and “90” on the opposite side, packaged in bottles of 30 tablets. (NDC 55513-075-30)

### Storage

Store at 25°C (77°F); excursions permitted from 15°C to 30°C (59°F to 86°F). [See USP controlled room temperature].

## 17 PATIENT COUNSELING INFORMATION

- **Upper Gastrointestinal Bleeding:** Advise patients to report any symptoms of upper gastrointestinal bleeding to their health care provider [*see Warnings and Precautions (5.2)*].
- **Take with Food:** Patients should be advised to take Sensipar with food or shortly after a meal. Tablets should be taken whole and should not be divided.
- **Laboratory Monitoring:** Patients should be informed of the importance of regular blood tests, in order to monitor the safety and efficacy of Sensipar therapy.
- **Common Serious Adverse Reactions:** Patients should be advised to report nausea, vomiting, and potential symptoms of hypocalcemia, including tingling/numbness of the skin, muscle pain, and muscle cramping.
- **Seizures:** Patients should be queried if they are taking medication to prevent seizures or have had seizures in the past and be advised to report any seizure episodes while on Sensipar therapy.
- **Lactation Surveillance Program:** Encourage patients who are nursing while on Sensipar treatment to enroll in Amgen's Lactation Surveillance Program. To enroll patients should call 1-800-77-AMGEN (1-800-772-6436).

Sensipar<sup>®</sup> (cinacalcet) Tablets

### **Manufactured by:**

Amgen Inc.

One Amgen Center Drive

Thousand Oaks, California 91320-1799

Patent: <http://pat.amgen.com/sensipar/>

© 2004-2017 Amgen Inc. All rights reserved.

[www.sensipar.com](http://www.sensipar.com)

1-800-77-AMGEN (1-800-772-6436)

1xxxxxx -, v11

### **PRINCIPAL DISPLAY PANEL**

AMGEN<sup>®</sup>

NDC 55513-073-30

Sensipar<sup>®</sup>

(cinacalcet HCl) Tablets

Rx Only

30 tablets

30 mg

Store at 25°C (77°F); excursions permitted to 15-30°C (59-86°F).

See USP controlled room temperature.

Dispense in tight, light-resistant container per USP.

**AMGEN®**

NDC 55513-073-30

# Sensipar®

(cinacalcet HCl) Tablets

**30  
mg**

**Rx Only**

**30 tablets**

**Store at 25°C (77°F); excursions permitted to 15-30°C (59-86°F). See USP controlled room temperature. Dispense in tight, light-resistant container per USP.**

**PRINCIPAL DISPLAY PANEL**

AMGEN®

NDC 55513-074-30

Sensipar®

(cinacalcet HCl) Tablets

Rx Only

30 tablets

60 mg

Store at 25°C (77°F); excursions permitted to 15-30°C (59-86°F).

See USP controlled room temperature.

Dispense in tight, light-resistant container per USP.

**AMGEN**<sup>®</sup>

NDC 55513-074-30

# Sensipar<sup>®</sup>

(cinacalcet HCl) Tablets

**60**  
mg

**Rx Only**

**30 tablets**

Store at 25°C (77°F); excursions permitted to 15-30°C (59-86°F).  
See USP controlled room temperature.  
Dispense in tight, light-resistant container per USP.

**PRINCIPAL DISPLAY PANEL**

AMGEN<sup>®</sup>

NDC 55513-075-30

Sensipar<sup>®</sup>

(cinacalcet HCl) Tablets

Rx Only

30 tablets

90 mg

Store at 25°C (77°F); excursions permitted to 15-30°C (59-86°F).

See USP controlled room temperature.

Dispense in tight, light-resistant container per USP.

**AMGEN**<sup>®</sup>

NDC 55513-075-30

# Sensipar<sup>®</sup>

(cinacalcet HCl) Tablets

**90**  
mg

**R<sub>x</sub> Only****30 tablets**

Store at 25°C (77°F); excursions permitted to 15-30°C (59-86°F). See USP controlled room temperature. Dispense in tight, light-resistant container per USP.

**SENSIPAR**

cinacalcet hydrochloride tablet, coated

**Product Information**

<b>Product Type</b>	HUMAN PRESCRIPTION DRUG	<b>Item Code (Source)</b>	NDC:55513-073
<b>Route of Administration</b>	ORAL		

**Active Ingredient/Active Moiety**

<b>Ingredient Name</b>	<b>Basis of Strength</b>	<b>Strength</b>
CINACALCET HYDROCHLORIDE (UNII: 1K860 WSG25) (CINACALCET - UNII:UAZ6V7728S)	CINACALCET	30 mg

**Inactive Ingredients**

Ingredient Name	Strength
CARNAUBA WAX (UNII: R12CBM0EIZ)	
CELLULOSE, MICROCRYSTALLINE (UNII: OP1R32D61U)	
CROSPVIDONE (UNII: 2S7830E561)	
MAGNESIUM STEARATE (UNII: 70097M6I30)	
POVIDONE (UNII: FZ989GH94E)	
STARCH, CORN (UNII: O8232NY3SJ)	
SILICON DIOXIDE (UNII: ETJ7Z6XBU4)	

### Product Characteristics

Color	GREEN (light green)	Score	no score
Shape	OVAL	Size	10mm
Flavor		Imprint Code	AMG;30
Contains			

### Packaging

#	Item Code	Package Description	Marketing Start Date	Marketing End Date
1	NDC:55513-073-30	30 in 1 BOTTLE, PLASTIC; Type 0: Not a Combination Product	04/04/2004	

### Marketing Information

Marketing Category	Application Number or Monograph Citation	Marketing Start Date	Marketing End Date
NDA	NDA021688	04/04/2004	

## SENSIPAR

cinacalcet hydrochloride tablet, coated

### Product Information

Product Type	HUMAN PRESCRIPTION DRUG	Item Code (Source)	NDC:55513-074
Route of Administration	ORAL		

### Active Ingredient/Active Moiety

Ingredient Name	Basis of Strength	Strength
CINACALCET HYDROCHLORIDE (UNII: 1K860WSG25) (CINACALCET - UNII:UAZ6V7728S)	CINACALCET	60 mg

### Inactive Ingredients

Ingredient Name	Strength
CARNAUBA WAX (UNII: R12CBM0EIZ)	
CELLULOSE, MICROCRYSTALLINE (UNII: OP1R32D61U)	
CROSPVIDONE (UNII: 2S7830E561)	

MAGNESIUM STEARATE (UNII: 70097M6I30)	
POVIDONE (UNII: FZ989GH94E)	
STARCH, CORN (UNII: O8232NY3SJ)	
SILICON DIOXIDE (UNII: ETJ7Z6XBU4)	

### Product Characteristics

Color	GREEN (light green)	Score	no score
Shape	OVAL	Size	12mm
Flavor		Imprint Code	AMG;60
Contains			

### Packaging

#	Item Code	Package Description	Marketing Start Date	Marketing End Date
1	NDC:55513-074-30	30 in 1 BOTTLE, PLASTIC; Type 0: Not a Combination Product	04/04/2004	

### Marketing Information

Marketing Category	Application Number or Monograph Citation	Marketing Start Date	Marketing End Date
NDA	NDA021688	04/04/2004	

## SENSIPAR

cinacalcet hydrochloride tablet, coated

### Product Information

Product Type	HUMAN PRESCRIPTION DRUG	Item Code (Source)	NDC:55513-075
Route of Administration	ORAL		

### Active Ingredient/Active Moiety

Ingredient Name	Basis of Strength	Strength
CINACALCET HYDROCHLORIDE (UNII: 1K860WSG25) (CINACALCET - UNII:UAZ6V7728S)	CINACALCET	90 mg

### Inactive Ingredients

Ingredient Name	Strength
CARNAUBA WAX (UNII: R12CBM0EIZ)	
CELLULOSE, MICROCRYSTALLINE (UNII: OP1R32D61U)	
CROSPVIDONE (UNII: 2S7830E561)	
MAGNESIUM STEARATE (UNII: 70097M6I30)	
POVIDONE (UNII: FZ989GH94E)	
STARCH, CORN (UNII: O8232NY3SJ)	
SILICON DIOXIDE (UNII: ETJ7Z6XBU4)	



### Product Characteristics

<b>Color</b>	GREEN (light green)	<b>Score</b>	no score
<b>Shape</b>	OVAL	<b>Size</b>	14mm
<b>Flavor</b>		<b>Imprint Code</b>	AMG;90
<b>Contains</b>			

### Packaging

#	Item Code	Package Description	Marketing Start Date	Marketing End Date
1	NDC:55513-075-30	30 in 1 BOTTLE, PLASTIC; Type 0: Not a Combination Product	04/04/2004	

### Marketing Information

Marketing Category	Application Number or Monograph Citation	Marketing Start Date	Marketing End Date
NDA	NDA021688	04/04/2004	

**Labeler** - Amgen Inc (039976196)

### Establishment

Name	Address	ID/FEI	Business Operations
Patheon Inc.		240769596	ANALYSIS(55513-073, 55513-074, 55513-075) , LABEL(55513-073, 55513-074, 55513-075) , MANUFACTURE(55513-073, 55513-074, 55513-075) , PACK(55513-073, 55513-074, 55513-075)

### Establishment

Name	Address	ID/FEI	Business Operations
SUMITOMO CHEMICAL CO LTD		711530345	ANALYSIS(55513-073, 55513-074, 55513-075) , MANUFACTURE(55513-073, 55513-074, 55513-075)

Revised: 3/2017

Amgen Inc