

IDACIO- adalimumab injection, solution

Fresenius Kabi USA, LLC

HIGHLIGHTS OF PRESCRIBING INFORMATION

These highlights do not include all the information needed to use IDACIO safely and effectively. See full prescribing information for IDACIO.

IDACIO® (adalimumab-aacf) injection, for subcutaneous use

Initial U.S. Approval: 2022

IDACIO® (adalimumab-aacf) is biosimilar* to HUMIRA® (adalimumab).

WARNING: SERIOUS INFECTIONS AND MALIGNANCY

See full prescribing information for complete boxed warning.

SERIOUS INFECTIONS (5.1, 6.1):

- Increased risk of serious infections leading to hospitalization or death, including tuberculosis (TB), bacterial sepsis, invasive fungal infections (such as histoplasmosis), and infections due to other opportunistic pathogens.
- Discontinue IDACIO if a patient develops a serious infection or sepsis during treatment.
- Perform test for latent TB; if positive, start treatment for TB prior to starting IDACIO.
- Monitor all patients for active TB during treatment, even if initial latent TB test is negative.

MALIGNANCY (5.2):

- Lymphoma and other malignancies, some fatal, have been reported in children and adolescent patients treated with TNF blockers including adalimumab products.
- Post-marketing cases of hepatosplenic T-cell lymphoma (HSTCL), a rare type of T-cell lymphoma, have occurred in adolescent and young adults with inflammatory bowel disease treated with TNF blockers including adalimumab products.

INDICATIONS AND USAGE

IDACIO is a tumor necrosis factor (TNF) blocker indicated for:

- **Rheumatoid Arthritis (RA) (1.1):** reducing signs and symptoms, inducing major clinical response, inhibiting the progression of structural damage, and improving physical function in adult patients with moderately to severely active RA.
- **Juvenile Idiopathic Arthritis (JIA) (1.2):** reducing signs and symptoms of moderately to severely active polyarticular JIA in patients 2 years of age and older.
- **Psoriatic Arthritis (PsA) (1.3):** reducing signs and symptoms, inhibiting the progression of structural damage, and improving physical function in adult patients with active PsA.
- **Ankylosing Spondylitis (AS) (1.4):** reducing signs and symptoms in adult patients with active AS.
- **Crohn's Disease (CD) (1.5):** treatment of moderately to severely active Crohn's disease in adults and pediatric patients 6 years of age and older.
- **Ulcerative Colitis (UC) (1.6):** treatment of moderately to severely active ulcerative colitis in adult patients.
Limitations of Use: Effectiveness has not been established in patients who have lost response to or were intolerant to TNF blockers.
- **Plaque Psoriasis (Ps) (1.7):** treatment of adult patients with moderate to severe chronic plaque psoriasis who are candidates for systemic therapy or phototherapy, and when other systemic therapies are medically less appropriate.

DOSAGE AND ADMINISTRATION

- Administer by subcutaneous injection (2)

Rheumatoid Arthritis, Psoriatic Arthritis, Ankylosing Spondylitis (2.1):

- **Adults:** 40 mg every other week.
 - Some patients with RA not receiving methotrexate may benefit from increasing the dosage to 40 mg every week or 80 mg every other week.

Juvenile Idiopathic Arthritis (2.2):

Pediatric Weight 2 Years of Age and Older	Recommended Dosage
30 kg (66 lbs) and greater	40 mg every other week

Crohn's Disease (2.3):

- *Adults:* 160 mg on Day 1 (given in one day or split over two consecutive days); 80 mg on Day 15; and 40 mg every other week starting on Day 29.
- *Pediatric Patients 6 Years of Age and Older:*

Pediatric Weight	Recommended Dosage	
	Days 1 and 15	Starting on Day 29
40 kg (88 lbs) and greater	Day 1: 160 mg (single dose or split over two consecutive days) Day 15: 80 mg	40 mg every other week

Ulcerative Colitis (2.4):

- *Adults:* 160 mg on Day 1 (given in one day or split over two consecutive days), 80 mg on Day 15 and 40 mg every other week starting on Day 29. Discontinue in patients without evidence of clinical remission by eight weeks (Day 57).

Plaque Psoriasis (2.5):

- *Adults:* 80 mg initial dose, followed by 40 mg every other week starting one week after initial dose.

----- DOSAGE FORMS AND STRENGTHS -----

Injection:

- Single-dose prefilled pen (IDACIO Pen): 40 mg/0.8 mL (3)
- Single-dose prefilled glass syringe: 40 mg/0.8 mL (3)

----- CONTRAINDICATIONS -----

None (4)

----- WARNINGS AND PRECAUTIONS -----

- *Serious infections:* Do not start IDACIO during an active infection. If an infection develops, monitor carefully, and stop IDACIO if infection becomes serious. (5.1)
- *Invasive fungal infections:* For patients who develop a systemic illness on IDACIO, consider empiric antifungal therapy for those who reside or travel to regions where mycoses are endemic. (5.1)
- *Malignancies:* Incidence of malignancies was greater in adalimumab-treated patients than in controls (5.2)
- *Anaphylaxis or serious hypersensitivity reactions* may occur (5.3)
- *Hepatitis B virus reactivation:* Monitor HBV carriers during and several months after therapy. If reactivation occurs, stop IDACIO and begin anti-viral therapy. (5.4)
- *Demyelinating disease:* Exacerbation or new onset, may occur. (5.5)
- *Cytopenias, pancytopenia:* Advise patients to seek immediate medical attention if symptoms develop and consider stopping IDACIO. (5.6)
- *Heart failure:* Worsening or new onset, may occur. (5.8)
- *Lupus-like syndrome:* Stop IDACIO if syndrome develops. (5.9)

----- ADVERSE REACTIONS -----

Most common adverse reactions (>10%) are: infections (e.g. upper respiratory, sinusitis), injection site reactions, headache and rash. (6.1)

To report SUSPECTED ADVERSE REACTIONS, contact Fresenius Kabi USA, LLC at 1-800-551-7176 or FDA at 1-800-FDA-1088- or www.fda.gov/medwatch

----- DRUG INTERACTIONS -----

- *Abatacept:* Increased risk of serious infection. (5.1, 5.11, 7.2)
- *Anakinra:* Increased risk of serious infection. (5.1, 5.7, 7.2)
- *Live vaccines:* Avoid use with IDACIO. (5.10, 7.3)

See 17 for PATIENT COUNSELING INFORMATION and Medication Guide.

* Biosimilar means that the biological product is approved based on data demonstrating that it is highly similar to an FDA-approved biological product, known as a reference product, and that there are no

clinically meaningful differences between the biosimilar product and the reference product. Biosimilarity of IDACIO has been demonstrated for the condition(s) of use (e.g. indication(s), dosing regimen(s)), strength(s), dosage form(s), and route(s) of administration described in its Full Prescribing Information.

Revised: 12/2022

FULL PRESCRIBING INFORMATION: CONTENTS*

WARNING: SERIOUS INFECTIONS AND MALIGNANCY

1 INDICATIONS AND USAGE

- 1.1 Rheumatoid Arthritis
- 1.2 Juvenile Idiopathic Arthritis
- 1.3 Psoriatic Arthritis
- 1.4 Ankylosing Spondylitis
- 1.5 Crohn's Disease
- 1.6 Ulcerative Colitis
- 1.7 Plaque Psoriasis

2 DOSAGE AND ADMINISTRATION

- 2.1 Rheumatoid Arthritis, Psoriatic Arthritis, and Ankylosing Spondylitis
- 2.2 Juvenile Idiopathic Arthritis
- 2.3 Crohn's Disease
- 2.4 Ulcerative Colitis
- 2.5 Plaque Psoriasis
- 2.7 Monitoring to Assess Safety
- 2.8 General Considerations for Administration

3 DOSAGE FORMS AND STRENGTHS

4 CONTRAINDICATIONS

5 WARNINGS AND PRECAUTIONS

- 5.1 Serious Infections
- 5.2 Malignancies
- 5.3 Hypersensitivity Reactions
- 5.4 Hepatitis B Virus Reactivation
- 5.5 Neurologic Reactions
- 5.6 Hematological Reactions
- 5.7 Increased Risk of Infection when Used with Anakinra
- 5.8 Heart Failure
- 5.9 Autoimmunity
- 5.10 Immunizations
- 5.11 Increased Risk of Infection When Used with Abatacept

6 ADVERSE REACTIONS

- 6.1 Clinical Trials Experience
- 6.2 Immunogenicity
- 6.3 Postmarketing Experience

7 DRUG INTERACTIONS

- 7.1 Methotrexate
- 7.2 Biological Products
- 7.3 Live Vaccines
- 7.4 Cytochrome P450 Substrates

8 USE IN SPECIFIC POPULATIONS

- 8.1 Pregnancy
- 8.2 Lactation
- 8.4 Pediatric Use
- 8.5 Geriatric Use

10 OVERDOSAGE

11 DESCRIPTION

12 CLINICAL PHARMACOLOGY

- 12.1 Mechanism of Action
- 12.2 Pharmacodynamics
- 12.3 Pharmacokinetics

13 NONCLINICAL TOXICOLOGY

- 13.1 Carcinogenesis, Mutagenesis, Impairment of Fertility

14 CLINICAL STUDIES

- 14.1 Rheumatoid Arthritis
- 14.2 Juvenile Idiopathic Arthritis
- 14.3 Psoriatic Arthritis
- 14.4 Ankylosing Spondylitis
- 14.5 Adult Crohn's Disease
- 14.6 Pediatric Crohn's Disease
- 14.7 Adult Ulcerative Colitis
- 14.8 Plaque Psoriasis

15 REFERENCES

16 HOW SUPPLIED/STORAGE AND HANDLING

17 PATIENT COUNSELING INFORMATION

* Sections or subsections omitted from the full prescribing information are not listed.

FULL PRESCRIBING INFORMATION

WARNING: SERIOUS INFECTIONS AND MALIGNANCY

SERIOUS INFECTIONS

Patients treated with adalimumab products including IDACIO are at increased risk for developing serious infections that may lead to hospitalization or death [see *Warnings and Precautions (5.1)*]. Most patients who developed these infections were taking concomitant immunosuppressants such as methotrexate or corticosteroids.

Discontinue IDACIO if a patient develops a serious infection or sepsis. Reported infections include:

- Active tuberculosis (TB), including reactivation of latent TB. Patients with TB have frequently presented with disseminated or extrapulmonary disease. Test patients for latent TB before IDACIO use and during therapy. Initiate treatment for latent TB prior to IDACIO use.**
- Invasive fungal infections, including histoplasmosis, coccidioidomycosis, candidiasis, aspergillosis, blastomycosis, and pneumocystosis. Patients with histoplasmosis or other invasive fungal infections may present with disseminated, rather than localized, disease. Antigen and antibody testing for histoplasmosis may be negative in some patients with active infection. Consider empiric anti-fungal therapy in patients at risk for invasive fungal infections who develop severe systemic illness.**
- Bacterial, viral and other infections due to opportunistic pathogens, including Legionella and Listeria.**

Carefully consider the risks and benefits of treatment with IDACIO prior to initiating therapy in patients with chronic or recurrent infection.

Monitor patients closely for the development of signs and symptoms of infection during and after treatment with IDACIO, including the possible development of TB in patients who tested negative for latent TB infection prior to initiating therapy [see *Warnings and Precautions (5.1)* and *Adverse Reactions (6.1)*].

MALIGNANCY

Lymphoma and other malignancies, some fatal, have been reported in children and adolescent patients treated with TNF blockers including adalimumab products [see *Warnings and Precautions (5.2)*]. Post-marketing cases of hepatosplenic T-cell lymphoma (HSTCL), a rare type of T-cell lymphoma, have been reported in patients treated with TNF blockers including adalimumab products. These cases have had a very aggressive disease course and have been fatal. The majority of reported TNF blocker cases have occurred in patients with Crohn's disease or ulcerative colitis and the majority were in adolescent and young adult males. Almost all these patients had received treatment with azathioprine or 6-mercaptopurine (6-MP) concomitantly with a TNF blocker at or prior to diagnosis. It is uncertain whether the occurrence of HSTCL is related to use of a TNF blocker or a TNF blocker in

combination with these other immunosuppressants [see Warnings and Precautions (5.2)].

1 INDICATIONS AND USAGE

1.1 Rheumatoid Arthritis

IDACIO is indicated for reducing signs and symptoms, inducing major clinical response, inhibiting the progression of structural damage, and improving physical function in adult patients with moderately to severely active rheumatoid arthritis. IDACIO can be used alone or in combination with methotrexate or other non-biologic disease-modifying anti-rheumatic drugs (DMARDs).

1.2 Juvenile Idiopathic Arthritis

IDACIO is indicated for reducing signs and symptoms of moderately to severely active polyarticular juvenile idiopathic arthritis in patients 2 years of age and older. IDACIO can be used alone or in combination with methotrexate.

1.3 Psoriatic Arthritis

IDACIO is indicated for reducing signs and symptoms, inhibiting the progression of structural damage, and improving physical function in adult patients with active psoriatic arthritis.

IDACIO can be used alone or in combination with non-biologic DMARDs.

1.4 Ankylosing Spondylitis

IDACIO is indicated for reducing signs and symptoms in adult patients with active ankylosing spondylitis.

1.5 Crohn's Disease

IDACIO is indicated for the treatment of moderately to severely active Crohn's disease in adults and pediatric patients 6 years of age and older.

1.6 Ulcerative Colitis

IDACIO is indicated for the treatment of moderately to severely active ulcerative colitis in adult patients.

Limitations of Use

The effectiveness of adalimumab products has not been established in patients who have lost response to or were intolerant to TNF blockers [see *Clinical Studies (14.7, 14.8)*].

1.7 Plaque Psoriasis

IDACIO is indicated for the treatment of adult patients with moderate to severe chronic plaque psoriasis who are candidates for systemic therapy or phototherapy, and when other systemic therapies are medically less appropriate. IDACIO should only be

administered to patients who will be closely monitored and have regular follow-up visits with a physician [see *Warnings and Precautions (5)*].

2 DOSAGE AND ADMINISTRATION

2.1 Rheumatoid Arthritis, Psoriatic Arthritis, and Ankylosing Spondylitis

The recommended subcutaneous dosage of IDACIO for adult patients with rheumatoid arthritis (RA), psoriatic arthritis (PsA), or ankylosing spondylitis (AS) is 40 mg administered every other week. Methotrexate (MTX), other non-biologic DMARDs, glucocorticoids, nonsteroidal anti-inflammatory drugs (NSAIDs), and/or analgesics may be continued during treatment with IDACIO. In the treatment of RA, some patients not taking concomitant MTX may derive additional benefit from increasing the dosage of IDACIO to 40 mg every week or 80 mg every other week.

2.2 Juvenile Idiopathic Arthritis

The recommended subcutaneous dosage of IDACIO for patients 2 years of age and older with polyarticular juvenile idiopathic arthritis (JIA) is based on weight as shown below. MTX, glucocorticoids, NSAIDs, and/or analgesics may be continued during treatment with IDACIO.

Pediatric Weight (2 Years of Age and older)	Recommended Dosage
30 kg (66 lbs) and greater	40 mg every other week

There is no dosage form for IDACIO that allows weight-based dosing for pediatric patients below 30 kg.

Adalimumab products have not been studied in patients with polyarticular JIA less than 2 years of age or in patients with a weight below 10 kg.

2.3 Crohn's Disease

Adults

The recommended subcutaneous dosage of IDACIO for adult patients with Crohn's disease (CD) is 160 mg initially on Day 1 (given in one day or split over two consecutive days), followed by 80 mg two weeks later (Day 15). Two weeks later (Day 29) begin a dosage of 40 mg every other week. Aminosalicylates and/or corticosteroids may be continued during treatment with IDACIO. Azathioprine, 6-mercaptopurine (6-MP) [see *Warnings and Precautions (5.2)*] or MTX may be continued during treatment with IDACIO if necessary.

Pediatrics

The recommended subcutaneous dosage of IDACIO for pediatric patients 6 years of age and older with Crohn's disease (CD) is based on body weight as shown below:

Pediatric Weight	Recommended Dosage	
	Days 1 through 15	Starting on Day 29
	Day 1: 160 mg (single dose or split	40 mg every other week

40 kg (88 lbs) and greater	over two consecutive days) Day 15: 80 mg	
----------------------------	---	--

There is no dosage form for IDACIO that allows weight-based dosing for pediatric patients below 40 kg.

2.4 Ulcerative Colitis

Adults

The recommended subcutaneous dosage of IDACIO for adult patients with ulcerative colitis is 160 mg initially on Day 1 (given in one day or split over two consecutive days), followed by 80 mg two weeks later (Day 15). Two weeks later (Day 29) continue with a dosage of 40 mg every other week.

Discontinue IDACIO in adult patients without evidence of clinical remission by eight weeks (Day 57) of therapy. Aminosalicylates and/or corticosteroids may be continued during treatment with IDACIO. Azathioprine and 6-mercaptopurine (6-MP) [see *Warnings and Precautions (5.2)*] may be continued during treatment with IDACIO if necessary.

2.5 Plaque Psoriasis

The recommended subcutaneous dosage of IDACIO for adult patients with plaque psoriasis (Ps) is an initial dose of 80 mg, followed by 40 mg given every other week starting one week after the initial dose. The use of adalimumab products in moderate to severe chronic Ps beyond one year has not been evaluated in controlled clinical studies.

2.7 Monitoring to Assess Safety

Prior to initiating IDACIO and periodically during therapy, evaluate patients for active tuberculosis and test for latent infection [see *Warnings and Precautions (5.1)*].

2.8 General Considerations for Administration

IDACIO is intended for use under the guidance and supervision of a physician. A patient may self-inject IDACIO or a caregiver may inject IDACIO using either the IDACIO Pen or prefilled syringe if a physician determines that it is appropriate, and with medical follow-up, as necessary, after proper training in subcutaneous injection technique.

IDACIO may be taken out of the refrigerator for 15 to 30 minutes before injecting to allow the liquid to come to room temperature. Do not remove the cap or cover while allowing it to reach room temperature. Carefully inspect the solution in the IDACIO Pen, or prefilled syringe for particulate matter and discoloration prior to subcutaneous administration. If particulates and discolorations are noted, do not use the product. IDACIO does not contain preservatives. Therefore, discard unused portions of drug remaining from the syringe.

Instruct patients using the IDACIO Pen or prefilled syringe to inject the full amount in the syringe, according to the directions provided in the Instructions for Use [see *Instructions for Use*].

Injections should occur at separate sites in the thigh or abdomen. Rotate injection sites and do not give injections into areas where the skin is tender, bruised, red or hard.

If a dose is missed, administer the dose as soon as possible. Thereafter, resume dosing at the regular scheduled time.

The IDACIO syringe plunger stopper and needle cover are not made with natural rubber latex.

3 DOSAGE FORMS AND STRENGTHS

IDACIO is a clear and colorless to pale yellow solution available as:

- **Pen** (IDACIO Pen)
Injection: 40 mg/0.8 mL in a single-dose pen.
- **Prefilled Syringe**
Injection: 40 mg/0.8 mL in a single-dose prefilled glass syringe.

4 CONTRAINDICATIONS

None.

5 WARNINGS AND PRECAUTIONS

5.1 Serious Infections

Patients treated with adalimumab products including IDACIO are at increased risk for developing serious infections involving various organ systems and sites that may lead to hospitalization or death. Opportunistic infections due to bacterial, mycobacterial, invasive fungal, viral, parasitic, or other opportunistic pathogens including aspergillosis, blastomycosis, candidiasis, coccidioidomycosis, histoplasmosis, legionellosis, listeriosis, pneumocystosis and tuberculosis have been reported with TNF blockers. Patients have frequently presented with disseminated rather than localized disease.

The concomitant use of a TNF blocker and abatacept or anakinra was associated with a higher risk of serious infections in patients with rheumatoid arthritis (RA); therefore, the concomitant use of IDACIO and these biologic products is not recommended in the treatment of patients with RA [*see Warnings and Precautions (5.7, 5.11) and Drug Interactions (7.2)*].

Treatment with IDACIO should not be initiated in patients with an active infection, including localized infections. Patients 65 years of age and older, patients with co-morbid conditions and/or patients taking concomitant immunosuppressants (such as corticosteroids or methotrexate), may be at greater risk of infection. Consider the risks and benefits of treatment prior to initiating therapy in patients:

- with chronic or recurrent infection;
- who have been exposed to tuberculosis;
- with a history of an opportunistic infection;
- who have resided or traveled in areas of endemic tuberculosis or endemic mycoses, such as histoplasmosis, coccidioidomycosis, or blastomycosis; or
- with underlying conditions that may predispose them to infection.

Tuberculosis

Cases of reactivation of tuberculosis and new onset tuberculosis infections have been

reported in patients receiving adalimumab products, including patients who have previously received treatment for latent or active tuberculosis. Reports included cases of pulmonary and extrapulmonary (i.e., disseminated) tuberculosis. Evaluate patients for tuberculosis risk factors and test for latent infection prior to initiating IDACIO and periodically during therapy.

Treatment of latent tuberculosis infection prior to therapy with TNF blocking agents has been shown to reduce the risk of tuberculosis reactivation during therapy. Prior to initiating IDACIO, assess if treatment for latent tuberculosis is needed; and consider an induration of ≥ 5 mm a positive tuberculin skin test result, even for patients previously vaccinated with Bacille Calmette-Guerin (BCG).

Consider anti-tuberculosis therapy prior to initiation of IDACIO in patients with a past history of latent or active tuberculosis in whom an adequate course of treatment cannot be confirmed, and for patients with a negative test for latent tuberculosis but having risk factors for tuberculosis infection. Despite prophylactic treatment for tuberculosis, cases of reactivated tuberculosis have occurred in patients treated with adalimumab products. Consultation with a physician with expertise in the treatment of tuberculosis is recommended to aid in the decision whether initiating anti-tuberculosis therapy is appropriate for an individual patient.

Strongly consider tuberculosis in the differential diagnosis in patients who develop a new infection during IDACIO treatment, especially in patients who have previously or recently traveled to countries with a high prevalence of tuberculosis, or who have had close contact with a person with active tuberculosis.

Monitoring

Closely monitor patients for the development of signs and symptoms of infection during and after treatment with IDACIO, including the development of tuberculosis in patients who tested negative for latent tuberculosis infection prior to initiating therapy. Tests for latent tuberculosis infection may also be falsely negative while on therapy with IDACIO.

Discontinue IDACIO if a patient develops a serious infection or sepsis. For a patient who develops a new infection during treatment with IDACIO, closely monitor them, perform a prompt and complete diagnostic workup appropriate for an immunocompromised patient, and initiate appropriate antimicrobial therapy.

Invasive Fungal Infections

If patients develop a serious systemic illness and they reside or travel in regions where mycoses are endemic, consider invasive fungal infection in the differential diagnosis. Antigen and antibody testing for histoplasmosis may be negative in some patients with active infection. Consider appropriate empiric antifungal therapy, taking into account both the risk for severe fungal infection and the risks of antifungal therapy, while a diagnostic workup is being performed. To aid in the management of such patients, consider consultation with a physician with expertise in the diagnosis and treatment of invasive fungal infections.

5.2 Malignancies

Consider the risks and benefits of TNF-blocker treatment including IDACIO prior to initiating therapy in patients with a known malignancy other than a successfully treated non-melanoma skin cancer (NMSC) or when considering continuing a TNF blocker in

patients who develop a malignancy.

Malignancies in Adults

In the controlled portions of clinical trials of some TNF-blockers, including adalimumab products, more cases of malignancies have been observed among TNF-blocker-treated adult patients compared to control-treated adult patients. During the controlled portions of 39 global adalimumab clinical trials in adult patients with rheumatoid arthritis (RA), psoriatic arthritis (PsA), ankylosing spondylitis (AS), Crohn's disease (CD), ulcerative colitis (UC), plaque psoriasis (Ps), and other indications, malignancies, other than non-melanoma (basal cell and squamous cell) skin cancer, were observed at a rate (95% confidence interval) of 0.7 (0.48, 1.03) per 100 patient-years among 7973 adalimumab-treated patients versus a rate of 0.7 (0.41, 1.17) per 100 patient-years among 4848 control-treated patients (median duration of treatment of 4 months for adalimumab-treated patients and 4 months for control-treated patients). In 52 global controlled and uncontrolled clinical trials of adalimumab in adult patients with RA, PsA, AS, CD, UC, Ps, and other indications, the most frequently observed malignancies, other than lymphoma and NMSC, were breast, colon, prostate, lung, and melanoma. The malignancies in adalimumab-treated patients in the controlled and uncontrolled portions of the studies were similar in type and number to what would be expected in the general U.S. population according to the SEER database (adjusted for age, gender, and race).¹

In controlled trials of other TNF blockers in adult patients at higher risk for malignancies (i.e., patients with COPD with a significant smoking history and cyclophosphamide-treated patients with Wegener's granulomatosis), a greater portion of malignancies occurred in the TNF blocker group compared to the control group.

Non-Melanoma Skin Cancer

During the controlled portions of 39 global adalimumab clinical trials in adult patients with RA, PsA, AS, CD, UC, Ps, and other indications, the rate (95% confidence interval) of NMSC was 0.8 (0.52, 1.09) per 100 patient-years among adalimumab-treated patients and 0.2 (0.10, 0.59) per 100 patient-years among control-treated patients. Examine all patients, and in particular patients with a medical history of prior prolonged immunosuppressant therapy or psoriasis patients with a history of PUVA treatment for the presence of NMSC prior to and during treatment with IDACIO.

Lymphoma and Leukemia

In the controlled portions of clinical trials of all the TNF-blockers in adults, more cases of lymphoma have been observed among TNF-blocker-treated patients compared to control-treated patients. In the controlled portions of 39 global adalimumab clinical trials in adult patients with RA, PsA, AS, CD, UC, Ps, and other indications, 2 lymphomas occurred among 7973 adalimumab-treated patients versus 1 among 4848 control-treated patients. In 52 global controlled and uncontrolled clinical trials of adalimumab in adult patients with RA, PsA, AS, CD, UC, Ps, and other indications with a median duration of approximately 0.7 years, including 24,605 patients and over 40,215 patient-years of adalimumab, the observed rate of lymphomas was approximately 0.11 per 100 patient-years. This is approximately 3-fold higher than expected in the general U.S. population according to the SEER database (adjusted for age, gender, and race).¹ Rates of lymphoma in clinical trials of adalimumab cannot be compared to rates of lymphoma in clinical trials of other TNF blockers and may not predict the rates observed in a broader patient population. Patients with RA and other chronic inflammatory diseases,

particularly those with highly active disease and/or chronic exposure to immunosuppressant therapies, may be at a higher risk (up to several fold) than the general population for the development of lymphoma, even in the absence of TNF blockers. Post-marketing cases of acute and chronic leukemia have been reported in association with TNF-blocker use in RA and other indications. Even in the absence of TNF-blocker therapy, patients with RA may be at a higher risk (approximately 2-fold) than the general population for the development of leukemia.

Malignancies in Pediatric Patients and Young Adults

Malignancies, some fatal, have been reported among children, adolescents, and young adults who received treatment with TNF-blockers (initiation of therapy \leq 18 years of age), of which IDACIO is a member. Approximately half the cases were lymphomas, including Hodgkin's and non-Hodgkin's lymphoma. The other cases represented a variety of different malignancies and included rare malignancies usually associated with immunosuppression and malignancies that are not usually observed in children and adolescents. The malignancies occurred after a median of 30 months of therapy (range 1 to 84 months). Most of the patients were receiving concomitant immunosuppressants. These cases were reported post-marketing and are derived from a variety of sources including registries and spontaneous postmarketing reports.

Postmarketing cases of hepatosplenic T-cell lymphoma (HSTCL), a rare type of T-cell lymphoma, have been reported in patients treated with TNF blockers including adalimumab products. These cases have had a very aggressive disease course and have been fatal. The majority of reported TNF blocker cases have occurred in patients with Crohn's disease or ulcerative colitis and the majority were in adolescent and young adult males. Almost all of these patients had received treatment with the immunosuppressants azathioprine or 6-mercaptopurine (6-MP) concomitantly with a TNF blocker at or prior to diagnosis. It is uncertain whether the occurrence of HSTCL is related to use of a TNF blocker or a TNF blocker in combination with these other immunosuppressants. The potential risk with the combination of azathioprine or 6-mercaptopurine and IDACIO should be carefully considered.

5.3 Hypersensitivity Reactions

Anaphylaxis and angioneurotic edema have been reported following administration of adalimumab products. If an anaphylactic or other serious allergic reaction occurs, immediately discontinue administration of IDACIO and institute appropriate therapy. In clinical trials of adalimumab, hypersensitivity reactions (e.g., rash, anaphylactoid reaction, fixed drug reaction, non-specified drug reaction, urticaria) have been observed.

5.4 Hepatitis B Virus Reactivation

Use of TNF blockers, including IDACIO, may increase the risk of reactivation of hepatitis B virus (HBV) in patients who are chronic carriers of this virus. In some instances, HBV reactivation occurring in conjunction with TNF blocker therapy has been fatal. The majority of these reports have occurred in patients concomitantly receiving other medications that suppress the immune system, which may also contribute to HBV reactivation. Evaluate patients at risk for HBV infection for prior evidence of HBV infection before initiating TNF blocker therapy. Exercise caution in prescribing TNF blockers for patients identified as carriers of HBV. Adequate data are not available on the

safety or efficacy of treating patients who are carriers of HBV with anti-viral therapy in conjunction with TNF blocker therapy to prevent HBV reactivation. For patients who are carriers of HBV and require treatment with TNF blockers, closely monitor such patients for clinical and laboratory signs of active HBV infection throughout therapy and for several months following termination of therapy. In patients who develop HBV reactivation, stop IDACIO and initiate effective anti-viral therapy with appropriate supportive treatment. The safety of resuming TNF blocker therapy after HBV reactivation is controlled is not known. Therefore, exercise caution when considering resumption of IDACIO therapy in this situation and monitor patients closely.

5.5 Neurologic Reactions

Use of TNF blocking agents, including adalimumab products, has been associated with rare cases of new onset or exacerbation of clinical symptoms and/or radiographic evidence of central nervous system demyelinating disease, including multiple sclerosis (MS) and optic neuritis, and peripheral demyelinating disease, including Guillain-Barré syndrome. Exercise caution in considering the use of IDACIO in patients with preexisting or recent-onset central or peripheral nervous system demyelinating disorders; discontinuation of IDACIO should be considered if any of these disorders develop.

5.6 Hematological Reactions

Rare reports of pancytopenia including aplastic anemia have been reported with TNF blocking agents. Adverse reactions of the hematologic system, including medically significant cytopenia (e.g., thrombocytopenia, leukopenia) have been infrequently reported with adalimumab products. The causal relationship of these reports to adalimumab products remains unclear. Advise all patients to seek immediate medical attention if they develop signs and symptoms suggestive of blood dyscrasias or infection (e.g., persistent fever, bruising, bleeding, pallor) while on IDACIO. Consider discontinuation of IDACIO therapy in patients with confirmed significant hematologic abnormalities.

5.7 Increased Risk of Infection when Used with Anakinra

Concurrent use of anakinra (an interleukin-1 antagonist) and another TNF-blocker, was associated with a greater proportion of serious infections and neutropenia and no added benefit compared with the TNF-blocker alone in patients with RA. Therefore, the combination of IDACIO and anakinra is not recommended [*see Drug Interactions (7.2)*].

5.8 Heart Failure

Cases of worsening congestive heart failure (CHF) and new onset CHF have been reported with TNF blockers. Cases of worsening CHF have also been observed with adalimumab products. Adalimumab products have not been formally studied in patients with CHF; however, in clinical trials of another TNF blocker, a higher rate of serious CHF-related adverse reactions was observed. Exercise caution when using IDACIO in patients who have heart failure and monitor them carefully.

5.9 Autoimmunity

Treatment with adalimumab products may result in the formation of autoantibodies and, rarely, in the development of a lupus-like syndrome. If a patient develops symptoms

suggestive of a lupus-like syndrome following treatment with IDACIO, discontinue treatment [see *Adverse Reactions (6.1)*].

5.10 Immunizations

In a placebo-controlled clinical trial of patients with RA, no difference was detected in anti-pneumococcal antibody response between adalimumab and placebo treatment groups when the pneumococcal polysaccharide vaccine and influenza vaccine were administered concurrently with adalimumab. Similar proportions of patients developed protective levels of anti-influenza antibodies between adalimumab and placebo treatment groups; however, titers in aggregate to influenza antigens were moderately lower in patients receiving adalimumab. The clinical significance of this is unknown. Patients on IDACIO may receive concurrent vaccinations, except for live vaccines. No data are available on the secondary transmission of infection by live vaccines in patients receiving adalimumab products.

It is recommended that pediatric patients, if possible, be brought up to date with all immunizations in agreement with current immunization guidelines prior to initiating IDACIO therapy. Patients on IDACIO may receive concurrent vaccinations, except for live vaccines.

The safety of administering live or live-attenuated vaccines in infants exposed to adalimumab products *in utero* is unknown. Risks and benefits should be considered prior to vaccinating (live or live-attenuated) exposed infants [see *Use in Specific Populations (8.1, 8.4)*].

5.11 Increased Risk of Infection When Used with Abatacept

In controlled trials, the concurrent administration of TNF-blockers and abatacept was associated with a greater proportion of serious infections than the use of a TNF-blocker alone; the combination therapy, compared to the use of a TNF-blocker alone, has not demonstrated improved clinical benefit in the treatment of RA. Therefore, the combination of abatacept with TNF-blockers including IDACIO is not recommended [see *Drug Interactions (7.2)*].

6 ADVERSE REACTIONS

The following clinically significant adverse reactions are described elsewhere in the labeling:

- Serious Infections [see *Warnings and Precautions (5.1)*]
- Malignancies [see *Warnings and Precautions (5.2)*]
- Hypersensitivity Reactions [see *Warnings and Precautions (5.3)*]
- Hepatitis B Virus Reactivation [see *Warnings and Precautions (5.4)*]
- Neurologic Reactions [see *Warnings and Precautions (5.5)*]
- Hematological Reactions [see *Warnings and Precautions (5.6)*]
- Heart Failure [see *Warnings and Precautions (5.8)*]
- Autoimmunity [see *Warnings and Precautions (5.9)*]

6.1 Clinical Trials Experience

Because clinical trials are conducted under widely varying conditions, adverse reaction rates observed in the clinical trials of a drug cannot be directly compared to rates in the

clinical trials of another drug and may not reflect the rates observed in practice.

The most common adverse reaction with adalimumab was injection site reactions. In placebo- controlled trials, 20% of patients treated with adalimumab developed injection site reactions (erythema and/or itching, hemorrhage, pain or swelling), compared to 14% of patients receiving placebo. Most injection site reactions were described as mild and generally did not necessitate drug discontinuation.

The proportion of patients who discontinued treatment due to adverse reactions during the double-blind, placebo-controlled portion of studies in patients with RA (i.e., Studies RA-I, RA- II, RA-III and RA-IV) was 7% for patients taking adalimumab and 4% for placebo-treated patients. The most common adverse reactions leading to discontinuation of adalimumab in these RA studies were clinical flare reaction (0.7%), rash (0.3%) and pneumonia (0.3%).

Infections

In the controlled portions of the 39 global adalimumab clinical trials in adult patients with RA, PsA, AS, CD, UC, Ps, and other indications the rate of serious infections was 4.3 per 100 patient-years in 7973 adalimumab-treated patients versus a rate of 2.9 per 100 patient-years in 4848 control-treated patients. Serious infections observed included pneumonia, septic arthritis, prosthetic and post- surgical infections, erysipelas, cellulitis, diverticulitis, and pyelonephritis [see *Warnings and Precautions (5.1)*].

Tuberculosis and Opportunistic Infections

In 52 global controlled and uncontrolled clinical trials in RA, PsA, AS, CD, UC, Ps, and other indications that included 24,605 adalimumab-treated patients, the rate of reported active tuberculosis was 0.20 per 100 patient-years and the rate of positive PPD conversion was 0.09 per 100 patient-years. In a subgroup of 10,113 U.S. and Canadian adalimumab-treated patients, the rate of reported active TB was 0.05 per 100 patient-years and the rate of positive PPD conversion was 0.07 per 100 patient-years. These trials included reports of miliary, lymphatic, peritoneal, and pulmonary TB. Most of the TB cases occurred within the first eight months after initiation of therapy and may reflect recrudescence of latent disease. In these global clinical trials, cases of serious opportunistic infections have been reported at an overall rate of 0.05 per 100 patient-years. Some cases of serious opportunistic infections and TB have been fatal [see *Warnings and Precautions (5.1)*].

Autoantibodies

In the rheumatoid arthritis controlled trials, 12% of patients treated with adalimumab and 7% of placebo-treated patients that had negative baseline ANA titers developed positive titers at week 24. Two patients out of 3046 treated with adalimumab developed clinical signs suggestive of new- onset lupus-like syndrome. The patients improved following discontinuation of therapy. No patients developed lupus nephritis or central nervous system symptoms. The impact of long-term treatment with adalimumab products on the development of autoimmune diseases is unknown.

Liver Enzyme Elevations

There have been reports of severe hepatic reactions including acute liver failure in patients receiving TNF-blockers. In controlled Phase 3 trials of adalimumab (40 mg SC every other week) in patients with RA, PsA, and AS with control period duration ranging from 4 to 104 weeks, ALT elevations $\geq 3 \times$ ULN occurred in 3.5% of adalimumab-treated

patients and 1.5% of control-treated patients. Since many of these patients in these trials were also taking medications that cause liver enzyme elevations (e.g., NSAIDs, MTX), the relationship between adalimumab and the liver enzyme elevations is not clear. In a controlled Phase 3 trial of adalimumab in patients with polyarticular JIA who were 4 to 17 years, ALT elevations $\geq 3 \times$ ULN occurred in 4.4% of adalimumab-treated patients and 1.5% of control-treated patients (ALT more common than AST); liver enzyme test elevations were more frequent among those treated with the combination of adalimumab and MTX than those treated with adalimumab alone. In general, these elevations did not lead to discontinuation of adalimumab treatment. No ALT elevations $\geq 3 \times$ ULN occurred in the open-label study of adalimumab in patients with polyarticular JIA who were 2 to <4 years.

In controlled Phase 3 trials of adalimumab (initial doses of 160 mg and 80 mg, or 80 mg and 40 mg on Days 1 and 15, respectively, followed by 40 mg every other week) in adult patients with Crohn's Disease with a control period duration ranging from 4 to 52 weeks, ALT elevations $\geq 3 \times$ ULN occurred in 0.9% of adalimumab-treated patients and 0.9% of control-treated patients. In the Phase 3 trial of adalimumab in pediatric patients with Crohn's disease which evaluated efficacy and safety of two body weight based maintenance dose regimens following body weight based induction therapy up to 52 weeks of treatment, ALT elevations $\geq 3 \times$ ULN occurred in 2.6% (5/192) of patients, of whom 4 were receiving concomitant immunosuppressants at baseline; none of these patients discontinued due to abnormalities in ALT tests. In controlled Phase 3 trials of adalimumab (initial doses of 160 mg and 80 mg on Days 1 and 15 respectively, followed by 40 mg every other week) in adult patients with UC with control period duration ranging from 1 to 52 weeks, ALT elevations $\geq 3 \times$ ULN occurred in 1.5% of adalimumab-treated patients and 1.0% of control-treated patients. In controlled Phase 3 trials of adalimumab (initial dose of 80 mg then 40 mg every other week) in patients with Ps with control period duration ranging from 12 to 24 weeks, ALT elevations $\geq 3 \times$ ULN occurred in 1.8% of adalimumab-treated patients and 1.8% of control-treated patients.

Other Adverse Reactions

Rheumatoid Arthritis Clinical Studies

The data described below reflect exposure to adalimumab in 2468 patients, including 2073 exposed for 6 months, 1497 exposed for greater than one year and 1380 in adequate and well-controlled studies (Studies RA-I, RA-II, RA-III, and RA-IV). Adalimumab was studied primarily in placebo-controlled trials and in long-term follow up studies for up to 36 months duration. The population had a mean age of 54 years, 77% were female, 91% were Caucasian and had moderately to severely active rheumatoid arthritis. Most patients received 40 mg adalimumab every other week [see *Clinical Studies (14.1)*].

Table 1 summarizes reactions reported at a rate of at least 5% in patients treated with adalimumab 40 mg every other week compared to placebo and with an incidence higher than placebo. In Study RA-III, the types and frequencies of adverse reactions in the second year open-label extension were similar to those observed in the one-year double-blind portion.

Table 1. Adverse Reactions Reported by $\geq 5\%$ of Patients Treated with Adalimumab during Placebo-Controlled Period of Pooled RA Studies (Studies RA-I, RA-II, RA-III, and RA-IV)

	Adalimumab 40 mg subcutaneous Every Other Week	Placebo
	(N=705)	(N=690)
Adverse Reaction (Preferred Term)		
Respiratory		
Upper respiratory infection	17%	13%
Sinusitis	11%	9%
Flu syndrome	7%	6%
Gastrointestinal		
Nausea	9%	8%
Abdominal pain	7%	4%
Laboratory Tests*		
Laboratory test abnormal	8%	7%
Hypercholesterolemia	6%	4%
Hyperlipidemia	7%	5%
Hematuria	5%	4%
Alkaline phosphatase increased	5%	3%
Other		
Headache	12%	8%
Rash	12%	6%
Accidental injury	10%	8%
Injection site reaction **	8%	1%
Back pain	6%	4%
Urinary tract infection	8%	5%
Hypertension	5%	3%
* Laboratory test abnormalities were reported as adverse reactions in European trials		
** Does not include injection site erythema, itching, hemorrhage, pain or swelling		

Less Common Adverse Reactions in Rheumatoid Arthritis Clinical Studies

Other infrequent serious adverse reactions that do not appear in the Warnings and Precautions or Adverse Reaction sections that occurred at an incidence of less than 5% in adalimumab-treated patients in RA studies were:

Body As A Whole: Pain in extremity, pelvic pain, surgery, thorax pain

Cardiovascular System: Arrhythmia, atrial fibrillation, chest pain, coronary artery disorder, heart arrest, hypertensive encephalopathy, myocardial infarct, palpitation, pericardial effusion, pericarditis, syncope, tachycardia

Digestive System: Cholecystitis, cholelithiasis, esophagitis, gastroenteritis, gastrointestinal hemorrhage, hepatic necrosis, vomiting

Endocrine System: Parathyroid disorder

Hemic And Lymphatic System: Agranulocytosis, polycythemia

Metabolic And Nutritional Disorders: Dehydration, healing abnormal, ketosis, paraproteinemia, peripheral edema

Musculo-Skeletal System: Arthritis, bone disorder, bone fracture (not spontaneous), bone necrosis, joint disorder, muscle cramps, myasthenia, pyogenic arthritis, synovitis, tendon disorder

Neoplasia: Adenoma

Nervous System: Confusion, paresthesia, subdural hematoma, tremor

Respiratory System: Asthma, bronchospasm, dyspnea, lung function decreased, pleural effusion

Special Senses: Cataract

Thrombosis: Thrombosis leg

Urogenital System: Cystitis, kidney calculus, menstrual disorder

Juvenile Idiopathic Arthritis Clinical Studies

In general, the adverse reactions in the adalimumab-treated patients in the polyarticular juvenile idiopathic arthritis (JIA) trials (Studies JIA-I and JIA-II) [see *Clinical Studies (14.2)*] were similar in frequency and type to those seen in adult patients [see *Warnings and Precautions (5)*, *Adverse Reactions (6)*]. Important findings and differences from adults are discussed in the following paragraphs.

In Study JIA-I, adalimumab was studied in 171 patients who were 4 to 17 years of age, with polyarticular JIA. Severe adverse reactions reported in the study included neutropenia, streptococcal pharyngitis, increased aminotransferases, herpes zoster, myositis, metrorrhagia, and appendicitis. Serious infections were observed in 4% of patients within approximately 2 years of initiation of treatment with adalimumab and included cases of herpes simplex, pneumonia, urinary tract infection, pharyngitis, and herpes zoster.

In Study JIA-I, 45% of patients experienced an infection while receiving adalimumab with or without concomitant MTX in the first 16 weeks of treatment. The types of infections reported in adalimumab-treated patients were generally similar to those commonly seen in polyarticular JIA patients who are not treated with TNF blockers. Upon initiation of treatment, the most common adverse reactions occurring in this patient population treated with adalimumab were injection site pain and injection site reaction (19% and 16%, respectively). A less commonly reported adverse event in patients receiving adalimumab was granuloma annulare which did not lead to discontinuation of adalimumab treatment.

In the first 48 weeks of treatment in Study JIA-I, non-serious hypersensitivity reactions were seen in approximately 6% of patients and included primarily localized allergic hypersensitivity reactions and allergic rash.

In Study JIA-I, 10% of patients treated with adalimumab who had negative baseline anti-dsDNA antibodies developed positive titers after 48 weeks of treatment. No patient developed clinical signs of autoimmunity during the clinical trial.

Approximately 15% of patients treated with adalimumab developed mild-to-moderate elevations of creatine phosphokinase (CPK) in Study JIA-I. Elevations exceeding 5 times the upper limit of normal were observed in several patients. CPK concentrations decreased or returned to normal in all patients. Most patients were able to continue adalimumab without interruption.

In Study JIA-II, adalimumab was studied in 32 patients who were 2 to <4 years of age or 4 years of age and older weighing <15 kg with polyarticular JIA. The safety profile for this patient population was similar to the safety profile seen in patients 4 to 17 years of age with polyarticular JIA.

In Study JIA-II, 78% of patients experienced an infection while receiving adalimumab. These included nasopharyngitis, bronchitis, upper respiratory tract infection, otitis media, and were mostly mild to moderate in severity. Serious infections were observed in 9% of patients receiving adalimumab in the study and included dental caries, rotavirus gastroenteritis, and varicella.

In Study JIA-II, non-serious allergic reactions were observed in 6% of patients and included intermittent urticaria and rash, which were all mild in severity.

Psoriatic Arthritis and Ankylosing Spondylitis Clinical Studies

Adalimumab has been studied in 395 patients with psoriatic arthritis (PsA) in two placebo- controlled trials and in an open label study and in 393 patients with ankylosing spondylitis (AS) in two placebo-controlled studies [see *Clinical Studies (14.3, 14.4)*]. The safety profile for patients with PsA and AS treated with adalimumab 40 mg every other week was similar to the safety profile seen in patients with RA, adalimumab Studies RA-I through IV.

Crohn's Disease Clinical Studies

Adults: The safety profile of adalimumab in 1478 adult patients with Crohn's disease from four placebo-controlled and two open-label extension studies [see *Clinical Studies (14.5)*] was similar to the safety profile seen in patients with RA.

Pediatric Patients 6 Years to 17 Years: The safety profile of adalimumab in 192 pediatric patients from one double-blind study (Study PCD-I) and one open-label extension study [see *Clinical Studies (14.6)*] was similar to the safety profile seen in adult patients with Crohn's disease.

During the 4-week open label induction phase of Study PCD-I, the most common adverse reactions occurring in the pediatric population treated with adalimumab were injection site pain and injection site reaction (6% and 5%, respectively).

A total of 67% of children experienced an infection while receiving adalimumab in Study PCD-I. These included upper respiratory tract infection and nasopharyngitis.

A total of 5% of children experienced a serious infection while receiving adalimumab in Study PCD-I. These included viral infection, device related sepsis (catheter), gastroenteritis, H1N1 influenza, and disseminated histoplasmosis.

In Study PCD-I, allergic reactions were observed in 5% of children which were all non-serious and were primarily localized reactions.

Ulcerative Colitis Clinical Studies

Adults: The safety profile of adalimumab in 1010 adult patients with ulcerative colitis (UC) from two placebo-controlled studies and one open-label extension study [see *Clinical Studies (14.7)*] was similar to the safety profile seen in patients with RA.

Plaque Psoriasis Clinical Studies

Adalimumab has been studied in 1696 subjects with plaque psoriasis (Ps) in placebo-

controlled and open-label extension studies [see *Clinical Studies (14.8)*]. The safety profile for subjects with Ps treated with adalimumab was similar to the safety profile seen in subjects with RA with the following exceptions. In the placebo-controlled portions of the clinical trials in Ps subjects, adalimumab-treated subjects had a higher incidence of arthralgia when compared to controls (3% vs. 1%).

6.2 Immunogenicity

As with all therapeutic proteins, there is potential for immunogenicity. The detection of antibody formation is highly dependent on the sensitivity and specificity of the assay. Additionally, the observed incidence of antibody (including neutralizing antibody) positivity in an assay may be influenced by several factors including assay methodology, sample handling, timing of sample collection, concomitant medications, and underlying disease. For these reasons, comparison of the incidence of antibodies in the studies described below with the incidence of antibodies in other studies or to other adalimumab products may be misleading.

There are two assays that have been used to measure anti-adalimumab antibodies. With the ELISA, antibodies to adalimumab could be detected only when serum adalimumab concentrations were < 2 mcg/mL. The ECL assay can detect anti-adalimumab antibody titers independent of adalimumab concentrations in the serum samples. The incidence of anti-adalimumab antibody (AAA) development in patients treated with adalimumab are presented in Table 2.

Table 2: Anti-Adalimumab Antibody Development Determined by ELISA and ECL Assay in Patients Treated with adalimumab

Indications		Study Duration	Anti-Adalimumab Antibody Incidence by ELISA (n/N)		Anti-Adalimumab Antibody Incidence by ECL Assay (n/N)
			In all patients who received adalimumab	In patients with serum adalimumab concentrations < 2 mcg/mL	
Rheumatoid Arthritis ^a		6 to 12 months	5% (58/1062)	NR	NA
Juvenile Idiopathic Arthritis (JIA)	4 to 17 years of age ^b	48 weeks	16% (27/171)	NR	NA
	2 to 4 years of age or ≥ 4 years of age and weighing < 15 kg	24 weeks	7% (1/15) ^c	NR	NA
Psoriatic Arthritis ^d		48 weeks ^e	13% (24/178)	NR	NA
Ankylosing Spondylitis		24 weeks	9% (16/185)	NR	NA
Adult Crohn's Disease		56 weeks	3% (7/269)	8% (7/86)	NA
Pediatric Crohn's Disease		52 weeks	3% (6/182)	10% (6/58)	NA
Adult Ulcerative Colitis		52 weeks	5% (19/360)	21% (19/92)	NA

Plaque Psoriasis ^f	Up to 52 weeks ^g	8% (77/920)	21% (77/372)	NA
<p>n: number of patients with anti-adalimumab antibody; NR: not reported; NA: Not applicable (not performed)</p> <p>^a In patients receiving concomitant methotrexate (MTX), the incidence of anti-adalimumab antibody was 1% compared to 12% with adalimumab monotherapy</p> <p>^b In patients receiving concomitant MTX, the incidence of anti-adalimumab antibody was 6% compared to 26% with adalimumab monotherapy</p> <p>^c This patient received concomitant MTX</p> <p>^d In patients receiving concomitant MTX, the incidence of antibody development was 7% compared to 1% in RA</p> <p>^e Subjects enrolled after completing 2 previous studies of 24 weeks or 12 weeks of treatments.</p> <p>^f In plaque psoriasis patients who were on adalimumab monotherapy and subsequently withdrawn from the treatment, the rate of antibodies to adalimumab after retreatment was similar to the rate observed prior to withdrawal</p> <p>^g One 12-week Phase 2 study and one 52-week Phase 3 study</p>				

Rheumatoid Arthritis and Psoriatic Arthritis: Patients in Studies RA-I, RA-II, and RA-III were tested at multiple time points for antibodies to adalimumab using the ELISA during the 6- to 12-month period. No apparent correlation of antibody development to adverse reactions was observed. With monotherapy, patients receiving every other week dosing may develop antibodies more frequently than those receiving weekly dosing. In patients receiving the recommended dosage of 40 mg every other week as monotherapy, the ACR 20 response was lower among antibody-positive patients than among antibody-negative patients. The long-term immunogenicity of adalimumab products is unknown.

6.3 Postmarketing Experience

The following adverse reactions have been identified during post-approval use of adalimumab products. Because these reactions are reported voluntarily from a population of uncertain size, it is not always possible to reliably estimate their frequency or establish a causal relationship to adalimumab products exposure.

Gastrointestinal disorders: Diverticulitis, large bowel perforations including perforations associated with diverticulitis and appendiceal perforations associated with appendicitis, pancreatitis

General disorders and administration site conditions: Pyrexia

Hepato-biliary disorders: Liver failure, hepatitis

Immune system disorders: Sarcoidosis

Neoplasms benign, malignant and unspecified (including cysts and polyps): Merkel Cell Carcinoma (neuroendocrine carcinoma of the skin)

Nervous system disorders: Demyelinating disorders (e.g., optic neuritis, Guillain-Barré syndrome), cerebrovascular accident

Respiratory disorders: Interstitial lung disease, including pulmonary fibrosis, pulmonary embolism

Skin reactions: Stevens Johnson Syndrome, cutaneous vasculitis, erythema multiforme, new or worsening psoriasis (all sub-types including pustular and palmoplantar), alopecia, lichenoid skin reaction

Vascular disorders: Systemic vasculitis, deep vein thrombosis

7 DRUG INTERACTIONS

7.1 Methotrexate

Adalimumab has been studied in rheumatoid arthritis (RA) patients taking concomitant methotrexate (MTX). Although MTX reduced the apparent adalimumab clearance, the data do not suggest the need for dose adjustment of either IDACIO or MTX [see *Clinical Pharmacology (12.3)*].

7.2 Biological Products

In clinical studies in patients with RA, an increased risk of serious infections has been observed with the combination of TNF blockers with anakinra or abatacept, with no added benefit; therefore, use of IDACIO with abatacept or anakinra is not recommended in patients with RA [see *Warnings and Precautions (5.7, 5.11)*]. A higher rate of serious infections has also been observed in patients with RA treated with rituximab who received subsequent treatment with a TNF blocker. There is insufficient information regarding the concomitant use of IDACIO and other biologic products for the treatment of RA, PsA, AS, CD, UC, and Ps. Concomitant administration of IDACIO with other biologic DMARDS (e.g., anakinra and abatacept) or other TNF blockers is not recommended based upon the possible increased risk for infections and other potential pharmacological interactions.

7.3 Live Vaccines

Avoid the use of live vaccines with IDACIO [see *Warnings and Precautions (5.10)*].

7.4 Cytochrome P450 Substrates

The formation of CYP450 enzymes may be suppressed by increased concentrations of cytokines (e.g., TNF α , IL-6) during chronic inflammation. It is possible for products that antagonize cytokine activity, such as adalimumab products, to influence the formation of CYP450 enzymes. Upon initiation or discontinuation of IDACIO in patients being treated with CYP450 substrates with a narrow therapeutic index, monitoring of the effect (e.g., warfarin) or drug concentration (e.g., cyclosporine or theophylline) is recommended and the individual dose of the drug product may be adjusted as needed.

8 USE IN SPECIFIC POPULATIONS

8.1 Pregnancy

Risk Summary

Available studies with use of adalimumab during pregnancy do not reliably establish an association between adalimumab and major birth defects. Clinical data are available from the Organization of Teratology Information Specialists (OTIS)/MotherToBaby Pregnancy Registry in pregnant women with rheumatoid arthritis (RA) or Crohn's disease (CD) treated with adalimumab. Registry results showed a rate of 10% for major birth defects with first trimester use of adalimumab in pregnant women with RA or CD and a rate of

7.5% for major birth defects in the disease-matched comparison cohort. The lack of pattern of major birth defects is reassuring and differences between exposure groups may have impacted the occurrence of birth defects (*see Data*).

Adalimumab is actively transferred across the placenta during the third trimester of pregnancy and may affect immune response in the in-utero exposed infant (*see Clinical Considerations*). In an embryo-fetal perinatal development study conducted in cynomolgus monkeys, no fetal harm or malformations were observed with intravenous administration of adalimumab during organogenesis and later in gestation, at doses that produced exposures up to approximately 373 times the maximum recommended human dose (MRHD) of 40 mg subcutaneous without methotrexate (*see Data*).

The estimated background risk of major birth defects and miscarriage for the indicated populations is unknown. All pregnancies have a background risk of birth defect, loss, or other adverse outcomes. In the U.S. general population, the estimated background risk of major birth defects and miscarriage in clinically recognized pregnancies is 2-4% and 15-20%, respectively.

Clinical Considerations

Disease-associated maternal and embryo/fetal risk

Published data suggest that the risk of adverse pregnancy outcomes in women with RA or inflammatory bowel disease (IBD) is associated with increased disease activity. Adverse pregnancy outcomes include preterm delivery (before 37 weeks of gestation), low birth weight (less than 2500 g) infants, and small for gestational age at birth.

Fetal/Neonatal Adverse Reactions

Monoclonal antibodies are increasingly transported across the placenta as pregnancy progresses, with the largest amount transferred during the third trimester (*see Data*). Risks and benefits should be considered prior to administering live or live-attenuated vaccines to infants exposed to adalimumab products *in utero* [*see Use in Specific Populations (8.5)*].

Data

Human Data

A prospective cohort pregnancy exposure registry conducted by OTIS/MotherToBaby in the U.S. and Canada between 2004 and 2016 compared the risk of major birth defects in live-born infants of 221 women (69 RA, 152 CD) treated with adalimumab during the first trimester and 106 women (74 RA, 32 CD) not treated with adalimumab.

The proportion of major birth defects among live-born infants in the adalimumab-treated and untreated cohorts was 10% (8.7% RA, 10.5% CD) and 7.5% (6.8% RA, 9.4% CD), respectively. The lack of pattern of major birth defects is reassuring and differences between exposure groups may have impacted the occurrence of birth defects. This study cannot reliably establish whether there is an association between adalimumab and major birth defects because of methodological limitations of the registry, including small sample size, the voluntary nature of the study, and the non-randomized design.

In an independent clinical study conducted in ten pregnant women with IBD treated with adalimumab, adalimumab concentrations were measured in maternal serum as well as in cord blood (n=10) and infant serum (n=8) on the day of birth. The last dose of adalimumab was given between 1 and 56 days prior to delivery. Adalimumab

concentrations were 0.16-19.7 mcg/mL in cord blood, 4.28-17.7 mcg/mL in infant serum, and 0-16.1 mcg/mL in maternal serum. In all but one case, the cord blood concentration of adalimumab was higher than the maternal serum concentration, suggesting adalimumab actively crosses the placenta. In addition, one infant had serum concentrations at each of the following: 6 weeks (1.94 mcg/mL), 7 weeks (1.31 mcg/mL), 8 weeks (0.93 mcg/mL), and 11 weeks (0.53 mcg/mL), suggesting adalimumab can be detected in the serum of infants exposed *in utero* for at least 3 months from birth.

Animal Data

In an embryo-fetal perinatal development study, pregnant cynomolgus monkeys received adalimumab from gestation days 20 to 97 at doses that produced exposures up to 373 times that achieved with the MRHD without methotrexate (on an AUC basis with maternal IV doses up to 100 mg/kg/week). Adalimumab did not elicit harm to the fetuses or malformations.

8.2 Lactation

Risk Summary

Limited data from case reports in the published literature describe the presence of adalimumab in human milk at infant doses of 0.1% to 1% of the maternal serum concentration. Published data suggest that the systemic exposure to a breastfed infant is expected to be low because adalimumab is a large molecule and is degraded in the gastrointestinal tract. However, the effects of local exposure in the gastrointestinal tract are unknown. There are no reports of adverse effects of adalimumab products on the breastfed infant and no effects on milk production. The developmental and health benefits of breastfeeding should be considered along with the mother's clinical need for IDACIO and any potential adverse effects on the breastfed child from IDACIO or from the underlying maternal condition.

8.4 Pediatric Use

The safety and effectiveness of IDACIO have been established for:

- reducing signs and symptoms of moderately to severely active polyarticular JIA in pediatric patients 2 years of age and older.
- the treatment of moderately to severely active Crohn's disease in pediatric patients 6 years of age and older.

A pediatric assessment for IDACIO demonstrates that IDACIO is safe and effective for pediatric patients in an indication for which HUMIRA (adalimumab) is approved. However, IDACIO is not approved for such indication due to marketing exclusivity for HUMIRA (adalimumab).

Due to their inhibition of TNF α , adalimumab products administered during pregnancy could affect immune response in the in utero-exposed newborn and infant. Data from eight infants exposed to adalimumab in utero suggest adalimumab crosses the placenta [see *Use in Specific Populations (8.1)*]. The clinical significance of elevated adalimumab concentrations in infants is unknown. The safety of administering live or live-attenuated vaccines in exposed infants is unknown. Risks and benefits should be considered prior to vaccinating (live or live-attenuated) exposed infants.

Post-marketing cases of lymphoma, including hepatosplenic T-cell lymphoma and other malignancies, some fatal, have been reported among children, adolescents, and young adults who received treatment with TNF-blockers including adalimumab products [see *Warnings and Precautions (5.2)*].

Juvenile Idiopathic Arthritis

In Study JIA-I, adalimumab was shown to reduce signs and symptoms of active polyarticular JIA in patients 4 to 17 years of age [see *Clinical Studies (14.2)*]. In Study JIA-II, the safety profile for patients 2 to <4 years of age was similar to the safety profile for patients 4 to 17 years of age with polyarticular JIA [see *Adverse Reactions (6.1)*]. Adalimumab products have not been studied in patients with polyarticular JIA less than 2 years of age or in patients with a weight below 10 kg.

The safety of adalimumab in patients in the polyarticular JIA trials was generally similar to that observed in adults with certain exceptions [see *Adverse Reactions (6.1)*].

The safety and effectiveness of adalimumab products have not been established in pediatric patients with JIA less than 2 years of age.

Pediatric Crohn's Disease

The safety and effectiveness of adalimumab products for the treatment of moderately to severely active Crohn's disease have been established in pediatric patients 6 years of age and older. Use of adalimumab products for this indication is supported by evidence from adequate and well-controlled studies in adults with additional data from a randomized, double-blind, 52-week clinical study of two dose concentrations of adalimumab in 192 pediatric patients (6 years to 17 years of age) [see *Adverse Reactions (6.1)*, *Clinical Pharmacology (12.2, 12.3)*, *Clinical Studies (14.6)*]. The adverse reaction profile in patients 6 years to 17 years of age was similar to adults.

The safety and effectiveness of adalimumab products have not been established in pediatric patients with Crohn's disease less than 6 years of age.

8.5 Geriatric Use

A total of 519 RA patients 65 years of age and older, including 107 patients 75 years of age and older, received adalimumab in clinical studies RA-I through IV. No overall difference in effectiveness was observed between these patients and younger patients. The frequency of serious infection and malignancy among adalimumab treated patients 65 years of age and older was higher than for those less than 65 years of age. Consider the benefits and risks of IDACIO in patients 65 years of age and older. In patients treated with IDACIO, closely monitor for the development of infection or malignancy [see *Warnings and Precautions (5.1, 5.2)*].

10 OVERDOSAGE

Doses up to 10 mg/kg have been administered to patients in clinical trials without evidence of dose-limiting toxicities. In case of overdose, it is recommended that the patient be monitored for any signs or symptoms of adverse reactions or effects and appropriate symptomatic treatment instituted immediately.

11 DESCRIPTION

Adalimumab-aacf is a tumor necrosis factor blocker. Adalimumab-aacf is a recombinant human IgG1 monoclonal antibody created using phage display technology resulting in an antibody with human derived heavy and light chain variable regions and human IgG1:k constant regions. Adalimumab-aacf is produced by recombinant DNA technology in a mammalian cell (Chinese Hamster Ovary (CHO)) expression system and is purified by a process that includes specific viral inactivation and removal steps. It consists of 1330 amino acids and has a molecular weight of approximately 148 kilodaltons.

IDACIO (adalimumab-aacf) injection is supplied as a sterile, preservative-free solution for subcutaneous administration. The drug product is supplied as either a single-dose, prefilled pen (IDACIO Pen), or as a single-dose, 1 mL prefilled glass syringe. Enclosed within the pen is a single-dose, 1 mL prefilled glass syringe. The solution of IDACIO is clear and colorless to pale yellow, with a pH of about 5.2.

Each 40 mg/0.8 mL prefilled syringe or prefilled pen delivers 0.8 mL (40 mg) of drug product. Each 0.8 mL of IDACIO contains adalimumab-aacf (40 mg) and glacial acetic acid (0.5 mg), trehalose (54.8 mg), polysorbate 80 (0.8 mg), sodium chloride (2.3 mg), and Water for Injection. Sodium hydroxide is added to adjust pH.

12 CLINICAL PHARMACOLOGY

12.1 Mechanism of Action

Adalimumab products bind specifically to TNF-alpha and block its interaction with the p55 and p75 cell surface TNF receptors. Adalimumab products also lyse surface TNF expressing cells in vitro in the presence of complement. Adalimumab products do not bind or inactivate lymphotoxin (TNF-beta). TNF is a naturally occurring cytokine that is involved in normal inflammatory and immune responses. Elevated concentrations of TNF are found in the synovial fluid of patients with RA, JIA, PsA, and AS and play an important role in both the pathologic inflammation and the joint destruction that are hallmarks of these diseases. Increased concentrations of TNF are also found in psoriasis plaques. In Ps, treatment with IDACIO may reduce the epidermal thickness and infiltration of inflammatory cells. The relationship between these pharmacodynamic activities and the mechanism(s) by which adalimumab products exert their clinical effects is unknown.

Adalimumab products also modulate biological responses that are induced or regulated by TNF, including changes in the concentrations of adhesion molecules responsible for leukocyte migration (ELAM-1, VCAM-1, and ICAM-1 with an IC_{50} of $1-2 \times 10^{-10}M$).

12.2 Pharmacodynamics

After treatment with adalimumab, a decrease in concentrations of acute phase reactants of inflammation (C-reactive protein [CRP] and erythrocyte sedimentation rate [ESR]) and serum cytokines (IL-6) was observed compared to baseline in patients with rheumatoid arthritis. A decrease in CRP concentrations was also observed in patients with Crohn's disease, and ulcerative colitis. Serum concentrations of matrix metalloproteinases (MMP-1 and MMP-3) that produce tissue remodeling responsible for cartilage destruction were also decreased after adalimumab administration.

12.3 Pharmacokinetics

The pharmacokinetics of adalimumab were linear over the dose range of 0.5 to 10 mg/kg following administration of a single intravenous dose (adalimumab products are not approved for intravenous use). Following 20, 40, and 80 mg every other week and every week subcutaneous administration, adalimumab mean serum trough concentrations at steady state increased approximately proportionally with dose in RA patients. The mean terminal half-life was approximately 2 weeks, ranging from 10 to 20 days across studies. Healthy subjects and patients with RA displayed similar adalimumab pharmacokinetics.

Adalimumab exposure in patients treated with 80 mg every other week is estimated to be comparable with that in patients treated with 40 mg every week.

Absorption

The average absolute bioavailability of adalimumab following a single 40 mg subcutaneous dose was 64%. The mean time to reach the maximum concentration was 5.5 days (131 ± 56 hours) and the maximum serum concentration was 4.7 ± 1.6 mcg/mL in healthy subjects following a single 40 mg subcutaneous administration of adalimumab.

Distribution

The distribution volume (V_{SS}) ranged from 4.7 to 6.0 L following intravenous administration of doses ranging from 0.25 to 10 mg/kg in RA patients.

Elimination

The single dose pharmacokinetics of adalimumab in RA patients were determined in several studies with intravenous doses ranging from 0.25 to 10 mg/kg. The systemic clearance of adalimumab is approximately 12 mL/hr. In long-term studies with dosing more than two years, there was no evidence of changes in clearance over time in RA patients.

Patient Population

Rheumatoid Arthritis and Ankylosing Spondylitis: In patients receiving 40 mg adalimumab every other week, adalimumab mean steady-state trough concentrations were approximately 5 mcg/mL and 8 to 9 mcg/mL, without and with MTX concomitant treatment, respectively. Adalimumab concentrations in the synovial fluid from five rheumatoid arthritis patients ranged from 31 to 96% of those in serum. The pharmacokinetics of adalimumab in patients with AS were similar to those in patients with RA.

Psoriatic Arthritis: In patients receiving 40 mg every other week, adalimumab mean steady-state trough concentrations were 6 to 10 mcg/mL and 8.5 to 12 mcg/mL, without and with MTX concomitant treatment, respectively.

Plaque Psoriasis: Adalimumab mean steady-state trough concentration was approximately 5 to 6 mcg/mL during adalimumab 40 mg every other week treatment.

Adult Crohn's Disease: Adalimumab mean trough concentrations were approximately 12 mcg/mL at Week 2 and Week 4 after receiving 160 mg on Week 0 followed by 80 mg on Week 2. Mean steady-state trough concentrations were 7 mcg/mL at Week 24 and Week 56 during adalimumab 40 mg every other week treatment.

Adult Ulcerative Colitis: Adalimumab mean trough concentrations were approximately 12

mcg/mL at Week 2 and Week 4 after receiving 160 mg on Week 0 followed by 80 mg on Week 2. Mean steady-state trough concentrations were approximately 8 mcg/mL and 15 mcg/mL at Week 52 after receiving a dose of adalimumab 40 mg every other week and 40 mg every week, respectively.

Anti-Drug Antibody Effects on Pharmacokinetics

Rheumatoid Arthritis: A trend toward higher apparent clearance of adalimumab in the presence of anti-adalimumab antibodies was identified.

Specific Populations

Geriatric Patients: A lower clearance with increasing age was observed in patients with RA aged 40 to >75 years.

Pediatric Patients:

Juvenile Idiopathic Arthritis:

- *4 years to 17 years of age:* The adalimumab mean steady-state trough concentrations were 6.8 mcg/mL and 10.9 mcg/mL in patients weighing <30 kg receiving 20 mg adalimumab subcutaneously every other week as monotherapy or with concomitant MTX, respectively. The adalimumab mean steady-state trough concentrations were 6.6 mcg/mL and 8.1 mcg/mL in patients weighing \geq 30 kg receiving 40 mg adalimumab subcutaneously every other week as monotherapy or with MTX concomitant treatment, respectively.
- *2 years to <4 years of age or 4 years of age and older weighing <15 kg:* The adalimumab mean steady-state trough adalimumab concentrations were 6.0 mcg/mL and 7.9 mcg/mL in patients receiving adalimumab subcutaneously every other week as monotherapy or with MTX concomitant treatment, respectively.

Pediatric Crohn's Disease: Adalimumab mean \pm SD concentrations were 15.7 ± 6.5 mcg/mL at Week 4 following 160 mg at Week 0 and 80 mg at Week 2, and 10.5 ± 6.0 mcg/mL at Week 52 following 40 mg every other week dosing in patients weighing \geq 40 kg. Adalimumab mean \pm SD concentrations were 10.6 ± 6.1 mcg/mL at Week 4 following dosing 80 mg at Week 0 and 40 mg at Week 2, and 6.9 ± 3.6 mcg/mL at Week 52 following 20 mg every other week dosing in patients weighing < 40 kg.

Male and Female Patients: No gender-related pharmacokinetic differences were observed after correction for a patient's body weight. Healthy subjects and patients with rheumatoid arthritis displayed similar adalimumab pharmacokinetics.

Patients with Renal or Hepatic Impairment: No pharmacokinetic data are available in patients with hepatic or renal impairment.

Rheumatoid factor or CRP concentrations: Minor increases in apparent clearance were predicted in RA patients receiving doses lower than the recommended dose and in RA patients with high rheumatoid factor or CRP concentrations. These increases are not likely to be clinically important.

Drug Interaction Studies:

Methotrexate: MTX reduced adalimumab apparent clearance after single and multiple dosing by 29% and 44% respectively, in patients with RA [see *Drug Interactions (7.1)*].

13 NONCLINICAL TOXICOLOGY

13.1 Carcinogenesis, Mutagenesis, Impairment of Fertility

Long-term animal studies of adalimumab products have not been conducted to evaluate the carcinogenic potential or its effect on fertility.

14 CLINICAL STUDIES

14.1 Rheumatoid Arthritis

The efficacy and safety of adalimumab were assessed in five randomized, double-blind studies in patients ≥ 18 years of age with active rheumatoid arthritis (RA) diagnosed according to American College of Rheumatology (ACR) criteria. Patients had at least 6 swollen and 9 tender joints. Adalimumab was administered subcutaneously in combination with methotrexate (MTX) (12.5 to 25 mg, Studies RA-I, RA-III and RA-V) or as monotherapy (Studies RA-II and RA-V) or with other disease-modifying anti-rheumatic drugs (DMARDs) (Study RA-IV).

Study RA-I evaluated 271 patients who had failed therapy with at least one but no more than four DMARDs and had inadequate response to MTX. Doses of 20, 40 or 80 mg of adalimumab or placebo were given every other week for 24 weeks.

Study RA-II evaluated 544 patients who had failed therapy with at least one DMARD. Doses of placebo, 20 or 40 mg of adalimumab were given as monotherapy every other week or weekly for 26 weeks.

Study RA-III evaluated 619 patients who had an inadequate response to MTX. Patients received placebo, 40 mg of adalimumab every other week with placebo injections on alternate weeks, or 20 mg of adalimumab weekly for up to 52 weeks. Study RA-III had an additional primary endpoint at 52 weeks of inhibition of disease progression (as detected by X-ray results). Upon completion of the first 52 weeks, 457 patients enrolled in an open-label extension phase in which 40 mg of adalimumab was administered every other week for up to 5 years.

Study RA-IV assessed safety in 636 patients who were either DMARD-naïve or were permitted to remain on their pre-existing rheumatologic therapy provided that therapy was stable for a minimum of 28 days. Patients were randomized to 40 mg of adalimumab or placebo every other week for 24 weeks.

Study RA-V evaluated 799 patients with moderately to severely active RA of less than 3 years duration who were ≥ 18 years old and MTX naïve. Patients were randomized to receive either MTX (optimized to 20 mg/week by week 8), adalimumab 40 mg every other week or adalimumab/MTX combination therapy for 104 weeks. Patients were evaluated for signs and symptoms, and for radiographic progression of joint damage. The median disease duration among patients enrolled in the study was 5 months. The median MTX dose achieved was 20 mg.

Clinical Response

The percent of adalimumab treated patients achieving ACR 20, 50 and 70 responses in Studies RA-II and III are shown in Table 3.

Table 3. ACR Responses in Studies RA-II and RA-III (Percent of Patients)

Response	Study RA-II Monotherapy (26 weeks)			Study RA-III Methotrexate Combination (24 and 52 weeks)	
	Placebo	Adalimumab 40 mg every other week	Adalimumab 40 mg weekly	Placebo/MTX	Adalimumab/MTX 40 mg every other week
	N=110	N=113	N=103	N=200	N=207
ACR20					
Month 6	19%	46%*	53%*	30%	63%*
Month 12	NA	NA	NA	24%	59%*
ACR50					
Month 6	8%	22%*	35%*	10%	39%*
Month 12	NA	NA	NA	10%	42%*
ACR70					
Month 6	2%	12%*	18%*	3%	21%*
Month 12	NA	NA	NA	5%	23%*

* p<0.01, adalimumab vs. placebo

The results of Study RA-I were similar to Study RA-III; patients receiving adalimumab 40 mg every other week in Study RA-I also achieved ACR 20, 50 and 70 response rates of 65%, 52% and 24%, respectively, compared to placebo responses of 13%, 7% and 3% respectively, at 6 months (p<0.01).

The results of the components of the ACR response criteria for Studies RA-II and RA-III are shown in Table 4. ACR response rates and improvement in all components of ACR response were maintained to week 104. Over the 2 years in Study RA-III, 20% of adalimumab patients receiving 40 mg every other week achieved a major clinical response, defined as maintenance of an ACR 70 response over a 6-month period. ACR responses were maintained in similar proportions of patients for up to 5 years with continuous adalimumab treatment in the open-label portion of Study RA-III.

Table 4. Components of ACR Response in Studies RA-II and RA-III

Parameter (median)	Study RA-II				Study RA-III			
	Placebo N=110		Adalimumab ^a N=113		Placebo/MTX N=200		Adalimumab ^a /MTX N=207	
	Baseline	Wk 26	Baseline	Wk 26	Baseline	Wk 24	Baseline	Wk 24
Number of tender joints (0-68)	35	26	31	16*	26	15	24	8*
Number of swollen joints (0-66)	19	16	18	10*	17	11	18	5*
Physician global assessment ^b	7.0	6.1	6.6	3.7*	6.3	3.5	6.5	2.0*
Patient global assessment ^b	7.5	6.3	7.5	4.5*	5.4	3.9	5.2	2.0*
Pain ^b	7.3	6.1	7.3	4.1*	6.0	3.8	5.8	2.1*

Disability index (HAQ) ^c	2.0	1.9	1.9	1.5*	1.5	1.3	1.5	0.8*
CRP (mg/dL)	3.9	4.3	4.6	1.8*	1.0	0.9	1.0	0.4*

40 mg adalimumab administered every other week

^b Visual analogue scale; 0 = best, 10 = worst

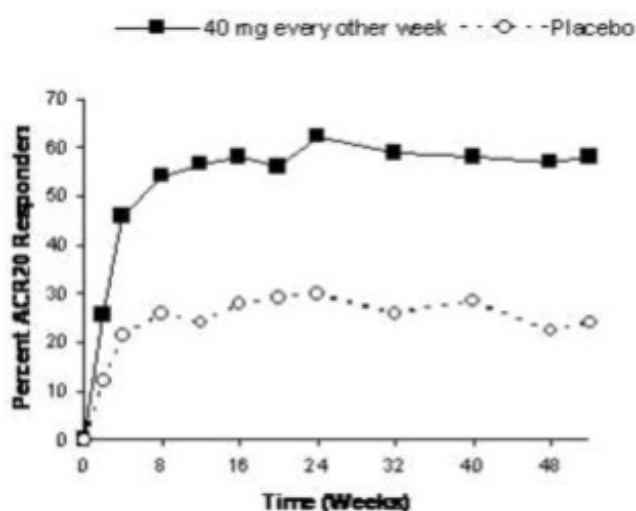
^c Disability Index of the Health Assessment Questionnaire; 0 = best, 3 = worst, measures the patient's ability to perform the following: dress/groom, arise, eat, walk, reach, grip, maintain hygiene, and maintain daily activity

* p<0.001, adalimumab vs. placebo, based on mean change from baseline

The time course of ACR 20 response for Study RA-III is shown in Figure 1.

In Study RA-III, 85% of patients with ACR 20 responses at week 24 maintained the response at 52 weeks. The time course of ACR 20 response for Study RA-I and Study RA-II were similar.

Figure 1. Study RA-III ACR 20 Responses over 52 Weeks



In Study RA-IV, 53% of patients treated with adalimumab 40 mg every other week plus standard of care had an ACR 20 response at week 24 compared to 35% on placebo plus standard of care (p<0.001). No unique adverse reactions related to the combination of adalimumab and other DMARDs were observed.

In Study RA-V with MTX naïve patients with recent onset RA, the combination treatment with adalimumab plus MTX led to greater percentages of patients achieving ACR responses than either MTX monotherapy or adalimumab monotherapy at Week 52 and responses were sustained at Week 104 (see Table 5).

Table 5. ACR Response in Study RA-V (Percent of Patients)

Response	MTX ^b N=257	Adalimumab ^c N=274	Adalimumab/MTX N=268
ACR20			
Week 52	63%	54%	73%
Week 104	56%	49%	69%

ACR50			
Week 52	46%	41%	62%
Week 104	43%	37%	59%
ACR70			
Week 52	27%	26%	46%
Week 104	28%	28%	47%
Major Clinical Response ^a	28%	25%	49%
^a Major clinical response is defined as achieving an ACR70 response for a continuous six month period			
^b p<0.05, adalimumab/MTX vs. MTX for ACR 20			
^b p<0.001, adalimumab/MTX vs. MTX for ACR 50 and 70, and Major Clinical Response			
^c p<0.001, adalimumab/MTX vs. adalimumab			

At Week 52, all individual components of the ACR response criteria for Study RA-V improved in the adalimumab/MTX group and improvements were maintained to Week 104.

Radiographic Response

In Study RA-III, structural joint damage was assessed radiographically and expressed as change in Total Sharp Score (TSS) and its components, the erosion score and Joint Space Narrowing (JSN) score, at month 12 compared to baseline. At baseline, the median TSS was approximately 55 in the placebo and 40 mg every other week groups. The results are shown in Table 6. Adalimumab/MTX treated patients demonstrated less radiographic progression than patients receiving MTX alone at 52 weeks.

Table 6. Radiographic Mean Changes Over 12 Months in Study RA-III

	Placebo/MTX	Adalimumab/MTX 40 mg every other week	Placebo/MTX-Adalimumab/MTX (95% Confidence Interval*)	P-value**
Total Sharp score	2.7	0.1	2.6 (1.4, 3.8)	<0.001
Erosion score	1.6	0.0	1.6 (0.9, 2.2)	<0.001
JSN score	1.0	0.1	0.9 (0.3, 1.4)	0.002
*95% confidence intervals for the differences in change scores between MTX and adalimumab.				
**Based on rank analysis				

In the open-label extension of Study RA-III, 77% of the original patients treated with any dose of adalimumab were evaluated radiographically at 2 years. Patients maintained inhibition of structural damage, as measured by the TSS. Fifty-four percent had no progression of structural damage as defined by a change in the TSS of zero or less. Fifty-five percent (55%) of patients originally treated with 40 mg adalimumab every other week have been evaluated radiographically at 5 years. Patients had continued inhibition of structural damage with 50% showing no progression of structural damage defined by a change in the TSS of zero or less.

In Study RA-V, structural joint damage was assessed as in Study RA-III. Greater inhibition of radiographic progression, as assessed by changes in TSS, erosion score and JSN was observed in the adalimumab/MTX combination group as compared to either

the MTX or adalimumab monotherapy group at Week 52 as well as at Week 104 (see Table 7).

Table 7. Radiographic Mean Change* in Study RA-V

		MTX^a N=257	Adalimumab^{a,b} N=274	Adalimumab/MTX N=268
52 Weeks	Total Sharp score	5.7 (4.2, 7.3)	3.0 (1.7, 4.3)	1.3 (0.5, 2.1)
	Erosion score	3.7 (2.7, 4.8)	1.7 (1.0, 2.4)	0.8 (0.4, 1.2)
	JSN score	2.0 (1.2, 2.8)	1.3 (0.5, 2.1)	0.5 (0.0, 1.0)
104 Weeks	Total Sharp score	10.4 (7.7, 13.2)	5.5 (3.6, 7.4)	1.9 (0.9, 2.9)
	Erosion score	6.4 (4.6, 8.2)	3.0 (2.0, 4.0)	1.0 (0.4, 1.6)
	JSN score	4.1 (2.7, 5.4)	2.6 (1.5, 3.7)	0.9 (0.3, 1.5)

* mean (95% confidence interval)
^a p<0.001, adalimumab /MTX vs. MTX at 52 and 104 weeks and for adalimumab /MTX vs adalimumab at 104 weeks
^b p<0.01, for adalimumab /MTX vs. adalimumab at 52 weeks

Physical Function Response

In studies RA-I through IV, adalimumab showed significantly greater improvement than placebo in the disability index of Health Assessment Questionnaire (HAQ-DI) from baseline to the end of study, and significantly greater improvement than placebo in the health-outcomes as assessed by The Short Form Health Survey (SF 36). Improvement was seen in both the Physical Component Summary (PCS) and the Mental Component Summary (MCS).

In Study RA-III, the mean (95% CI) improvement in HAQ-DI from baseline at week 52 was 0.60 (0.55, 0.65) for the adalimumab patients and 0.25 (0.17, 0.33) for placebo/MTX (p<0.001) patients. Sixty-three percent of adalimumab-treated patients achieved a 0.5 or greater improvement in HAQ-DI at week 52 in the double-blind portion of the study. Eighty-two percent of these patients maintained that improvement through week 104 and a similar proportion of patients maintained this response through week 260 (5 years) of open-label treatment. Mean improvement in the SF-36 was maintained through the end of measurement at week 156 (3 years).

In Study RA-V, the HAQ-DI and the physical component of the SF-36 showed greater improvement (p<0.001) for the adalimumab/MTX combination therapy group versus either the MTX monotherapy or the adalimumab monotherapy group at Week 52, which was maintained through Week 104.

14.2 Juvenile Idiopathic Arthritis

The safety and efficacy of adalimumab was assessed in two studies (Studies JIA-I and JIA-II) in patients with active polyarticular juvenile idiopathic arthritis (JIA).

Study JIA-I

The safety and efficacy of adalimumab were assessed in a multicenter, randomized, withdrawal, double-blind, parallel-group study in 171 patients who were 4 to 17 years of age with polyarticular JIA. In the study, the patients were stratified into two groups: MTX-treated or non-MTX-treated. All patients had to show signs of active moderate or severe

disease despite previous treatment with NSAIDs, analgesics, corticosteroids, or DMARDs. Patients who received prior treatment with any biologic DMARDs were excluded from the study.

The study included four phases: an open-label lead-in phase (OL-LI; 16 weeks), a double-blind randomized withdrawal phase (DB; 32 weeks), an open-label extension phase (OLE-BSA; up to 136 weeks), and an open-label fixed dose phase (OLE-FD; 16 weeks). In the first three phases of the study, adalimumab was administered based on body surface area at a dose of 24 mg/m² up to a maximum total body dose of 40 mg subcutaneously (SC) every other week. In the OLE-FD phase, the patients were treated with 20 mg of adalimumab SC every other week if their weight was less than 30 kg and with 40 mg of adalimumab SC every other week if their weight was 30 kg or greater. Patients remained on stable doses of NSAIDs and/or prednisone (≤ 0.2 mg/kg/day or 10 mg/day maximum).

Patients demonstrating a Pediatric ACR 30 response at the end of OL-LI phase were randomized into the double-blind (DB) phase of the study and received either adalimumab or placebo every other week for 32 weeks or until disease flare. Disease flare was defined as a worsening of $\geq 30\%$ from baseline in ≥ 3 of 6 Pediatric ACR core criteria, ≥ 2 active joints, and improvement of $>30\%$ in no more than 1 of the 6 criteria. After 32 weeks or at the time of disease flare during the DB phase, patients were treated in the open-label extension phase based on the BSA regimen (OLE-BSA), before converting to a fixed dose regimen based on body weight (OLE-FD phase).

Study JIA-I Clinical Response

At the end of the 16-week OL-LI phase, 94% of the patients in the MTX stratum and 74% of the patients in the non-MTX stratum were Pediatric ACR 30 responders. In the DB phase significantly fewer patients who received adalimumab experienced disease flare compared to placebo, both without MTX (43% vs. 71%) and with MTX (37% vs. 65%). More patients treated with adalimumab continued to show pediatric ACR 30/50/70 responses at Week 48 compared to patients treated with placebo. Pediatric ACR responses were maintained for up to two years in the OLE phase in patients who received adalimumab throughout the study.

Study JIA-II

Adalimumab was assessed in an open-label, multicenter study in 32 patients who were 2 to <4 years of age or 4 years of age and older weighing <15 kg with moderately to severely active polyarticular JIA. Most patients (97%) received at least 24 weeks of adalimumab treatment dosed 24 mg/m² up to a maximum of 20 mg every other week as a single SC injection up to a maximum of 120 weeks duration. During the study, most patients used concomitant MTX, with fewer reporting use of corticosteroids or NSAIDs. The primary objective of the study was evaluation of safety [see *Adverse Reactions (6.1)*].

14.3 Psoriatic Arthritis

The safety and efficacy of adalimumab was assessed in two randomized, double-blind, placebo controlled studies in 413 patients with psoriatic arthritis (PsA). Upon completion of both studies, 383 patients enrolled in an open-label extension study, in which 40 mg adalimumab was administered every other week.

Study PsA-I enrolled 313 adult patients with moderately to severely active PsA (>3

swollen and

>3 tender joints) who had an inadequate response to NSAID therapy in one of the following forms: (1) distal interphalangeal (DIP) involvement (N=23); (2) polyarticular arthritis (absence of rheumatoid nodules and presence of plaque psoriasis) (N=210); (3) arthritis mutilans (N=1); (4) asymmetric PsA (N=77); or (5) AS-like (N=2). Patients on MTX therapy (158 of 313 patients) at enrollment (stable dose of ≤ 30 mg/week for >1 month) could continue MTX at the same dose. Doses of adalimumab 40 mg or placebo every other week were administered during the 24-week double-blind period of the study.

Compared to placebo, treatment with adalimumab resulted in improvements in the measures of disease activity (see Tables 8 and 9). Among patients with PsA who received adalimumab, the clinical responses were apparent in some patients at the time of the first visit (two weeks) and were maintained up to 88 weeks in the ongoing open-label study. Similar responses were seen in patients with each of the subtypes of psoriatic arthritis, although few patients were enrolled with the arthritis mutilans and ankylosing spondylitis-like subtypes. Responses were similar in patients who were or were not receiving concomitant MTX therapy at baseline.

Patients with psoriatic involvement of at least three percent body surface area (BSA) were evaluated for Psoriatic Area and Severity Index (PASI) responses. At 24 weeks, the proportions of patients achieving a 75% or 90% improvement in the PASI were 59% and 42% respectively, in the adalimumab group (N=69), compared to 1% and 0% respectively, in the placebo group (N=69) ($p < 0.001$). PASI responses were apparent in some patients at the time of the first visit (two weeks). Responses were similar in patients who were or were not receiving concomitant MTX therapy at baseline.

Table 8. ACR Response in Study PsA-I (Percent of Patients)

	Placebo N=162	Adalimumab* N=151
ACR20		
Week 12	14%	58%
Week 24	15%	57%
ACR50		
Week 12	4%	36%
Week 24	6%	39%
ACR70		
Week 12	1%	20%
Week 24	1%	23%

* $p < 0.001$ for all comparisons between adalimumab and placebo

Table 9. Components of Disease Activity in Study PsA-I

Parameter: median	Placebo N=162		Adalimumab* N=151	
	Baseline	24 weeks	Baseline	24 weeks
Number of tender joints ^a	23.0	17.0	20.0	5.0
Number of swollen joints ^b	11.0	9.0	11.0	3.0
Physician global assessment ^c	53.0	49.0	55.0	16.0
Patient global assessment ^c	49.5	49.0	48.0	20.0
Pain ^c	49.0	49.0	54.0	20.0

Disability index (HAQ) ^d	1.0	0.9	1.0	0.4
CRP (mg/dL) ^e	0.8	0.7	0.8	0.2

* p<0.001 for adalimumab vs. placebo comparisons based on median changes

^a Scale 0-78

^b Scale 0-76

^c Visual analog scale; 0=best, 100=worst

^d Disability Index of the Health Assessment Questionnaire; 0=best, 3=worst; measures the patient's ability to perform the following: dress/groom, arise, eat, walk, reach, grip, maintain hygiene, and maintain daily activity.

^e Normal range: 0-0.287 mg/dL

Similar results were seen in an additional, 12-week study in 100 patients with moderate to severe psoriatic arthritis who had suboptimal response to DMARD therapy as manifested by ≥ 3 tender joints and ≥ 3 swollen joints at enrollment.

Radiographic Response

Radiographic changes were assessed in the PsA studies. Radiographs of hands, wrists, and feet were obtained at baseline and Week 24 during the double-blind period when patients were on adalimumab or placebo and at Week 48 when all patients were on open-label adalimumab. A modified Total Sharp Score (mTSS), which included distal interphalangeal joints (i.e., not identical to the TSS used for rheumatoid arthritis), was used by readers blinded to treatment group to assess the radiographs.

Adalimumab-treated patients demonstrated greater inhibition of radiographic progression compared to placebo-treated patients and this effect was maintained at 48 weeks (see Table 10).

Table 10. Change in Modified Total Sharp Score in Psoriatic Arthritis

	Placebo N=141	Adalimumab N=133	
	Week 24	Week 24	Week 48
Baseline mean	22.1	23.4	23.4
Mean Change \pm SD	0.9 \pm 3.1	-0.1 \pm 1.7	-0.2 \pm 4.9*

* <0.001 for the difference between adalimumab, Week 48 and Placebo, Week 24 (primary analysis)

Physical Function Response

In Study PsA-I, physical function and disability were assessed using the HAQ Disability Index (HAQ-DI) and the SF-36 Health Survey. Patients treated with 40 mg of adalimumab every other week showed greater improvement from baseline in the HAQ-DI score (mean decreases of 47% and 49% at Weeks 12 and 24 respectively) in comparison to placebo (mean decreases of 1% and 3% at Weeks 12 and 24 respectively). At Weeks 12 and 24, patients treated with adalimumab showed greater improvement from baseline in the SF-36 Physical Component Summary score compared to patients treated with placebo, and no worsening in the SF-36 Mental Component Summary score. Improvement in physical function based on the HAQ-DI was maintained for up to 84 weeks through the open-label portion of the study.

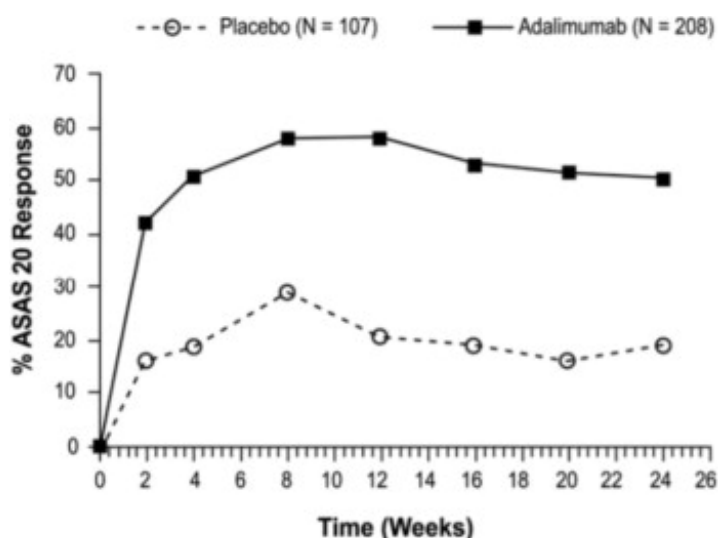
14.4 Ankylosing Spondylitis

The safety and efficacy of adalimumab 40 mg every other week was assessed in 315 adult patients in a randomized, 24 week double-blind, placebo-controlled study in patients with active ankylosing spondylitis (AS) who had an inadequate response to glucocorticoids, NSAIDs, analgesics, methotrexate or sulfasalazine. Active AS was defined as patients who fulfilled at least two of the following three criteria: (1) a Bath AS disease activity index (BASDAI) score ≥ 4 cm, (2) a visual analog score (VAS) for total back pain ≥ 40 mm, and (3) morning stiffness ≥ 1 hour. The blinded period was followed by an open-label period during which patients received adalimumab 40 mg every other week subcutaneously for up to an additional 28 weeks.

Improvement in measures of disease activity was first observed at Week 2 and maintained through 24 weeks as shown in Figure 2 and Table 11.

Responses of patients with total spinal ankylosis (n=11) were similar to those without total ankylosis.

Figure 2. ASAS 20 Response By Visit, Study AS-I



At 12 weeks, the ASAS 20/50/70 responses were achieved by 58%, 38%, and 23%, respectively, of patients receiving adalimumab, compared to 21%, 10%, and 5% respectively, of patients receiving placebo ($p < 0.001$). Similar responses were seen at Week 24 and were sustained in patients receiving open-label adalimumab for up to 52 weeks.

A greater proportion of patients treated with adalimumab (22%) achieved a low level of disease activity at 24 weeks (defined as a value < 20 [on a scale of 0 to 100 mm] in each of the four ASAS response parameters) compared to patients treated with placebo (6%).

Table 11. Components of Ankylosing Spondylitis Disease Activity

	Placebo N=107		Adalimumab N=208	
	Baseline mean	Week 24 mean	Baseline mean	Week 24 mean
ASAS 20 Response Criteria*				

Patient's Global Assessment of Disease Activity ^{a*}	65	60	63	38
Total back pain*	67	58	65	37
Inflammation ^{b*}	6.7	5.6	6.7	3.6
BASFI ^{c*}	56	51	52	34
BASDAI ^d score*	6.3	5.5	6.3	3.7
BASMI ^e score*	4.2	4.1	3.8	3.3
Tragus to wall (cm)	15.9	15.8	15.8	15.4
Lumbar flexion (cm)	4.1	4.0	4.2	4.4
Cervical rotation (degrees)	42.2	42.1	48.4	51.6
Lumbar side flexion (cm)	8.9	9.0	9.7	11.7
Intermalleolar distance (cm)	92.9	94.0	93.5	100.8
CRP ^{f*}	2.2	2.0	1.8	0.6
^a Percent of subjects with at least a 20% and 10-unit improvement measured on a Visual Analog Scale (VAS) with 0 = "none" and 100 = "severe" ^b mean of questions 5 and 6 of BASDAI (defined in 'd') ^c Bath Ankylosing Spondylitis Functional Index ^d Bath Ankylosing Spondylitis Disease Activity Index ^e Bath Ankylosing Spondylitis Metrology Index ^f C-Reactive Protein (mg/dL) * statistically significant for comparisons between adalimumab and placebo at Week 24				

A second randomized, multicenter, double-blind, placebo-controlled study of 82 patients with ankylosing spondylitis showed similar results.

Patients treated with adalimumab achieved improvement from baseline in the Ankylosing Spondylitis Quality of Life Questionnaire (ASQoL) score (-3.6 vs. -1.1) and in the Short Form Health Survey (SF-36) Physical Component Summary (PCS) score (7.4 vs. 1.9) compared to placebo-treated patients at Week 24.

14.5 Adult Crohn's Disease

The safety and efficacy of multiple doses of adalimumab were assessed in adult patients with moderately to severely active Crohn's disease, CD, (Crohn's Disease Activity Index (CDAI) ≥ 220 and ≤ 450) in randomized, double-blind, placebo-controlled studies. Concomitant stable doses of aminosaliclates, corticosteroids, and/or immunomodulatory agents were permitted, and 79% of patients continued to receive at least one of these medications.

Induction of clinical remission (defined as CDAI < 150) was evaluated in two studies. In Study CD-I, 299 TNF-blocker naïve patients were randomized to one of four treatment groups: the placebo group received placebo at Weeks 0 and 2, the 160/80 group received 160 mg adalimumab at Week 0 and 80 mg at Week 2, the 80/40 group received 80 mg at Week 0 and 40 mg at Week 2, and the 40/20 group received 40 mg at Week 0 and 20 mg at Week 2. Clinical results were assessed at Week 4.

In the second induction study, Study CD-II, 325 patients who had lost response to, or were intolerant to, previous infliximab therapy were randomized to receive either 160 mg adalimumab at Week 0 and 80 mg at Week 2, or placebo at Weeks 0 and 2. Clinical results were assessed at Week 4.

Maintenance of clinical remission was evaluated in Study CD-III. In this study, 854 patients with active disease received open-label adalimumab, 80 mg at week 0 and 40 mg at Week 2. Patients were then randomized at Week 4 to 40 mg adalimumab every other week, 40 mg adalimumab every week, or placebo. The total study duration was 56 weeks. Patients in clinical response (decrease in CDAI ≥ 70) at Week 4 were stratified and analyzed separately from those not in clinical response at Week 4.

Induction of Clinical Remission

A greater percentage of the patients treated with 160/80 mg adalimumab achieved induction of clinical remission versus placebo at Week 4 regardless of whether the patients were TNF blocker naïve (CD-I), or had lost response to or were intolerant to infliximab (CD-II) (see Table 12).

Table 12. Induction of Clinical Remission in Studies CD-I and CD-II (Percent of Patients)

	CD-I		CD-II	
	Placebo N=74	Adalimumab 160/80 mg N=76	Placebo N=166	Adalimumab 160/80 mg N=159
Week 4				
Clinical remission	12%	36%*	7%	21%*
Clinical response	34%	58%**	34%	52%**

Clinical remission is CDAI score < 150; clinical response is decrease in CDAI of at least 70 points.
 * p<0.001 for adalimumab vs. placebo pairwise comparison of proportions
 ** p<0.01 for adalimumab vs. placebo pairwise comparison of proportions

Maintenance of Clinical Remission

In Study CD-III at Week 4, 58% (499/854) of patients were in clinical response and were assessed in the primary analysis. At Weeks 26 and 56, greater proportions of patients who were in clinical response at Week 4 achieved clinical remission in the adalimumab 40 mg every other week maintenance group compared to patients in the placebo maintenance group (see Table 13). The group that received adalimumab therapy every week did not demonstrate significantly higher remission rates compared to the group that received adalimumab every other week.

Table 13. Maintenance of Clinical Remission in CD-III (Percent of Patients)

	Placebo N=170	40 mg Adalimumab every other week N=172
Week 26		
Clinical remission	17%	40%*
Clinical response	28%	54%*
Week 56		
Clinical remission	12%	36%*
Clinical response	18%	43%*

Clinical remission is CDAI score < 150; clinical response is decrease in CDAI of at least 70 points.
 *p<0.001 for adalimumab vs. placebo pairwise comparisons of proportions

Of those in response at Week 4 who attained remission during the study, patients in the adalimumab every other week group maintained remission for a longer time than patients in the placebo maintenance group. Among patients who were not in response by Week 12, therapy continued beyond 12 weeks did not result in significantly more responses.

14.6 Pediatric Crohn's Disease

A randomized, double-blind, 52-week clinical study of 2 dose concentrations of adalimumab (Study PCD-I) was conducted in 192 pediatric patients (6 to 17 years of age) with moderately to severely active Crohn's disease (defined as Pediatric Crohn's Disease Activity Index (PCDAI) score > 30). Enrolled patients had over the previous two year period an inadequate response to corticosteroids or an immunomodulator (i.e., azathioprine, 6-mercaptopurine, or methotrexate). Patients who had previously received a TNF blocker were allowed to enroll if they had previously had loss of response or intolerance to that TNF blocker.

Patients received open-label induction therapy at a dose based on their body weight (≥ 40 kg and < 40 kg). Patients weighing ≥ 40 kg received 160 mg (at Week 0) and 80 mg (at Week 2). Patients weighing < 40 kg received 80 mg (at Week 0) and 40 mg (at Week 2). At Week 4, patients within each body weight category (≥ 40 kg and < 40 kg) were randomized 1:1 to one of two maintenance dose regimens (high dose and low dose). The high dose was 40 mg every other week for patients weighing ≥ 40 kg and 20 mg every other week for patients weighing < 40 kg. The low dose was 20 mg every other week for patients weighing ≥ 40 kg and 10 mg every other week for patients weighing < 40 kg.

Concomitant stable dosages of corticosteroids (prednisone dosage ≤ 40 mg/day or equivalent) and immunomodulators (azathioprine, 6-mercaptopurine, or methotrexate) were permitted throughout the study.

At Week 12, patients who experienced a disease flare (increase in PCDAI of ≥ 15 from Week 4 and absolute PCDAI > 30) or who were non-responders (did not achieve a decrease in the PCDAI of ≥ 15 from baseline for 2 consecutive visits at least 2 weeks apart) were allowed to dose-escalate (i.e., switch from blinded every other week dosing to blinded every week dosing); patients who dose-escalated were considered treatment failures.

At baseline, 38% of patients were receiving corticosteroids, and 62% of patients were receiving an immunomodulator. Forty-four percent (44%) of patients had previously lost response or were intolerant to a TNF blocker. The median baseline PCDAI score was 40.

Of the 192 patients total, 188 patients completed the 4 week induction period, 152 patients completed 26 weeks of treatment, and 124 patients completed 52 weeks of treatment. Fifty-one percent (51%) (48/95) of patients in the low maintenance dose group dose-escalated, and 38% (35/93) of patients in the high maintenance dose group dose-escalated.

At Week 4, 28% (52/188) of patients were in clinical remission (defined as PCDAI ≤ 10).

The proportions of patients in clinical remission (defined as PCDAI ≤ 10) and clinical response (defined as reduction in PCDAI of at least 15 points from baseline) were assessed at Weeks 26 and 52.

At both Weeks 26 and 52, the proportion of patients in clinical remission and clinical response was numerically higher in the high dose group compared to the low dose group (Table 14). The recommended maintenance regimen is 20 mg every other week for patients weighing < 40 kg and 40 mg every other week for patients weighing ≥ 40 kg. Every week dosing is not the recommended maintenance dosing regimen [see *Dosage and Administration (2.3)*].

Table 14. Clinical Remission and Clinical Response in Study PCD-I

	Low Maintenance Dose[†] (20 or 10 mg every other week) N = 95	High Maintenance Dose[#] (40 or 20 mg every other week) N = 93
Week 26		
Clinical Remission [‡]	28%	39%
Clinical Response [§]	48%	59%
Week 52		
Clinical Remission [‡]	23%	33%
Clinical Response [§]	28%	42%
[†] The low maintenance dose was 20 mg every other week for patients weighing ≥ 40 kg and 10 mg every other week for patients weighing < 40 kg. [#] The high maintenance dose was 40 mg every other week for patients weighing ≥ 40 kg and 20 mg every other week for patients weighing < 40 kg. [‡] Clinical remission defined as PCDAI ≤ 10. [§] Clinical response defined as reduction in PCDAI of at least 15 points from baseline.		

14.7 Adult Ulcerative Colitis

The safety and efficacy of adalimumab were assessed in adult patients with moderately to severely active ulcerative colitis (Mayo score 6 to 12 on a 12 point scale, with an endoscopy subscore of 2 to 3 on a scale of 0 to 3) despite concurrent or prior treatment with immunosuppressants such as corticosteroids, azathioprine, or 6-MP in two randomized, double-blind, placebo-controlled clinical studies (Studies UC-I and UC-II). Both studies enrolled TNF-blocker naïve patients, but Study UC-II also allowed entry of patients who lost response to or were intolerant to TNF- blockers. Forty percent (40%) of patients enrolled in Study UC-II had previously used another TNF-blocker.

Concomitant stable doses of aminosalicylates and immunosuppressants were permitted. In Studies UC-I and II, patients were receiving aminosalicylates (69%), corticosteroids (59%) and/or azathioprine or 6-MP (37%) at baseline. In both studies, 92% of patients received at least one of these medications.

Induction of clinical remission (defined as Mayo score ≤ 2 with no individual subscores > 1) at Week 8 was evaluated in both studies. Clinical remission at Week 52 and sustained clinical remission (defined as clinical remission at both Weeks 8 and 52) were evaluated in Study UC-II.

In Study UC-I, 390 TNF-blocker naïve patients were randomized to one of three treatment groups for the primary efficacy analysis. The placebo group received placebo at Weeks 0, 2, 4 and 6. The 160/80 group received 160 mg adalimumab at Week 0 and 80 mg at Week 2, and the 80/40 group received 80 mg adalimumab at Week 0 and 40 mg at Week 2. After Week 2, patients in both adalimumab treatment groups received 40

mg every other week.

In Study UC-II, 518 patients were randomized to receive either adalimumab 160 mg at Week 0, 80 mg at Week 2, and 40 mg every other week starting at Week 4 through Week 50, or placebo starting at Week 0 and every other week through Week 50. Corticosteroid taper was permitted starting at Week 8.

In both Studies UC-I and UC-II, a greater percentage of the patients treated with 160/80 mg of adalimumab compared to patients treated with placebo achieved induction of clinical remission. In Study UC-II, a greater percentage of the patients treated with 160/80 mg of adalimumab compared to patients treated with placebo achieved sustained clinical remission (clinical remission at both Weeks 8 and 52) (Table 15).

Table 15. Induction of Clinical Remission in Studies UC-I and UC-II and Sustained Clinical Remission in Study UC-II (Percent of Patients)

	Study UC-I			Study UC-II		
	Placebo N=130	Adalimumab 160/80 mg N=130	Treatment Difference (95% CI)	Placebo N=246	Adalimumab 160/80 mg N=248	Treatment Difference (95% CI)
Induction of Clinical Remission (Clinical Remission at Week 8)	9.2%	18.5%	9.3%* (0.9%, 17.6%)	9.3%	16.5%	7.2%* (1.2%, 12.9%)
Sustained Clinical Remission (Clinical Remission at both Weeks 8 and 52)	N/A	N/A	N/A	4.1%	8.5%	4.4%* (0.1%, 8.6%)

Clinical remission is defined as Mayo score ≤ 2 with no individual subscores > 1 .
 CI=Confidence interval
 * $p < 0.05$ for adalimumab vs. placebo pairwise comparison of proportions

In Study UC-I, there was no statistically significant difference in clinical remission observed between the adalimumab 80/40 mg group and the placebo group at Week 8.

In Study UC-II, 17.3% (43/248) in the adalimumab group were in clinical remission at Week 52 compared to 8.5% (21/246) in the placebo group (treatment difference: 8.8%; 95% confidence interval (CI): [2.8%, 14.5%]; $p < 0.05$).

In the subgroup of patients in Study UC-II with prior TNF-blocker use, the treatment difference for induction of clinical remission appeared to be lower than that seen in the whole study population, and the treatment differences for sustained clinical remission and clinical remission at Week 52 appeared to be similar to those seen in the whole study population. The subgroup of patients with prior TNF-blocker use achieved induction of clinical remission at 9% (9/98) in the adalimumab group versus 7% (7/101) in the placebo group, and sustained clinical remission at 5% (5/98) in the adalimumab

group versus 1% (1/101) in the placebo group. In the subgroup of patients with prior TNF-blocker use, 10% (10/98) were in clinical remission at Week 52 in the adalimumab group versus 3% (3/101) in the placebo group.

14.8 Plaque Psoriasis

The safety and efficacy of adalimumab were assessed in randomized, double-blind, placebo- controlled studies in 1696 adult subjects with moderate to severe chronic plaque psoriasis (Ps) who were candidates for systemic therapy or phototherapy.

Study Ps-I evaluated 1212 subjects with chronic Ps with $\geq 10\%$ body surface area (BSA) involvement, Physician's Global Assessment (PGA) of at least moderate disease severity, and Psoriasis Area and Severity Index (PASI) ≥ 12 within three treatment periods. In period A, subjects received placebo or adalimumab at an initial dose of 80 mg at Week 0 followed by a dose of 40 mg every other week starting at Week 1. After 16 weeks of therapy, subjects who achieved at least a PASI 75 response at Week 16, defined as a PASI score improvement of at least 75% relative to baseline, entered period B and received open-label 40 mg adalimumab every other week.

After 17 weeks of open label therapy, subjects who maintained at least a PASI 75 response at Week 33 and were originally randomized to active therapy in period A were re-randomized in period C to receive 40 mg adalimumab every other week or placebo for an additional 19 weeks. Across all treatment groups the mean baseline PASI score was 19 and the baseline Physician's Global Assessment score ranged from "moderate" (53%) to "severe" (41%) to "very severe" (6%).

Study Ps-II evaluated 99 subjects randomized to adalimumab and 48 subjects randomized to placebo with chronic plaque psoriasis with $\geq 10\%$ BSA involvement and PASI ≥ 12 . Subjects received placebo, or an initial dose of 80 mg adalimumab at Week 0 followed by 40 mg every other week starting at Week 1 for 16 weeks. Across all treatment groups the mean baseline PASI score was 21 and the baseline PGA score ranged from "moderate" (41%) to "severe" (51%) to "very severe" (8%).

Studies Ps-I and II evaluated the proportion of subjects who achieved "clear" or "minimal" disease on the 6-point PGA scale and the proportion of subjects who achieved a reduction in PASI score of at least 75% (PASI 75) from baseline at Week 16 (see Table 17 and 18).

Additionally, Study Ps-I evaluated the proportion of subjects who maintained a PGA of "clear" or "minimal" disease or a PASI 75 response after Week 33 and on or before Week 52.

Table 17. Efficacy Results at 16 Weeks in Study Ps-I Number of Subjects (%)

	Adalimumab 40 mg every other week	Placebo
	N = 814	N = 398
PGA: <i>Clear or minimal</i> *	506 (62%)	17 (4%)
PASI 75	578 (71%)	26 (7%)
* Clear = no plaque elevation, no scale, plus or minus hyperpigmentation or diffuse pink or red coloration		
Minimal = possible but difficult to ascertain whether there is slight elevation of plaque above normal skin, plus or minus surface dryness with some white coloration, plus or minus up to red coloration		

Table 18. Efficacy Results at 16 Weeks in Study Ps-II Number of Subjects (%)

	Adalimumab 40 mg every other week	Placebo
	N = 99	N = 48
PGA: <i>Clear or minimal</i> *	70 (71%)	5 (10%)
PASI 75	77 (78%)	9 (19%)
* Clear = no plaque elevation, no scale, plus or minus hyperpigmentation or diffuse pink or red coloration Minimal = possible but difficult to ascertain whether there is slight elevation of plaque above normal skin, plus or minus surface dryness with some white coloration, plus or minus up to red coloration		

Additionally, in Study Ps-I, subjects on adalimumab who maintained a PASI 75 were re-randomized to adalimumab (N = 250) or placebo (N = 240) at Week 33. After 52 weeks of treatment with adalimumab, more subjects on adalimumab maintained efficacy when compared to subjects who were re-randomized to placebo based on maintenance of PGA of “clear” or “minimal” disease (68% vs. 28%) or a PASI 75 (79% vs. 43%).

A total of 347 stable responders participated in a withdrawal and retreatment evaluation in an open-label extension study. Median time to relapse (decline to PGA “moderate” or worse) was approximately 5 months. During the withdrawal period, no subject experienced transformation to either pustular or erythrodermic psoriasis. A total of 178 subjects who relapsed re-initiated treatment with 80 mg of adalimumab, then 40 mg every other week beginning at week 1. At week 16, 69% (123/178) of subjects had a response of PGA “clear” or “minimal”.

A randomized, double-blind study (Study Ps-III) compared the efficacy and safety of adalimumab versus placebo in 217 adult subjects. Subjects in the study had to have chronic plaque psoriasis of at least moderate severity on the PGA scale, fingernail involvement of at least moderate severity on a 5-point Physician's Global Assessment of Fingernail Psoriasis (PGA-F) scale, a Modified Nail Psoriasis Severity Index (mNAPSI) score for the target-fingernail of ≥ 8 , and either a BSA involvement of at least 10% or a BSA involvement of at least 5% with a total mNAPSI score for all fingernails of ≥ 20 . Subjects received an initial dose of 80 mg adalimumab followed by 40 mg every other week (starting one week after the initial dose) or placebo for 26 weeks followed by open-label adalimumab treatment for an additional 26 weeks. This study evaluated the proportion of subjects who achieved “clear” or “minimal” assessment with at least a 2-grade improvement on the PGA-F scale and the proportion of subjects who achieved at least a 75% improvement from baseline in the mNAPSI score (mNAPSI 75) at Week 26.

At Week 26, a higher proportion of subjects in the adalimumab group than in the placebo group achieved the PGA-F endpoint. Furthermore, a higher proportion of subjects in the adalimumab group than in the placebo group achieved mNAPSI 75 at Week 26 (see Table 19).

Table 19. Efficacy Results at 26 Weeks

Endpoint	Adalimumab 40 mg every other week* N=109	Placebo N=108
PGA-F: ≥ 2 -grade improvement and <i>clear or minimal</i>	49%	7%

mNAPSI 75	47%	3%
*Subjects received 80 mg of adalimumab at Week 0, followed by 40 mg every other week starting at Week 1.		

Nail pain was also evaluated and improvement in nail pain was observed in Study Ps-III.

15 REFERENCES

1. National Cancer Institute. Surveillance, Epidemiology, and End Results Database (SEER) Program. SEER Incidence Crude Rates, 17 Registries, 2000-2007.

16 HOW SUPPLIED/STORAGE AND HANDLING

IDACIO (adalimumab-aacf) injection is supplied as a preservative-free, sterile, clear and colorless to pale yellow solution for subcutaneous administration. The following packaging configurations are available.

- **IDACIO Pen Carton - 40 mg/0.8 mL (2 count)**

IDACIO is supplied in a carton containing 2 alcohol preps and one tray. The tray contains two single-dose pens, each containing a 1 mL prefilled glass syringe with a 29 gauge staked ½ inch needle, providing 40 mg/0.8 mL of IDACIO. The syringe plunger stopper and needle cover are not made with natural rubber latex. The NDC number is 65219-554-08

- **IDACIO Pen 40 mg/0.8 mL - Starter Package for Plaque Psoriasis**

IDACIO is supplied in a carton containing 4 alcohol preps and 2 trays (Starter Package for Plaque Psoriasis). Each tray contains two single-dose pens, each pen containing a 1 mL prefilled glass syringe with a 29 gauge staked ½ inch needle, providing 40 mg/0.8 mL of IDACIO. The syringe plunger stopper and needle cover are not made with natural rubber latex. The NDC number is 65219-554-28.

- **IDACIO Pen 40 mg/0.8 mL - Starter Package for Crohn's Disease, Ulcerative Colitis**

IDACIO is supplied in a carton containing 6 alcohol preps and 3 trays (Starter Package for Crohn's Disease, Ulcerative Colitis). Each tray contains two single-dose pens, each pen containing a 1 mL prefilled glass syringe with a 29 gauge staked ½ inch needle, providing 40 mg/0.8 mL of IDACIO. The syringe plunger stopper and needle cover are not made with natural rubber latex.

The NDC number is 65219-554-38.

- **IDACIO Prefilled Syringe Carton - 40 mg/0.8 mL (2 count)**

IDACIO is supplied in a carton containing 2 alcohol preps and one tray. The tray contains two single-dose 1 mL prefilled glass syringes with 29 gauge staked ½ inch needle, each syringe providing 40 mg/0.8 mL of IDACIO. The syringe plunger stopper and needle cover are not made with natural rubber latex.

Storage and Stability

Do not use beyond the expiration date on the container. IDACIO must be refrigerated at 36°F to 46°F (2°C to 8°C). DO NOT FREEZE. Do not use if frozen even if it has been thawed.

Store in original carton until time of administration to protect from light.

If needed, for example when traveling, IDACIO may be stored at room temperature up

to a maximum of 77°F (25°C) for a period of up to 28 days, with protection from light. IDACIO should be discarded if not used within the 28-day period. Record the date when IDACIO is first removed from the refrigerator in the spaces provided on the carton.

Do not store IDACIO in extreme heat or cold.

17 PATIENT COUNSELING INFORMATION

Advise the patient or caregiver to read the FDA-approved patient labeling (Medication Guide and Instructions for Use).

Infections

Inform patients that IDACIO may lower the ability of their immune system to fight infections. Instruct patients of the importance of contacting their doctor if they develop any symptoms of infection, including tuberculosis, invasive fungal infections, and reactivation of hepatitis B virus infections [*see Warnings and Precautions (5.1, 5.2, 5.4)*].

Malignancies

Counsel patients about the risk of malignancies while receiving IDACIO [*see Warnings and Precautions (5.2)*]

Hypersensitivity Reactions

Advise patients to seek immediate medical attention if they experience any symptoms of severe hypersensitivity reactions.

Other Medical Conditions

Advise patients to report any signs of new or worsening medical conditions such as congestive heart failure, neurological disease, autoimmune disorders, or cytopenias. Advise patients to report any symptoms suggestive of a cytopenia such as bruising, bleeding, or persistent fever [*see Warnings and Precautions (5.5, 5.6, 5.8, 5.9)*].

Instructions on Injection Technique

Inform patients that the first injection is to be performed under the supervision of a qualified health care professional. If a patient or caregiver is to administer IDACIO, instruct them in injection techniques and assess their ability to inject subcutaneously to ensure the proper administration of IDACIO [*see Instructions for Use*].

For patients who will use the IDACIO Pen, tell them to :

- Remove the needle cap of the Pen and push and hold the Pen firmly against the skin on the chosen injection site.
- Activate Pen by pressing the injection button. The click means the start of the injection.
- Keep holding the IDACIO Pen against their skin until the injection has finished.
- Will know that the injection has finished when the syringe plunger moves all the way down to the bottom of the transparent syringe housing to enable the safety guard to cover the needle

Instruct patients to dispose of their used needles and syringes or used Pen in a FDA-cleared sharps disposal container immediately after use. **Instruct patients not to dispose of loose needles and syringes or Pens in their household trash.**

Instruct patients that if they do not have a FDA-cleared sharps disposal container, they may use a household container that is made of a heavy-duty plastic, can be closed with a tight-fitting and puncture-resistant lid without sharps being able to come out, upright and stable during use, leak-resistant, and properly labeled to warn of hazardous waste inside the container.

Instruct patients that when their sharps disposal container is almost full, they will need to follow their community guidelines for the correct way to dispose of their sharps disposal container. Instruct patients that there may be state or local laws regarding disposal of used needles and syringes. Refer patients to the FDA's website at <http://www.fda.gov/safesharpsdisposal> for more information about safe sharps disposal, and for specific information about sharps disposal in the state that they live in.

Instruct patients not to dispose of their used sharps disposal container in their household trash unless their community guidelines permit this. Instruct patients not to recycle their used sharps disposal container.

Manufactured by: Fresenius Kabi USA, LLC
Lake Zurich, IL 60047, U.S.A
US License Number 2146

MEDICATION GUIDE
IDACIO® (i-DAS-i-oh)
(adalimumab-aacf)
injection, for subcutaneous use

Read the Medication Guide that comes with IDACIO before you start taking it and each time you get a refill. There may be new information. This Medication Guide does not take the place of talking with your healthcare provider about your medical condition or treatment.

What is the most important information I should know about IDACIO?

IDACIO is a medicine that affects your immune system. IDACIO can lower the ability of your immune system to fight infections. **Serious infections have happened in people taking adalimumab products. These serious infections include tuberculosis (TB) and infections caused by viruses, fungi or bacteria that have spread throughout the body. Some people have died from these infections.**

- Your healthcare provider should test you for TB before starting IDACIO.
- Your healthcare provider should check you closely for signs and symptoms of TB during treatment with IDACIO.

You should not start taking IDACIO if you have any kind of infection unless your healthcare provider says it is okay.

Before starting IDACIO, tell your healthcare provider if you:

- think you have an infection or have symptoms of an infection such as:
 - fever, sweats, or chills
 - muscle aches
 - cough
 - shortness of breath
 - blood in phlegm
 - diarrhea or stomach pain
 - burning when you urinate or urinate more often than normal
 - feel very tired
 - weight loss

- warm, red, or painful skin or sores on your body
- are being treated for an infection.
- get a lot of infections or have infections that keep coming back.
- have diabetes
- have TB or have been in close contact with someone with TB.
- were born in, lived in, or traveled to countries where there is more risk for getting TB. Ask your healthcare provider if you are not sure.
- live or have lived in certain parts of the country (such as the Ohio and Mississippi River valleys) where there is an increased risk for getting certain kinds of fungal infections (histoplasmosis, coccidioidomycosis, or blastomycosis). These infections may happen or become more severe if you use IDACIO. Ask your healthcare provider if you do not know if you have lived in an area where these infections are common.
- have or have had hepatitis B
- use the medicine ORENCIA (abatacept), KINERET (anakinra), RITUXAN (rituximab), IMURAN (azathioprine), or PURINETHOL (6-mercaptopurine, 6-MP).
- are scheduled to have major surgery.

After starting IDACIO, call your healthcare provider right away if you have an infection, or any sign of an infection.

IDACIO can make you more likely to get infections or make any infection that you may have worse.

Cancer

- For children and adults taking Tumor Necrosis Factor (TNF)-blockers, including IDACIO, the chances of getting cancer may increase.
- There have been cases of unusual cancers in children, teenagers, and young adults using TNF-blockers.
- People with rheumatoid arthritis (RA), especially more serious RA, may have a higher chance for getting a kind of cancer called lymphoma.
- If you use TNF blockers including IDACIO your chance of getting two types of skin cancer may increase (basal cell cancer and squamous cell cancer of the skin). These types of cancer are generally not life-threatening if treated. Tell your healthcare provider if you have a bump or open sore that does not heal.
- Some people receiving TNF blockers including IDACIO developed a rare type of cancer called hepatosplenic T-cell lymphoma. This type of cancer often results in death. Most of these people were male teenagers or young men. Also, most people were being treated for Crohn's disease or ulcerative colitis with another medicine called IMURAN (azathioprine) or PURINETHOL (6-mercaptopurine, 6-MP).

What is IDACIO?

IDACIO is a medicine called a Tumor Necrosis Factor (TNF) blocker. IDACIO is used:

- To reduce the signs and symptoms of:
 - **moderate to severe RA in adults.** IDACIO can be used alone, with methotrexate, or with certain other medicines.
 - **moderate to severe polyarticular juvenile idiopathic arthritis (JIA) in children** 2 years and older. IDACIO can be used alone, or with methotrexate.
 - **psoriatic arthritis (PsA) in adults.** IDACIO can be used alone or with certain

other medicines.

- **ankylosing spondylitis (AS) in adults.**
- **To treat moderate to severe Crohn's disease (CD) in adults and children 6 years of age and older.**
- **To treat moderate to severe ulcerative colitis (UC) in adults.** It is not known if adalimumab products are effective in people who stopped responding to or could not tolerate TNF-blocker medicines.
- **To treat moderate to severe chronic (lasting a long time) plaque psoriasis (Ps) in adults** who have the condition in many areas of their body and who may benefit from taking injections or pills (systemic therapy) or phototherapy (treatment using ultraviolet light alone or with pills).

What should I tell my healthcare provider before taking IDACIO?

IDACIO may not be right for you. Before starting IDACIO, tell your healthcare provider about all of your medical conditions, including if you:

- have an infection. See **“What is the most important information I should know about IDACIO?”**
- have or have had cancer.
- have any numbness or tingling or have a disease that affects your nervous system such as multiple sclerosis or Guillain-Barré syndrome.
- have or had heart failure.
- have recently received or are scheduled to receive a vaccine. You may receive vaccines, except for live vaccines while using IDACIO. Children should be brought up to date with all vaccines before starting IDACIO.
- are allergic to IDACIO or to any of its ingredients. See the end of this Medication Guide for a list of ingredients in IDACIO.
- are pregnant or plan to become pregnant, breastfeeding or plan to breastfeed. You and your healthcare provider should decide if you should take IDACIO while you are pregnant or breastfeeding.
- have a baby and you were using IDACIO during your pregnancy. Tell your baby's healthcare provider before your baby receives any vaccines.

Tell your healthcare provider about all the medicines you take, including prescription and over-the-counter medicines, vitamins, and herbal supplements.

Especially tell your healthcare provider if you use:

- ORENCIA (abatacept), KINERET (anakinra), REMICADE (infliximab), ENBREL (etanercept), CIMZIA (certolizumab pegol) or SIMPONI (golimumab), because you should not use IDACIO while you are also using one of these medicines.
- RITUXAN (rituximab). Your healthcare provider may not want to give you IDACIO if you have received RITUXAN (rituximab) recently.
- IMURAN (azathioprine) or PURINETHOL (6-mercaptopurine, 6-MP).

Keep a list of your medicines with you to show your healthcare provider and pharmacist each time you get a new medicine.

How should I take IDACIO?

- IDACIO is given by an injection under the skin. Your healthcare provider will tell you how often to take an injection of IDACIO. This is based on your condition to be treated. **Do not inject IDACIO more often than you were prescribed.**
- See the **Instructions for Use** inside the carton for complete instructions for the

right way to prepare and inject IDACIO.

- Make sure you have been shown how to inject IDACIO before you do it yourself. If you have any questions about giving yourself an injection, you can call your healthcare provider or the patient support program at 1-833-522-4227. Someone you know can also help you with your injection after they have been shown how to prepare and inject IDACIO.
- **Do not** try to inject IDACIO yourself until you have been shown the right way to give the injections. If your healthcare provider decides that you or a caregiver may be able to give your injections of IDACIO at home, you should receive training on the right way to prepare and inject IDACIO.
- Do not miss any doses of IDACIO unless your healthcare provider says it is okay. If you forget to take IDACIO, inject a dose as soon as you remember. Then, take your next dose at your regular scheduled time. This will put you back on schedule. In case you are not sure when to inject IDACIO, call your healthcare provider or pharmacist.
- If you take more IDACIO than you were told to take, call your healthcare provider.

What are the possible side effects of IDACIO?

IDACIO can cause serious side effects, including:

See “What is the most important information I should know about IDACIO?”

- **Serious Infections.**

Your healthcare provider will examine you for TB and perform a test to see if you have TB. If your healthcare provider feels that you are at risk for TB, you may be treated with medicine for TB before you begin treatment with IDACIO and during treatment with IDACIO. Even if your TB test is negative your healthcare provider should carefully monitor you for TB infections while you are taking IDACIO. People who had a negative TB skin test before receiving adalimumab products have developed active TB. Tell your healthcare provider if you have any of the following symptoms while taking or after taking IDACIO:

- cough that does not go away
- weight loss
- low grade fever
- loss of body fat and muscle (wasting)

- **Hepatitis B infection in people who carry the virus in their blood.**

If you are a carrier of the hepatitis B virus (a virus that affects the liver), the virus can become active while you use IDACIO. Your healthcare provider should do blood tests before you start treatment, while you are using IDACIO, and for several months after you stop treatment with IDACIO. Tell your healthcare provider if you have any of the following symptoms of a possible hepatitis B infection:

- muscle aches
- feel very tired
- dark urine
- skin or eyes look yellow
- little or no appetite
- vomiting
- clay-colored bowel movements
- fever
- chills
- stomach discomfort
- skin rash

- **Allergic reactions.** Allergic reactions can happen in people who use IDACIO. Call your healthcare provider or get medical help right away if you have any of these symptoms of a serious allergic reaction:

- Hives
- swelling of your face, eyes, lips or mouth
- trouble breathing
- **Nervous system problems.** Signs and symptoms of a nervous system problem include: numbness or tingling, problems with your vision, weakness in your arms or legs, and dizziness.
- **Blood problems.** Your body may not make enough of the blood cells that help fight infections or help to stop bleeding. Symptoms include a fever that does not go away, bruising or bleeding very easily, or looking very pale.
- **New heart failure or worsening of heart failure you already have. Call your healthcare provider right away** if you get new worsening symptoms of heart failure while taking IDACIO, including:
 - shortness of breath
 - swelling of your ankles or feet
 - sudden weight gain
- **Immune reactions including a lupus-like syndrome.** Symptoms include chest discomfort or pain that does not go away, shortness of breath, joint pain, or a rash on your cheeks or arms that gets worse in the sun. Symptoms may improve when you stop IDACIO.
- **Liver Problems.** Liver problems can happen in people who use TNF-blocker medicines. These problems can lead to liver failure and death. Call your healthcare provider right away if you have any of these symptoms:
 - feel very tired
 - skin or eyes look yellow
 - poor appetite or vomiting
 - pain on the right side of your stomach (abdomen)
- **Psoriasis.** Some people using adalimumab products had new psoriasis or worsening of psoriasis they already had. Tell your healthcare provider if you develop red scaly patches or raised bumps that are filled with pus. Your healthcare provider may decide to stop your treatment with IDACIO.

Call your healthcare provider or get medical care right away if you develop any of the above symptoms. Your treatment with IDACIO may be stopped.

The most common side effects of IDACIO include:

- injection site reactions: redness, rash, swelling, itching, or bruising. These symptoms usually will go away within a few days. Call your healthcare provider right away if you have pain, redness or swelling around the injection site that does not go away within a few days or gets worse.
- upper respiratory infections (including sinus infections).
- headaches.
- rash.

These are not all the possible side effects with IDACIO. Tell your healthcare provider if you have any side effect that bothers you or that does not go away. Ask your healthcare provider or pharmacist for more information. Call your doctor for medical advice about side effects. You may report side effects to FDA at 1-800-FDA-1088.

How should I store IDACIO?

- Store IDACIO in the refrigerator at 36°F to 46°F (2°C to 8°C). Store IDACIO in the original carton until use to protect it from light.
- **Do not freeze IDACIO.** Do not use IDACIO if frozen, even if it has been thawed.
- Refrigerated IDACIO may be used until the expiration date printed on the IDACIO carton. Pen or prefilled syringe. Do not use IDACIO after the expiration date.
- If needed, for example when you are traveling, you may also store IDACIO at room temperature up to 77°F (25°C) for up to 28 days. Store IDACIO in the original carton until use, to protect it from light.
- Throw away IDACIO if it has been kept at room temperature and not been used within 28 days.
- Record the date you first remove IDACIO from the refrigerator in the spaces provided on the carton.
- Do not store IDACIO in extreme heat or cold.
- Do not use a Pen or prefilled syringe if the liquid is cloudy, discolored, or has flakes or particles in it.
- Do not drop or crush IDACIO. The prefilled syringe is glass.

Keep IDACIO, injection supplies, and all other medicines out of the reach of children.

General information about the safe and effective use of IDACIO.

Medicines are sometimes prescribed for purposes other than those listed in a Medication Guide. Do not use IDACIO for a condition for which it was not prescribed. Do not give IDACIO to other people, even if they have the same condition. It may harm them. This Medication Guide summarizes the most important information about IDACIO. If you would like more information, talk with your healthcare provider. You can ask your pharmacist or healthcare provider for information about IDACIO that is written for health professionals.

What are the ingredients in IDACIO?

Active ingredient: adalimumab-aacf

IDACIO 40 mg/0.8 mL Pen, and IDACIO 40 mg/0.8 mL prefilled syringe.

Inactive ingredients: glacial acetic acid, trehalose, polysorbate 80, sodium chloride and Water for Injection. Sodium hydroxide is added as necessary to adjust pH.

Manufactured by: Fresenius Kabi USA, LLC, Lake Zurich, IL 60047, U.S.A.

For more product information go to www.IDACIO.com. You can enroll in a patient support program by calling 1-833-522-4227 or visiting the patient support program website: <https://kabicare.us/>.

U.S. License number 2146

This Medication Guide has been approved by the U.S. Food and Drug Administration Approved:
12/2022

Instructions for Use

Idacio[®]
(i-DAS-i-oh)

(adalimumab-aacf)
injection for subcutaneous use
40 mg/0.8 mL
single dose prefilled syringe



Important information

Read the Medication Guide that comes with your IDACIO prefilled syringe for important information you need to know before using it.

Do not try to inject IDACIO yourself until you have been shown the right way to give the injections and have read and understand this Instructions for Use. If your doctor decides that you or a caregiver may be able to give your injections of IDACIO at home, you should receive training on the right way to prepare and inject IDACIO. It is important that you read, understand, and follow these instructions so that you inject IDACIO the right way. It is also important to talk to your doctor to be sure you understand your IDACIO dosing instructions. To help you remember when to inject IDACIO, you can mark your calendar ahead of time. Call your healthcare provider if you or your caregiver have any questions about the right way to inject IDACIO.

How should I store IDACIO?

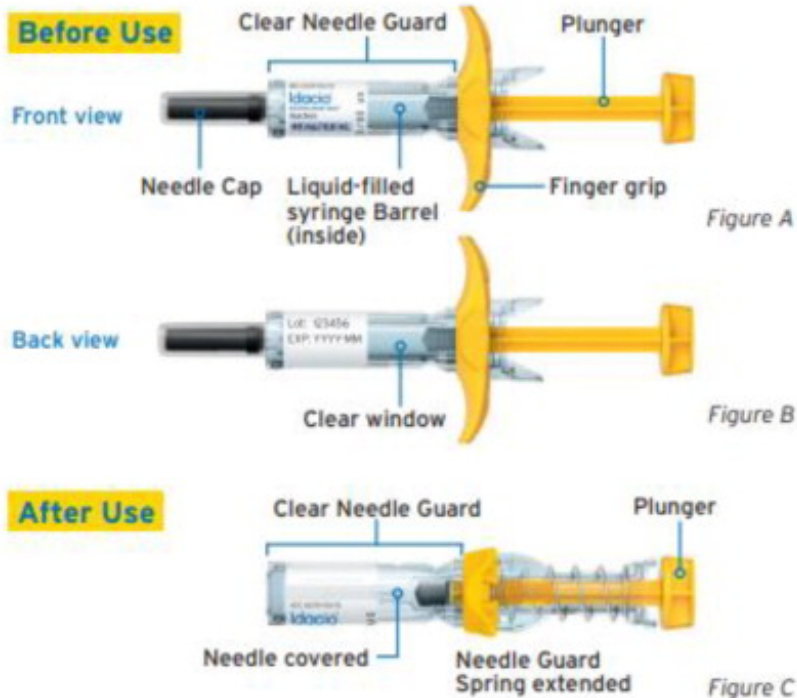
- Store IDACIO in the refrigerator between 36°F to 46°F (2°C to 8°C). Store IDACIO in the original carton until use to protect it from light.
- **Do not** freeze IDACIO. **Do not** use IDACIO if frozen, even if it has been thawed.
- Refrigerated IDACIO may be used until the expiration date printed on the IDACIO carton, or prefilled syringe. **Do not** use IDACIO after the expiration date.
- If needed, for example when traveling, you may also store IDACIO at room temperature up to 77°F (25°C) for up to **28** days. Store IDACIO in the original carton until use to protect it from light.
- Throw away IDACIO if it has been kept at room temperature and not been used within **28** days.
- Record the date you first remove IDACIO from the refrigerator in the spaces provided on the carton.
- Do not store IDACIO in extreme heat or cold.
- Do not use a prefilled syringe if the liquid is cloudy, discolored, or has flakes or particles in it.
- Do not drop or crush IDACIO. The prefilled syringe is glass.
- Keep IDACIO, injection supplies, and all other medicines out of the reach of children.

How should I use IDACIO?

- Only use IDACIO prefilled syringe if your healthcare provider has instructed you on how to use it.

- **Do not** try to reuse the IDACIO prefilled syringe.
- Before injecting, let IDACIO sit at room temperature for 15-30 minutes after removing it from the refrigerator.
- **Do not** use an IDACIO prefilled syringe to give IDACIO to a child who weighs less than 66 pounds (30 kg).

Your IDACIO prefilled syringe



Step 1 Prepare for your injection

1.1 Gather the supplies for your injection.

- You will need the following supplies for each injection of IDACIO (Figure D). Find a clean, flat surface to place the supplies on.
 - 1 alcohol prep
 - 1 cotton ball or gauze pad (not included in your IDACIO carton)
 - 1 IDACIO prefilled syringe (See Figures A and B)
 - Puncture-resistant sharps disposal container for IDACIO prefilled syringe disposal (not included in your IDACIO carton). See Step 7 “**Dispose of used prefilled syringes**”.



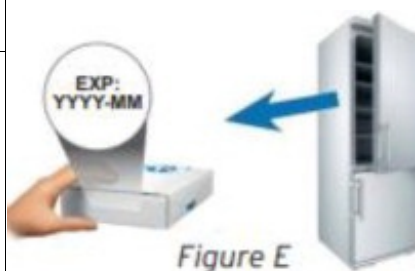
Figure D

If you do not have all the supplies you need to give yourself an injection, go to a pharmacy or call your pharmacist.

1.2 Remove the carton of IDACIO prefilled syringes from the refrigerator (Figure E).

1.3 Check the expiration date (EXP:) on the side of the carton (Figure E).

- **Do not** use if the expiration date has passed.



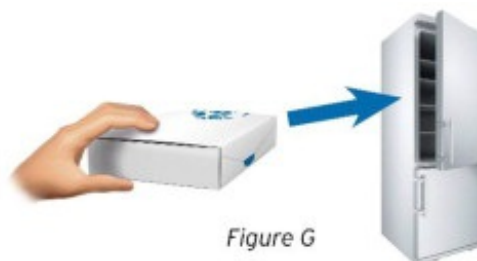
1.4 Take one IDACIO prefilled syringe out of the original carton:

- Place two fingers on the middle of the clear needle guard
- Pull the syringe straight up and out of the packaging (Figure F)
- Put the syringe on a clean flat surface.
- **Do not** pick up the syringe by the plunger or the needle cap. Doing this could damage the syringe or activate the clear needle guard.



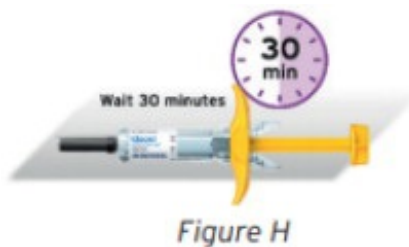
1.5 Return the remaining syringe in its original carton to the refrigerator (Figure G).

- See “**How should I store IDACIO?**” for information on how to store your unused syringe.



1.6 Take your IDACIO prefilled syringe out of the refrigerator **15-30 minutes** before injecting to allow the liquid to reach room temperature (Figure H).

- **Do not** remove the needle cap while allowing it to reach room temperature.
- **Do not** warm the syringe in any other way (for example, do not warm it in a microwave or in hot water).



Step 2 Check your prefilled syringe

2.1 Make sure that:

- the name IDACIO appears on the prefilled syringe label (Figure I).
- the syringe, the clear needle guard, and the needle cap are not cracked or damaged (Figure K).
- the needle cap is securely attached (Figure L).
- the needle guard spring is not extended (Figure M).



Figure I



Figure J



Figure K

2.2 Do not use and **do call** your doctor or pharmacist if:

- the IDACIO labeling has an expired date. Check the expiration date (EXP:) on the prefilled syringe label and **do not** use if the date has passed (Figure I).
- the prefilled syringe has been frozen or left in direct sunlight.
- IDACIO has been kept at room temperature for longer than **28** days or IDACIO has been stored above 77°F (25°C).
- the liquid in the prefilled syringe is cloudy, discolored or has flakes or particles in it. Make sure the liquid is clear and colorless to pale yellow. (Figure J).



Figure L

See **“How should I store IDACIO?”** section at the beginning of this Instructions for Use.



Figure M

Step 3 Wash your hands

3.1 Wash and dry your hands well (Figure N).



Figure N

Step 4 Choose the injection site

4.1 Choose an injection site on (Figure O):

- your lower abdomen (belly). If you choose your abdomen, **do not** use the area 2 inches around your belly button (navel) or
- the front of your thighs
- Choose a different site each time to reduce redness, irritation or other skin problems. Each new injection should be given at least 1 inch from a site you used before.
- **Do not** inject into skin that is:
 - sore (tender)
 - bruised
 - red
 - hard
 - scarred or where you have stretch marks.
- If you have psoriasis, **do not** inject directly into any raised, thick, red or scaly skin patches or lesions on your skin.
- **Do not** inject through your clothes.

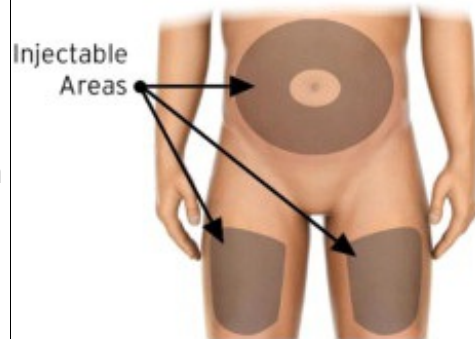


Figure O

Step 5 Clean the injection site

5.1 Wipe the injection site with an alcohol prep using a circular motion (Figure P).

- **Do not** touch this area again before giving the injection.

5.2 Allow the skin to dry before injecting.

- **Do not** fan or blow on the clean area.



Figure P

Step 6 Give your injection

6.1 Remove the needle cap:

- Hold the syringe in one hand. With the other hand gently remove the needle cap (Figure Q).
- Throw away the needle cap.
- **Do not** touch the needle with your fingers or



let the needle touch anything.



Figure Q

6.2 Position the syringe

- Hold the body of the prefilled syringe in one hand between the thumb and index finger. Hold the syringe in your hand like a pencil (Figure R).
- **Do not** pull back on the plunger at any time.
- With your other hand, gently squeeze the area of the cleaned skin and hold it firmly (Figure S).



Figure R



Figure S

6.3 Insert the needle

- Using a quick dart-like motion, insert the needle into the squeezed skin at a **45-degree angle** (Figure T).



Figure T

6.4 Inject IDACIO

- Slowly push the plunger all the way in until all the liquid is injected, and the syringe is empty (Figure U).
- The plunger must be pushed all the way down to be sure the full dose has been injected and the safety system is activated (Figure U).
- **Do not** remove the needle from the skin when the plunger is pushed all the way down.



Figure U

6.5 Finish Injection

- Slowly remove your thumb upwards off of the plunger. This will allow the needle to move up into the clear needle guard and cover the entire needle (Figure V).
- Release the squeezed skin.
- Call your healthcare provider or pharmacist right away if:
 - you did not inject the full dose or
 - the clear needle guard does not activate after injecting.
- **Do not** reuse a syringe even if all of the medicine was not injected.
- **Do not** try to recap the needle as it could lead to a needle stick injury.



Figure V



Figure W

- Press a cotton ball or gauze pad over the injection site and hold it for 10 seconds (Figure W). **Do not** rub the injection site. You may have slight bleeding. This is normal.

Step 7

Dispose of used prefilled syringes

7.1 Put your used prefilled syringes in a FDA-cleared sharps disposal container right away after use (Figure X). Do not throw away (dispose of) prefilled syringes in your household trash.

- If you do not have a FDA-cleared sharps disposal container, you may use a household container that is:
 - made of a heavy-duty plastic,
 - can be closed with a tight-fitting, puncture-resistant lid, without sharps being able to come out,
 - upright and stable during use,
 - leak resistant, and
 - properly labeled to warn of hazardous waste inside the container.
- When your sharps disposal container is almost full, you will need to follow your community guidelines for the right way to dispose of your sharps disposal container. There may be state or local laws about how you should throw away used needles and syringes. For more information about safe sharps disposal, and for specific information about sharps disposal in the state that you live in, go to the FDA's website at:
<http://www.fda.gov/safesharpsdisposal>
- For the safety and health of you and others, used syringes **must never** be re-used.
- The used alcohol prep, cotton balls, dose trays and packaging may be placed in your household trash.
- **Do not dispose of your used sharps disposal container in your household trash unless your community guidelines permit this. Do not recycle your used sharps disposal container.**



Figure X

- Always keep the sharps container out of the reach of children.

Step 8

Document your injection site and date administered

8.1 To help you remember when and where on your body to give your next injection, keep a record of the dates and injection sites used for your injections (Figure Y).

Record the date and injection site



Figure Y

Manufactured by:
Fresenius Kabi USA, LLC
Lake Zurich, Illinois 60047
U.S. License No. 2146



This Instruction for Use has been approved by the U.S. Food and Drug Administration Approved :
12/2022

Instructions for Use

Idacio[®] (i-DAS-i-oh)

(adalimumab-aacf)

Injection, for subcutaneous use

40 mg/0.8 mL

single dose prefilled pen



Read this Instructions for Use before using your IDACIO prefilled pen.

Do not try to inject IDACIO yourself until you have been shown the right way to give the injections and have read and understand this Instructions for Use. If your healthcare provider decides that you or a caregiver may be able to give your injections of IDACIO at home, you should receive training on the right way to prepare and inject IDACIO. It is important that you read, understand, and follow these instructions so that you inject IDACIO the right way. It is also important to talk to your healthcare provider to be sure you understand your IDACIO dosing instructions. To help you remember when to inject IDACIO, you can mark your calendar ahead of time. Call your healthcare provider if you or your caregiver have any questions about the right way to inject IDACIO.

Important information

- Read the Medication Guide that comes with your IDACIO prefilled pen for important information you need to know before using it.
- Call your healthcare provider if you have any questions about IDACIO or how to give your injection.
- IDACIO prefilled pen is for single-dose (one-time) use only.
- Do not share your IDACIO prefilled pen with another person.
You may give another person an infection or get an infection from them.

Storing IDACIO prefilled pens

- Store IDACIO prefilled pen in the original carton to protect it from light.
- Store IDACIO prefilled pen in the refrigerator between 36°F to 46°F (2°C to 8°C).
- **Do not** freeze IDACIO. Do not use IDACIO if frozen, even if it has been thawed.
- Refrigerated IDACIO may be used until the expiration date printed on the IDACIO carton, dose tray or pen. **Do not** use IDACIO after the expiration date.
- If needed, for example when traveling, IDACIO prefilled pen can be stored at room temperature between 68°F to 77°F (20°C to 25°C) for up to **28** days.
- Throw away IDACIO if it has been kept at room temperature and not been used within **28** days.
- Record the date you first remove IDACIO from the refrigerator in the spaces provided on the carton.
- Throw away (dispose of) the IDACIO prefilled pen in a sharps disposal container if it

has been stored above 77°F (25°C). (See Step 7 “**Dispose of your prefilled pens**”).

- Do not store IDACIO in extreme heat or cold.
- Do not use IDACIO if the liquid is cloudy, discolored, or has flakes or particles in it.
- Do not drop or crush IDACIO.
- **Keep the IDACIO prefilled pen, injection supplies, and all other medicines out of the reach and sight of children.**

Using the IDACIO prefilled pen

- Only use IDACIO prefilled pen if your healthcare provider has instructed you on how to use it.
- **Do not** try to reuse the IDACIO prefilled pen.
- Before injecting, let IDACIO sit at room temperature for 15-30 minutes after removing it from the refrigerator.
- Always inject IDACIO using the technique your healthcare provider taught you.
- **Do not** use an IDACIO prefilled pen to give IDACIO to a child who weighs less than 66 pounds (30 kg).
- **Do not** insert your fingers into the opening of the safety guard.
- **Do not** use the prefilled pen if the new carton is open or damaged.
- **Do not** use an IDACIO prefilled pen that has been frozen or left in direct sunlight.
- **Do not** use and **do call** your healthcare provider or pharmacist if: you drop or crush your IDACIO prefilled pen.

Your IDACIO prefilled pen

Before Use



Figure A

After Use



Figure B

Step 1

Prepare for your injection

1.1 Gather the supplies for your injection.

- You will need the following supplies for each injection of IDACIO (figure C). Find a

clean flat surface, such as a table or countertop, in a well-lit area.

- 1 Alcohol prep
- 1 cotton ball or gauze (not included in your IDACIO carton)
- 1 IDACIO prefilled pen (see figure A)
- Puncture-resistant sharps disposal container for IDACIO prefilled pen disposal (not included in your IDACIO carton. (See Step 7 “**Dispose of used prefilled pens**”).



Figure C

If you do not have all the supplies you need to give yourself an injection, go to a pharmacy or call your pharmacist.

1.2 Remove the carton of IDACIO prefilled pens from the refrigerator (Figure D).



Figure D

1.3 Check the expiration date (EXP:) on the side of the carton (Figure E).

Do not use if the expiration date has passed.



Figure E

1.4 Take one IDACIO prefilled pen out of the original carton:

- Place two fingers on the label
- Pull the pen straight up and out of the packaging (Figure F)
- Place the capped pen on a clean flat surface

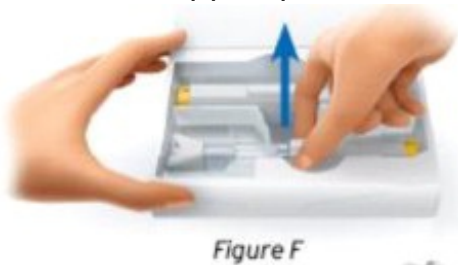


Figure F

1.5 Return the remaining pen in its original carton to the refrigerator (Figure G).



See “**Storing IDACIO prefilled pens**” for information on how to store your unused pen.

1.6 Let the IDACIO prefilled pen sit at room temperature for 15-30 minutes before use to allow the medicine to reach room temperature (Figure H).

- **Do not** warm the pen in any other way, such as in a microwave, hot water, or direct sunlight.
- Do not remove the needle cap until you are ready to inject.



Step 2 Wash your hands

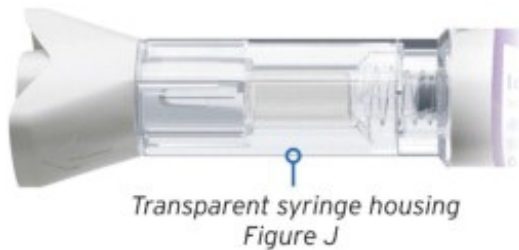
2.1 Wash your hands well with soap and water and dry them with a clean towel (Figure I).



Step 3 Check your prefilled pen

3.1 Check the transparent syringe housing to make sure that:

- the liquid is clear and colorless to pale yellow, and free of particles and flakes (Figure J).
- the syringe is not cracked or damaged. (Figure J).



Do not use the prefilled pen if the liquid is cloudy or colored, if the liquid has particles or flakes in it, or if the prefilled pen looks damaged. Dispose of the pen in your sharps disposal container (see Step 7 “**Dispose of your prefilled pens**”) and call your healthcare provider or pharmacist.

3.2 Check the prefilled pen label to make sure that:

- the name on the pen says IDACIO (Figure K).
- the expiration date (EXP:) on the pen has not passed (Figure K).



Do not use the prefilled pen if the label does not have IDACIO on it or the expiration date has passed. Dispose of the pen in your sharps disposal container (see Step 7 “**Dispose of used prefilled pens**”) and call your healthcare provider or pharmacist.

Step 4 Choose the injection site

4.1 Choose an injection site on

- your stomach (abdomen). If you choose your stomach, do not use the area 2 inches around your belly button (navel) or
- the front of your thighs (Figure L)

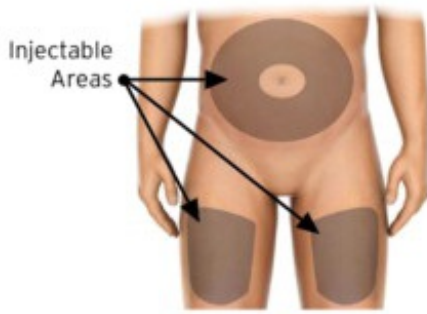


Figure L

Only inject into injection sites shown (Figure L).

4.2 Choose a different site (at least one inch away from your last injection site) for each injection to reduce redness, irritation or other skin problems. Each new injection should be given at least 1 inch from a site you used before.

- **Do not** inject IDACIO into skin that is sore (tender), bruised, red, hard, scarred or where you have stretch marks or tattoos.
- If you have psoriasis, **do not** inject into any lesions or red, thick, raised or scaly patches.
- **Do not** inject through your clothes.

Step 5 Clean the injection site

5.1 Wipe the skin of your injection site with an alcohol swab using a circular motion to clean it (Figure M).



Figure M

Let the skin dry before injecting.

Do not blow on or touch the injection site again after cleaning.

Step 6 Give your injection

6.1 Remove the needle cap

- Hold the pen upwards.
- Remove the needle cap with your other hand by pulling the cap straight off (Figure N).



Figure N

Do not twist the cap.

Do not insert your fingers into the opening of the safety guard

You may see a few drops of liquid at the needle tip. This is normal

- Dispose of the needle cap in your sharps disposal container.

6.2 Position the pen

- Hold the pen so that you can see the transparent syringe housing.
- Place your thumb above (not touching) the yellow injection button (Figure O)



Figure O

- Place the pen straight and flat against your skin **at a 90° angle** (Figure P).



6.3 Administer the Injection

- Push and hold the pen **firmly** against your skin until the safety guard is fully pushed down. This will unlock the injection button (Figure Q).



- Push the injection button with your thumb (Figure R). You will hear a loud 'click', which means the injection has started.
- **Continue to hold** the pen firmly.
- **Watch the syringe plunger** to make sure it moves all the way down to the bottom of the transparent syringe housing (Figure R).



- **Continue holding the pen for 5 seconds** after the syringe plunger has reached the bottom of the transparent syringe housing. (Figure S)



Do not lift the pen from the skin until the syringe plunger has moved all the way down and you have waited 5 seconds.

- Lift the pen from your skin (Figure T).
The safety guard will slide down and lock into place to cover the needle (Figure T).



Do not recap the pen.

Call your healthcare provider or pharmacist if you have any problem with your injection.

6.4 If there is blood or liquid on the injection site, gently press a cotton ball or gauze on the skin (Figure U).



Figure U

Do not rub the injection site

You may use an adhesive bandage if needed.

Step 7 Dispose of your prefilled pens

7.1 Put your used prefilled pens in a FDA-cleared sharps disposal container right away after use (Figure V).



Figure v

Do not throw away (dispose of) prefilled pens in your household trash.

- If you do not have a FDA-cleared sharps disposal container, you may use a household container that is:
 - made of a heavy-duty plastic,
 - can be closed with a tight-fitting, puncture-resistant lid, without sharps being able to come out,
 - upright and stable during use,
 - leak-resistant, and
 - properly labeled to warn of hazardous waste inside the container.

- When your sharps disposal container is almost full, you will need to follow your community guidelines for the right way to dispose of your sharps disposal container. There may be state or local laws about how you should dispose of used needles and pens.
- For more information about safe sharps disposal, and for specific information about sharps disposal in the state that you live in, go to the FDA's website at: <http://www.fda.gov/safesharpsdisposal>

Do not dispose of your used sharps disposal container in your household trash unless your community guidelines permit this.

Do not recycle your used sharps disposal container.

Always keep the sharps container out of the reach of children.

Step 8

Document your injection site and date administered

8.1 To help you remember when and where on your body to give your next injection, keep a record of the dates and injection sites used for your injections (Figure W).

Record the date and injection site

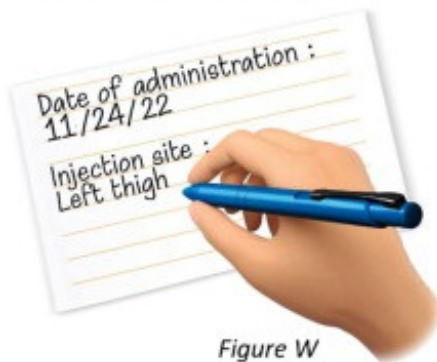


Figure W

Manufactured by:
Fresenius Kabi USA, LLXC
Lake Zurich, Illinois 60047
U.S. License No. 2146



This Instructions for Use has been approved by the U. S. Food and Drug Administration
Approved: 12/2022



STARTER PACKAGE
Instructions for Use

Idacio[®] (i-DAS-i-oh)
(adalimumab-aacf)
injection, for subcutaneous use
40 mg/0.8 mL
single dose prefilled pen

→ Refer to Starter Schedule inside the cover for the number of prefilled pens to administer and when, as prescribed by your healthcare provider.

Read this Instructions for Use before using your IDACIO prefilled pen.

Do not try to inject IDACIO yourself until you have been shown the right way to give the injections and have read and understand this Instructions for Use. If your healthcare provider decides that you or a caregiver may be able to give your injections of IDACIO at home, you should receive training on the right way to prepare and inject IDACIO. It is important that you read, understand, and follow these instructions so that you inject IDACIO the right way. It is also important to talk to your healthcare provider to be sure you understand your IDACIO dosing instructions. To help you remember when to inject IDACIO, you can mark your calendar ahead of time. Call your healthcare provider if you or your caregiver have any questions about the right way to inject IDACIO.

Important information

- Read the Medication Guide that comes with your IDACIO prefilled pen for important information you need to know before using it.
- Call your healthcare provider if you have any questions about IDACIO or how to give your injection.
- Each IDACIO prefilled pen is for single-dose (one-time) use only.
- Do not share your IDACIO prefilled pen with another person.
You may give another person an infection or get an infection from them.

Storing IDACIO prefilled pens

- Store IDACIO prefilled pen in the original carton to protect it from light.
- Store IDACIO prefilled pen in the refrigerator between 36°F to 46°F (2°C to 8°C).
- **Do not** freeze IDACIO. Do not use IDACIO if frozen, even if it has been thawed.
- Refrigerated IDACIO may be used until the expiration date printed on the IDACIO carton, dose tray or pen. **Do not** use IDACIO after the expiration date.
- If needed, for example when traveling, IDACIO prefilled pen can be stored at room temperature between 68°F to 77°F (20°C to 25°C) for up to **28** days.
- Throw away the IDACIO prefilled pens if it has been kept at room temperature and not been used within **28** days.
- Record the date you first removed the IDACIO prefilled pens from the refrigerator in

spaces provided on the carton.

- Throw away (dispose of) the IDACIO prefilled pen in a sharps disposal container if it has been stored above 77°F (25°C). (See Step 7 “**Dispose of your prefilled pens**”).
- Do not store IDACIO in extreme heat or cold.
- Do not use IDACIO if the liquid is cloudy, discolored, or has flakes or particles in it.
- Do not drop or crush IDACIO.
- **Keep the IDACIO prefilled pen, injection supplies, and all other medicines out of the reach and sight of children.**

Using the IDACIO prefilled pen

- Only use IDACIO prefilled pen if your healthcare provider has instructed you on how to use it.
- **Do not** try to reuse the IDACIO prefilled pen.
- Before injecting, let IDACIO sit at room temperature for 15-30 minutes after removing it from the refrigerator.
- Always inject IDACIO using the technique your healthcare provider taught you.
- **Do not** insert your fingers into the opening of the safety guard.
- **Do not** use the prefilled pen if the new carton is open or damaged.
- **Do not** use an IDACIO prefilled pen that has been frozen or left in direct sunlight.
- **Do not** use and **do call** your healthcare provider or pharmacist if you drop or crush your IDACIO prefilled pen.

Your IDACIO prefilled pen

Before Use



Figure A

After Use



Figure B

Step 1

Prepare for your injection

➔ Refer to the **Starter Schedule** for the number of prefilled pens to administer.



1.1 Your Starter Package includes multiple alcohol preps and prefilled pens for your

starter treatment period.

Always make sure to use a new alcohol prep whenever you use a new pen.

Gather the supplies for your injection.

- You will need the following supplies for each injection of IDACIO (figure C). Find a clean flat surface, such as a table or countertop, in a well-lit area.



Figure C

- 1 Alcohol swab
- 1 cotton ball or gauze (not included in your IDACIO carton)
- 1 IDACIO prefilled pen (see figure A)
- Puncture-resistant sharps disposal container for IDACIO prefilled pen disposal (not included in your IDACIO carton. (See Step 7 “**Dispose of used prefilled pens**”).

If you do not have all the supplies you need to give yourself an injection, go to a pharmacy or call your pharmacist.

1.2 Remove the pack of IDACIO prefilled pens from the refrigerator (Figure D).



Figure D

1.3 Check the expiration date (EXP:) on the side of the pack (Figure E).

Do not use if the expiration date has passed.



Figure E

1.4 Take the IDACIO prefilled pens you need for the day out of the original pack (refer to the schedule on the inner flap of your Starter Package for the number of prefilled pens to inject):

- Place two fingers on the label
- Pull the pen straight up and out of the packaging (Figure F)
- Place the capped pen on a clean flat surface



Figure F

1.5 Return the remaining pen(s) in the original pack to the refrigerator (Figure G).



Figure G

See “**Storing IDACIO prefilled pens**” for information on how to store your unused prefilled pen(s).

1.6 Let the IDACIO prefilled pen(s) sit at room temperature for 15-30 minutes before use to allow the medicine to reach room temperature (Figure H).



Figure H

Do not warm the pen(s) in any other way, such as in a microwave, hot water, or direct sunlight.

Do not remove the needle cap until you are ready to inject.

Step 2 Wash your hands

2.1 Wash your hands well with soap and water and dry them with a clean towel (Figure I).



Figure I

Step 3 Check your prefilled pen

3.1 Check the transparent syringe housing to make sure that:

- the liquid is clear and colorless to pale yellow, and free of particles and flakes (Figure J).
- the syringe is not cracked or damaged. (Figure J).



Do not use the prefilled pen if the liquid is cloudy or colored, if the liquid has particles or flakes in it, or if the prefilled pen looks damaged. Dispose of the pen in your sharps disposal container (see Step 7 **“Dispose of your prefilled pens”**) and call your healthcare provider or pharmacist.

3.2 Check the prefilled pen label to make sure that:

- the name on the pen says IDACIO (Figure K).
- the expiration date (EXP:) on the pen has not passed (Figure K).



Do not use the prefilled pen if the label does not have IDACIO on it or the expiration date has passed. Dispose of the pen in your sharps disposal container (see Step 7 **“Dispose of used prefilled pens”**) and call your healthcare provider or pharmacist.

Step 4 Choose the injection site

4.1 Choose an injection site on:

- your stomach (abdomen). If you choose your stomach, **do not** use the area 2 inches around your belly button (navel) or
- the front of your thighs (Figure L)

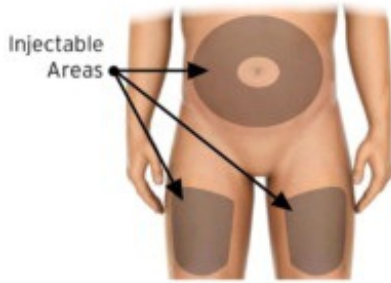


Figure L

Only inject into injection sites shown (Figure L)

4.2 Choose a different site (at least one inch away from your last injection site) for each injection to reduce redness, irritation or other skin problems. Each new injection should be given at least 1 inch from a site you used before.

- **Do not** inject IDACIO into skin that is sore (tender), bruised, red, hard, scarred or where you have stretch marks or tattoos.
- If you have psoriasis, **do not** inject into any lesions or red, thick, raised or scaly patches.
- **Do not** inject through your clothes.

Step 5 Clean the injection site

5.1 Using a new alcohol prep, clean the skin of your injection site using a circular motion (Figure M). Always make sure to use a new alcohol prep whenever you use a new pen.



Figure M

Let the skin dry before injecting.

Do not blow on or touch the injection site again after cleaning.

Step 6 Give your injection

6.1 Remove the needle cap

- Hold the pen upwards.
- Remove the needle cap with your other hand by pulling the cap straight off (Figure N).



Do not twist the cap.

Do not insert your fingers into the opening of the safety guard

You may see a few drops of liquid at the needle tip. This is normal

- Dispose of the needle cap in your sharps disposal container.

6.2 Position the pen

- Hold the pen so that you can see the transparent syringe housing.
- Place your thumb above (not touching) the yellow injection button (Figure O).



- Place the pen straight and flat against your skin **at a 90° angle** (Figure P).



6.3 Administer the Injection

- Push and hold the pen **firmly** against your skin until the safety guard is fully pushed down. This will unlock the injection button (Figure Q).



- Push the injection button (Figure R). You will hear a loud 'click', which means the injection has started.
- **Continue to hold** the pen firmly.
- **Watch the syringe plunger** to make sure it moves all the way down to the bottom of the transparent syringe housing (Figure R).



- **Continue holding the pen for 5 seconds** after the syringe plunger has reached the bottom of the transparent syringe housing (Figure S).



Do not lift the pen from the skin until the syringe plunger has moved all the way down and you have waited 5 seconds.

- Lift the pen from your skin (Figure T). The safety guard will slide down and lock into place to cover the needle (Figure T).



Figure T

Do not recap the pen.

Call your healthcare provider or pharmacist if you have any problem with your injection.

6.4 If there is blood or liquid on the injection site, gently press a cotton ball or gauze on the skin (Figure U).



Figure U

Do not rub the injection site

You may use an adhesive bandage if needed.

6.5 Check the schedule on your Starter Package to know the **number of prefilled pens needed for the day**, and **repeat** the previous steps (step 3, step 4, step 5 and step 6) as needed.

Step 7 → Dispose of your prefilled pens

7.1 Put your used prefilled pens in a FDA-cleared sharps disposal container right away after use (Figure V).



Figure v

Do not throw away (dispose of) prefilled pens in your household trash.

- If you do not have a FDA-cleared sharps disposal container, you may use a household container that is:
 - made of a heavy-duty plastic,
 - can be closed with a tight-fitting, puncture-resistant lid, without sharps being able to come out,
 - upright and stable during use,
 - leak-resistant, and
 - properly labeled to warn of hazardous waste inside the container.
- When your sharps disposal container is almost full, you will need to follow your community guidelines for the right way to dispose of your sharps disposal container. There may be state or local laws about how you should Dispose of used needles and pens.
- For more information about safe sharps disposal, and for specific information about sharps disposal in the state that you live in, go to the FDA's website at:
<http://www.fda.gov/safesharpsdisposal>

Do not dispose of your used sharps disposal container in your household trash unless your community guidelines permit this.

Do not recycle your used sharps disposal container.

Always keep the sharps container out of the reach of children.

Step 8

Document your injection site and date administered

8.1 To help you remember when and where on your body to give your next injection(s), keep a record of the dates and injection sites used for your injections (Figure W).

Record the date and injection site

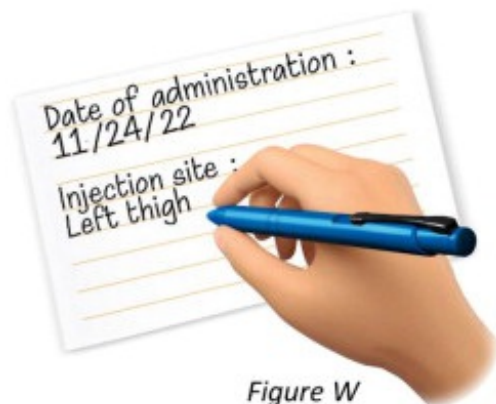


Figure W

Manufactured by:
Fresenius Kabi USA, LLC
Lake Zurich, Illinois 60047
U.S. License No. 2146



This Instructions for Use has been approved by the U. S. Food and Drug Administration
Approved: 12/2022

Principal Display Panel - 0.8.mL Carton Label

Idacio®
adalimumab-aacf
Injection

40 mg / 0.8 mL

NDC 65219-556-18

Rx Only

**29
Gauge
Needle**

For subcutaneous use only

2 single-dose prefilled syringes

Carton contains:

2 Single-dose prefilled syringes with 29 gauge

1/2 inch length staked needle

2 Alcohol preps

1 Prescribing Information

1 Medication Guide

1 Instruction For Use

FRESENIUS

KABI

ATTENTION PHARMACIST:

Each patient is required to receive the enclosed Medication Guide.

Needle cover for syringe is not made with natural rubber latex.

The entire carton is to be dispensed as a unit.

NDC
Lot:
EXP:
SN:

65219-556-18



40 mg / 0.8 mL

For subcutaneous use only
2 single-dose prefilled syringes

Idacio
adalimumab-aacf
Injection

SCAN FOR ADDITIONAL INFORMATION



325

idalacio.com

3 65219-556-18 3



Manufactured by:
Fresenius Kabi USA, LLC
Lake Zurich, Illinois 60047
U.S. License No. 2146
Product of Italy

DO NOT FREEZE.
An Idacio[®] syringe may be stored at room temperature up to a maximum of 77°F (25°C) for up to 28 days with protection from light. (2°C to 8°C) in the carton to protect from light. **Storage:** Store refrigerated between 36°F to 46°F. Keep out of the reach of children.

Dosage: See Prescribing Information. **Effects:** You may report side effects to FDA at 1-800-FDA-1088. **Call your doctor for medical advice about side effects.**

NDC 65219-556-18
Rx Only

Use the space below to record the date each Idacio[®] syringe is removed from refrigerator.
Syringe 1: ___ / ___ / ___
Syringe 2: ___ / ___ / ___

Contains no preservatives.

Each single-dose prefilled syringe contains:
Adalimumab-aacf --- 40 mg
Glacial acetic acid --- 0.5 mg
Trehalose --- 54.8 mg
Polysorbate 80 --- 0.8 mg
Sodium chloride --- 2.3 mg
Water for injection, USP
Sodium hydroxide added as necessary to adjust pH



2 single-dose prefilled syringes

For subcutaneous use only

40 mg / 0.8 mL

Idacio
adalimumab-aacf
Injection

SN 00 / 00282



Idacio
adalimumab-aacf
Injection

40 mg / 0.8 mL

NDC 65219-556-18
Rx Only

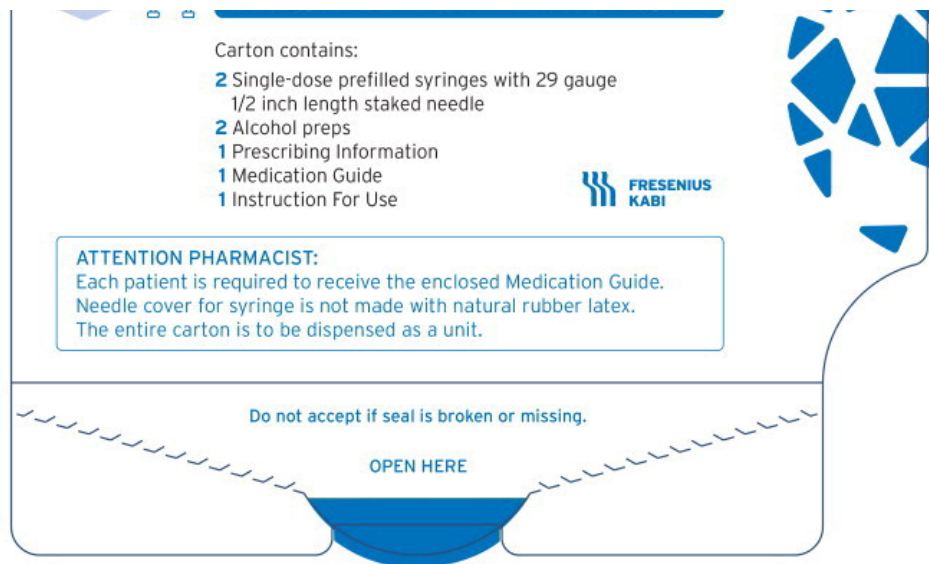
29
Gauge
Needle



For subcutaneous use only

2 single-dose prefilled syringes





Principal Display Panel - 0.8.mL Carton Label

Idacio®

adalimumab-aacf
Injection

40 mg / 0.8 mL

NDC 65219-554-08

Rx Only

**29
Gauge
Needle**

For subcutaneous use only

2 single-dose prefilled pens

Carton contains:

2 Single-dose prefilled pens with 29 gauge

1/2 inch length staked needle

2 Alcohol preps

1 Prescribing Information

1 Medication Guide

1 Instructions For Use

**FRESENIUS
KABI**

ATTENTION PHARMACIST:

Each patient is required to receive the enclosed Medication Guide.

Needle cover for syringe is not made with natural rubber latex.

The entire carton is to be dispensed as a unit.

NDC:
Lot:
Exp:
SN:

65219-554-08



40 mg / 0.8 mL

For subcutaneous use only
2 single-dose prefilled pens

2X

Idacio
adalimumab-aact
Injection



SCAN FOR ADDITIONAL INFORMATION



S20

idacio.com
3 65219-554-08 0

Manufactured by:
Fresenius Kabi USA, LLC
Lake Zurich, Illinois 60047
U.S. License No. 2146
Product of Italy

Call your doctor for medical advice about side effects. You may report side effects to FDA at 1-800-FDA-1088.
Dosage: See Prescribing Information. Keep out of the reach of children.
Storage: Store refrigerated between 36°F to 46°F (2°C to 8°C) in the carton to protect from light. An Idacio® pen may be stored at room temperature up to a maximum of 77°F (25°C) for up to 28 days with protection from light. DO NOT FREEZE.

Use the space below to record the date each Idacio® pen is removed from refrigerator.
Pen 1: _____ / _____ / _____
Pen 2: _____ / _____ / _____

Each single-dose prefilled pen contains:
Adalimumab-aact --- 40 mg
Glacial acetic acid --- 0.5 mg
Trehalose --- 54.8 mg
Poly sorbate 80 --- 0.8 mg
Sodium chloride --- 2.3 mg
Water for injection, USP
Sodium hydroxide added as necessary to adjust pH

Contains no preservatives.

FRESENIUS
KABI

NDC 65219-554-08
Rx Only



40 mg / 0.8 mL
For subcutaneous use only
2 single-dose prefilled pens

Idacio
adalimumab-aact
Injection

US 001282M0

Idacio
adalimumab-aact
Injection

40 mg / 0.8 mL

NDC 65219-554-08
Rx Only

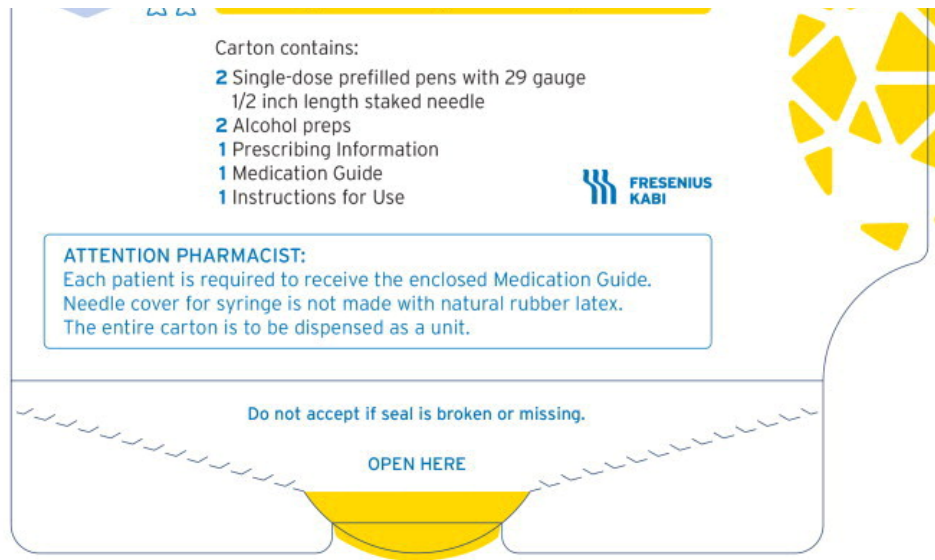
29
Gauge
Needle



For subcutaneous use only

2 single-dose prefilled pens





Principal Display Panel - 0.8.mL - 4 Starter Pack Carton Label

Idacio®

adalimumab-aacf
Injection

40 mg / 0.8 mL

**STARTER
PACK**

NDC 65219-554-28

Rx Only

For Plaque Psoriasis

4x

For subcutaneous use only

4 single-dose prefilled pens

**29
Gauge
Needle**

Carton contains:

4 Single-dose prefilled pens with 29 gauge

1/2 inch length staked needle

4 Alcohol preps

1 Prescribing Information

1 Medication Guide

1 Instructions For Use

ATTENTION PHARMACIST:

Each patient is required to receive the enclosed Medication Guide.

Needle cover for syringe is not made with natural rubber latex.

The entire carton is to be dispensed as a unit.

FRESENIUS

KABI

NDC: 65219-554-28

Lot: _____
 Exp: _____
 SN: _____

Pen 1: _____
 Pen 2: _____
 Pen 3: _____
 Pen 4: _____

Use the space below to record the date each Idacio® pen is removed from the refrigerator.

idacio.com
 3 65219-554-28 8

Manufactured by:
 Fresenius Kabi USA, LLC
 Lake Zurich, Illinois 60047
 U.S. License No. 2146
 Product of Italy

Each single-dose prefilled pen contains:
 Adalimumab-aact --- 40 mg
 Glacial acetic acid --- 0.5 mg
 Trehalose --- 54.8 mg
 Polysorbate 80 --- 0.8 mg
 Sodium chloride --- 2.3 mg
 Water for injection, USP
 Sodium hydroxide added as necessary to adjust pH

Contains no preservatives.

FRESENIUS KABI
 NDC 65219-554-28
 Rx Only

If you have questions, would like to talk to a nurse, or would like to enroll in the patient support program, call 1-833-522-4227 or visit our patient support program website <https://kabicare.us/>

This Starter Pack is a way to begin your Idacio® treatment for Plaque Psoriasis. Included are all the doses you will need for your first 3 weeks of treatment.

Idacio®
 adalimumab-aact
 Injection

40 mg / 0.8 mL **STARTER PACK** NDC 65219-554-28
 Rx Only

For Plaque Psoriasis

4x For subcutaneous use only
4 single-dose prefilled pens

Carton contains:
 4 Single-dose prefilled pens with 29 gauge 1/2 inch length staked needle
 4 Alcohol preps
 1 Prescribing Information
 1 Medication Guide
 1 Instructions For Use

29 Gauge Needle

ATTENTION PHARMACIST:
 Each patient is required to receive the enclosed Medication Guide. Needle cover for syringe is not made with natural rubber latex. The entire carton is to be dispensed as a unit.

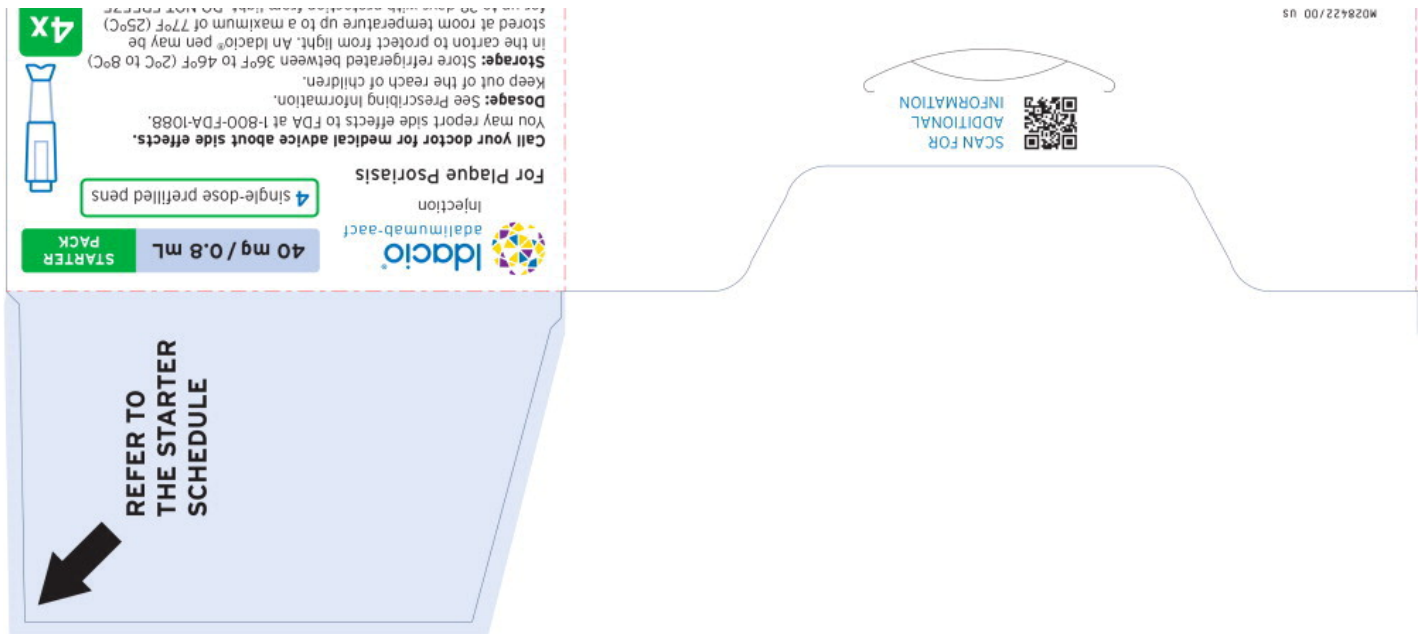
FRESENIUS KABI

Idacio®
 adalimumab-aact
 Injection

40 mg / 0.8 mL **STARTER PACK** **4x**

For Plaque Psoriasis
 For subcutaneous use only
4 single-dose prefilled pens

Do not accept if seal is broken or missing.
PULL TO OPEN PACKAGE



Principal Display Panel - 0.8.mL - 6 Starter Pack Carton Label

Idacio®
adalimumab-aacf
Injection

40 mg / 0.8 mL

**STARTER
PACK**

NDC 65219-554-38

Rx Only

For Crohn's Disease,
Ulcerative Colitis

6x

For subcutaneous use only

6 single-dose prefilled pens

**29
Gauge
Needle**

Carton contains:

6 Single-dose prefilled pens with 29 gauge

1/2 inch length staked needle

6 Alcohol preps

1 Prescribing Information

1 Medication Guide

1 Instructions For Use

ATTENTION PHARMACIST:

Each patient is required to receive the enclosed Medication Guide.

Needle cover for syringe is not made with natural rubber latex.

The entire carton is to be dispensed as a unit.

**FRESENIUS
KABI**

NDC 65219-554-38
 Lot:
 Exp:
 SN:

Use the space below to record the date each Idacio® pen is removed from refrigerator.

Pen 1: _____ / _____ / _____
 Pen 2: _____ / _____ / _____
 Pen 3: _____ / _____ / _____
 Pen 4: _____ / _____ / _____
 Pen 5: _____ / _____ / _____
 Pen 6: _____ / _____ / _____

Contains no preservatives.

Each single-dose prefilled pen contains:
 Adalimumab-aacf --- 40 mg
 Glacial acetic acid --- 0.5 mg
 Trehalose --- 54.8 mg
 Polysorbate 80 --- 0.8 mg
 Sodium chloride --- 2.3 mg
 Water for injection, USP
 Sodium hydroxide added as necessary to adjust pH

Manufactured by:
 Fresenius Kabi USA, LLC
 Lake Zurich, Illinois 60047
 U.S. License No. 2146
 Product of Italy

3 65219-554-38 7
 Idacio.com

NDC 65219-554-38
 Rx Only

This Starter Pack is a way to begin your Idacio® treatment for Crohn's Disease (adults and pediatric patients ≥ 40 Kgs), Ulcerative Colitis (adults). Included are all the doses you will need for your first two weeks of treatment.

Idacio®
 adalimumab-aacf
 Injection

40 mg / 0.8 mL **STARTER PACK** NDC 65219-554-38
 Rx Only

For Crohn's Disease, Ulcerative Colitis

6x For subcutaneous use only
6 single-dose prefilled pens

Carton contains:
 6 Single-dose prefilled pens with 29 gauge 1/2 inch length staked needle
 6 Alcohol preps
 1 Prescribing Information
 1 Medication Guide
 1 Instructions For Use

29 Gauge Needle

ATTENTION PHARMACIST:
 Each patient is required to receive the enclosed Medication Guide. Needle cover for syringe is not made with natural rubber latex. The entire carton is to be dispensed as a unit.

FRESENIUS KABI

Idacio®
 adalimumab-aacf
 Injection

40 mg / 0.8 mL **STARTER PACK** **6x**

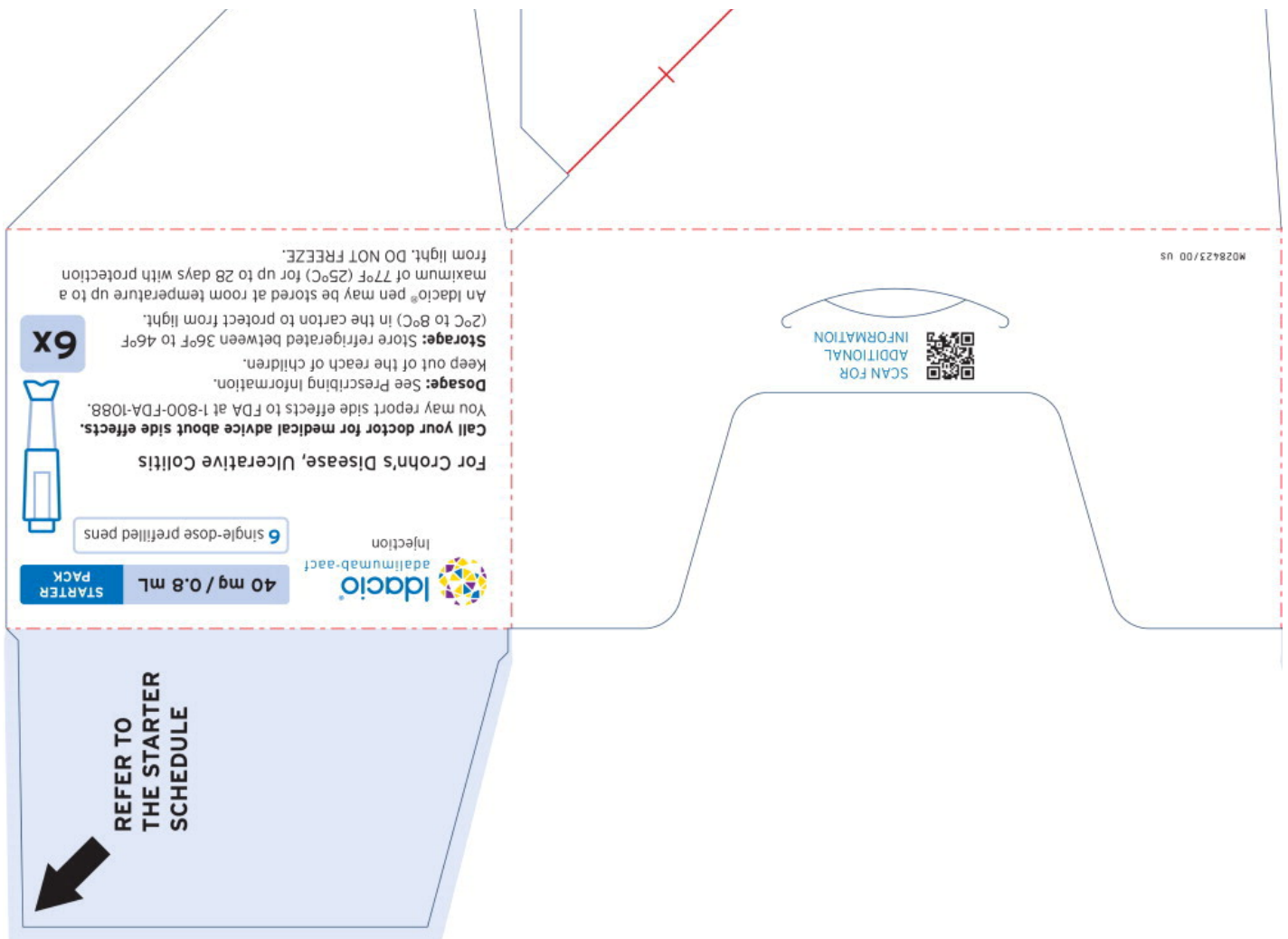
For Crohn's Disease, Ulcerative Colitis

For subcutaneous use only

6 single-dose prefilled pens

Do not accept if seal is broken or missing.

PULL TO OPEN PACKAGE



IDACIO			
adalimumab injection, solution			
Product Information			
Product Type	HUMAN PRESCRIPTION DRUG	Item Code (Source)	NDC:65219-554
Route of Administration	SUBCUTANEOUS		
Active Ingredient/Active Moiety			
Ingredient Name		Basis of Strength	Strength
adalimumab (UNII: FYS6T7F842) (adalimumab - UNII:FYS6T7F842)		adalimumab	40 mg in 0.8 mL
Inactive Ingredients			
Ingredient Name			Strength
acetic acid (UNII: Q40Q9N063P)			
trehalose dihydrate (UNII: 7YIN7J07X4)			
polysorbate 80 (UNII: 6OZP39ZG8H)			
sodium chloride (UNII: 451W47IQ8X)			
water (UNII: 059QF0KO0R)			

Sodium hydroxide (UNII: 55X04QC32I)

Packaging

#	Item Code	Package Description	Marketing Start Date	Marketing End Date
1	NDC:65219-554-08	2 in 1 CARTON	07/01/2023	
1		0.8 mL in 1 SYRINGE, GLASS; Type 2: Prefilled Drug Delivery Device/System (syringe, patch, etc.)		
2	NDC:65219-554-28	4 in 1 CARTON	07/01/2023	
2		0.8 mL in 1 SYRINGE, GLASS; Type 2: Prefilled Drug Delivery Device/System (syringe, patch, etc.)		
3	NDC:65219-554-38	6 in 1 CARTON	07/01/2023	
3		0.8 mL in 1 SYRINGE, GLASS; Type 2: Prefilled Drug Delivery Device/System (syringe, patch, etc.)		

Marketing Information

Marketing Category	Application Number or Monograph Citation	Marketing Start Date	Marketing End Date
BLA	BLA761255	07/01/2023	

IDACIO

adalimumab injection, solution

Product Information

Product Type	HUMAN PRESCRIPTION DRUG	Item Code (Source)	NDC:65219-556
Route of Administration	SUBCUTANEOUS		

Active Ingredient/Active Moiety

Ingredient Name	Basis of Strength	Strength
adalimumab (UNII: FYS6T7F842) (adalimumab - UNII:FYS6T7F842)	adalimumab	40 mg in 0.8 mL

Inactive Ingredients

Ingredient Name	Strength
acetic acid (UNII: Q40Q9N063P)	
trehalose dihydrate (UNII: 7YIN7J07X4)	
polysorbate 80 (UNII: 6OZP39ZG8H)	
sodium chloride (UNII: 451W47IQ8X)	
water (UNII: 059QF0KO0R)	
Sodium hydroxide (UNII: 55X04QC32I)	

Packaging

#	Item Code	Package Description	Marketing Start Date	Marketing End Date
1	NDC:65219-556-18	2 in 1 CARTON	07/01/2023	
1		0.8 mL in 1 SYRINGE, GLASS; Type 2: Prefilled Drug Delivery Device/System (syringe, patch, etc.)		

Marketing Information

Marketing Category	Application Number or Monograph Citation	Marketing Start Date	Marketing End Date
BLA	BLA761255	07/01/2023	

Labeler - Fresenius Kabi USA, LLC (013547657)

Establishment

Name	Address	ID/FEI	Business Operations
Fresenius Kabi Austria GmbH		300206604	MANUFACTURE(65219-554, 65219-556)

Establishment

Name	Address	ID/FEI	Business Operations
Merck Serono S.p.A (MS-Bari)		437803088	MANUFACTURE(65219-554, 65219-556)

Revised: 3/2023

Fresenius Kabi USA, LLC