

**INSULIN GLARGINE- insulin glargine injection, solution**  
**INSULIN GLARGINE SOLOSTAR- insulin glargine injection, solution**  
**Winthrop U.S.**

-----

**HIGHLIGHTS OF PRESCRIBING INFORMATION**

**These highlights do not include all the information needed to use Insulin glargine safely and effectively. See full prescribing information for Insulin glargine.**

**Insulin glargine injection, for subcutaneous injection**  
**Initial U.S. Approval: 2000**

-----  
**INDICATIONS AND USAGE**  
-----

Insulin glargine is a long-acting human insulin analog indicated to improve glycemic control in adults and pediatric patients with type 1 diabetes mellitus and in adults with type 2 diabetes mellitus. (1)

Limitations of Use

Not recommended for treating diabetic ketoacidosis. (1)

-----  
**DOSAGE AND ADMINISTRATION**  
-----

- Individualize dosage based on metabolic needs, blood glucose monitoring, glycemic control, type of diabetes, and prior insulin use. (2.1, 2.3, 2.4)
- Administer subcutaneously into the abdominal area, thigh, or deltoid once daily at any time of day, but at the same time every day. (2.1)
- Do not dilute or mix with any other insulin or solution. (2.1)
- Rotate injection sites to reduce risk of lipodystrophy and localized cutaneous amyloidosis. (2.2)
- Closely monitor glucose when changing to Insulin glargine and during initial weeks thereafter. (2.4)

-----  
**DOSAGE FORMS AND STRENGTHS**  
-----

Injection: 100 units/mL (U-100) available as:

- 10 mL multiple-dose vial (3)
- 3 mL single-patient-use SoloStar prefilled pen (3)

-----  
**CONTRAINDICATIONS**  
-----

- During episodes of hypoglycemia (4)
- Hypersensitivity to Insulin glargine or one of its excipients (4)

-----  
**WARNINGS AND PRECAUTIONS**  
-----

- *Never share* an Insulin glargine SoloStar prefilled pen between patients, even if the needle is changed. (5.1)
- *Hyperglycemia or hypoglycemia with changes in insulin regimen*: Make changes to a patient's insulin regimen (e.g., insulin strength, manufacturer, type, injection site or method of administration) under close medical supervision with increased frequency of blood glucose monitoring. (5.2)
- *Hypoglycemia*: May be life-threatening. Increase frequency of glucose monitoring with changes to: insulin dosage, coadministered glucose lowering medications, meal pattern, physical activity; and in patients with renal or hepatic impairment and hypoglycemia unawareness. (5.3, 6.1)
- *Medication Errors*: Accidental mix-ups between insulin products can occur. Instruct patients to check insulin labels before injection. (5.4, 6.3)
- *Hypersensitivity reactions*: Severe, life-threatening, generalized allergy, including anaphylaxis, can occur. Discontinue Insulin glargine. Monitor and treat if indicated. (5.5, 6.1)
- *Hypokalemia*: May be life-threatening. Monitor potassium levels in patients at risk of hypokalemia and treat if indicated. (5.6)
- *Fluid retention and heart failure with concomitant use of thiazolidinediones (TZDs)*: Observe for signs and symptoms of heart failure; consider dosage reduction or discontinuation of TZD if heart failure occurs. (5.7)

-----  
**ADVERSE REACTIONS**  
-----

Adverse reactions commonly associated with Insulin glargine include hypoglycemia, allergic reactions, injection site reactions, lipodystrophy, pruritus, rash, edema, and weight gain. (6.1)

**To report SUSPECTED ADVERSE REACTIONS, contact sanofi-aventis at 1-800-633-1610 or**

FDA at 1-800-FDA-1088 or [www.fda.gov/medwatch](http://www.fda.gov/medwatch).

-----**DRUG INTERACTIONS**-----

- *Drugs that affect glucose metabolism:* Adjustment of insulin dosage may be needed; closely monitor blood glucose. (7)
- *Antiadrenergic Drugs* (e.g., beta-blockers, clonidine, guanethidine, and reserpine): Signs and symptoms of hypoglycemia may be reduced or absent. (7)

See 17 for **PATIENT COUNSELING INFORMATION** and **FDA-approved patient labeling**.

Revised: 1/2021

---

**FULL PRESCRIBING INFORMATION: CONTENTS\***

**1 INDICATIONS AND USAGE**

**2 DOSAGE AND ADMINISTRATION**

- 2.1 Important Administration Instructions
- 2.2 General Dosing Instructions
- 2.3 Initiation of Insulin Glargine Therapy
- 2.4 Changing to Insulin Glargine from Other Insulin Therapies

**3 DOSAGE FORMS AND STRENGTHS**

**4 CONTRAINDICATIONS**

**5 WARNINGS AND PRECAUTIONS**

- 5.1 Never Share an Insulin Glargine SoloStar Prefilled Pen, Syringe, or Needle Between Patients
- 5.2 Hyperglycemia or Hypoglycemia with Changes in Insulin Regimen
- 5.3 Hypoglycemia
- 5.4 Medication Errors
- 5.5 Hypersensitivity and Allergic Reactions
- 5.6 Hypokalemia
- 5.7 Fluid Retention and Heart Failure with Concomitant Use of PPAR-gamma Agonists

**6 ADVERSE REACTIONS**

- 6.1 Clinical Trials Experience
- 6.2 Immunogenicity
- 6.3 Postmarketing Experience

**7 DRUG INTERACTIONS**

**8 USE IN SPECIFIC POPULATIONS**

- 8.1 Pregnancy
- 8.2 Lactation
- 8.4 Pediatric Use
- 8.5 Geriatric Use
- 8.6 Hepatic Impairment
- 8.7 Renal Impairment
- 8.8 Obesity

**10 OVERDOSAGE**

**11 DESCRIPTION**

**12 CLINICAL PHARMACOLOGY**

- 12.1 Mechanism of Action
- 12.2 Pharmacodynamics
- 12.3 Pharmacokinetics

**13 NONCLINICAL TOXICOLOGY**

13.1 Carcinogenesis, Mutagenesis, Impairment of Fertility

## **14 CLINICAL STUDIES**

14.1 Overview of Clinical Studies

14.2 Clinical Studies in Adult and Pediatric Patients with Type 1 Diabetes

14.3 Clinical Studies in Adults with Type 2 Diabetes

## **16 HOW SUPPLIED/STORAGE AND HANDLING**

16.1 How Supplied

16.2 Storage

## **17 PATIENT COUNSELING INFORMATION**

\* Sections or subsections omitted from the full prescribing information are not listed.

---

## **FULL PRESCRIBING INFORMATION**

### **1 INDICATIONS AND USAGE**

Insulin glargine is indicated to improve glycemic control in adults and pediatric patients with type 1 diabetes mellitus and in adults with type 2 diabetes mellitus.

#### Limitations of Use

Insulin glargine is not recommended for the treatment of diabetic ketoacidosis.

### **2 DOSAGE AND ADMINISTRATION**

#### **2.1 Important Administration Instructions**

- Administer Insulin glargine subcutaneously once daily at any time of day but at the same time every day.
- Prior to initiation of Insulin glargine, train patients on proper use and injection technique.
- Patient should follow the Instructions for Use to correctly administer Insulin glargine.
- Administer Insulin glargine subcutaneously into the abdominal area, thigh, or deltoid, and rotate injection sites within the same region from one injection to the next to reduce the risk of lipodystrophy and localized cutaneous amyloidosis. Do not inject into areas of lipodystrophy or localized cutaneous amyloidosis [see *Warnings and Precautions (5.2)*, *Adverse Reactions (6)*].
- During changes to a patient's insulin regimen, increase the frequency of blood glucose monitoring [see *Warnings and Precautions (5.2)*].
- Visually inspect Insulin glargine vials and SoloStar prefilled pens for particulate matter and discoloration prior to administration. Only use if the solution is clear and colorless with no visible particles.
- The Insulin glargine SoloStar prefilled pen dials in 1-unit increments.
- Use Insulin glargine SoloStar prefilled pen with caution in patients with visual impairment who may rely on audible clicks to dial their dose.
- Refrigerate unused (unopened) Insulin glargine vials and SoloStar<sup>®</sup> prefilled pens.
- Do not administer intravenously or via an insulin pump.
- Do not dilute or mix Insulin glargine with any other insulin or solution.

- The SoloStar prefilled pen is for single patient use only [see *Warnings and Precautions (5.1)*].

## 2.2 General Dosing Instructions

- Individualize and adjust the dosage of Insulin glargine based on the individual's metabolic needs, blood glucose monitoring results and glycemic control goal.
- Dosage adjustments may be needed with changes in physical activity, changes in meal patterns (i.e., macronutrient content or timing of food intake), during acute illness, or changes in renal or hepatic function. Dosage adjustments should only be made under medical supervision with appropriate glucose monitoring [see *Warnings and Precautions (5.2)*].

## 2.3 Initiation of Insulin Glargine Therapy

### Type 1 Diabetes

- In patients with type 1 diabetes, Insulin glargine must be used concomitantly with short-acting insulin. The recommended starting dose of Insulin glargine in patients with type 1 diabetes should be approximately one-third of the total daily insulin requirements. Short-acting, premeal insulin should be used to satisfy the remainder of the daily insulin requirements.

### Type 2 Diabetes

- The recommended starting dose of Insulin glargine in patients with type 2 diabetes who are not currently treated with insulin is 0.2 units/kg or up to 10 units once daily. One may need to adjust the amount and timing of short- or rapid-acting insulins and dosages of any oral antidiabetic drugs.

## 2.4 Changing to Insulin Glargine from Other Insulin Therapies

- If changing patients from once-daily TOUJEO (insulin glargine) 300 units/mL to once-daily Insulin glargine, the recommended initial Insulin glargine dose is 80% of the TOUJEO dose that is being discontinued. This dose reduction will lower the likelihood of hypoglycemia [see *Warnings and Precautions (5.3)*].
- If changing from a treatment regimen with an intermediate or long-acting insulin to a regimen with Insulin glargine, a change in the dose of the basal insulin may be required and the amount and timing of the shorter-acting insulins and doses of any oral antidiabetic drugs may need to be adjusted.
- If changing patients from once-daily NPH insulin to once-daily Insulin glargine, the recommended initial Insulin glargine dose is the same as the dose of NPH that is being discontinued.
- If changing patients from twice-daily NPH insulin to once-daily Insulin glargine, the recommended initial Insulin glargine dosage is 80% of the total NPH dose that is being discontinued. This dosage reduction will lower the likelihood of hypoglycemia [see *Warnings and Precautions (5.3)*].

## 3 DOSAGE FORMS AND STRENGTHS

Injection: 100 units per mL (U-100) available as:

- 10 mL multiple-dose vial (1,000 units/10 mL)
- 3 mL single-patient-use SoloStar prefilled pen (300 units/3 mL)

## 4 CONTRAINDICATIONS

Insulin glargine is contraindicated:

- during episodes of hypoglycemia [*see Warnings and Precautions (5.3)*]
- in patients with hypersensitivity to Insulin glargine or one of its excipients [*see Warnings and Precautions (5.5)*]

## 5 WARNINGS AND PRECAUTIONS

### 5.1 Never Share an Insulin Glargine SoloStar Prefilled Pen, Syringe, or Needle Between Patients

Insulin glargine SoloStar prefilled pens must never be shared between patients, even if the needle is changed. Patients using Insulin glargine vials must never re-use or share needles or syringes with another person. Sharing poses a risk for transmission of blood-borne pathogens.

### 5.2 Hyperglycemia or Hypoglycemia with Changes in Insulin Regimen

Changes in an insulin regimen (e.g., insulin strength, manufacturer, type, injection site or method of administration) may affect glycemic control and predispose to hypoglycemia [*see Warnings and Precautions (5.3)*] or hyperglycemia. Repeated insulin injections into areas of lipodystrophy or localized cutaneous amyloidosis have been reported to result in hyperglycemia; and a sudden change in the injection site (to unaffected area) has been reported to result in hypoglycemia [*see Adverse Reactions (6)*].

Make any changes to a patient's insulin regimen under close medical supervision with increased frequency of blood glucose monitoring. Advise patients who have repeatedly injected into areas of lipodystrophy or localized cutaneous amyloidosis to change the injection site to unaffected areas and closely monitor for hypoglycemia. For patients with type 2 diabetes, dosage adjustments of concomitant oral and antidiabetic products may be needed.

### 5.3 Hypoglycemia

Hypoglycemia is the most common adverse reaction associated with insulin, including Insulin glargine. Severe hypoglycemia can cause seizures, may be life-threatening or cause death. Hypoglycemia can impair concentration ability and reaction time; this may place an individual and others at risk in situations where these abilities are important (e.g., driving or operating other machinery).

Hypoglycemia can happen suddenly and symptoms may differ in each individual and change over time in the same individual. Symptomatic awareness of hypoglycemia may be less pronounced in patients with longstanding diabetes, in patients with diabetic nerve disease, in patients using medications that block the sympathetic nervous system (e.g., beta-blockers) [*see Drug Interactions (7)*], or in patients who experience recurrent hypoglycemia.

#### Risk Factors for Hypoglycemia

The risk of hypoglycemia after an injection is related to the duration of action of the insulin and, in general, is highest when the glucose lowering effect of the insulin is

maximal. As with all insulin preparations, the glucose lowering effect time course of Insulin glargine may vary in different individuals or at different times in the same individual and depends on many conditions, including the area of injection as well as the injection site blood supply and temperature [see *Clinical Pharmacology (12.2)*]. Other factors which may increase the risk of hypoglycemia include changes in meal pattern (e.g., macronutrient content or timing of meals), changes in level of physical activity, or changes to coadministered medication [see *Drug Interactions (7)*]. Patients with renal or hepatic impairment may be at higher risk of hypoglycemia [see *Use in Specific Populations (8.6, 8.7)*].

#### Risk Mitigation Strategies for Hypoglycemia

Patients and caregivers must be educated to recognize and manage hypoglycemia. Self-monitoring of blood glucose plays an essential role in the prevention and management of hypoglycemia. In patients at higher risk for hypoglycemia and patients who have reduced symptomatic awareness of hypoglycemia, increased frequency of blood glucose monitoring is recommended.

The long-acting effect of Insulin glargine may delay recovery from hypoglycemia.

### **5.4 Medication Errors**

Accidental mix-ups among insulin products, particularly between long-acting insulins and rapid-acting insulins, have been reported. To avoid medication errors between Insulin glargine and other insulins, instruct patients to always check the insulin label before each injection [see *Adverse Reactions (6.3)*].

### **5.5 Hypersensitivity and Allergic Reactions**

Severe, life-threatening, generalized allergy, including anaphylaxis, can occur with insulin products, including Insulin glargine. If hypersensitivity reactions occur, discontinue Insulin glargine; treat per standard of care and monitor until symptoms and signs resolve [see *Adverse Reactions (6.1)*]. Insulin glargine is contraindicated in patients who have had hypersensitivity reactions to insulin glargine or one of the excipients [see *Contraindications (4)*].

### **5.6 Hypokalemia**

All insulin products, including Insulin glargine, cause a shift in potassium from the extracellular to intracellular space, possibly leading to hypokalemia. Untreated hypokalemia may cause respiratory paralysis, ventricular arrhythmia, and death. Monitor potassium levels in patients at risk for hypokalemia, if indicated (e.g., patients using potassium-lowering medications, patients taking medications sensitive to serum potassium concentrations).

### **5.7 Fluid Retention and Heart Failure with Concomitant Use of PPAR-gamma Agonists**

Thiazolidinediones (TZDs), which are peroxisome proliferator-activated receptor (PPAR)-gamma agonists, can cause dose-related fluid retention, particularly when used in combination with insulin. Fluid retention may lead to or exacerbate heart failure. Patients treated with insulin, including Insulin glargine, and a PPAR-gamma agonist should be observed for signs and symptoms of heart failure. If heart failure develops, it should be

managed according to current standards of care, and discontinuation or dose reduction of the PPAR-gamma agonist must be considered.

## 6 ADVERSE REACTIONS

The following adverse reactions are discussed elsewhere:

- Hypoglycemia [see *Warnings and Precautions (5.3)*]
- Hypersensitivity and allergic reactions [see *Warnings and Precautions (5.5)*]
- Hypokalemia [see *Warnings and Precautions (5.6)*]

### 6.1 Clinical Trials Experience

Because clinical trials are conducted under widely varying conditions, adverse reaction rates observed in clinical trials of a drug cannot be directly compared to rates in the clinical trial of another drug and may not reflect the rates observed in practice.

The data in Table 1 reflect the exposure of 2327 patients with type 1 diabetes to Insulin glargine or NPH. The type 1 diabetes population had the following characteristics: Mean age was 38.5 years. Fifty-four percent were male, 96.9% were Caucasian, 1.8% were Black or African American and 2.7% were Hispanic. The mean BMI was 25.1 kg/m<sup>2</sup>.

The data in Table 2 reflect the exposure of 1563 patients with type 2 diabetes to Insulin glargine or NPH. The type 2 diabetes population had the following characteristics: Mean age was 59.3 years. Fifty-eight percent were male, 86.7% were Caucasian, 7.8% were Black or African American and 9% were Hispanic. The mean BMI was 29.2 kg/m<sup>2</sup>.

The frequencies of adverse events during Insulin glargine clinical trials in patients with type 1 diabetes mellitus and type 2 diabetes mellitus are listed in the tables below.

**Table 1: Adverse Events in Pooled Clinical Trials up to 28 Weeks Duration in Adults with Type 1 Diabetes (adverse events with frequency ≥5%)**

	<b>Insulin glargine, % (n=1257)</b>	<b>NPH, % (n=1070)</b>
Upper respiratory tract infection	22.4	23.1
Infection*	9.4	10.3
Accidental injury	5.7	6.4
Headache	5.5	4.7

\* Body system not specified

**Table 2: Adverse Events in Pooled Clinical Trials up to 1 Year Duration in Adults with Type 2 Diabetes (adverse events with frequency ≥5%)**

	<b>Insulin glargine, % (n=849)</b>	<b>NPH, % (n=714)</b>
Upper respiratory tract infection	11.4	13.3
Infection*	10.4	11.6

Retinal vascular disorder	5.8	7.4
---------------------------	-----	-----

\* Body system not specified

**Table 3: Adverse Events in a 5-Year Trial of Adults with Type 2 Diabetes (adverse events with frequency  $\geq 10\%$ )**

	<b>Insulin glargine, % (n=514)</b>	<b>NPH, % (n=503)</b>
Upper respiratory tract infection	29.0	33.6
Edema peripheral	20.0	22.7
Hypertension	19.6	18.9
Influenza	18.7	19.5
Sinusitis	18.5	17.9
Cataract	18.1	15.9
Bronchitis	15.2	14.1
Arthralgia	14.2	16.1
Pain in extremity	13.0	13.1
Back pain	12.8	12.3
Cough	12.1	7.4
Urinary tract infection	10.7	10.1
Diarrhea	10.7	10.3
Depression	10.5	9.7
Headache	10.3	9.3

**Table 4: Adverse Events in a 28-Week Clinical Trial of Children and Adolescents with Type 1 Diabetes (adverse events with frequency  $\geq 5\%$ )**

	<b>Insulin glargine, % (n=174)</b>	<b>NPH, % (n=175)</b>
Infection*	13.8	17.7
Upper respiratory tract infection	13.8	16.0
Pharyngitis	7.5	8.6
Rhinitis	5.2	5.1

\* Body system not specified

### Severe Hypoglycemia

Hypoglycemia is the most commonly observed adverse reaction in patients using insulin, including Insulin glargine [see *Warnings and Precautions* (5.3)]. Tables 5, 6, and 7 summarize the incidence of severe hypoglycemia in the Insulin glargine individual clinical trials. Severe symptomatic hypoglycemia was defined as an event with symptoms consistent with hypoglycemia requiring the assistance of another person and associated with either a blood glucose below 50 mg/dL ( $\leq 56$  mg/dL in the 5-year trial and  $\leq 36$  mg/dL in the ORIGIN trial) or prompt recovery after oral carbohydrate, intravenous glucose, or glucagon administration.



Percentages of Insulin glargine–treated adult patients experiencing severe symptomatic hypoglycemia in the Insulin glargine clinical trials [see *Clinical Studies (14)*] were comparable to percentages of NPH-treated patients for all treatment regimens (see Tables 5 and 6). In the pediatric phase 3 clinical trial, children and adolescents with type 1 diabetes had a higher incidence of severe symptomatic hypoglycemia in the two treatment groups compared to the adult trials with type 1 diabetes.

**Table 5: Severe Symptomatic Hypoglycemia in Patients with Type 1 Diabetes**

	<b>Study A Type 1 Diabetes Adults 28 weeks In combination with regular insulin</b>		<b>Study B Type 1 Diabetes Adults 28 weeks In combination with regular insulin</b>		<b>Study C Type 1 Diabetes Adults 16 weeks In combination with insulin lispro</b>		<b>Study D Type 1 Diabetes Pediatrics 26 weeks In combination with regular insulin</b>	
	<b>Insulin glargine N=292</b>	<b>NPH N=293</b>	<b>Insulin glargine N=264</b>	<b>NPH N=270</b>	<b>Insulin glargine N=310</b>	<b>NPH N=309</b>	<b>Insulin glargine N=174</b>	<b>NPH N=175</b>
Percent of patients	10.6	15.0	8.7	10.4	6.5	5.2	23.0	28.6

**Table 6: Severe Symptomatic Hypoglycemia in Patients with Type 2 Diabetes**

	<b>Study E Type 2 Diabetes Adults 52 weeks In combination with oral agents</b>		<b>Study F Type 2 Diabetes Adults 28 weeks In combination with regular insulin</b>		<b>Study G Type 2 Diabetes Adults 5 years In combination with regular insulin</b>	
	<b>Insulin glargine N=289</b>	<b>NPH N=281</b>	<b>Insulin glargine N=259</b>	<b>NPH N=259</b>	<b>Insulin glargine N=513</b>	<b>NPH N=504</b>
Percent of patients	1.7	1.1	0.4	2.3	7.8	11.9

Table 7 displays the proportion of patients experiencing severe symptomatic hypoglycemia in the Insulin glargine and Standard Care groups in the ORIGIN Trial [see *Clinical Studies (14)*].

**Table 7: Severe Symptomatic Hypoglycemia in the ORIGIN Trial**

	<b>ORIGIN Trial</b>	
	<b>Median duration of follow-up: 6.2 years</b>	
	<b>Insulin glargine N=6231</b>	<b>Standard Care N=6273</b>
Percent of patients	5.6	1.8

### Peripheral Edema

Some patients taking Insulin glargine have experienced sodium retention and edema, particularly if previously poor metabolic control is improved by intensified insulin therapy.

### Lipodystrophy

Administration of insulin subcutaneously, including Insulin glargine, has resulted in lipoatrophy (depression in the skin) or lipohypertrophy (enlargement or thickening of tissue) in some patients [see *Dosage and Administration (2.2)*].

### Insulin Initiation and Intensification of Glucose Control

Intensification or rapid improvement in glucose control has been associated with a transitory, reversible ophthalmologic refraction disorder, worsening of diabetic retinopathy, and acute painful peripheral neuropathy. However, long-term glycemic control decreases the risk of diabetic retinopathy and neuropathy.

### Weight Gain

Weight gain has occurred with some insulin therapies including Insulin glargine and has been attributed to the anabolic effects of insulin and the decrease in glucosuria.

### Allergic Reactions

#### Local allergy

As with any insulin therapy, patients taking Insulin glargine may experience injection site reactions, including redness, pain, itching, urticaria, edema, and inflammation. In clinical studies in adult patients, there was a higher incidence of treatment-emergent injection site pain in Insulin glargine-treated patients (2.7%) compared to NPH insulin-treated patients (0.7%). The reports of pain at the injection site did not result in discontinuation of therapy.

#### Systemic allergy

Severe, life-threatening, generalized allergy, including anaphylaxis, generalized skin reactions, angioedema, bronchospasm, hypotension, and shock may occur with any insulin, including Insulin glargine and may be life threatening.

## **6.2 Immunogenicity**

As with all therapeutic proteins, there is potential for immunogenicity. All insulin products can elicit the formation of insulin antibodies. The presence of such insulin antibodies may increase or decrease the efficacy of insulin and may require adjustment of the insulin dose. In phase 3 clinical trials of Insulin glargine, increases in titers of antibodies to insulin were observed in NPH insulin and Insulin glargine treatment groups with similar incidences.

## 6.3 Postmarketing Experience

The following adverse reactions have been identified during postapproval use of Insulin glargine. Because these reactions are reported voluntarily from a population of uncertain size, it is not always possible to reliably estimate their frequency or establish a causal relationship to drug exposure.

Medication errors have been reported in which other insulins, particularly rapid-acting insulins, have been accidentally administered instead of Insulin glargine [see *Patient Counseling Information (17)*]. To avoid medication errors between Insulin glargine and other insulins, patients should be instructed to always verify the insulin label before each injection.

Localized cutaneous amyloidosis at the injection site has occurred. Hyperglycemia has been reported with repeated insulin injections into areas of localized cutaneous amyloidosis; hypoglycemia has been reported with a sudden change to an unaffected injection site.

## 7 DRUG INTERACTIONS

Table 8 includes clinically significant drug interactions with Insulin glargine.

**Table 8: Clinically Significant Drug Interactions with Insulin Glargine**

<b>Drugs that May Increase the Risk of Hypoglycemia</b>	
<i>Drugs:</i>	Antidiabetic agents, ACE inhibitors, angiotensin II receptor blocking agents, disopyramide, fibrates, fluoxetine, monoamine oxidase inhibitors, pentoxifylline, pramlintide, salicylates, somatostatin analogs (e.g., octreotide), and sulfonamide antibiotics.
<i>Intervention:</i>	Dose reductions and increased frequency of glucose monitoring may be required when Insulin glargine is coadministered with these drugs.
<b>Drugs that May Decrease the Blood Glucose Lowering Effect of Insulin Glargine</b>	
<i>Drugs:</i>	Atypical antipsychotics (e.g., olanzapine and clozapine), corticosteroids, danazol, diuretics, estrogens, glucagon, isoniazid, niacin, oral contraceptives, phenothiazines, progestogens (e.g., in oral contraceptives), protease inhibitors, somatropin, sympathomimetic agents (e.g., albuterol, epinephrine, terbutaline), and thyroid hormones.
<i>Intervention:</i>	Dose increases and increased frequency of glucose monitoring may be required when Insulin glargine is coadministered with these drugs.
<b>Drugs that May Increase or Decrease the Blood Glucose Lowering Effect of Insulin Glargine</b>	
<i>Drugs:</i>	Alcohol, beta-blockers, clonidine, and lithium salts. Pentamidine may cause hypoglycemia, which may sometimes be followed by hyperglycemia.
<i>Intervention:</i>	Dose adjustment and increased frequency of glucose monitoring may be required when Insulin glargine is coadministered with these drugs.
<b>Drugs that May Blunt Signs and Symptoms of Hypoglycemia</b>	
<i>Drugs:</i>	Beta-blockers, clonidine, guanethidine, and reserpine.
<i>Intervention:</i>	Increased frequency of glucose monitoring may be required when Insulin glargine is coadministered with these drugs.

## 8 USE IN SPECIFIC POPULATIONS

### 8.1 Pregnancy

#### Risk Summary

Published studies with use of insulin glargine during pregnancy have not reported a clear association with insulin glargine and adverse developmental outcomes [see *Data*]. There are risks to the mother and fetus associated with poorly controlled diabetes in pregnancy [see *Clinical Considerations*].

Rats and rabbits were exposed to insulin glargine in animal reproduction studies during organogenesis, respectively 50 times and 10 times the human subcutaneous dose of 0.2 units/kg/day. Overall, the effects of insulin glargine did not generally differ from those observed with regular human insulin [see *Data*].

The estimated background risk of major birth defects is 6% to 10% in women with pregestational diabetes with an HbA1c >7 and has been reported to be as high as 20% to 25% in women with a HbA1c >10. The estimated background risk of miscarriage for the indicated population is unknown. In the U.S. general population, the estimated background risk of major birth defects and miscarriage in clinically recognized pregnancies is 2% to 4% and 15% to 20%, respectively.

#### Clinical Considerations

##### Disease-associated maternal and/or embryo-fetal risk

Poorly controlled diabetes in pregnancy increases the maternal risk for diabetic ketoacidosis, preeclampsia, spontaneous abortions, preterm delivery, and delivery complications. Poorly controlled diabetes increases the fetal risk for major birth defects, stillbirth, and macrosomia-related morbidity.

#### Data

##### Human data

Published data do not report a clear association with insulin glargine and major birth defects, miscarriage, or adverse maternal or fetal outcomes when insulin glargine is used during pregnancy. However, these studies cannot definitely establish the absence of any risk because of methodological limitations including small sample size and some lacking comparator groups.

##### Animal data

Subcutaneous reproduction and teratology studies have been performed with insulin glargine and regular human insulin in rats and Himalayan rabbits. Insulin glargine was given to female rats before mating, during mating, and throughout pregnancy at doses up to 0.36 mg/kg/day, which is approximately 50 times the recommended human subcutaneous starting dose of 0.2 units/kg/day (0.007 mg/kg/day), on a mg/kg basis. In rabbits, doses of 0.072 mg/kg/day, which is approximately 10 times the recommended human subcutaneous starting dose of 0.2 units/kg/day on a mg/kg basis, were administered during organogenesis. The effects of insulin glargine did not generally differ from those observed with regular human insulin in rats or rabbits. However, in rabbits, five fetuses from two litters of the high-dose group exhibited dilation of the cerebral

ventricles. Fertility and early embryonic development appeared normal.

## **8.2 Lactation**

### Risk Summary

There are either no or only limited data on the presence of insulin glargine in human milk, the effects on breastfed infant, or the effects on milk production. Endogenous insulin is present in human milk. The developmental and health benefits of breastfeeding should be considered along with the mother's clinical need for insulin glargine, and any potential adverse effects on the breastfed child from insulin glargine or from the underlying maternal condition.

## **8.4 Pediatric Use**

The safety and effectiveness of Insulin glargine have been established in pediatric patients (age 6 to 15 years) with type 1 diabetes [see *Clinical Studies (14.2)*]. The safety and effectiveness of Insulin glargine in pediatric patients younger than 6 years of age with type 1 diabetes and pediatric patients with type 2 diabetes have not been established.

The dosage recommendation when changing to Insulin glargine in pediatric patients (age 6 to 15 years) with type 1 diabetes is the same as that described for adults [see *Dosage and Administration (2.2, 2.4), Clinical Studies (14)*]. As in adults, the dosage of Insulin glargine must be individualized in pediatric patients (age 6 to 15 years) with type 1 diabetes based on metabolic needs and frequent monitoring of blood glucose.

In the pediatric clinical trial, pediatric patients (age 6 to 15 years) with type 1 diabetes had a higher incidence of severe symptomatic hypoglycemia compared to the adults in trials with type 1 diabetes [see *Adverse Reactions (6.1)*].

## **8.5 Geriatric Use**

Of the total number of subjects in controlled clinical studies of patients with type 1 and type 2 diabetes who were treated with Insulin glargine, 15% were  $\geq 65$  years of age and 2% were  $\geq 75$  years of age. The only difference in safety or effectiveness in the subpopulation of patients  $\geq 65$  years of age compared to the entire study population was a higher incidence of cardiovascular events typically seen in an older population in the Insulin glargine and NPH treatment groups.

Nevertheless, caution should be exercised when Insulin glargine is administered to geriatric patients. In elderly patients with diabetes, the initial dosing, dose increments, and maintenance dosage should be conservative to avoid hypoglycemic reactions. Hypoglycemia may be difficult to recognize in the elderly.

## **8.6 Hepatic Impairment**

The effect of hepatic impairment on the pharmacokinetics of Insulin glargine has not been studied. Frequent glucose monitoring and dose adjustment may be necessary for Insulin glargine in patients with hepatic impairment [see *Warnings and Precautions (5.3)*].

## **8.7 Renal Impairment**

The effect of renal impairment on the pharmacokinetics of Insulin glargine has not been

studied. Some studies with human insulin have shown increased circulating levels of insulin in patients with renal failure. Frequent glucose monitoring and dose adjustment may be necessary for Insulin glargine in patients with renal impairment [see *Warnings and Precautions (5.3)*].

## 8.8 Obesity

In controlled clinical trials, subgroup analyses based on BMI did not show differences in safety and efficacy between Insulin glargine and NPH.

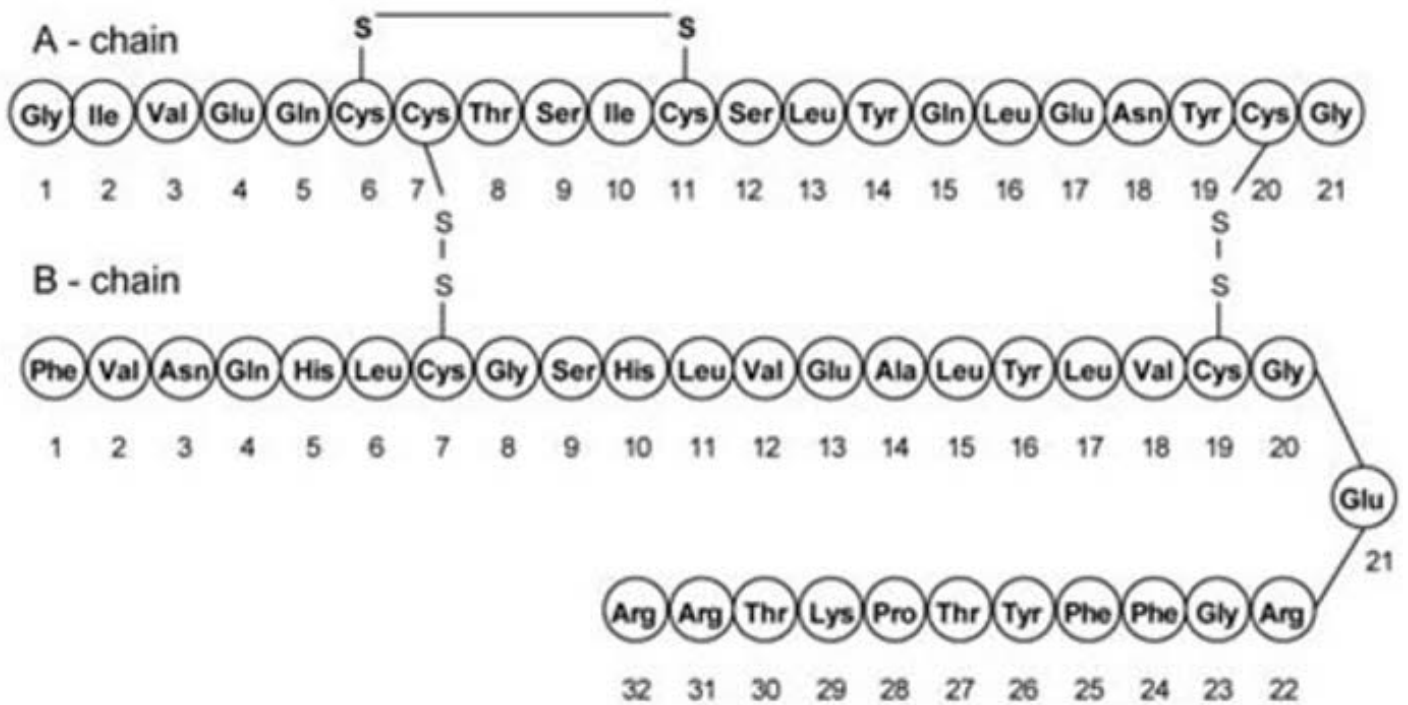
## 10 OVERDOSAGE

Excess insulin administration may cause hypoglycemia and hypokalemia [see *Warnings and Precautions (5.3, 5.6)*]. Mild episodes of hypoglycemia can usually be treated with oral carbohydrates. Adjustments in drug dosage, meal patterns, or exercise may be needed.

More severe episodes of hypoglycemia with coma, seizure, or neurologic impairment may be treated with intramuscular/subcutaneous glucagon or concentrated intravenous glucose. After apparent clinical recovery from hypoglycemia, continued observation and additional carbohydrate intake may be necessary to avoid recurrence of hypoglycemia. Hypokalemia must be corrected appropriately.

## 11 DESCRIPTION

Insulin glargine (insulin glargine injection) is a sterile solution of insulin glargine for subcutaneous use. Insulin glargine is a recombinant human insulin analog that is a long-acting, parenteral blood-glucose-lowering agent [see *Clinical Pharmacology (12)*]. Insulin glargine has low aqueous solubility at neutral pH. At pH 4 insulin glargine is completely soluble. After injection into the subcutaneous tissue, the acidic solution is neutralized, leading to formation of microprecipitates from which small amounts of insulin glargine are slowly released, resulting in a relatively constant concentration/time profile over 24 hours with no pronounced peak. This profile allows once-daily dosing as a basal insulin. Insulin glargine is produced by recombinant DNA technology utilizing a non-pathogenic laboratory strain of *Escherichia coli* (K12) as the production organism. Insulin glargine differs from human insulin in that the amino acid asparagine at position A21 is replaced by glycine and two arginines are added to the C-terminus of the B-chain. Chemically, insulin glargine is 21<sup>A</sup>-Gly-30<sup>Ba</sup>-L-Arg-30<sup>Bb</sup>-L-Arg-human insulin and has the empirical formula C<sub>267</sub>H<sub>404</sub>N<sub>72</sub>O<sub>78</sub>S<sub>6</sub> and a molecular weight of 6063. Insulin glargine has the following structural formula:



Insulin glargine consists of insulin glargine dissolved in a clear aqueous fluid. Each milliliter of insulin glargine injection contains 100 units (3.6378 mg) insulin glargine.

The 10 mL vial presentation contains the following inactive ingredients per mL: 30 mcg zinc, 2.7 mg m-cresol, 20 mg glycerol 85%, 20 mcg polysorbate 20, and water for injection.

The 3 mL prefilled pen presentation contains the following inactive ingredients per mL: 30 mcg zinc, 2.7 mg m-cresol, 20 mg glycerol 85%, and water for injection.

The pH is adjusted by addition of aqueous solutions of hydrochloric acid and sodium hydroxide. Insulin glargine has a pH of approximately 4.

## 12 CLINICAL PHARMACOLOGY

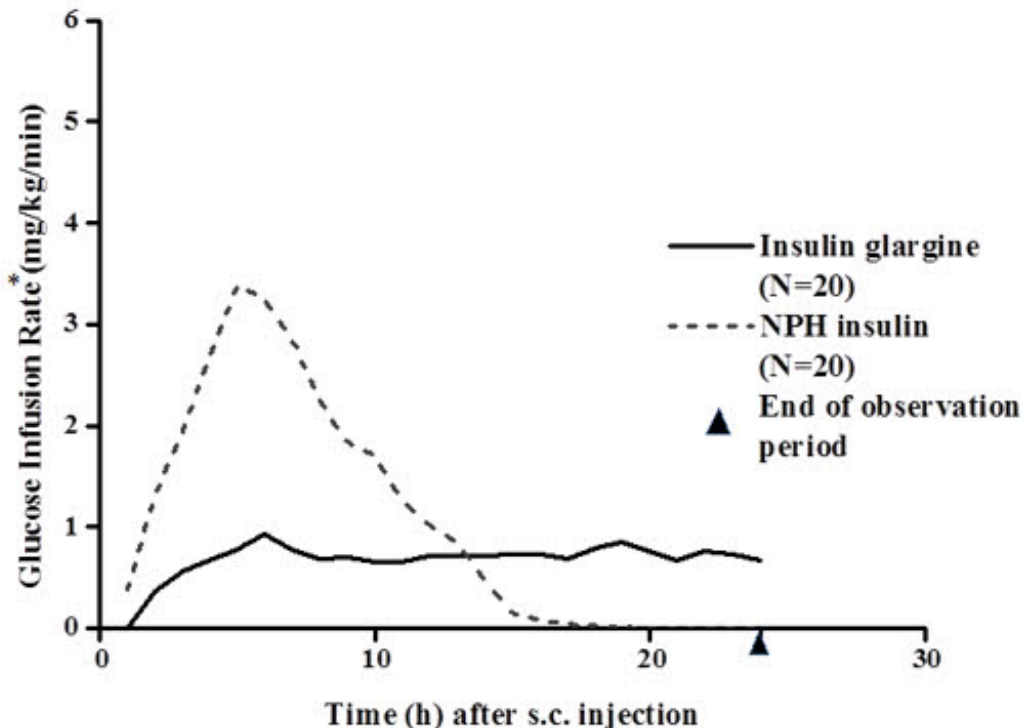
### 12.1 Mechanism of Action

The primary activity of insulin, including insulin glargine, is regulation of glucose metabolism. Insulin and its analogs lower blood glucose by stimulating peripheral glucose uptake, especially by skeletal muscle and fat, and by inhibiting hepatic glucose production. Insulin inhibits lipolysis and proteolysis, and enhances protein synthesis.

### 12.2 Pharmacodynamics

In clinical studies, the glucose-lowering effect on a molar basis (i.e., when given at the same doses) of intravenous insulin glargine is approximately the same as that for human insulin. Figure 1 shows results from a study in patients with type 1 diabetes conducted for a maximum of 24 hours after the injection. The median time between injection and the end of pharmacological effect was 14.5 hours (range: 9.5 to 19.3 hours) for NPH insulin, and 24 hours (range: 10.8 to >24.0 hours) (24 hours was the end of the observation period) for insulin glargine.

**Figure 1: Activity Profile in Patients with Type 1 Diabetes**



\* Determined as amount of glucose infused to maintain constant plasma glucose levels

The duration of action after abdominal, deltoid, or thigh subcutaneous administration was similar. The time course of action of insulins, including Insulin glargine, may vary between individuals and within the same individual.

### **12.3 Pharmacokinetics**

#### Absorption and Bioavailability

After subcutaneous injection of Insulin glargine in healthy subjects and in patients with diabetes, the insulin serum concentrations indicated a slower, more prolonged absorption and a relatively constant concentration/time profile over 24 hours with no pronounced peak in comparison to NPH insulin.

#### Metabolism and Elimination

A metabolism study in humans indicates that insulin glargine is partly metabolized at the carboxyl terminus of the B chain in the subcutaneous depot to form two active metabolites with in vitro activity similar to that of human insulin, M1 (21<sup>A</sup>-Gly-insulin) and M2 (21<sup>A</sup>-Gly-des-30<sup>B</sup>-Thr-insulin). Unchanged drug and these degradation products are also present in the circulation.

#### Special Populations

##### Age, race, and gender

Effect of age, race, and gender on the pharmacokinetics of Insulin glargine has not been evaluated. However, in controlled clinical trials in adults (n=3890) and a controlled clinical trial in pediatric patients (n=349), subgroup analyses based on age, race, and gender did not show differences in safety and efficacy between Insulin glargine and NPH insulin



[see *Clinical Studies (14)*].

## Obesity

Effect of Body Mass Index (BMI) on the pharmacokinetics of Insulin glargine has not been evaluated.

## 13 NONCLINICAL TOXICOLOGY

### 13.1 Carcinogenesis, Mutagenesis, Impairment of Fertility

In mice and rats, standard two-year carcinogenicity studies with insulin glargine were performed at doses up to 0.455 mg/kg, which was for the rat approximately 65 times the recommended human subcutaneous starting dose of 0.2 units/kg/day (0.007 mg/kg/day) on a mg/kg basis. Histiocytomas were found at injection sites in male rats and mice in acid vehicle containing groups and are considered a response to chronic tissue irritation and inflammation in rodents. These tumors were not found in female animals, in saline control, or insulin comparator groups using a different vehicle.

Insulin glargine was not mutagenic in tests for detection of gene mutations in bacteria and mammalian cells (Ames and HGPRT-test) and in tests for detection of chromosomal aberrations (cytogenetics in vitro in V79 cells and in vivo in Chinese hamsters).

In a combined fertility and prenatal and postnatal study in male and female rats at subcutaneous doses up to 0.36 mg/kg/day, which was approximately 50 times the recommended human subcutaneous starting dose of 0.2 units/kg/day (0.007 mg/kg/day) maternal toxicity due to dose-dependent hypoglycemia, including some deaths, was observed. Consequently, a reduction of the rearing rate occurred in the high-dose group only. Similar effects were observed with NPH insulin.

## 14 CLINICAL STUDIES

### 14.1 Overview of Clinical Studies

The safety and effectiveness of Insulin glargine given once-daily at bedtime was compared to that of once-daily and twice-daily NPH insulin in open-label, randomized, active-controlled, parallel studies of 2,327 adult patients and 349 pediatric patients with type 1 diabetes mellitus and 1,563 adult patients with type 2 diabetes mellitus (see Tables 9-11). In general, the reduction in glycated hemoglobin (HbA1c) with Insulin glargine was similar to that with NPH insulin.

### 14.2 Clinical Studies in Adult and Pediatric Patients with Type 1 Diabetes

In two clinical studies (Studies A and B), patients with type 1 diabetes (Study A n=585, Study B n=534) were randomized to 28 weeks of basal-bolus treatment with Insulin glargine or NPH insulin. Regular human insulin was administered before each meal. Insulin glargine was administered at bedtime. NPH insulin was administered either as once daily at bedtime or in the morning and at bedtime when used twice daily.

In Study A, the average age was 39.2 years. The majority of patients were White (99%) and 55.7% were male. The mean BMI was approximately 24.9 kg/m<sup>2</sup>. The mean duration of diabetes was 15.5 years.

In Study B, the average age was 38.5 years. The majority of patients were White (95.3%) and 50.6% were male. The mean BMI was approximately 25.8 kg/m<sup>2</sup>. The mean duration of diabetes was 17.4 years.

In another clinical study (Study C), patients with type 1 diabetes (n=619) were randomized to 16 weeks of basal-bolus treatment with Insulin glargine or NPH insulin. Insulin lispro was used before each meal. Insulin glargine was administered once daily at bedtime and NPH insulin was administered once or twice daily. The average age was 39.2 years. The majority of patients were White (96.9%) and 50.6% were male. The mean BMI was approximately 25.6 kg/m<sup>2</sup>. The mean duration of diabetes was 18.5 years.

In these 3 studies, Insulin glargine and NPH insulin had similar effects on HbA1c (Table 9) with a similar overall rate of severe symptomatic hypoglycemia [see Adverse Reactions (6.1)].

**Table 9: Type 1 Diabetes Mellitus - Adult**

Treatment duration Treatment in combination with	Study A 28 weeks		Study B 28 weeks		Study C 16 weeks	
	Regular insulin		Regular insulin		Insulin lispro	
	Insulin glargine	NPH	Insulin glargine	NPH	Insulin glargine	NPH
Number of subjects treated	292	293	264	270	310	309
<b>HbA1c</b>						
Baseline HbA1c	8.0	8.0	7.7	7.7	7.6	7.7
Adjusted mean change at trial end	+0.2	+0.1	-0.2	-0.2	-0.1	-0.1
Treatment Difference (95% CI)	+0.1 (0.0; +0.2)		+0.1 (-0.1; +0.2)		0.0 (-0.1; +0.1)	
<b>Basal insulin dose</b>						
Baseline mean	21	23	29	29	28	28
Mean change from baseline	-2	0	-4	+2	-5	+1
<b>Total insulin dose</b>						
Baseline mean	48	52	50	51	50	50
Mean change from baseline	-1	0	0	+4	-3	0
<b>Fasting blood glucose (mg/dL)</b>						
Baseline mean	167	166	166	175	175	173
Adj. mean change from baseline	-21	-16	-20	-17	-29	-12
<b>Body weight (kg)</b>						
Baseline mean	73.2	74.8	75.5	75.0	74.8	75.6
Mean change from baseline	0.1	-0.0	0.7	1.0	0.1	0.5

## Type 1 Diabetes – Pediatric (see Table 10)

In a randomized, controlled clinical study (Study D), pediatric patients (age range 6 to 15 years) with type 1 diabetes (n=349) were treated for 28 weeks with a basal-bolus insulin regimen where regular human insulin was used before each meal. Insulin glargine was administered once daily at bedtime and NPH insulin was administered once or twice daily. The average age was 11.7 years. The majority of patients were White (96.8%) and 51.9% were male. The mean BMI was approximately 18.9 kg/m<sup>2</sup>. The mean duration of diabetes was 4.8 years. Similar effects on HbA1c (Table 10) were observed in both treatment groups [see Adverse Reactions (6.1)].

**Table 10: Type 1 Diabetes Mellitus – Pediatric**

<b>Treatment duration Treatment in combination with</b>	<b>Study D 28 weeks Regular insulin</b>	
	<b>Insulin glargine + Regular Insulin</b>	<b>NPH + Regular Insulin</b>
Number of subjects treated	174	175
<b>HbA1c</b>		
Baseline mean	8.5	8.8
Change from baseline (adjusted mean)	+0.3	+0.3
Difference from NPH (adjusted mean)	0.0	
(95% CI )	(-0.2; +0.3)	
<b>Basal insulin dose</b>		
Baseline mean	19	19
Mean change from baseline	-1	+2
<b>Total insulin dose</b>		
Baseline mean	43	43
Mean change from baseline	+2	+3
<b>Fasting blood glucose (mg/dL)</b>		
Baseline mean	194	191
Mean change from baseline	-23	-12
<b>Body weight (kg)</b>		
Baseline mean	45.5	44.6
Mean change from baseline	2.2	2.5

### **14.3 Clinical Studies in Adults with Type 2 Diabetes**

In a randomized, controlled clinical study (Study E) (n=570), Insulin glargine was

evaluated for 52 weeks in combination with oral antidiabetic medications (a sulfonylurea, metformin, acarbose, or combinations of these drugs). The average age was 59.5 years. The majority of patients were White (92.8%) and 53.7% were male. The mean BMI was approximately 29.1 kg/m<sup>2</sup>. The mean duration of diabetes was 10.3 years. Insulin glargine administered once daily at bedtime was as effective as NPH insulin administered once daily at bedtime in reducing HbA1c and fasting glucose (Table 11). The rate of severe symptomatic hypoglycemia was similar in Insulin glargine and NPH insulin treated patients [see Adverse Reactions (6.1)].

In a randomized, controlled clinical study (Study F), in patients with type 2 diabetes not using oral antidiabetic medications (n=518), a basal-bolus regimen of Insulin glargine once daily at bedtime or NPH insulin administered once or twice daily was evaluated for 28 weeks. Regular human insulin was used before meals, as needed. The average age was 59.3 years. The majority of patients were White (80.7%) and 60% were male. The mean BMI was approximately 30.5 kg/m<sup>2</sup>. The mean duration of diabetes was 13.7 years. Insulin glargine had similar effectiveness as either once- or twice-daily NPH insulin in reducing HbA1c and fasting glucose (Table 11) with a similar incidence of hypoglycemia [see Adverse Reactions (6.1)].

In a randomized, controlled clinical study (Study G), patients with type 2 diabetes were randomized to 5 years of treatment with once-daily Insulin glargine or twice-daily NPH insulin. For patients not previously treated with insulin, the starting dose of Insulin glargine or NPH insulin was 10 units daily. Patients who were already treated with NPH insulin either continued on the same total daily NPH insulin dose or started Insulin glargine at a dose that was 80% of the total previous NPH insulin dose. The primary endpoint for this study was a comparison of the progression of diabetic retinopathy by 3 or more steps on the Early Treatment Diabetic Retinopathy Study (ETDRS) scale. HbA1c change from baseline was a secondary endpoint. Similar glycemic control in the 2 treatment groups was desired in order to not confound the interpretation of the retinal data. Patients or study personnel used an algorithm to adjust the Insulin glargine and NPH insulin doses to a target fasting plasma glucose ≤100 mg/dL. After the Insulin glargine or NPH insulin dose was adjusted, other antidiabetic agents, including premeal insulin were to be adjusted or added. The average age was 55.1 years. The majority of patients were White (85.3%) and 53.9% were male. The mean BMI was approximately 34.3 kg/m<sup>2</sup>. The mean duration of diabetes was 10.8 years. The Insulin glargine group had a smaller mean reduction from baseline in HbA1c compared to the NPH insulin group, which may be explained by the lower daily basal insulin doses in the Insulin glargine group (Table 11). The incidences of severe symptomatic hypoglycemia were similar between groups [see Adverse Reactions (6.1)].

**Table 11: Type 2 Diabetes Mellitus - Adult**

Treatment duration Treatment in combination with	Study E 52 weeks		Study F 28 weeks		Study G 5 years	
	Oral agents		Regular insulin		Regular insulin	
	Insulin glargine	NPH	Insulin glargine	NPH	Insulin glargine	NPH
Number of subjects treated	289	281	259	259	513	504

<b>HbA1c</b>						
Baseline mean	9.0	8.9	8.6	8.5	8.4	8.3
Adjusted mean change from baseline	-0.5	-0.4	-0.4	-0.6	-0.6	-0.8
Insulin glargine - NPH	-0.1		+0.2		+0.2	
95% CI for Treatment difference	(-0.3; +0.1)		(0.0; +0.4)		( +0.1; +0.4)	
<b>Basal insulin dose*</b>						
Baseline mean	14	15	44.1	45.5	39	44
Mean change from baseline	+12	+9	-1	+7	+23	+30
<b>Total insulin dose*</b>						
Baseline mean	14	15	64	67	48	53
Mean change from baseline	+12	+9	+10	+13	+41	+40
<b>Fasting blood glucose (mg/dL)</b>						
Baseline mean	179	180	164	166	190	180
Adj. mean change from baseline	-49	-46	-24	-22	-45	-44
<b>Body weight (kg)</b>						
Baseline mean	83.5	82.1	89.6	90.7	100	99
Adj. mean change from baseline	2.0	1.9	0.4	1.4	3.7	4.8

\* In Study G, the baseline dose of basal or total insulin was the first available on-treatment dose prescribed during the study (on visit month 1.5).

### Insulin Glargine Timing of Daily Dosing (see Table 12)

The safety and efficacy of Insulin glargine administered pre-breakfast, pre-dinner, or at bedtime were evaluated in a randomized, controlled clinical study in patients with type 1 diabetes (Study H, n=378). Patients were also treated with insulin lispro at mealtime. The average age was 40.9 years. All patients were White (100%) and 53.7% were male. The mean BMI was approximately 25.3 kg/m<sup>2</sup>. The mean duration of diabetes was 17.3 years. Insulin glargine administered at different times of the day resulted in similar reductions in HbA1c compared to that with bedtime administration (see Table 12). In these patients, data are available from 8-point home glucose monitoring. The maximum mean blood glucose was observed just prior to injection of Insulin glargine regardless of time of administration.

In this study, 5% of patients in the Insulin glargine-breakfast arm discontinued treatment because of lack of efficacy. No patients in the other two arms discontinued for this reason. The safety and efficacy of Insulin glargine administered pre-breakfast or at bedtime were also evaluated in a randomized, active-controlled clinical study (Study I, n=697) in patients with type 2 diabetes not adequately controlled on oral antidiabetic therapy. All patients in this study also received glimepiride 3 mg daily. The average age was 60.8 years. The majority of patients were White (96.6%) and 53.7% were male. The mean BMI was approximately 28.7 kg/m<sup>2</sup>. The mean duration of diabetes was 10.1 years. Insulin glargine given before breakfast was at least as effective in lowering HbA1c as Insulin glargine given at bedtime or NPH insulin given at bedtime (see Table 12).

**Table 12: Insulin Glargine Timing of Daily Dosing in Type 1 (Study H) and Type 2 (Study I) Diabetes Mellitus**

Treatment duration Treatment in combination with	Study H 24 weeks Insulin lispro			Study I 24 weeks Glimepiride		
	Insulin glargine Breakfast	Insulin glargine Dinner	Insulin glargine Bedtime	Insulin glargine Breakfast	Insulin glargine Bedtime	NPH Bedtime
	Number of subjects treated*	112	124	128	234	226
<b>HbA1c</b>						
Baseline mean	7.6	7.5	7.6	9.1	9.1	9.1
Mean change from baseline	-0.2	-0.1	0.0	-1.3	-1.0	-0.8
<b>Basal insulin dose (U)</b>						
Baseline mean	22	23	21	19	20	19
Mean change from baseline	5	2	2	11	18	18
<b>Total insulin dose (U)</b>						
Baseline mean	52	52	49	-	-	-
Mean change from baseline	2	3	2	-	-	-
<b>Body weight (kg)</b>						
Baseline mean	77.1	77.8	74.5	80.7	82	81
Mean change from baseline	0.7	0.1	0.4	3.9	3.7	2.9

\* Intent-to-treat

† Not applicable

### Five-Year Trial Evaluating the Progression of Retinopathy

Retinopathy was evaluated in the Insulin glargine clinical studies by analysis of reported retinal adverse events and fundus photography. The numbers of retinal adverse events reported for Insulin glargine and NPH insulin treatment groups were similar for patients with type 1 and type 2 diabetes.

Insulin glargine was compared to NPH insulin in a 5-year randomized clinical trial that evaluated the progression of retinopathy as assessed with fundus photography using a grading protocol derived from the Early Treatment Diabetic Retinopathy Scale (ETDRS). Patients had type 2 diabetes (mean age 55 years) with no (86%) or mild (14%) retinopathy at baseline. Mean baseline HbA1c was 8.4%. The primary outcome was progression by 3 or more steps on the ETDRS scale at study endpoint. Patients with prespecified postbaseline eye procedures (pan-retinal photocoagulation for proliferative or severe nonproliferative diabetic retinopathy, local photocoagulation for new vessels, and vitrectomy for diabetic retinopathy) were also considered as 3-step progressors

regardless of actual change in ETDRS score from baseline. Retinopathy graders were blinded to treatment group assignment. The results for the primary endpoint are shown in Table 13 for both the per-protocol and intent-to-treat populations, and indicate similarity of Insulin glargine to NPH in the progression of diabetic retinopathy as assessed by this outcome.

**Table 13: Number (%) of Patients with 3 or More Step Progression on ETDRS Scale at Endpoint**

	<b>Insulin glargine (%)</b>	<b>NPH (%)</b>	<b>Difference<sup>*,†</sup> (SE)</b>	<b>95% CI for difference</b>
<b>Per-protocol</b>	53/374 (14.2%)	57/363 (15.7%)	-2.0% (2.6%)	-7.0% to +3.1%
<b>Intent-to-Treat</b>	63/502 (12.5%)	71/487 (14.6%)	-2.1% (2.1%)	-6.3% to +2.1%

\* Difference = Insulin glargine - NPH

† Using a generalized linear model (SAS GENMOD) with treatment and baseline HbA1c strata (cutoff 9.0%) as the classified independent variables, and with binomial distribution and identity link function

### The Origin Study

The Outcome Reduction with Initial Glargine Intervention trial (i.e., ORIGIN) was an open-label, randomized, 2-by-2, factorial design study. One intervention in ORIGIN compared the effect of Insulin glargine to standard care on major adverse cardiovascular outcomes in 12,537 participants  $\geq 50$  years of age with abnormal glucose levels (i.e., impaired fasting glucose [IFG] and/or impaired glucose tolerance [IGT]) or early type 2 diabetes mellitus and established cardiovascular (i.e., CV) disease or CV risk factors at baseline.

The objective of the trial was to demonstrate that Insulin glargine use could significantly lower the risk of major cardiovascular outcomes compared to standard care. Two coprimary composite cardiovascular endpoints were used in ORIGIN. The first coprimary endpoint was the time to first occurrence of a major adverse cardiovascular event defined as the composite of CV death, nonfatal myocardial infarction, and nonfatal stroke. The second coprimary endpoint was the time to the first occurrence of CV death or nonfatal myocardial infarction or nonfatal stroke or revascularization procedure or hospitalization for heart failure.

Participants were randomized to either Insulin glargine (N=6264) titrated to a goal fasting plasma glucose of  $\leq 95$  mg/dL or to standard care (N=6273). Anthropometric and disease characteristics were balanced at baseline. The mean age was 64 years and 8% of participants were 75 years of age or older. The majority of participants were male (65%). Fifty nine percent were Caucasian, 25% were Latin, 10% were Asian and 3% were Black. The median baseline BMI was 29 kg/m<sup>2</sup>. Approximately 12% of participants had abnormal glucose levels (IGT and/or IFG) at baseline and 88% had type 2 diabetes. For patients with type 2 diabetes, 59% were treated with a single oral antidiabetic drug, 23% had known diabetes but were on no antidiabetic drug and 6% were newly diagnosed during the screening procedure. The mean HbA1c (SD) at baseline was 6.5% (1.0). Fifty-nine percent of participants had had a prior cardiovascular event and 39% had documented coronary artery disease or other cardiovascular risk factors.

Vital status was available for 99.9% and 99.8% of participants randomized to Insulin

glargine and standard care respectively at end of trial. The median duration of follow-up was 6.2 years (range: 8 days to 7.9 years). The mean HbA1c (SD) at the end of the trial was 6.5% (1.1) and 6.8% (1.2) in the Insulin glargine and standard care group respectively. The median dose of Insulin glargine at end of trial was 0.45 U/kg. Eighty-one percent of patients randomized to Insulin glargine were using Insulin glargine at end of the study. The mean change in body weight from baseline to the last treatment visit was 2.2 kg greater in the Insulin glargine group than in the standard care group.

Overall, the incidence of major adverse cardiovascular outcomes was similar between groups (see Table 14). All-cause mortality was also similar between groups.

**Table 14: Cardiovascular Outcomes in ORIGIN - Time to First Event Analyses**

	<b>Insulin glargine N=6264</b>	<b>Standard Care N=6273</b>	<b>Insulin glargine vs Standard Care</b>
	<b>n (Events per 100 PY)</b>	<b>n (Events per 100 PY)</b>	<b>Hazard Ratio (95% CI)</b>
<b>Coprimary endpoints</b>			
CV death, nonfatal myocardial infarction, or nonfatal stroke	1041 (2.9)	1013 (2.9)	1.02 (0.94, 1.11)
CV death, nonfatal myocardial infarction, nonfatal stroke, hospitalization for heart failure or revascularization procedure	1792 (5.5)	1727 (5.3)	1.04 (0.97, 1.11)
<b>Components of coprimary endpoints</b>			
CV death	580	576	1.00 (0.89, 1.13)
Myocardial Infarction (fatal or nonfatal)	336	326	1.03 (0.88, 1.19)
Stroke (fatal or nonfatal)	331	319	1.03 (0.89, 1.21)
Revascularizations	908	860	1.06 (0.96, 1.16)
Hospitalization for heart failure	310	343	0.90 (0.77, 1.05)

In the ORIGIN trial, the overall incidence of cancer (all types combined) or death from cancer (Table 15) was similar between treatment groups.

**Table 15: Cancer Outcomes in ORIGIN - Time to First Event Analyses**



	<b>Insulin glargine N=6264</b>	<b>Standard Care N=6273</b>	<b>Insulin glargine vs Standard Care</b>
	<b>n (Events per 100 PY)</b>	<b>n (Events per 100 PY)</b>	<b>Hazard Ratio (95% CI)</b>
<b>Cancer endpoints</b>			
Any cancer event (new or recurrent)	559 (1.56)	561 (1.56)	0.99 (0.88, 1.11)
New cancer events	524 (1.46)	535 (1.49)	0.96 (0.85, 1.09)
Death due to Cancer	189 (0.51)	201 (0.54)	0.94 (0.77, 1.15)

## 16 HOW SUPPLIED/STORAGE AND HANDLING

### 16.1 How Supplied

Insulin glargine injection is supplied as a clear solution containing 100 units per mL (U-100) available in:

<b>Insulin glargine injection</b>	<b>Total volume</b>	<b>Concentration</b>	<b>Total units available in presentation</b>	<b>NDC number</b>	<b>Package size</b>
Multiple-dose vial	10 mL	100 units/mL	1,000 units	0955-1729-01	1 vial per carton
SoloStar single-patient-use prefilled pen	3 mL	100 units/mL	300 units	0955-1728-05	5 pens per carton

The insulin glargine SoloStar prefilled pen dials in 1-unit increments.

Needles are not included in the packs.

BD Ultra-Fine® needles<sup>1</sup> to be used in conjunction with SoloStar prefilled pens are sold separately and are manufactured by BD.

<sup>1</sup> Other brands listed are the trademarks of their respective owners and are not trademarks of sanofi-aventis U.S. LLC

### 16.2 Storage

Dispense in the original sealed carton with the enclosed Instructions for Use.

Insulin glargine should not be stored in the freezer and should not be allowed to freeze.

Discard Insulin glargine if it has been frozen. Protect Insulin glargine from direct heat and light.

Storage conditions are summarized in the following table.

	<b>Not in-use (unopened) Refrigerated</b>  <b>(36°F-46°F [2°C-8°C])</b>	<b>Not in-use (unopened) Room Temperature</b>  <b>(below 86°F [30°C])</b>	<b>In-use (opened)</b>  <b>(see temperature below)</b>
10 mL multiple-dose vial	Until expiration date	28 days	28 days Refrigerated or room temperature
3 mL single-patient-use SoloStar prefilled pen	Until expiration date	28 days	28 days Room temperature only (Do not refrigerate)

## **17 PATIENT COUNSELING INFORMATION**

Advise the patient to read the FDA-approved patient labeling (Patient Information and Instructions for Use).

### Never Share an Insulin Glargine SoloStar Prefilled Pen or Syringe Between Patients

Advise patients that they must never share an Insulin glargine SoloStar prefilled pen with another person, even if the needle is changed. Advise patients using Insulin glargine vials not to re-use or share needles or syringes with another person. Sharing carries a risk for transmission of blood-borne pathogens [see *Warnings and Precautions (5.1)*].

### Hyperglycemia or Hypoglycemia

Inform patients that hypoglycemia is the most common adverse reaction with insulin. Inform patients of the symptoms of hypoglycemia. Inform patients that the ability to concentrate and react may be impaired as a result of hypoglycemia. This may present a risk in situations where these abilities are especially important, such as driving or operating other machinery. Advise patients who have frequent hypoglycemia or reduced or absent warning signs of hypoglycemia to use caution when driving or operating machinery [see *Warnings and Precautions (5.3)*].

Advise patients that changes in insulin regimen can predispose to hyperglycemia or hypoglycemia and that changes in insulin regimen should be made under close medical supervision [see *Warnings and Precautions (5.2)*].

### Medications Errors

Instruct patients to always check the insulin label before each injection [see *Warnings and Precautions (5.4)*].

## Administration

Advise patients that Insulin glargine must NOT be diluted or mixed with any other insulin or solution and that Insulin glargine must only be used if the solution is clear and colorless with no particles visible [see *Dosage and Administration (2)*].

Winthrop U.S.,  
a business of sanofi-aventis U.S. LLC  
Bridgewater, NJ 08807  
A SANOFI COMPANY

©2021 sanofi-aventis U.S. LLC

TOUJEO and SoloStar are registered trademarks of sanofi-aventis U.S. LLC.

<b>Patient Information</b> <b>Insulin glargine (IN-su-lin-GLAR-gine)</b> <b>(insulin glargine injection) for subcutaneous use, 100 Units/mL (U-100)</b>
<p><b>Do not share your syringes with other people, even if the needle has been changed. You may give other people a serious infection, or get a serious infection from them.</b></p> <p><b>What is Insulin glargine?</b></p> <p>Insulin glargine is a long-acting man-made-insulin used to control high blood sugar in adults with diabetes mellitus.</p> <ul style="list-style-type: none"><li>• Insulin glargine is not for use to treat diabetic ketoacidosis.</li><li>• It is not known if Insulin glargine is safe and effective in children less than 6 years of age with type 1 diabetes.</li><li>• It is not known if Insulin glargine is safe and effective in children with type 2 diabetes.</li></ul>
<p><b>Who should not use Insulin glargine?</b></p> <p><b>Do not use Insulin glargine if you:</b></p> <ul style="list-style-type: none"><li>• are having an episode of low blood sugar (hypoglycemia).</li><li>• have an allergy to insulin glargine or any of the ingredients in Insulin glargine. See the end of this Patient Information leaflet for a complete list of ingredients in Insulin glargine.</li></ul>
<p><b>What should I tell my healthcare provider before using Insulin glargine?</b></p> <p><b>Before using Insulin glargine, tell your healthcare provider about all your medical conditions including if you:</b></p> <ul style="list-style-type: none"><li>• have liver or kidney problems.</li><li>• take other medicines, especially ones called TZDs (thiazolidinediones).</li><li>• have heart failure or other heart problems. If you have heart failure, it may get worse while you take TZDs with Insulin glargine.</li><li>• are pregnant, planning to become pregnant, or are breastfeeding. It is not known if Insulin glargine may harm your unborn baby or breastfeeding baby.</li></ul> <p>Tell your healthcare provider about all the medicines you take including prescription and over-the-counter medicines, vitamins, and herbal supplements.</p> <p><b>Before you start using Insulin glargine, talk to your healthcare provider about low blood sugar and how to manage it.</b></p>

## How should I use Insulin glargine?

- Read the detailed **Instructions for Use** that come with your Insulin glargine insulin.
- Use Insulin glargine exactly as your healthcare provider tells you to. Your healthcare provider should tell you how much Insulin glargine to use and when to use it.
- Know the amount of Insulin glargine you use. **Do not** change the amount of Insulin glargine you use unless your healthcare provider tells you to.
- Check your insulin label each time you give your injection to make sure you are using the correct insulin.
- **Do not** re-use needles. Always use a new needle for each injection. Re-use of needles increases your risk of having blocked needles, which may cause you to get the wrong dose of Insulin glargine. Using a new needle for each injection lowers your risk of getting an infection.
- You may take Insulin glargine at any time during the day but you must take it at the same time every day.
- Only use Insulin glargine that is clear and colorless. If your Insulin glargine is cloudy or slightly colored, return it to your pharmacy for a replacement.
- Insulin glargine is injected under the skin (subcutaneously) of your upper legs (thighs), upper arms, or stomach area (abdomen).
- Do not use Insulin glargine in an insulin pump or inject Insulin glargine into your vein (intravenously).
- **Change (rotate) injection sites within the area you chose with each dose** to reduce your risk of getting lipodystrophy (pits in skin or thickened skin) and localized cutaneous amyloidosis (skin with lumps) at the injection sites.
  - **Do not** use the exact same spot for each injection.
  - **Do not** inject where the skin has pits, is thickened, or has lumps.
  - **Do not** inject where the skin is tender, bruised, scaly or hard, or into scars or damaged skin.
- **Do not** mix Insulin glargine with any other type of insulin or liquid medicine.
- **Check your blood sugar levels.** Ask your healthcare provider what your blood sugar should be and when you should check your blood sugar levels.

## Keep Insulin glargine and all medicines out of the reach of children.

### Your dose of Insulin glargine may need to change because of:

- a change in level of physical activity or exercise, weight gain or loss, increased stress, illness, change in diet, or because of the medicines you take.

## What should I avoid while using Insulin glargine?

### While using Insulin glargine do not:

- drive or operate heavy machinery, until you know how Insulin glargine affects you.
- drink alcohol or use over-the-counter medicines that contain alcohol.

## What are the possible side effects of Insulin glargine and other insulins?

### Insulin glargine may cause serious side effects that can lead to death, including:

- **low blood sugar (hypoglycemia).** Signs and symptoms that may indicate low blood sugar include:
  - dizziness or light-headedness, sweating, confusion, headache, blurred vision, slurred speech, shakiness, fast heartbeat, anxiety, irritability or mood change, hunger.

- **severe allergic reaction (whole body reaction). Get medical help right away if you have any of these signs or symptoms of a severe allergic reaction:**
  - a rash over your whole body, trouble breathing, a fast heartbeat, or sweating.
- **low potassium in your blood (hypokalemia).**
- **Heart failure.** Taking certain diabetes pills called TZDs (thiazolidinediones) with Insulin glargine may cause heart failure in some people. This can happen even if you have never had heart failure or heart problems before. If you already have heart failure it may get worse while you take TZDs with Insulin glargine. Your healthcare provider should monitor you closely while you are taking TZDs with Insulin glargine. Tell your healthcare provider if you have any new or worse symptoms of heart failure including:
  - shortness of breath, swelling of your ankles or feet, sudden weight gain.Treatment with TZDs and Insulin glargine may need to be changed or stopped by your healthcare provider if you have new or worse heart failure.

**Get emergency medical help if you have:**

- trouble breathing; shortness of breath; fast heartbeat; swelling of your face, tongue, or throat; sweating; extreme drowsiness; dizziness; confusion.

**The most common side effects of Insulin glargine include:**

- low blood sugar (hypoglycemia); weight gain; allergic reactions, including reactions at your injection site; skin thickening or pits at the injection site (lipodystrophy).

**These are not all the possible side effects of Insulin glargine.** Call your doctor for medical advice about side effects. You may report side effects to FDA at 1-800-FDA-1088.

**General information about the safe and effective use of Insulin glargine.**

Medicines are sometimes prescribed for purposes other than those listed in a Patient Information leaflet. **Do not** use Insulin glargine for a condition for which it was not prescribed. **Do not** give Insulin glargine to other people, even if they have the same symptoms that you have. It may harm them.

This Patient Information leaflet summarizes the most important information about Insulin glargine. If you would like more information, talk with your healthcare provider. You can ask your pharmacist or healthcare provider for information about Insulin glargine that is written for healthcare professionals. For more information, go to [www.winthropus.com](http://www.winthropus.com) or call 1-800-633-1610.

**What are the ingredients in Insulin glargine?**

- **Active ingredient:** insulin glargine
- **10 mL vial inactive ingredients:** zinc, m-cresol, glycerol, polysorbate, and water for injection

Manufactured by: Winthrop U.S., a business of sanofi-aventis U.S. LLC, Bridgewater, NJ 08807

This Patient Information has been approved by the U.S. Food and Drug Administration

Revised:  
December 2020

**Instructions for Use**

**Insulin glargine (IN-su-lin-GLAR-gine)  
injection for subcutaneous use  
10 mL Vial (100 Units/mL, U-100)**

Read the Instructions for Use before you start taking Insulin glargine and each time you get a new Insulin glargine vial. There may be new information. This information does not take the place of talking to your healthcare provider about your medical condition or your treatment.

**Do not share your Insulin glargine syringes with other people even if the needle has been changed. You may give other people a serious infection, or get a serious infection from them.**

**Supplies needed to give your injection:**

- an Insulin glargine 10 mL vial
- a U-100 insulin syringe and needle
- 2 alcohol swabs
- 1 sharps container for throwing away used needles and syringes. See "**Disposing of used needles and syringes**" at the end of these instructions.

**Preparing your Insulin glargine dose:**

- Wash your hands with soap and water or with alcohol.
- Check the Insulin glargine label to make sure you are taking the right type of insulin. This is especially important if you use more than 1 type of insulin.
- Check the insulin to make sure it is clear and colorless. **Do not** use Insulin glargine if it is colored or cloudy, or if you see particles in the solution.
- **Do not** use Insulin glargine after the expiration date stamped on the label or 28 days after you first use it.
- **Always use a syringe that is marked for U-100 insulin.** If you use a syringe other than a U-100 insulin syringe, you may get the wrong dose of insulin.
- **Always use a new syringe or needle for each injection. Do not re-use or share your syringes or needles with other people. You may give other people a serious infection or get a serious infection from them.**

**Step 1:**

If you are using a new vial, remove the protective cap. **Do not** remove the stopper.



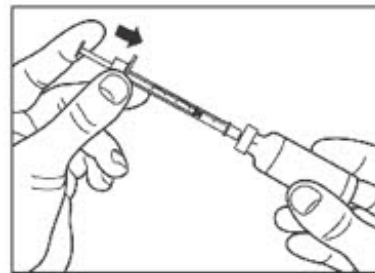
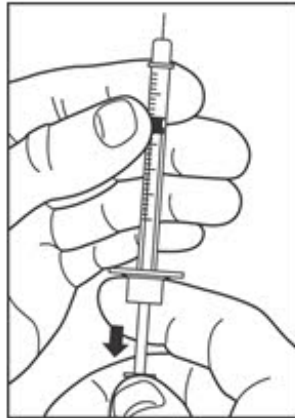
**Step 2:**

Wipe the top of the vial with an alcohol swab. You do not have to shake the vial of Insulin glargine before use.



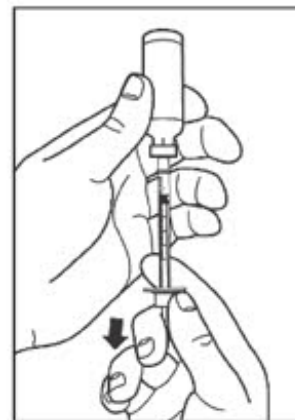
### Step 3:

Draw air into the syringe equal to your insulin dose. Put the needle through the rubber top of the vial and push the plunger to inject the air into the vial.



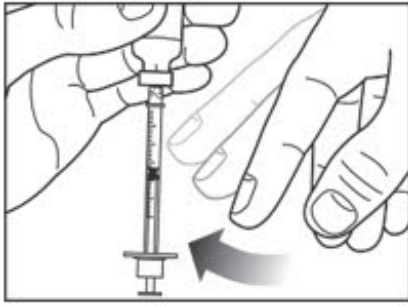
### Step 4:

Leave the syringe in the vial and turn both upside down. Hold the syringe and vial firmly in one hand. Make sure the tip of the needle is in the insulin. With your free hand, pull the plunger to withdraw the correct dose into the syringe.



### Step 5:

Before you take the needle out of the vial, check the syringe for air bubbles. If bubbles are in the syringe, hold the syringe straight up and tap the side of the syringe until the bubbles float to the top. Push the bubbles out with the plunger and draw insulin back in until you have the correct dose.



### Step 6:

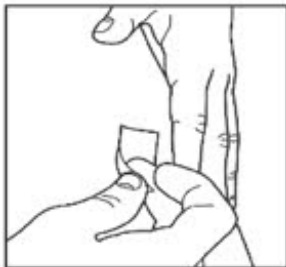
Remove the needle from the vial. Do not let the needle touch anything. You are now ready to inject.

### Giving your Insulin glargine injection:

- Inject your insulin exactly as your healthcare provider has shown you.
- Inject your insulin under the skin (subcutaneously) of your upper legs (thighs), upper arms, or stomach area (abdomen).
- **Change (rotate) your injection sites within the area you choose for each dose** to reduce your risk of getting lipodystrophy (pits in the skin or thickened skin) and localized cutaneous amyloidosis (skin with lumps) at the injection sites.
- Do not inject where the skin has pits, is thickened, or has lumps.
- Do not inject where the skin is tender, bruised, scaly or hard, or into scars or damaged skin.

### Step 7:

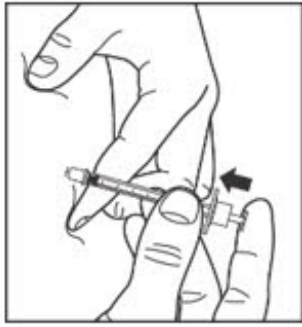
Choosing your injection site: Insulin glargine is injected under the skin (subcutaneously) of your upper arm, thigh, or stomach area (abdomen). Wipe the skin with an alcohol swab to clean the injection site. Let the injection site dry before you inject your dose.



### Step 8:

- Pinch the skin.
- Insert the needle in the way your healthcare provider showed you.
- Release the skin.
- Slowly push in the plunger of the syringe all the way, making sure you have injected all the insulin.
- Leave the needle in the skin for about **10** seconds.





### Step 9:

- Pull the needle straight out of your skin.
- Gently press the injection site for several seconds. **Do not** rub the area.
- **Do not** recap the used needle. Recapping the needle can lead to a needle stick injury.

### Disposing of used needles and syringes:

- Put your used needles and syringes in a FDA-cleared sharps disposal container right away after use. **Do not** throw away (dispose of) loose needles and syringes in your household trash.
- If you do not have a FDA-cleared sharps container, you may use a household container that is:
  - made of a heavy-duty plastic,
  - can be closed with a tight-fitting, puncture-resistant lid, without sharps being able to come out,
  - upright and stable during use,
  - leak resistant, and
  - properly labeled to warn of hazardous waste inside the container.
- When your sharps disposal container is almost full, you will need to follow your community guidelines for the right way to dispose of your sharps disposal container. There may be state or local laws about how you should throw away used needles and syringes. For more information about safe sharps disposal, and for specific information about sharps disposal in the state that you live in, go to the FDA's website at: <http://www.fda.gov/safesharpsdisposal>.
- **Do not** dispose of your used sharps disposal container in your household trash unless your community guidelines permit this. **Do not** recycle your used sharps disposal container.

### How should I store Insulin glargine?

- Store unused Insulin glargine vials in the refrigerator between 36°F to 46°F (2°C to 8°C).
- Store in-use (opened) Insulin glargine vials in a refrigerator or at room temperature below 86°F (30°C).
- **Do not** freeze Insulin glargine.
- Keep Insulin glargine out of direct heat and light.
- If a vial has been frozen or overheated, throw it away.
- The Insulin glargine vials you are using should be thrown away after **28** days, even if it still has insulin left in it.

This Instructions for Use has been approved by the U.S. Food and Drug Administration.

Revised: December 2020

Winthrop U.S.,  
a business of sanofi-aventis U.S. LLC  
Bridgewater, NJ 08807  
A SANOFI COMPANY

©2020 sanofi-aventis U.S. LLC

<b>Patient Information</b> <b>Insulin glargine (IN-su-lin-GLAR-gine)</b> <b>(insulin glargine injection) for subcutaneous use, 100 Units/mL (U-100)</b>
<p><b>Do not share your Insulin glargine SoloStar® pen with other people, even if the needle has been changed. You may give other people a serious infection, or get a serious infection from them.</b></p> <p><b>What is Insulin glargine?</b></p> <p>Insulin glargine is a long-acting man-made insulin used to control high blood sugar in adults with diabetes mellitus.</p> <ul style="list-style-type: none"><li>• Insulin glargine is not for use to treat diabetic ketoacidosis.</li><li>• It is not known if Insulin glargine is safe and effective in children less than 6 years of age with type 1 diabetes.</li><li>• It is not known if Insulin glargine is safe and effective in children with type 2 diabetes.</li></ul>
<p><b>Who should not use Insulin glargine?</b></p> <p><b>Do not use Insulin glargine if you:</b></p> <ul style="list-style-type: none"><li>• are having an episode of low blood sugar (hypoglycemia).</li><li>• have an allergy to insulin glargine or any of the ingredients in Insulin glargine. See the end of this Patient Information leaflet for a complete list of ingredients in Insulin glargine.</li></ul>
<p><b>What should I tell my healthcare provider before using Insulin glargine?</b></p> <p><b>Before using Insulin glargine, tell your healthcare provider about all your medical conditions including if you:</b></p> <ul style="list-style-type: none"><li>• have liver or kidney problems.</li><li>• take other medicines, especially ones called TZDs (thiazolidinediones).</li><li>• have heart failure or other heart problems. If you have heart failure, it may get worse while you take TZDs with Insulin glargine.</li><li>• are pregnant, planning to become pregnant, or are breastfeeding. It is not known if Insulin glargine may harm your unborn baby or breastfeeding baby.</li></ul> <p>Tell your healthcare provider about all the medicines you take including prescription and over-the-counter medicines, vitamins, and herbal supplements.</p> <p><b>Before you start using Insulin glargine, talk to your healthcare provider about low blood sugar and how to manage it.</b></p>
<p><b>How should I use Insulin glargine?</b></p> <ul style="list-style-type: none"><li>• Read the detailed <b>Instructions for Use</b> that come with your Insulin glargine SoloStar single-patient-use prefilled pen.</li><li>• Use Insulin glargine exactly as your healthcare provider tells you to. Your healthcare provider should tell you how much Insulin glargine to use and when to use it.</li><li>• Know the amount of Insulin glargine you use. <b>Do not</b> change the amount of Insulin glargine you use unless your healthcare provider tells you to.</li></ul>

- Check your insulin label each time you give your injection to make sure you are using the correct insulin.
- Insulin glargine comes in a SoloStar single-patient-use prefilled pen that you must use to give your Insulin glargine. The dose counter on your pen shows your dose of Insulin glargine. Do not make any dose changes unless your healthcare provider tells you to.
- **Do not** use a syringe to remove Insulin glargine from your SoloStar disposable prefilled pen.
- **Do not** re-use needles. Always use a new needle for each injection. Re-use of needles increases your risk of having blocked needles, which may cause you to get the wrong dose of Insulin glargine. Using a new needle for each injection lowers your risk of getting an infection. If your needle is blocked, follow the instructions in **Step 3** of the **Instructions for Use**.
- You may take Insulin glargine at any time during the day but you must take it at the same time every day.
- Insulin glargine is injected under the skin (subcutaneously) of your upper legs (thighs), upper arms, or stomach area (abdomen).
- Do not use Insulin glargine in an insulin pump or inject Insulin glargine into your vein (intravenously).
- **Change (rotate) your injection sites within area you chose with each dose** to reduce your risk of getting lipodystrophy (pits in skin or thickened skin) and localized cutaneous amyloidosis (skin with lumps) at the injection sites.
  - **Do not** use the exact same spot for each injection.
  - **Do not** inject where the skin has pits, is thickened, or has lumps.
  - **Do not** inject where skin is tender, bruised, scaly or hard, or into scars or damaged skin.
- **Do not** mix Insulin glargine with any other type of insulin or liquid medicine.
- **Check your blood sugar levels.** Ask your healthcare provider what your blood sugar should be and when you should check your blood sugar levels.

**Keep Insulin glargine and all medicines out of the reach of children.**

**Your dose of Insulin glargine may need to change because of:**

- a change in level of physical activity or exercise, weight gain or loss, increased stress, illness, change in diet, or because of the medicines you take.

**What should I avoid while using Insulin glargine?**

**While using Insulin glargine do not:**

- drive or operate heavy machinery, until you know how Insulin glargine affects you.
- drink alcohol or use over-the-counter medicines that contain alcohol.

**What are the possible side effects of Insulin glargine and other insulins? Insulin glargine may cause serious side effects that can lead to death, including:**

- **low blood sugar (hypoglycemia).** Signs and symptoms that may indicate low blood sugar include:
  - dizziness or light-headedness, sweating, confusion, headache, blurred vision, slurred speech, shakiness, fast heartbeat, anxiety, irritability or mood change, hunger.
- **severe allergic reaction (whole body reaction).** Get medical help right

**away if you have any of these signs or symptoms of a severe allergic reaction:**

- a rash over your whole body, trouble breathing, a fast heartbeat, or sweating.
- **low potassium in your blood (hypokalemia).**
- **Heart failure.** Taking certain diabetes pills called TZDs (thiazolidinediones) with Insulin glargine may cause heart failure in some people. This can happen even if you have never had heart failure or heart problems before. If you already have heart failure it may get worse while you take TZDs with Insulin glargine. Your healthcare provider should monitor you closely while you are taking TZDs with Insulin glargine. Tell your healthcare provider if you have any new or worse symptoms of heart failure including:
  - shortness of breath, swelling of your ankles or feet, sudden weight gain.Treatment with TZDs and Insulin glargine may need to be changed or stopped by your healthcare provider if you have new or worse heart failure.

**Get emergency medical help if you have:**

- trouble breathing; shortness of breath; fast heartbeat; swelling of your face, tongue, or throat; sweating; extreme drowsiness; dizziness; confusion.

**The most common side effects of Insulin glargine include:**

- low blood sugar (hypoglycemia); weight gain; allergic reactions, including reactions at your injection site; skin thickening or pits at the injection site (lipodystrophy).

**These are not all the possible side effects of Insulin glargine.** Call your doctor for medical advice about side effects. You may report side effects to FDA at 1-800-FDA-1088.

**General information about the safe and effective use of Insulin glargine.**

Medicines are sometimes prescribed for purposes other than those listed in a Patient Information leaflet. **Do not** use Insulin glargine for a condition for which it was not prescribed. **Do not** give Insulin glargine to other people, even if they have the same symptoms that you have. It may harm them.

This Patient Information leaflet summarizes the most important information about Insulin glargine. If you would like more information, talk with your healthcare provider. You can ask your healthcare provider or pharmacist for information about Insulin glargine that is written for healthcare professionals. For more information about Insulin glargine call 1-800-633-1610 or go to the website [www.winthropus.com](http://www.winthropus.com).

**What are the ingredients in Insulin glargine?**

- **Active ingredient:** insulin glargine
- **3 mL SoloStar prefilled pen inactive ingredients:** zinc, m-cresol, glycerol, and water for injection

Hydrochloric acid and sodium hydroxide may be added to adjust the pH.

Manufactured by: Winthrop U.S., a business of sanofi-aventis U.S., LLC Bridgewater, NJ 08807

This Patient Information has been approved by the U.S. Food and Drug Administration.

Revised:  
December 2020

**Instructions for Use**

## Insulin Glargine® SOLOSTAR® Single-Patient-Use Prefilled Pen

(insulin glargine injection)

Your healthcare professional has decided that SoloStar is right for you. Talk with your healthcare professional about proper injection technique before using SoloStar.

Read these instructions carefully before using your SoloStar. If you are not able to follow all the instructions completely on your own, use SoloStar only if you have help from a person who is able to follow the instructions.

**Do not share your Insulin glargine SoloStar pen with other people, even if the needle has been changed. You may give other people a serious infection, or get a serious infection from them.**

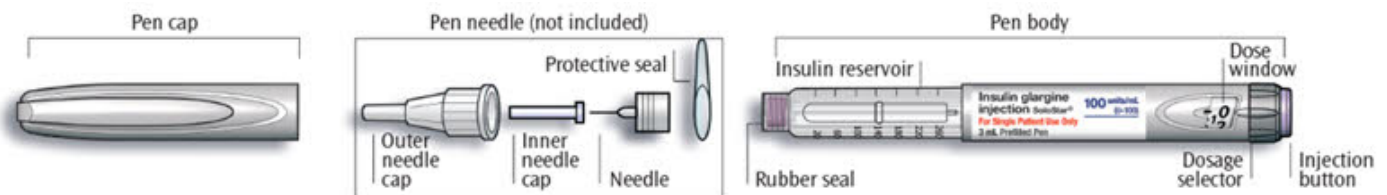
**People who are blind or have vision problems should not use Insulin glargine SoloStar single-patient-use prefilled pen without help from a person trained to use Insulin glargine SoloStar single-patient-use prefilled pen.**

**Follow these instructions completely each time you use SoloStar to ensure that you get an accurate dose. If you do not follow these instructions you may get too much or too little insulin, which may affect your blood glucose.**

SoloStar is a disposable pen for the injection of insulin. Each SoloStar contains in total 300 units of insulin. You can set doses from 1 to 80 units in steps of 1 unit. The pen plunger moves with each dose. The plunger will only move to the end of the cartridge when 300 units of insulin have been given.

Keep this leaflet for future reference.

If you have any questions about SoloStar or about diabetes, ask your healthcare professional, go to [www.winthropus.com](http://www.winthropus.com) or call sanofi-aventis at 1-800-633-1610.



### Important information for use of SoloStar:

- **Do not share your Insulin glargine SoloStar pen with other people, even if the needle has been changed.** You may give other people a serious infection, or get a serious infection from them.
- Do not re-use needles. Always attach a new needle before each use.
- BD Ultra-Fine® needles<sup>2</sup> are compatible with SoloStar. These are sold separately and are manufactured by BD. Contact your healthcare professional for further information.
- Always perform the safety test before each injection.
- Do not select a dose or press the injection button without a needle attached.
- If your injection is given by another person, special caution must be taken by this person to avoid accidental needle injury and transmission of infection.
- Never use SoloStar if it is damaged or if you are not sure that it is working properly.
- Always have a spare SoloStar in case your SoloStar is lost or damaged.
- Change (rotate) your injection sites within the area you choose for each dose (see "**Places to inject**").

## Places to inject

- Inject your insulin exactly as your healthcare provider has shown you.
- Inject your insulin under the skin (subcutaneously) of your upper legs (thighs), upper arms, or stomach area (abdomen).
- Change (rotate) your injection sites within the area you choose for each dose to reduce your risk of getting lipodystrophy (pits in skin or thickened skin) and localized cutaneous amyloidosis (skin with lumps) at the injection sites.
- **Do not** inject where the skin has pits, is thickened, or has lumps.
- **Do not** inject where the skin is tender, bruised, scaly or hard, or into scars or damaged skin.

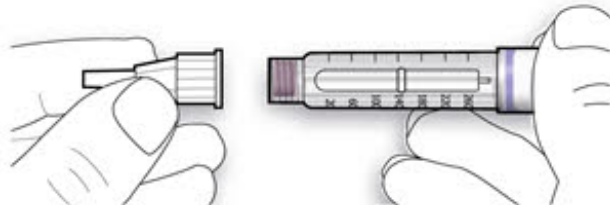
## Step 1. Check the insulin

- A. Check the label on your SoloStar to make sure you have the correct insulin. The Insulin glargine SoloStar is grey with a purple injection button.
- B. Take off the pen cap.
- C. Check the appearance of your insulin. Insulin glargine is a clear insulin. Do not use this SoloStar if the insulin is cloudy, colored or has particles.

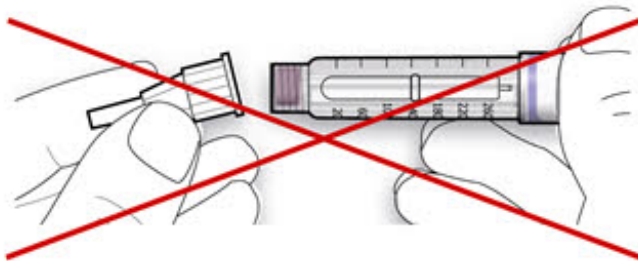
## Step 2. Attach the needle

Do not re-use needles. Always use a new sterile needle for each injection. This helps prevent contamination and potential needle blocks.

- A. Wipe the Rubber Seal with alcohol.
- B. Remove the protective seal from a new needle.
- C. Line up the needle with the pen, and keep it straight as you attach it (screw or push on, depending on the needle type).



- If the needle is not kept straight while you attach it, it can damage the rubber seal and cause leakage, or break the needle.



## Step 3. Perform a Safety test

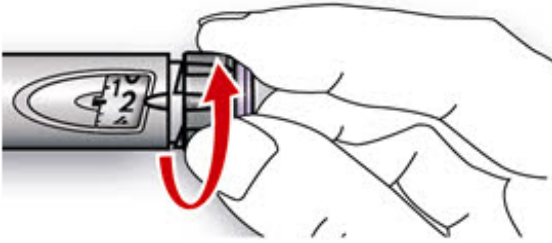
**Always perform the safety test before each injection.**

Performing the safety test ensures that you get an accurate dose by:

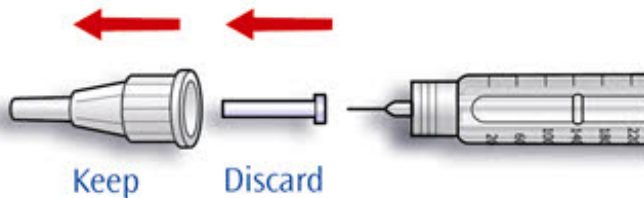
- ensuring that pen and needle work properly

- removing air bubbles

**A.** Select a dose of 2 units by turning the dosage selector.



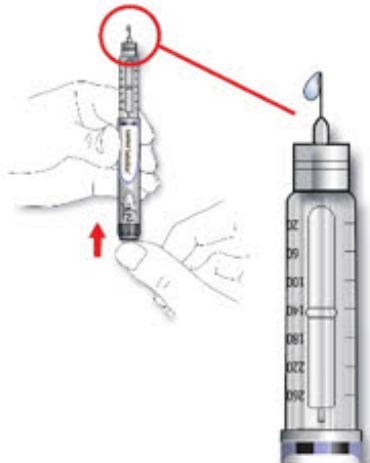
**B.** Take off the outer needle cap and keep it to remove the used needle after injection. Take off the inner needle cap and discard it.



**C.** Hold the pen with the needle pointing upwards.

**D.** Tap the insulin reservoir so that any air bubbles rise up towards the needle.

**E.** Press the injection button all the way in. Check if insulin comes out of the needle tip.



You may have to perform the safety test several times before insulin is seen.

- If no insulin comes out, check for air bubbles and repeat the safety test two more times to remove them.
- If still no insulin comes out, the needle may be blocked. Change the needle and try again.
- If no insulin comes out after changing the needle, your SoloStar may be damaged. Do not use this SoloStar.

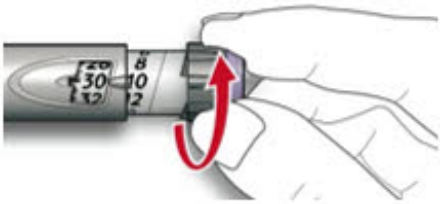
#### **Step 4. Select the dose**

You can set the dose in steps of 1 unit, from a minimum of 1 unit to a maximum of 80 units. If you need a dose greater than 80 units, you should give it as two or more injections.

**A.** Check that the dose window shows "0" following the safety test.

**B.** Select your required dose (in the example below, the selected dose is 30 units). If

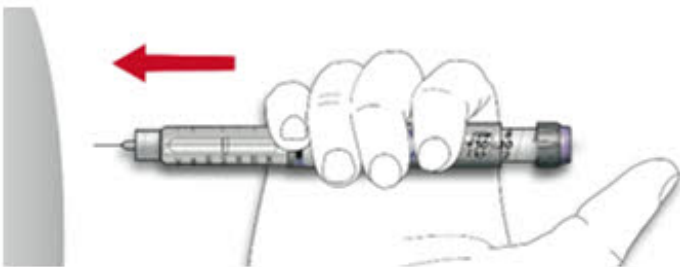
you turn past your dose, you can turn back down.



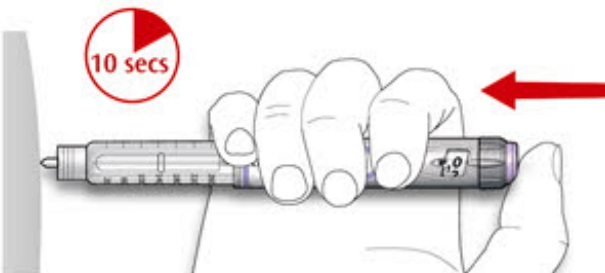
- Do not push the injection button while turning, as insulin will come out.
- You cannot turn the dosage selector past the number of units left in the pen. Do not force the dosage selector to turn. In this case, either you can inject what is remaining in the pen and complete your dose with a new SoloStar or use a new SoloStar for your full dose.

### Step 5. Inject the dose

- A. Use the injection method as instructed by your healthcare professional.
- B. Insert the needle into the skin.



- C. Deliver the dose by pressing the injection button in all the way. The number in the dose window will return to "0" as you inject.



- D. Keep the injection button pressed all the way in. **Slowly count to 10 before you withdraw the needle from the skin.** This ensures that the full dose will be delivered.

### Step 6. Remove and discard the needle

Always remove the needle after each injection and store SoloStar without a needle attached. This helps prevent:

- Contamination and/or infection.
  - Entry of air into the insulin reservoir and leakage of insulin, which can cause inaccurate dosing.
- A. Put the outer needle cap back on the needle, and use it to unscrew the needle from the pen. To reduce the risk of accidental needle injury, never replace the inner needle cap.
    - If your injection is given by another person, special caution must be taken by



this person when removing and disposing the needle. Follow recommended safety measures for removal and disposal of needles (e.g., a one-handed capping technique) in order to reduce the risk of accidental needle injury and transmission of infectious diseases.

- B.** Dispose of the needle safely. Used needles should be placed in sharps containers (such as red biohazard containers), hard plastic containers (such as detergent bottles), or metal containers (such as an empty coffee can). Such containers should be sealed and disposed of properly.  
If you are giving an injection to another person, you should remove the needle in an approved manner to avoid needle-stick injuries.
- C.** Always put the pen cap back on the pen, then store the pen until your next injection.

## **Storage Instructions**

Please check the leaflet for the insulin for complete instructions on how to store SoloStar.

If your SoloStar is in cool storage, take it out 1 to 2 hours before you inject to allow it to warm up. Cold insulin is more painful to inject.

Keep SoloStar out of the reach and sight of children.

Keep your SoloStar in cool storage (36°F–46°F [2°C–8°C]) until first use. Do not allow it to freeze. Do not put it next to the freezer compartment of your refrigerator or next to a freezer pack.

Once you take your SoloStar out of cool storage, for use or as a spare, you can use it for up to 28 days. During this time it can be safely kept at room temperature up to 86°F (30°C). Do not use it after this time. SoloStar in use must not be stored in a refrigerator.

Do not use SoloStar after the expiration date printed on the label of the pen or on the carton.

Protect SoloStar from light.

Discard your used SoloStar as required by your local authorities.

## **Maintenance**

Protect your SoloStar from dust and dirt.

You can clean the outside of your SoloStar by wiping it with a damp cloth.

Do not soak, wash, or lubricate the pen as this may damage it.

Your SoloStar is designed to work accurately and safely. It should be handled with care. Avoid situations where SoloStar might be damaged. If you are concerned that your SoloStar may be damaged, use a new one.

This Instructions for Use has been approved by the U.S. Food and Drug Administration.

Revised: December 2020

Winthrop U.S.,  
a business of sanofi-aventis U.S. LLC  
Bridgewater, NJ 08807

A SANOFI COMPANY  
©2020 sanofi-aventis U.S. LLC

---

2 The brands listed are the registered trademarks of their respective owners and are not trademarks of sanofi-aventis U.S. LLC

**PRINCIPAL DISPLAY PANEL - One 10 mL Vial Carton**

NDC 0955-1729-01

Rx only

Winthrop

A SANOFI COMPANY

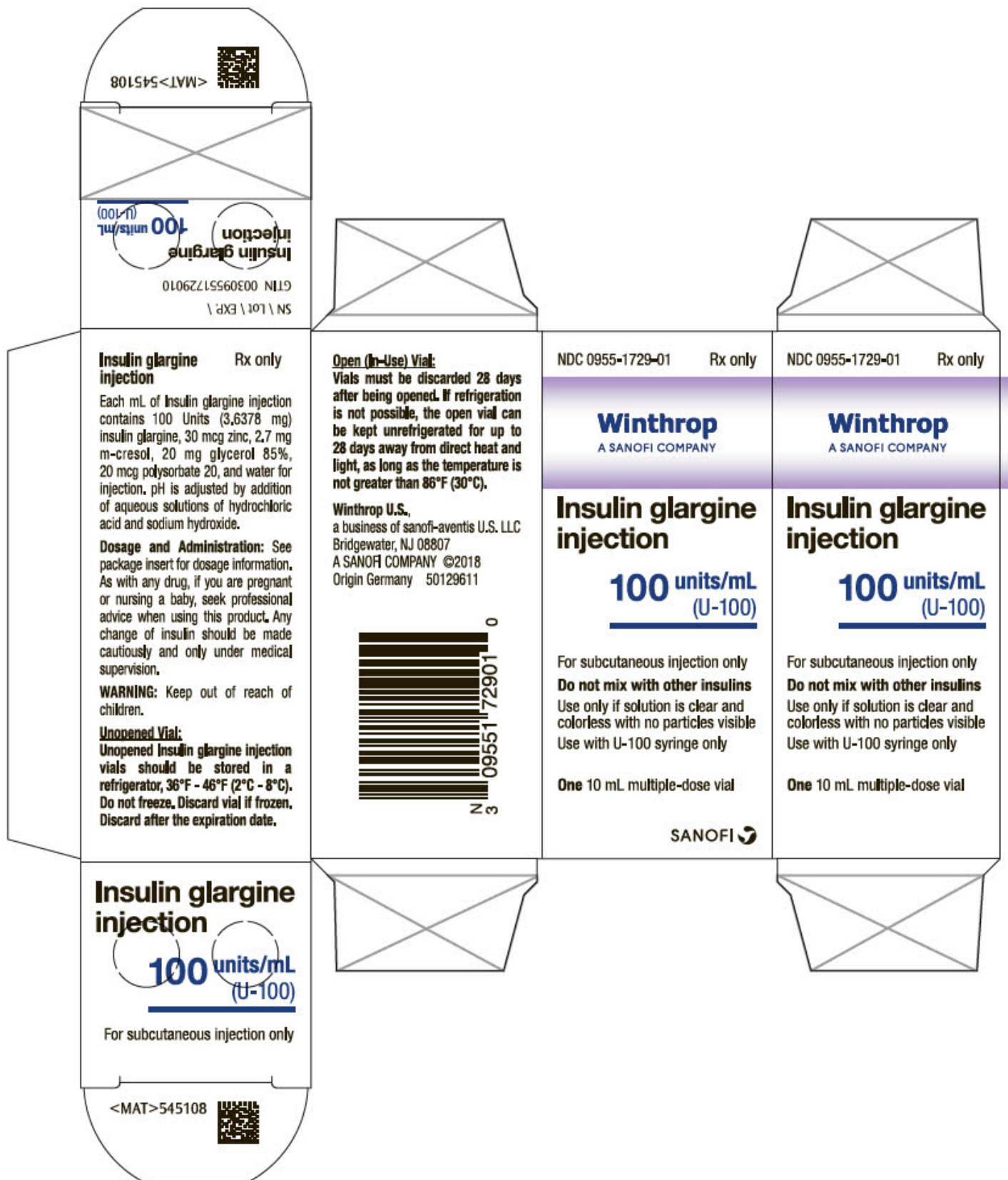
Insulin glargine  
injection

100 units/mL  
(U-100)

For subcutaneous injection only  
Do not mix with other insulins  
Use only if solution is clear and  
colorless with no particles visible  
Use with U-100 syringe only

One 10 mL multiple-dose vial

SANOFI



**PRINCIPAL DISPLAY PANEL - Five 3 mL Pen Carton**

Winthrop  
 A SANOFI COMPANY  
 NDC 0955-1728-05

Insulin glargine  
injection SoloStar®

For Single Patient Use Only

Five 3 mL Prefilled Pens – Dispense in this sealed carton  
Solution for injection in a disposable insulin delivery device

Do not mix with other insulins

For subcutaneous injection only

Use only if solution is clear and colorless with no particles visible

Use within 28 days after initial use

\*Needles not included (see back panel)

Rx ONLY

100 units/mL  
(U-100)

SANOFI



## INSULIN GLARGINE

insulin glargine injection, solution

### Product Information

<b>Product Type</b>	HUMAN PRESCRIPTION DRUG	<b>Item Code (Source)</b>	NDC:0955-1729
<b>Route of Administration</b>	SUBCUTANEOUS		

### Active Ingredient/Active Moiety

Ingredient Name	Basis of Strength	Strength
<b>INSULIN GLARGINE</b> (UNII: 2Z M8CX04RZ) (INSULIN GLARGINE - UNII:2Z M8CX04RZ)	INSULIN GLARGINE	100 [iU] in 1 mL

## Inactive Ingredients

Ingredient Name	Strength
<b>ZINC</b> (UNII: J41CSQ7QDS)	30 ug in 1 mL
<b>METACRESOL</b> (UNII: GGO4Y809LO)	2.7 mg in 1 mL
<b>GLYCERIN</b> (UNII: PDC6A3C0OX)	20 mg in 1 mL
<b>WATER</b> (UNII: 059QF0KO0R)	
<b>HYDROCHLORIC ACID</b> (UNII: QTT17582CB)	
<b>SODIUM HYDROXIDE</b> (UNII: 55X04QC32I)	
<b>POLYSORBATE 20</b> (UNII: 7T1F30V5YH)	20 ug in 1 mL

## Packaging

#	Item Code	Package Description	Marketing Start Date	Marketing End Date
1	NDC:0955-1729-01	1 in 1 CARTON	05/02/2022	
1		10 mL in 1 VIAL, GLASS; Type 0: Not a Combination Product		

## Marketing Information

Marketing Category	Application Number or Monograph Citation	Marketing Start Date	Marketing End Date
BLA	BLA021081	05/02/2022	

## INSULIN GLARGINE SOLOSTAR

insulin glargine injection, solution

### Product Information

<b>Product Type</b>	HUMAN PRESCRIPTION DRUG	<b>Item Code (Source)</b>	NDC:0955-1728
<b>Route of Administration</b>	SUBCUTANEOUS		

### Active Ingredient/Active Moiety

Ingredient Name	Basis of Strength	Strength
<b>INSULIN GLARGINE</b> (UNII: 2ZM8CX04RZ) (INSULIN GLARGINE - UNII:2ZM8CX04RZ)	INSULIN GLARGINE	100 [iU] in 1 mL

## Inactive Ingredients

Ingredient Name	Strength
<b>ZINC</b> (UNII: J41CSQ7QDS)	30 ug in 1 mL
<b>METACRESOL</b> (UNII: GGO4Y809LO)	2.7 mg in 1 mL
<b>GLYCERIN</b> (UNII: PDC6A3C0OX)	20 mg in 1 mL
<b>WATER</b> (UNII: 059QF0KO0R)	
<b>HYDROCHLORIC ACID</b> (UNII: QTT17582CB)	

**SODIUM HYDROXIDE** (UNII: 55X04QC32I)

### Packaging

#	Item Code	Package Description	Marketing Start Date	Marketing End Date
1	NDC:0955-1728-05	5 in 1 CARTON	05/02/2022	
1		3 mL in 1 SYRINGE; Type 3: Prefilled Biologic Delivery Device/System (syringe, patch, etc.)		

### Marketing Information

Marketing Category	Application Number or Monograph Citation	Marketing Start Date	Marketing End Date
BLA	BLA021081	05/02/2022	

**Labeler** - Winthrop U.S. (824676584)

### Establishment

Name	Address	ID/FEI	Business Operations
Sanofi-Aventis Deutschland GmbH		313218430	ANALYSIS(0955-1728, 0955-1729) , MANUFACTURE(0955-1728, 0955-1729) , API MANUFACTURE(0955-1728, 0955-1729) , PACK(0955-1728, 0955-1729) , LABEL(0955-1728, 0955-1729)

### Establishment

Name	Address	ID/FEI	Business Operations
Sanofi S.r.l.		338454274	ANALYSIS(0955-1729) , MANUFACTURE(0955-1729) , PACK(0955-1729) , LABEL(0955-1729)

Revised: 3/2022

Winthrop U.S.