

# **BRUKINSA- zanubrutinib capsule**

## **BEIGENE USA, INC.**

### **HIGHLIGHTS OF PRESCRIBING INFORMATION**

**These highlights do not include all the information needed to use BRUKINSA safely and effectively. See full prescribing information for BRUKINSA.**

**BRUKINSA® (zanubrutinib) capsules, for oral use**  
**Initial U.S. Approval: 2019**

### **RECENT MAJOR CHANGES**

Indications and Usage (1.5)	3/2024
Warnings and Precautions, Hepatotoxicity, Including Drug-Induced Liver Injury (5.6)	6/2024

### **INDICATIONS AND USAGE**

BRUKINSA is a kinase inhibitor indicated for the treatment of adult patients with:

- Mantle cell lymphoma (MCL) who have received at least one prior therapy. (1.1)  
This indication is approved under accelerated approval based on overall response rate. Continued approval for this indication may be contingent upon verification and description of clinical benefit in a confirmatory trial.
- Waldenström's macroglobulinemia (WM). (1.2)
- Relapsed or refractory marginal zone lymphoma (MZL) who have received at least one anti-CD20-based regimen. (1.3)  
This indication is approved under accelerated approval based on overall response rate. Continued approval for this indication may be contingent upon verification and description of clinical benefit in a confirmatory trial.
- Chronic lymphocytic leukemia (CLL) or small lymphocytic lymphoma (SLL). (1.4)
- Relapsed or refractory follicular lymphoma (FL), in combination with obinutuzumab, after two or more lines of systemic therapy. (1.5)  
This indication is approved under accelerated approval based on response rate and durability of response. Continued approval for this indication may be contingent upon verification and description of clinical benefit in a confirmatory trial.

### **DOSAGE AND ADMINISTRATION**

- Recommended dosage: 160 mg orally twice daily or 320 mg orally once daily; swallow whole with water and with or without food. (2.1)
- Reduce BRUKINSA dose in patients with severe hepatic impairment. (2.2, 8.7)
- Advise patients not to open, break, or chew capsules. (2.1)
- Manage toxicity using treatment interruption, dose reduction, or discontinuation. (2.4)

### **DOSAGE FORMS AND STRENGTHS**

Capsules: 80 mg. (3)

### **CONTRAINDICATIONS**

None. (4)

### **WARNINGS AND PRECAUTIONS**

- **Hemorrhage:** Monitor for bleeding and manage appropriately. (5.1)
- **Infections:** Monitor patients for signs and symptoms of infection, including opportunistic infections, and treat as needed. (5.2)
- **Cytopenias:** Monitor complete blood counts during treatment. (5.3)
- **Second Primary Malignancies:** Other malignancies have developed including skin cancers and non-skin carcinomas. Monitor and advise patients to use sun protection. (5.4)
- **Cardiac Arrhythmias:** Monitor for signs and symptoms of arrhythmias and manage appropriately. (5.5)
- **Hepatotoxicity, Including Drug-Induced Liver Injury:** Monitor hepatic function throughout treatment. (5.6)
- **Embryo-Fetal Toxicity:** Can cause fetal harm. Advise women of the potential risk to a fetus and to use effective contraception. (5.7)

## ADVERSE REACTIONS

The most common adverse reactions ( $\geq 30\%$ ), including laboratory abnormalities, are neutrophil count decreased, platelet count decreased, upper respiratory tract infection, hemorrhage, and musculoskeletal pain. (6.1)

**To report SUSPECTED ADVERSE REACTIONS, contact BeiGene at 1-877-828-5596 or FDA at 1-800-FDA-1088 or [www.fda.gov/medwatch](http://www.fda.gov/medwatch).**

## DRUG INTERACTIONS

- CYP3A Inhibitors: Modify BRUKINSA dose with moderate or strong CYP3A inhibitors as described. (2.3, 7.1)
- CYP3A Inducers: Avoid coadministration with strong or moderate CYP3A inducers. Dose adjustment may be recommended with moderate CYP3A inducers. (2.3, 7.1)

## USE IN SPECIFIC POPULATIONS

Lactation: Advise not to breastfeed. (8.2)

**See 17 for PATIENT COUNSELING INFORMATION and FDA-approved patient labeling.**

**Revised: 1/2025**

---

## FULL PRESCRIBING INFORMATION: CONTENTS\*

### 1 INDICATIONS AND USAGE

- 1.1 Mantle Cell Lymphoma
- 1.2 Waldenström's Macroglobulinemia
- 1.3 Marginal Zone Lymphoma
- 1.4 Chronic Lymphocytic Leukemia or Small Lymphocytic Lymphoma
- 1.5 Follicular Lymphoma

### 2 DOSAGE AND ADMINISTRATION

- 2.1 Recommended Dosage
- 2.2 Dosage Modification for Use in Hepatic Impairment
- 2.3 Dosage Modifications for Drug Interactions
- 2.4 Dosage Modifications for Adverse Reactions

### 3 DOSAGE FORMS AND STRENGTHS

### 4 CONTRAINDICATIONS

### 5 WARNINGS AND PRECAUTIONS

- 5.1 Hemorrhage
- 5.2 Infections
- 5.3 Cytopenias
- 5.4 Second Primary Malignancies
- 5.5 Cardiac Arrhythmias
- 5.6 Hepatotoxicity, Including Drug-Induced Liver Injury
- 5.7 Embryo-Fetal Toxicity

### 6 ADVERSE REACTIONS

- 6.1 Clinical Trials Experience

#### 6.2 Postmarketing Experience

### 7 DRUG INTERACTIONS

- 7.1 Effect of Other Drugs on BRUKINSA

### 8 USE IN SPECIFIC POPULATIONS

- 8.1 Pregnancy
- 8.2 Lactation
- 8.3 Females and Males of Reproductive Potential

- 8.4 Pediatric Use
- 8.5 Geriatric Use
- 8.6 Renal Impairment
- 8.7 Hepatic Impairment

## **11 DESCRIPTION**

## **12 CLINICAL PHARMACOLOGY**

- 12.1 Mechanism of Action
- 12.2 Pharmacodynamics
- 12.3 Pharmacokinetics

## **13 NONCLINICAL TOXICOLOGY**

- 13.1 Carcinogenesis, Mutagenesis, Impairment of Fertility

## **14 CLINICAL STUDIES**

- 14.1 Mantle Cell Lymphoma
- 14.2 Waldenström's Macroglobulinemia
- 14.3 Marginal Zone Lymphoma
- 14.4 Chronic Lymphocytic Leukemia or Small Lymphocytic Lymphoma
- 14.5 Follicular Lymphoma

## **16 HOW SUPPLIED/STORAGE AND HANDLING**

## **17 PATIENT COUNSELING INFORMATION**

\* Sections or subsections omitted from the full prescribing information are not listed.

---

## **FULL PRESCRIBING INFORMATION**

### **1 INDICATIONS AND USAGE**

#### **1.1 Mantle Cell Lymphoma**

BRUKINSA is indicated for the treatment of adult patients with mantle cell lymphoma (MCL) who have received at least one prior therapy.

This indication is approved under accelerated approval based on overall response rate [see *Clinical Studies (14.1)*]. Continued approval for this indication may be contingent upon verification and description of clinical benefit in a confirmatory trial.

#### **1.2 Waldenström's Macroglobulinemia**

BRUKINSA is indicated for the treatment of adult patients with Waldenström's macroglobulinemia (WM) [see *Clinical Studies (14.2)*].

#### **1.3 Marginal Zone Lymphoma**

BRUKINSA is indicated for the treatment of adult patients with relapsed or refractory marginal zone lymphoma (MZL) who have received at least one anti-CD20-based regimen.

This indication is approved under accelerated approval based on overall response rate [see *Clinical Studies (14.3)*]. Continued approval for this indication may be contingent upon verification and description of clinical benefit in a confirmatory trial.

## 1.4 Chronic Lymphocytic Leukemia or Small Lymphocytic Lymphoma

BRUKINSA is indicated for the treatment of adult patients with chronic lymphocytic leukemia (CLL) or small lymphocytic lymphoma (SLL) [see *Clinical Studies (14.4)*].

## 1.5 Follicular Lymphoma

BRUKINSA is indicated for the treatment of adult patients with relapsed or refractory follicular lymphoma (FL), in combination with obinutuzumab, after two or more lines of systemic therapy.

This indication is approved under accelerated approval based on response rate and durability of response [see *Clinical Studies (14.5)*]. Continued approval for this indication may be contingent upon verification and description of clinical benefit in a confirmatory trial.

## 2 DOSAGE AND ADMINISTRATION

### 2.1 Recommended Dosage

The recommended dosage of BRUKINSA for monotherapy or in combination with obinutuzumab is 160 mg taken orally twice daily or 320 mg taken orally once daily until disease progression or unacceptable toxicity.

BRUKINSA can be taken with or without food. Advise patients to swallow capsules whole with water. Advise patients not to open, break, or chew the capsules. If a dose of BRUKINSA is missed, it should be taken as soon as possible on the same day with a return to the normal schedule the following day.

### 2.2 Dosage Modification for Use in Hepatic Impairment

The recommended dosage of BRUKINSA for patients with severe hepatic impairment is 80 mg orally twice daily [see *Use in Specific Populations (8.7)* and *Clinical Pharmacology (12.3)*].

### 2.3 Dosage Modifications for Drug Interactions

Recommended dosage modifications of BRUKINSA for drug interactions are provided in Table 1 [see *Drug Interactions (7.1)*].

**Table 1: Dosage Modifications for Use with CYP3A Inhibitors or Inducers**

<b>Coadministered Drug</b>	<b>Recommended BRUKINSA Dosage (Starting Dose: 160 mg twice daily or 320 mg once daily)</b>
Clarithromycin 250 mg twice daily*	80 mg twice daily <sup>†</sup>
Clarithromycin 500 mg twice daily	80 mg once daily <sup>†</sup>
Posaconazole suspension 100 mg once daily	80 mg twice daily <sup>†</sup>
Posaconazole suspension dosage	

higher than 100 mg once daily Posaconazole delayed-release tablets 300 mg once daily Posaconazole intravenous 300 mg once daily	80 mg once daily <sup>†</sup>
Other strong CYP3A inhibitor	80 mg once daily <sup>†</sup>
Moderate CYP3A inhibitor	80 mg twice daily <sup>†</sup>
Strong CYP3A inducer	Avoid concomitant use.
Moderate CYP3A inducer	Avoid concomitant use. If these inducers cannot be avoided, increase BRUKINSA dose to 320 mg twice daily.

\* Since clarithromycin 250 mg twice daily acts as a moderate CYP3A inhibitor, it is recommended that patients be administered clarithromycin 250 mg twice daily with 80 mg BRUKINSA twice daily [see *Clinical Pharmacology (12.3)*].

† Modify or interrupt zanubrutinib dose as recommended for adverse reactions [see *Dosage and Administration (2.4)*].

After discontinuation of a CYP3A inhibitor or moderate CYP3A inducer, resume previous dose of BRUKINSA [see *Dosage and Administration (2.1, 2.2)* and *Drug Interactions (7.1)*].

## 2.4 Dosage Modifications for Adverse Reactions

Recommended dosage modifications of BRUKINSA for Grade 3 or higher adverse reactions are provided in Table 2.

**Table 2: Recommended Dosage Modifications for Adverse Reaction**

<b>Adverse Reaction</b>	<b>Adverse Reaction Occurrence</b>	<b>Dosage Modification (Starting Dose: 160 mg twice daily or 320 mg once daily)</b>
<b>Hematological toxicities</b> [see <i>Warnings and Precautions (5.3)</i> ]		
Grade 3 or Grade 4 febrile neutropenia  Platelet count decreased to 25,000-50,000/mm <sup>3</sup> with significant bleeding  Neutrophil count decreased to <500/mm <sup>3</sup> (lasting more than 10 consecutive days)  Platelet count decreased to <25,000/mm <sup>3</sup> (lasting more than 10 consecutive days)	First	Interrupt BRUKINSA Once toxicity has resolved to Grade 1 or lower or baseline: Resume at 160 mg twice daily or 320 mg once daily.
	Second	Interrupt BRUKINSA Once toxicity has resolved to Grade 1 or lower or baseline: Resume at 80 mg twice daily or 160 mg once daily.
	Third	Interrupt BRUKINSA Once toxicity has resolved to Grade 1 or lower or baseline: Resume at 80 mg once daily.
	Fourth	Discontinue BRUKINSA

**Non-hematological toxicities** [see Warnings and Precautions (5.5) and Adverse Reactions (6.1)]

Severe or life-threatening non-hematological toxicities*	First	Interrupt BRUKINSA Once toxicity has resolved to Grade 1 or lower or baseline: Resume at 160 mg twice daily or 320 mg once daily.*
	Second	Interrupt BRUKINSA Once toxicity has resolved to Grade 1 or lower or baseline: Resume at 80 mg twice daily or 160 mg once daily.
	Third	Interrupt BRUKINSA Once toxicity has resolved to Grade 1 or lower or baseline: Resume at 80 mg once daily.
	Fourth	Discontinue BRUKINSA.

\* Evaluate the benefit-risk before resuming treatment at the same dosage for Grade 4 non-hematological toxicity.

Asymptomatic lymphocytosis in CLL and MCL should not be regarded as an adverse reaction, and these patients should continue taking BRUKINSA.

Refer to the obinutuzumab prescribing information for management of obinutuzumab toxicities.

### 3 DOSAGE FORMS AND STRENGTHS

Capsules: Each 80 mg capsule is a size 0, white to off-white opaque capsule marked with "ZANU 80" in black ink.

### 4 CONTRAINDICATIONS

None.

### 5 WARNINGS AND PRECAUTIONS

#### 5.1 Hemorrhage

Fatal and serious hemorrhage has occurred in patients with hematological malignancies treated with BRUKINSA. Grade 3 or higher hemorrhage including intracranial and gastrointestinal hemorrhage, hematuria, and hemothorax was reported in 3.8% of patients treated with BRUKINSA in clinical trials, with fatalities occurring in 0.2% of patients. Bleeding of any grade, excluding purpura and petechiae, occurred in 32% of patients.

Bleeding has occurred in patients with and without concomitant antiplatelet or anticoagulation therapy. Coadministration of BRUKINSA with antiplatelet or anticoagulant medications may further increase the risk of hemorrhage.

Monitor for signs and symptoms of bleeding. Discontinue BRUKINSA if intracranial hemorrhage of any grade occurs. Consider the benefit-risk of withholding BRUKINSA for 3-7 days before and after surgery depending upon the type of surgery and the risk of bleeding.

## 5.2 Infections

Fatal and serious infections (including bacterial, viral, or fungal infections) and opportunistic infections have occurred in patients with hematological malignancies treated with BRUKINSA. Grade 3 or higher infections occurred in 26% of patients, most commonly pneumonia (7.9%), with fatal infections occurring in 3.2% of patients. Infections due to hepatitis B virus (HBV) reactivation have occurred.

Consider prophylaxis for herpes simplex virus, *pneumocystis jirovecii* pneumonia, and other infections according to standard of care in patients who are at increased risk for infections. Monitor and evaluate patients for fever or other signs and symptoms of infection and treat appropriately.

## 5.3 Cytopenias

Grade 3 or 4 cytopenias, including neutropenia (21%), thrombocytopenia (8%), and anemia (8%) based on laboratory measurements, developed in patients treated with BRUKINSA [see *Adverse Reactions (6.1)*]. Grade 4 neutropenia occurred in 10% of patients, and Grade 4 thrombocytopenia occurred in 2.5% of patients.

Monitor complete blood counts regularly during treatment and interrupt treatment, reduce the dose, or discontinue treatment as warranted [see *Dosage and Administration (2.4)*]. Treat using growth factor or transfusions, as needed.

## 5.4 Second Primary Malignancies

Second primary malignancies, including non-skin carcinoma, have occurred in 14% of patients treated with BRUKINSA. The most frequent second primary malignancy was non-melanoma skin cancers (8%), followed by other solid tumors in 7% of the patients (including melanoma in 1% of patients) and hematologic malignancies (0.7%). Advise patients to use sun protection and monitor patients for the development of second primary malignancies.

## 5.5 Cardiac Arrhythmias

Serious cardiac arrhythmias have occurred in patients treated with BRUKINSA. Atrial fibrillation and atrial flutter were reported in 4.4% of patients treated with BRUKINSA, including Grade 3 or higher cases in 1.9% of patients. Patients with cardiac risk factors, hypertension, and acute infections may be at increased risk. Grade 3 or higher ventricular arrhythmias were reported in 0.3% of patients.

Monitor for signs and symptoms of cardiac arrhythmias (e.g., palpitations, dizziness, syncope, dyspnea, chest discomfort), manage appropriately [see *Dosage and Administration (2.4)*], and consider the risks and benefits of continued BRUKINSA treatment.

## 5.6 Hepatotoxicity, Including Drug-Induced Liver Injury

Hepatotoxicity, including severe, life-threatening, and potentially fatal cases of drug-

induced liver injury (DILI), has occurred in patients treated with Bruton tyrosine kinase inhibitors, including BRUKINSA.

Evaluate bilirubin and transaminases at baseline and throughout treatment with BRUKINSA. For patients who develop abnormal liver tests after BRUKINSA, monitor more frequently for liver test abnormalities and clinical signs and symptoms of hepatic toxicity. If DILI is suspected, withhold BRUKINSA. Upon confirmation of DILI, discontinue BRUKINSA.

## 5.7 Embryo-Fetal Toxicity

Based on findings in animals, BRUKINSA can cause fetal harm when administered to a pregnant woman. Administration of zanubrutinib to pregnant rats during the period of organogenesis caused embryo-fetal toxicity, including malformations at exposures that were 5 times higher than those reported in patients at the recommended dose of 160 mg twice daily. Advise women to avoid becoming pregnant while taking BRUKINSA and for 1 week after the last dose. Advise men to avoid fathering a child during treatment and for 1 week after the last dose. If this drug is used during pregnancy, or if the patient becomes pregnant while taking this drug, the patient should be apprised of the potential hazard to a fetus [see *Use in Specific Populations (8.1)*].

## 6 ADVERSE REACTIONS

The following clinically significant adverse reactions are discussed in more detail in other sections of the labeling:

- Hemorrhage [see *Warnings and Precautions (5.1)*]
- Infections [see *Warnings and Precautions (5.2)*]
- Cytopenias [see *Warnings and Precautions (5.3)*]
- Second Primary Malignancies [see *Warnings and Precautions (5.4)*]
- Cardiac Arrhythmias [see *Warnings and Precautions (5.5)*]
- Hepatotoxicity, including DILI [see *Warnings and Precautions (5.6)*]

### 6.1 Clinical Trials Experience

Because clinical trials are conducted under widely varying conditions, adverse reaction rates observed in the clinical trials of a drug cannot be directly compared to rates in the clinical trials of another drug and may not reflect the rates observed in practice.

The data in the WARNINGS AND PRECAUTIONS reflect exposure to BRUKINSA in nine monotherapy and 2 combination clinical trials, administered at 160 mg twice daily in 1608 patients and at 320 mg once daily in 121 patients. Among these 1729 patients, the median duration of exposure was 27.6 months, 78% of patients were exposed for at least 12 months, and 60% of patients were exposed for at least 24 months.

In this pooled safety population, the most common adverse reactions ( $\geq 30\%$ ), including laboratory abnormalities, were neutrophil count decreased (51%), platelet count decreased (41%), upper respiratory tract infection (38%), hemorrhage (32%), and musculoskeletal pain (31%).

#### Mantle Cell Lymphoma (MCL)

The safety of BRUKINSA was evaluated in 118 patients with MCL who received at least one prior therapy in two single-arm clinical trials, BGB-3111-206 [NCT03206970] and



BGB-3111-AU-003 [NCT02343120] [see *Clinical Studies (14.1)*]. The median age of patients who received BRUKINSA in studies BGB-3111-206 and BGB-3111-AU-003 was 62 years (range: 34 to 86), 75% were male, 75% were Asian, 21% were White, and 94% had an ECOG performance status of 0 to 1. Patients had a median of 2 prior lines of therapy (range: 1 to 4). The BGB-3111-206 trial required a platelet count  $\geq 75 \times 10^9/L$  and an absolute neutrophil count  $\geq 1 \times 10^9/L$  independent of growth factor support, hepatic enzymes  $\leq 2.5 \times$  upper limit of normal, total bilirubin  $\leq 1.5 \times$  ULN. The BGB-3111-AU-003 trial required a platelet count  $\geq 50 \times 10^9/L$  and an absolute neutrophil count  $\geq 1 \times 10^9/L$  independent of growth factor support, hepatic enzymes  $\leq 3 \times$  upper limit of normal, total bilirubin  $\leq 1.5 \times$  ULN. Both trials required a creatinine clearance (CLcr)  $\geq 30$  mL/min. Both trials excluded patients with prior allogeneic hematopoietic stem cell transplant, exposure to a BTK inhibitor, known infection with HIV, and serologic evidence of active hepatitis B or hepatitis C infection, and patients requiring strong CYP3A inhibitors or strong CYP3A inducers. Patients received BRUKINSA 160 mg twice daily or 320 mg once daily. Among patients receiving BRUKINSA, 79% were exposed for 6 months or longer, and 68% were exposed for greater than one year.

Fatal adverse reactions within 30 days of the last dose of BRUKINSA occurred in 8 (7%) of 118 patients with MCL. Fatal cases included pneumonia in 2 patients and cerebral hemorrhage in one patient.

Serious adverse reactions were reported in 36 patients (31%). The most frequent serious adverse reactions that occurred were pneumonia (11%) and hemorrhage (5%).

Of the 118 patients with MCL treated with BRUKINSA, 8 (7%) patients discontinued treatment due to adverse reactions in the trials. The most frequent adverse reaction leading to treatment discontinuation was pneumonia (3.4%). One (0.8%) patient experienced an adverse reaction leading to dose reduction (hepatitis B).

Table 3 summarizes the adverse reactions in BGB-3111-206 and BGB-3111-AU-003.

**Table 3: Adverse Reactions ( $\geq 10\%$ ) in Patients Receiving BRUKINSA in BGB-3111-206 and BGB-3111-AU-003 Trials**

Body System	Adverse Reaction	Percent of Patients (N=118)	
		All Grades %	Grade 3 or Higher %
Infections and infestations	Upper respiratory tract infection*	39	0
	Pneumonia†	15	10‡
	Urinary tract infection	11	0.8
Skin and subcutaneous tissue disorders	Rash§	36	0
	Bruising¶	14	0
Gastrointestinal disorders	Diarrhea	23	0.8
	Constipation	13	0
Vascular disorders	Hypertension	12	3.4
	Hemorrhage#	11	3.4‡

<b>Musculoskeletal and connective tissue disorders</b>	Musculoskeletal pain <sup>p</sup>	14	3.4
<b>Respiratory, thoracic, and mediastinal disorders</b>	Cough	12	0

\* Upper respiratory tract infection includes upper respiratory tract infection, upper respiratory tract infection viral.

† Pneumonia includes pneumonia, pneumonia fungal, pneumonia cryptococcal, pneumonia streptococcal, atypical pneumonia, lung infection, lower respiratory tract infection, lower respiratory tract infection bacterial, lower respiratory tract infection viral.

‡ Includes fatal adverse reaction.

§ Rash includes all related terms containing rash.

¶ Bruising includes all related terms containing bruise, bruising, contusion, ecchymosis.

# Hemorrhage includes all related terms containing hemorrhage, hematoma.

p Musculoskeletal pain includes musculoskeletal pain, musculoskeletal discomfort, myalgia, back pain, arthralgia, arthritis.

Other clinically significant adverse reactions that occurred in <10% of patients with mantle cell lymphoma include major hemorrhage (defined as  $\geq$  Grade 3 hemorrhage or CNS hemorrhage of any grade) (5%) and headache (4.2%).

**Table 4: Selected Laboratory Abnormalities\* (>20%) in Patients with MCL in Studies BGB-3111-206 and BGB-3111-AU-003**

Laboratory Parameter	Percent of Patients (N=118)	
	All Grades (%)	Grade 3 or 4 (%)
<b>Hematologic abnormalities</b>		
Neutrophils decreased	45	20
Lymphocytosis <sup>†</sup>	41	16
Platelets decreased	40	7
Hemoglobin decreased	27	6
<b>Chemistry abnormalities</b>		
Blood uric acid increased	29	2.6
ALT increased	28	0.9
Bilirubin increased	24	0.9

\* Based on laboratory measurements.

† Asymptomatic lymphocytosis is a known effect of BTK inhibition.

### Waldenström's Macroglobulinemia (WM)

The safety of BRUKINSA was investigated in two cohorts of Study BGB-3111-302 (ASPEN). Cohort 1 included 199 patients with MYD88 mutation (*MYD88<sup>MUT</sup>*) WM, randomized to and treated with either BRUKINSA (101 patients) or ibrutinib (98 patients). The trial also included a non-randomized arm, Cohort 2, with 26 wild type MYD88 (*MYD88<sup>WT</sup>*) WM patients and 2 patients with unknown MYD88 status [see *Clinical Studies (14.2)*].

Among patients who received BRUKINSA, 93% were exposed for 6 months or longer, and 89% were exposed for greater than 1 year.

In Cohort 1 of the ASPEN study safety population (N=101), the median age of patients who received BRUKINSA was 70 years (45-87 years old); 67% were male, 86% were White, 4% were Asian, and 10% were not reported (unknown race). In Cohort 2 of the ASPEN study safety population (N=28), the median age of patients who received BRUKINSA was 72 (39-87 years old); 50% were male, 96% were White, and 4% were not reported (unknown race).

In Cohort 1, serious adverse reactions occurred in 44% of patients who received BRUKINSA. Serious adverse reactions in >2% of patients included influenza (3%), pneumonia (4%), neutropenia and neutrophil count decreased (3%), hemorrhage (4%), pyrexia (3%), and febrile neutropenia (3%). In Cohort 2, serious adverse reactions occurred in 39% of patients. Serious adverse reactions in >2 patients included pneumonia (14%).

Permanent discontinuation of BRUKINSA due to an adverse reaction occurred in 2% of patients in Cohort 1 and included hemorrhage (1 patient), neutropenia and neutrophil count decreased (1 patient); in Cohort 2, permanent discontinuation of BRUKINSA due to an adverse reaction occurred in 7% of patients and included subdural hemorrhage (1 patient) and diarrhea (1 patient).

Dosage interruptions of BRUKINSA due to an adverse reaction occurred in 32% of patients in Cohort 1 and in 29% in Cohort 2. Adverse reactions which required dosage interruption in >2% of patients included neutropenia, vomiting, hemorrhage, thrombocytopenia, and pneumonia in Cohort 1. Adverse reactions leading to dosage interruption in >2 patients in Cohort 2 included pneumonia and pyrexia.

Dose reductions of BRUKINSA due to an adverse reaction occurred in 11% of patients in Cohort 1 and in 7% in Cohort 2. Adverse reactions which required dose reductions in >2% of patients included neutropenia in Cohort 1. Adverse reaction leading to dose reduction occurred in 2 patients in Cohort 2 (each with one event: diarrhea and pneumonia).

Table 5 summarizes the adverse reactions in Cohort 1 in ASPEN.

**Table 5: Adverse Reactions (≥10%) Occurring in Patients with WM Who Received BRUKINSA in Cohort 1**

Body System	Adverse Reaction	BRUKINSA (N=101)		Ibrutinib (N=98)	
		All Grades (%)	Grade 3 or 4 (%)	All Grades (%)	Grade 3 or 4 (%)
<b>Infections and infestations</b>	Upper respiratory tract infection*	44	0	40	2
	Pneumonia†	12	4	26	10
	Urinary tract infection	11	0	13	2
	Diarrhea	22	3	34	2

<b>Gastrointestinal disorders</b>	Nausea	18	0	13	1
	Constipation	16	0	7	0
	Vomiting	12	0	14	1
<b>General disorders</b>	Fatigue <sup>‡</sup>	31	1	25	1
	Pyrexia	16	4	13	2
	Edema peripheral	12	0	20	0
<b>Skin and subcutaneous tissue disorders</b>	Bruising <sup>§</sup>	20	0	34	0
	Rash <sup>¶</sup>	29	0	32	0
	Pruritus	11	1	6	0
<b>Musculoskeletal and connective tissue disorders</b>	Musculoskeletal pain <sup>#</sup>	45	9	39	1
	Muscle spasms	10	0	28	1
<b>Nervous system disorders</b>	Headache	18	1	14	1
	Dizziness	13	1	12	0
<b>Respiratory, thoracic, and mediastinal disorders</b>	Cough	16	0	18	0
	Dyspnea	14	0	7	0
<b>Vascular disorders</b>	Hemorrhage <sup>p</sup>	42	4	43	9
	Hypertension	14	9	19	14

\* Upper respiratory tract infection includes upper respiratory tract infection, laryngitis, nasopharyngitis, sinusitis, rhinitis, viral upper respiratory tract infection, pharyngitis, rhinovirus infection, upper respiratory tract congestion.

† Pneumonia includes lower respiratory tract infection, lung infiltration, pneumonia, pneumonia aspiration, pneumonia viral.

‡ Fatigue includes asthenia, fatigue, lethargy.

§ Bruising includes all related terms containing bruise, contusion, or ecchymosis.

¶ Rash includes all related terms rash, maculo-papular rash, erythema, rash erythematous, drug eruption, dermatitis allergic, dermatitis atopic, rash pruritic, dermatitis, photodermatoses, dermatitis acneiform, stasis dermatitis, vasculitic rash, eyelid rash, urticaria, skin toxicity.

# Musculoskeletal pain includes back pain, arthralgia, pain in extremity, musculoskeletal pain, myalgia, bone pain, spinal pain, musculoskeletal chest pain, neck pain, arthritis, musculoskeletal discomfort.

p Hemorrhage includes epistaxis, hematuria, conjunctival hemorrhage, hematoma, rectal hemorrhage, periorbital hemorrhage, mouth hemorrhage, post procedural hemorrhage, hemoptysis, skin hemorrhage, hemorrhoidal hemorrhage, ear hemorrhage, eye hemorrhage, hemorrhagic diathesis, periorbital hematoma, subdural hemorrhage, wound hemorrhage, gastric hemorrhage, lower gastrointestinal hemorrhage, spontaneous hematoma, traumatic hematoma, traumatic intracranial hemorrhage, tumor hemorrhage, retinal hemorrhage, hematochezia, diarrhea hemorrhagic, hemorrhage, melena, post-procedural hematoma, subdural hematoma, anal hemorrhage, hemorrhagic disorder, pericardial hemorrhage, postmenopausal hemorrhage, stoma site hemorrhage, subarachnoid hemorrhage.

Clinically relevant adverse reactions in <10% of patients who received BRUKINSA included localized infection, atrial fibrillation or atrial flutter, and hematuria.

Table 6 summarizes the laboratory abnormalities in ASPEN.

**Table 6: Select Laboratory Abnormalities\* ( $\geq 20\%$ ) that Worsened from Baseline in Patients with WM Who Received BRUKINSA in Cohort 1**

Laboratory Abnormality	BRUKINSA <sup>†</sup>		Ibrutinib <sup>†</sup>	
	All Grades (%)	Grade 3 or 4 (%)	All Grades (%)	Grade 3 or 4 (%)
<b>Hematologic abnormalities</b>				
Neutrophils decreased	50	24	34	9
Platelets decreased	35	8	39	5
Hemoglobin decreased	20	7	20	7
<b>Chemistry abnormalities</b>				
Glucose increased	45	2.3	33	2.3
Creatinine increased	31	1	21	1
Calcium decreased	27	2	26	0
Potassium increased	24	2	12	0
Phosphate decreased	20	3.1	18	0
Urate increased	16	3.2	34	6
Bilirubin increased	12	1	33	1

\* Based on laboratory measurements.

† The denominator used to calculate the rate varied from 86 to 101 based on the number of patients with a baseline value and at least one post-treatment value.

### Marginal Zone Lymphoma

The safety of BRUKINSA was evaluated in 88 patients with previously treated MZL in two single-arm clinical studies, BGB-3111-214 and BGB-3111-AU-003 [see *Clinical Studies (14.3)*]. The trials required an absolute neutrophil count  $\geq 1 \times 10^9/L$ , platelet count  $\geq 50$  or  $\geq 75 \times 10^9/L$  and adequate hepatic function and excluded patients requiring a strong CYP3A inhibitor or inducer. Patients received BRUKINSA 160 mg twice daily (97%) or 320 mg once daily (3%). The median age in both studies combined was 70 years (range: 37 to 95), 52% were male, 64% were White, and 19% were Asian. Most patients (92%) had an ECOG performance status of 0 to 1. Eighty percent received BRUKINSA for 6 months or longer, and 67% received treatment for more than one year.

Two fatal adverse reactions (2.3%) occurred within 30 days of the last dose of BRUKINSA, including myocardial infarction and a Covid-19-related death.

Serious adverse reactions occurred in 40% of patients. The most frequent serious adverse reactions were pyrexia (8%) and pneumonia (7%).

Adverse reactions lead to treatment discontinuation in 6% of patients, dose reduction in 2.3%, and dose interruption in 34%. The leading cause of dose modification was respiratory tract infections (13%).

Table 7 summarizes selected adverse reactions in BGB-3111-214 and BGB-3111-AU-003.

**Table 7: Adverse Reactions Occurring in  $\geq 10\%$  Patients with MZL Who Received BRUKINSA**

Body System	Adverse Reaction	BRUKINSA (N=88)	
		All Grades (%)	Grade 3 or 4 (%)
<b>Infections and infestations</b>	Upper respiratory tract infection*	26	3.4
	Urinary tract infection†	11	2.3
	Pneumonia‡,§	10	6
<b>Gastrointestinal disorders</b>	Diarrhea¶	25	3.4
	Abdominal pain#	14	2.3
	Nausea	13	0
<b>Skin and subcutaneous tissue disorders</b>	Bruising <sup>p</sup>	24	0
	Rash <sup>β</sup>	21	0
<b>Musculoskeletal and connective tissue disorders</b>	Musculoskeletal pain <sup>à</sup>	27	1.1
<b>Vascular disorders</b>	Hemorrhage <sup>è</sup>	23	1.1
<b>General disorders</b>	Fatigue <sup>ø</sup>	21	2.3
<b>Respiratory, thoracic, and mediastinal disorders</b>	Cough <sup>ø</sup>	10	0

\* Upper respiratory tract infection includes upper respiratory tract infection, nasopharyngitis, sinusitis, tonsillitis, rhinitis, viral upper respiratory tract infection.

† Urinary tract infection includes urinary tract infection, cystitis, Escherichia urinary tract infection, pyelonephritis, cystitis.

‡ Pneumonia includes COVID-19 pneumonia, pneumonia, bronchopulmonary aspergillosis, lower respiratory tract infection, organizing pneumonia.

§ Includes 2 fatalities from COVID-19 pneumonia.

¶ Diarrhea includes diarrhea and diarrhea hemorrhagic.

# Abdominal pain includes abdominal pain, abdominal pain upper, abdominal discomfort.

<sup>p</sup> Bruising includes contusion, ecchymosis, increased tendency to bruise, post procedural contusion.

<sup>β</sup> Rash includes rash, rash maculo-papular, rash pruritic, dermatitis, dermatitis allergic, dermatitis atopic, dermatitis contact, drug reaction with eosinophilia and systemic symptoms, erythema, photosensitivity reaction, rash erythematous, rash papular, seborrheic dermatitis.

<sup>à</sup> Musculoskeletal pain includes back pain, arthralgia, musculoskeletal pain, myalgia, pain in extremity, musculoskeletal chest pain, bone pain, musculoskeletal discomfort, neck pain.

<sup>è</sup> Hemorrhage includes epistaxis, hematuria, hemorrhoidal hemorrhage, hematoma, hemoptysis, conjunctival hemorrhage, diarrhea hemorrhagic, hemorrhage urinary tract, mouth hemorrhage, pulmonary hematoma, subcutaneous hematoma, gingival bleeding, melena, upper gastrointestinal hemorrhage.

<sup>ø</sup> Fatigue includes fatigue, lethargy, asthenia.

<sup>ø</sup> Cough includes cough and productive cough.

Clinically relevant adverse reactions in <10% of patients who received BRUKINSA included peripheral neuropathy, second primary malignancies, dizziness, edema, headache, petechiae, purpura, and atrial fibrillation or flutter.

Table 8 summarizes select laboratory abnormalities.

**Table 8: Select Laboratory Abnormalities ( $\geq 20\%$ ) that Worsened from Baseline in Patients with MZL**

Laboratory Abnormality*	BRUKINSA	
	All Grades (%)	Grade 3 or 4 (%)
<b>Hematologic abnormalities</b>		
Neutrophils decreased	43	15
Platelets decreased	33	10
Lymphocytes decreased	32	8
Hemoglobin decreased	26	6
<b>Chemistry abnormalities</b>		
Glucose increased	54	4.6
Creatinine increased	34	1.1
Phosphate decreased	27	2.3
Calcium decreased	23	0
ALT increased	22	1.1

\* The denominator used to calculate the rate varied from 87 to 88 based on the number of patients with a baseline value and at least one post-treatment value.

### Chronic Lymphocytic Leukemia or Small Lymphocytic Lymphoma

The safety data described below reflect exposure to BRUKINSA (160 mg twice daily) in 675 patients with CLL from two randomized controlled clinical trials [see *Clinical Studies (14.4)*]. The trials required patients to be unsuitable for fludarabine, cyclophosphamide, and rituximab (FCR) therapy defined as age  $\geq 65$  years, or age 18 to  $< 65$  years with either a total Cumulative Illness Rating Scale (CIRS)  $> 6$ , CLCr 30 to 69 mL/min, or history of serious or frequent infections. The trial excluded patients with AST or ALT  $\geq 2$  times the upper limit of normal (ULN) or bilirubin  $\geq 3$  times (ULN) and patients requiring a strong CYP3A inhibitor or inducer.

### SEQUOIA

The safety of BRUKINSA monotherapy in patients with previously untreated CLL/SLL was evaluated in a randomized, multicenter, open-label, actively controlled trial [see *Clinical Studies (14.4)*]. Patients without deletion of chromosome 17p13.1 (17p deletion) (Cohort 1) received either BRUKINSA 160 mg twice daily until disease progression or unacceptable toxicity (n=240) or bendamustine plus rituximab (BR) for 6 cycles (n=227). Bendamustine was dosed at 90 mg/m<sup>2</sup>/day intravenously on the first 2 days of each cycle, and rituximab was dosed at 375 mg/m<sup>2</sup> on day 1 of Cycle 1 and 500 mg/m<sup>2</sup> on day 1 of Cycles 2 to 6.

Additionally, the same BRUKINSA regimen was evaluated in 111 patients with previously untreated CLL/SLL with 17p deletion in a non-randomized single arm (Cohort 2).

#### *Randomized Cohort: Previously Untreated CLL/SLL without 17p Deletion*

In patients with previously untreated CLL/SLL without 17p deletion, the median age was 70, 62% were male, 89% were White, 2% were Asian, and 2% were Black. Most patients

(93%) had an ECOG performance status of 0 to 1.

The median duration of exposure to BRUKINSA was 26 months, with 71% exposed for more than 2 years.

Serious adverse reactions occurred in 36% of patients who received BRUKINSA. Serious adverse reactions that occurred in  $\geq 5\%$  of patients were COVID-19, pneumonia, and second primary malignancy (5% each). Fatal adverse reactions occurred in 11 (4.6%) patients with the leading cause of death being COVID-19 (2.1%).

Adverse reactions led to permanent discontinuation of BRUKINSA in 8% of patients, dose reduction in 8%, and dose interruption in 46%. The most common adverse reactions leading to permanent discontinuation were second primary malignancy and COVID-19. The leading causes of dose modification ( $\geq 5\%$  of all patients) were respiratory infections (COVID-19, pneumonia) and hemorrhage.

Table 9 summarizes select adverse reactions in this randomized cohort.

**Table 9: Adverse Reactions in  $\geq 10\%$  Patients with Previously Untreated CLL/SLL without 17p Deletion in SEQUOIA**

System Organ Class Preferred Term	CLL/SLL without 17p deletion			
	BRUKINSA (N=240)		BR (N=227)	
	All Grades (%)	Grade 3 or 4 (%)	All Grades (%)	Grade 3 or 4 (%)
<b>Musculoskeletal and connective tissue disorders</b>				
Musculoskeletal pain*	33	1.7	17	0.4
<b>Infections and infestations</b>				
Upper respiratory tract infection†	28	1.3	15	0.9
Pneumonia‡	13§	5	8¶	4
<b>Vascular disorders</b>				
Hemorrhage#	27§	4	4	0.4
Hypertension <sup>p</sup>	14	7	5	2.6
<b>Skin and subcutaneous tissue disorders</b>				
Rash <sup>β</sup>	24	1.3	30	5
Bruising <sup>à</sup>	24	0	2.6	0
<b>Respiratory, thoracic, and mediastinal disorders</b>				
Cough <sup>p</sup>	15	0	10	0
<b>Gastrointestinal disorders</b>				
Diarrhea	14	0.8	12¶	0.9
Constipation	10	0.4	18	0
Nausea	10	0	33	1.3
<b>General disorders</b>				
Fatigue <sup>è</sup>	14	1.3	21	1.8
<b>Neoplasms</b>				
Second primary malignancy <sup>ð</sup>	13§	6	1.3	0.4



<b>Nervous system disorders</b>				
Headache <sup>p</sup>	12	0	8	0
Dizziness <sup>ø</sup>	11	0.8	5	0

\* Musculoskeletal pain: musculoskeletal pain, arthralgia, back pain, pain in extremity, myalgia, neck pain, spinal pain, musculoskeletal discomfort, bone pain.

† Upper respiratory tract infection: upper respiratory tract infection, nasopharyngitis, sinusitis, rhinitis, pharyngitis, upper respiratory tract congestion, laryngitis, tonsillitis and upper respiratory tract inflammation, and related terms.

‡ Pneumonia: pneumonia, COVID-19 pneumonia, lower respiratory tract infection, lung infiltration, and related terms including specific types of infection.

§ Includes 3 fatal outcomes.

¶ Includes 2 fatal outcomes.

# Hemorrhage: all terms containing hematoma, hemorrhage, hemorrhagic, and related terms indicative of bleeding.

p Includes multiple similar adverse reaction terms.

β Rash: Rash, dermatitis, drug eruption, and related terms.

à Bruising: all terms containing bruise, bruising, contusion, or ecchymosis.

è Fatigue: fatigue, asthenia, and lethargy.

ø Second primary malignancy: includes non-melanoma skin cancer, malignant solid tumors (including lung, renal, genitourinary, breast, ovarian, and rectal), and chronic myeloid leukemia.

ø Dizziness: dizziness and vertigo.

Other clinically significant adverse reactions occurring in <10% of BRUKINSA recipients in this cohort included COVID-19 (9%), edema (8%), abdominal pain (8%), urinary tract infection (7%), and atrial fibrillation or flutter (3.3%).

Table 10 summarizes select laboratory abnormalities in this cohort.

**Table 10: Select Laboratory Abnormalities (≥20%) that Worsened from Baseline in Patients with Previously Untreated CLL/SLL without 17p Deletion in SEQUOIA**

Laboratory Abnormality*	BRUKINSA		BR	
	All Grades (%)	Grade 3 or 4 (%)	All Grades (%)	Grade 3 or 4 (%)
<b>Hematologic abnormalities</b>				
Neutrophils decreased	37	15	80	53
Hemoglobin decreased	29	2.5	66	8
Platelets decreased	27	1.7	61	11
Leukocytes increased	21 <sup>†</sup>	21	0.4	0.4
<b>Chemistry abnormalities</b>				
Glucose increased <sup>‡</sup>	55	7	67	10
Creatinine increased	22	0.8	18	0.4
Magnesium increased	22	0	14	0.4
Alanine aminotransferase increased	21	2.1	23	2.2

\* The denominator used to calculate the rate was 239 in the BRUKINSA arm and 227 in the BR arm, based on the number of patients with a baseline value and at least one post-treatment value. Grading is based on NCI CTCAE criteria.

† Lymphocytes increased in 15%.

‡ Nonfasting conditions.

### Single-Arm Cohort: Previously Untreated CLL/SLL and 17p Deletion

In 111 patients with previously untreated, 17p del CLL/SLL, the median age was 70, 71% were male, 95% were White, and 1% were Asian. Most patients (87%) had an ECOG performance status of 0 to 1. The median duration of exposure to BRUKINSA was 30 months.

Fatal adverse reactions occurred in 3 (2.7%) patients, including pneumonia, renal insufficiency, and aortic dissection (1 patient each).

Serious adverse reactions occurred in 41% of patients treated with BRUKINSA. Serious adverse reactions reported in  $\geq 5\%$  of patients were pneumonia (8%) and second primary malignancy (7%).

Adverse reactions led to treatment discontinuation in 5% of patients, dose reduction in 5%, and dose interruption in 51%. The leading causes of dose modification ( $\geq 5\%$  of all patients) were pneumonia, neutropenia, second primary malignancy, and diarrhea.

Table 11 summarizes select adverse reactions in this cohort.

**Table 11: Adverse Reactions in  $\geq 10\%$  of Patients with Previously Untreated CLL/SLL and 17p Deletion in SEQUOIA**

System Organ Class Preferred Term	CLL/SLL with 17p Deletion BRUKINSA (N=111)	
	All Grades (%)	Grade 3 or 4 (%)
<b>Infections and infestations</b>		
Upper respiratory tract infection*	38	0
Pneumonia†	20‡	8
<b>Musculoskeletal and connective tissue disorders</b>		
Musculoskeletal pain§	38	2.7
<b>Skin and subcutaneous tissue disorders</b>		
Rash¶	28	0
Bruising#	26	0.9
<b>Vascular disorders</b>		
Hemorrhage <sup>p</sup>	28	4.5
Hypertension <sup>e</sup>	11	5.4
<b>Neoplasms</b>		
Second primary malignancy <sup>β</sup>	22 <sup>à</sup>	6
<b>Gastrointestinal disorders</b>		
Diarrhea	18	0.9
Nausea	16	0
Constipation	15	0
Abdominal pain <sup>e</sup>	12	1.8
<b>Respiratory, thoracic, and mediastinal disorders</b>		
Cough <sup>e</sup>	18	0
Dyspnea <sup>e</sup>	13	0

<b>General disorders and administration site conditions</b>		
Fatigue <sup>ð</sup>	14	0.9
<b>Nervous system disorders</b>		
Headache	11	1.8

\* Upper respiratory tract infection: upper respiratory tract infection, nasopharyngitis, sinusitis, rhinitis, pharyngitis, upper respiratory tract congestion, upper respiratory tract inflammation, viral upper respiratory tract infection, and related terms.

† Pneumonia: pneumonia, COVID-19 pneumonia, lower respiratory tract infection, and related terms including specific types of infection.

‡ Includes 1 fatal outcome.

§ Musculoskeletal pain: musculoskeletal pain, arthralgia, back pain, pain in extremity, myalgia, neck pain, bone pain.

¶ Rash: Rash, dermatitis, toxic skin eruption, and related terms.

# Bruising: all terms containing bruise, bruising, contusion, or ecchymosis.

Ⓟ Hemorrhage: all terms containing hematoma, hemorrhage, hemorrhagic, and related terms indicative of bleeding.

ß Second primary malignancy: includes non-melanoma skin cancer, malignant solid tumors (including bladder, lung, renal, breast, prostate, ovarian, pelvis, and ureter), and malignant melanoma.

à Includes non-melanoma skin cancer in 13%.

è Includes multiple similar adverse reaction terms.

ø Fatigue: fatigue, asthenia, and lethargy.

Clinically significant adverse reactions occurring in <10% of BRUKINSA recipients in this cohort included urinary tract infection (8%), edema (7%), atrial fibrillation or flutter (4.5%), and COVID-19 (3.6%).

Table 12 summarizes select laboratory abnormalities in this cohort.

**Table 12: Select Laboratory Abnormalities (≥20%) that Worsened from Baseline in Patients with Previously Untreated CLL/SLL and 17p Deletion in SEQUOIA**

<b>Laboratory Abnormality*</b>	<b>BRUKINSA</b>	
	<b>All Grades (%)</b>	<b>Grade 3 or 4 (%)</b>
<b>Hematologic abnormalities</b>		
Neutrophils decreased	42	19 <sup>†</sup>
Hemoglobin decreased	26	3.6
Platelets decreased	23	0.9
<b>Chemistry abnormalities</b>		
Glucose increased <sup>‡</sup>	52	6
Magnesium increased	31	0
Creatinine increased	27	0.9

\* The denominator used to calculate the rate varied from 110 to 111 based on the number of patients with a baseline value and at least one post-treatment value.

Grading is based on NCI CTCAE criteria.

† Grade 4, 9%.

‡ Non-fasting conditions.

## ALPINE

The safety of BRUKINSA monotherapy was evaluated in patients with previously treated CLL/SLL in a randomized, multicenter, open-label, actively controlled trial [see *Clinical*

*Studies (14.4)]*. In ALPINE, 324 patients received BRUKINSA monotherapy, 160 mg orally twice daily and 324 patients received ibrutinib monotherapy, 420 mg orally daily until disease progression or unacceptable toxicity.

In ALPINE, the median duration of exposure was 24 months for BRUKINSA. Adverse reactions leading to death in the BRUKINSA arm occurred in 24 (7%) patients. Adverse reactions leading to death that occurred in >1% of patients were pneumonia (2.8%) and COVID-19 infection (1.9%).

One hundred and four patients in the BRUKINSA arm (32%) reported  $\geq 1$  serious adverse reaction. Serious adverse reactions occurring in  $\geq 5\%$  of patients were pneumonia (10%), COVID-19 (7%), and second primary malignancies (5%).

Adverse reactions led to treatment discontinuation in 13% of patients, dose reduction in 11%, and dose interruption in 42%. The leading cause of treatment discontinuation was pneumonia. The leading causes of dose modification ( $\geq 5\%$  of all patients) were respiratory infections (COVID-19, pneumonia) and neutropenia.

Table 13 summarizes select adverse reactions in ALPINE.

**Table 13: Adverse Reactions in  $\geq 10\%$  of Patients with Relapsed or Refractory CLL/SLL Who Received BRUKINSA in ALPINE**

System Organ Class Preferred Term	BRUKINSA (N=324)		Ibrutinib (N=324)	
	All Grades (%)	Grade 3 or 4 (%)	All Grades (%)	Grade 3 or 4 (%)
<b>Infections and infestations</b>				
Upper respiratory tract infection*	27	1.2	22	1.2
Pneumonia <sup>†</sup>	18 <sup>‡</sup>	9	19 <sup>§</sup>	11
COVID-19 <sup>¶</sup>	14 <sup>‡</sup>	7	10 <sup>§</sup>	4.6
<b>Musculoskeletal and connective tissue disorders</b>				
Musculoskeletal pain <sup>#</sup>	26	0.6	28	0.6
<b>Vascular disorders</b>				
Hemorrhage <sup>p</sup>	24 <sup>‡</sup>	2.5	26 <sup>§</sup>	3.7
Hypertension <sup>β</sup>	19	13	20	13
<b>Skin and subcutaneous tissue disorders</b>				
Rash <sup>à</sup>	20	1.2	21	0.9
Bruising <sup>è</sup>	16	0	14	0
<b>Gastrointestinal disorders</b>				
Diarrhea	14	1.5	22	0.9
<b>General disorders</b>				
Fatigue <sup>ð</sup>	13	0.9	14	0.9
<b>Respiratory, thoracic, and mediastinal disorders</b>				
Cough <sup>β</sup>	11	0.3	11	0
<b>Nervous system disorders</b>				
Dizziness <sup>β</sup>	10	0	7	0

\* Upper respiratory tract infection: upper respiratory tract infection, sinusitis,

- pharyngitis, rhinitis, nasopharyngitis, laryngitis, tonsillitis, and related terms.
- † Pneumonia: Pneumonia, COVID-19 pneumonia, lower respiratory tract infection, lung infiltration, and related terms including specific types of infection.
- ‡ Includes fatal outcomes: pneumonia (9 patients), COVID-19 (8 patients), and hemorrhage (1 patient).
- § Includes fatal outcomes: pneumonia (10 patients), COVID-19 (9 patients), and hemorrhage (2 patients).
- ¶ COVID-19: COVID-19, COVID-19 pneumonia, postacute COVID-19 syndrome, SARS-CoV-2 test positive.
- # Musculoskeletal pain: musculoskeletal pain, arthralgia, back pain, pain in extremity, myalgia, neck pain, spinal pain, bone pain, and musculoskeletal discomfort.
- ⌘ Hemorrhage: all terms containing hematoma, hemorrhage, hemorrhagic, and related terms indicative of bleeding.
- β Includes multiple similar adverse reaction terms.
- à Rash: Rash, Dermatitis, and related terms.
- è Bruising: all terms containing bruise, bruising, contusion, or ecchymosis.
- ð Fatigue: asthenia, fatigue, lethargy.

Clinically relevant adverse reactions in <10% of patients who received BRUKINSA included urinary tract infection (9%), supraventricular arrhythmias (9%) including atrial fibrillation or flutter (4.6%), abdominal pain (8%), headache (8%), pruritus (6.2%), constipation (5.9%), and edema (4.6%).

Table 14 summarizes select laboratory abnormalities in ALPINE.

**Table 14: Select Laboratory Abnormalities (≥20%) that Worsened from Baseline in Patients Who Received BRUKINSA in ALPINE**

Laboratory Abnormality*	BRUKINSA		Ibrutinib	
	All Grades (%)	Grade 3 or 4 (%)	All Grades (%)	Grade 3 or 4 (%)
<b>Hematologic abnormalities</b>				
Neutrophils decreased	43	15	33	16
Hemoglobin decreased	28	4	32	3.7
Lymphocytes increased	24	19	26	19
Platelets decreased	22	4	24	3.4
<b>Chemistry abnormalities</b>				
Glucose increased	52	5	29	2.8
Creatinine increased	26	0	23	0
Phosphate decreased	21	2.5	13	2.2
Calcium decreased	21	0.6	29	0

\* The denominator used to calculate the rate was 321 in the BRUKINSA arm, and varied from 320 to 321 in the ibrutinib arm, based on the number of patients with a baseline value and at least one post-treatment value. Grading is based on NCI CTCAE criteria.

### Follicular Lymphoma

The safety of BRUKINSA in combination with obinutuzumab was evaluated in 143 adult patients with relapsed or refractory follicular lymphoma (FL) in study BGB-3111-212 (ROSEWOOD), a randomized, multicenter, open-label trial [see *Clinical Studies (14.5)*]. The trial required an absolute neutrophil count  $\geq 1 \times 10^9/L$ , platelet count  $\geq 50 \times 10^9/L$ ,

and CLcr  $\geq$ 30 mL/min and excluded patients requiring a strong CYP3A inhibitor or inducer.

Patients were randomized to receive either BRUKINSA 160 mg twice daily until disease progression or unacceptable toxicity plus obinutuzumab (n=143) or obinutuzumab monotherapy (n=71). Obinutuzumab was dosed at 1,000 mg intravenously on Days 1, 8, and 15 of Cycle 1; on Day 1 of Cycles 2 to 6; and then every 8 weeks for up to 20 doses. At the discretion of the investigator, obinutuzumab was administered intravenously on Day 1 (100 mg) and on Day 2 (900 mg) of Cycle 1 instead of 1,000 mg on Day 1 of Cycle 1.

In patients who received BRUKINSA in combination with obinutuzumab, the median age was 63, 49% were female, 63% were White, and 21% were Asian. Most patients (97%) had an ECOG performance status of 0 to 1. The median duration of BRUKINSA treatment was 12 months, with 24% of patients treated for at least 2 years.

Serious adverse reactions occurred in 35% of patients who received BRUKINSA in combination with obinutuzumab. Serious adverse reactions in  $\geq$ 5% of patients included pneumonia (11%) and COVID-19 (10%). Fatal adverse reactions occurred in 4.2% of patients, with the leading cause of death being COVID-19 (2.1%).

Adverse reactions led to permanent discontinuation of BRUKINSA in 17% of patients, dose reduction in 9%, and dose interruption in 40%. Adverse reactions leading to permanent discontinuation in  $\geq$ 2% of patients were pneumonia, COVID-19, and second primary malignancy. The leading causes of BRUKINSA dosage modification (42% of all patients) were pneumonia, COVID-19, thrombocytopenia, and neutropenia.

Table 15 summarizes adverse reactions in BGB-3111-212.

**Table 15: Adverse Reactions in  $\geq$ 10% of Patients with Relapsed or Refractory FL Who Received BRUKINSA in Study BGB-3111-212**

System Organ Class Preferred Term	BGB-3111-212			
	BRUKINSA + Obinutuzumab (N=143)		Obinutuzumab (N=71)	
	All Grades (%)	Grade 3 or 4 (%)	All Grades (%)	Grade 3 or 4 (%)
<b>General disorders and administration site conditions</b>				
Fatigue <sup>*,†</sup>	27	1.4	25	1.4
Pyrexia	13	0	20	0
<b>Musculoskeletal and connective tissue disorders</b>				
Musculoskeletal pain <sup>*,‡</sup>	22	3.5	23	1.4
<b>Vascular disorders</b>				
Hemorrhage <sup>*,§</sup>	20	1.4	10	1.4
<b>Gastrointestinal disorders</b>				
Diarrhea	18	2.8	17	1.4
Constipation	13	0	9	0
Abdominal pain <sup>*</sup>	11	2.1	11	0
<b>Infections and infestations</b>				

Upper respiratory tract infection <sup>*,¶</sup>	17	2.8	10	0
Pneumonia <sup>*,#,p</sup>	15	13	11	7
COVID-19 <sup>*,p</sup>	13	9	11	4.2
Herpes virus infection <sup>β</sup>	11	2.1	1.4	0
Urinary tract infection <sup>à</sup>	10	1.4	7	0
<b>Respiratory, thoracic, and mediastinal disorders</b>				
Cough <sup>*</sup>	14	0	14	0
Dyspnea <sup>*,p</sup>	11	2.1	13	0
<b>Skin and subcutaneous tissue disorders</b>				
Rash <sup>*,è</sup>	11	0	14	0

\* Includes multiple related terms.

† Fatigue: Fatigue, asthenia, and lethargy.

‡ Musculoskeletal pain: Back pain, musculoskeletal pain, musculoskeletal discomfort, noncardiac chest pain, neck pain, pain in extremity, myalgia, spinal pain, bone pain, arthralgia, and related terms.

§ Hemorrhage: All terms containing hematoma, hemorrhage, hemorrhagic, and related terms indicative of bleeding.

¶ Upper respiratory tract infection: Upper respiratory tract infection, sinusitis, pharyngitis, laryngitis, rhinitis, nasopharyngitis, laryngopharyngitis, tonsillitis bacterial, and related terms.

# Pneumonia: Pneumonia, COVID-19 pneumonia, lung infiltration, lung consolidation, and related terms including specific types of infection.

p Includes fatal outcomes: COVID-19 (3 patients), pneumonia (2 patients), dyspnea (1 patient).

β Herpes virus infection: Herpes viral infection, herpes zoster, herpes simplex, herpes simplex reactivation, varicella, and Epstein-Barr viremia.

à Urinary tract infection: Urinary tract infection, cystitis, pyelonephritis, and related terms.

è Rash: Rash, erythema, dermatitis, drug eruption, skin reaction, and related terms.

Clinically relevant adverse reactions in <10% of patients who received BRUKINSA in combination with obinutuzumab included bruising, edema, pruritus, petechiae, vomiting, headache, arthralgia, hypertension, sepsis, cardiac arrhythmias, renal insufficiency, febrile neutropenia, transaminase elevation, and pneumonitis.

**Table 16: Select Laboratory Abnormalities (≥20%) that Worsened from Baseline in Patients Who Received BRUKINSA in Study BGB-3111-212**

Laboratory Abnormality*	BGB-3111-212			
	BRUKINSA + Obinutuzumab		Obinutuzumab	
	All Grades (%)	Grade 3 or 4 (%)	All Grades (%)	Grade 3 or 4 (%)
<b>Hematologic abnormalities</b>				
Platelets decreased	65	11	43	11
Neutrophils decreased	47	17	42	14
Hemoglobin decreased	31	0.8	23	0
Lymphocytes decreased	30	11	51	25

<b>Chemistry</b>				
Glucose increased <sup>†</sup>	53	8	41	9
Alanine aminotransferase increased	23	0	28	0
Phosphate decreased	21	0.8	14	0

\* The denominator used to calculate the rate was 122 in the BRUKINSA + obinutuzumab arm, and varied from 56 to 58 in the obinutuzumab arm, based on the number of patients with a baseline value and at least one post-treatment value. Grading is based on NCI CTCAE criteria.

† Nonfasting conditions.

## 6.2 Postmarketing Experience

The following adverse reactions have been identified during postapproval use of BRUKINSA. Because these reactions are reported voluntarily from a population of uncertain size, it is not always possible to reliably estimate their frequency or establish a causal relationship to drug exposure.

- Hepatobiliary disorder: drug-induced liver injury

## 7 DRUG INTERACTIONS

### 7.1 Effect of Other Drugs on BRUKINSA

**Table 17: Drug Interactions that Affect Zanubrutinib**

<b>Moderate and Strong CYP3A Inhibitors</b>	
<i>Clinical Impact</i>	<ul style="list-style-type: none"> <li>• Coadministration with a moderate or strong CYP3A inhibitor increases zanubrutinib <math>C_{max}</math> and AUC [see <i>Clinical Pharmacology (12.3)</i>] which may increase the risk of BRUKINSA toxicities.</li> </ul>
<i>Prevention or management</i>	<ul style="list-style-type: none"> <li>• Reduce BRUKINSA dosage when coadministered with moderate or strong CYP3A inhibitors [see <i>Dosage and Administration (2.3)</i>].</li> </ul>
<b>Moderate and Strong CYP3A Inducers</b>	
<i>Clinical Impact</i>	<ul style="list-style-type: none"> <li>• Coadministration with a moderate or strong CYP3A inducer decreases zanubrutinib <math>C_{max}</math> and AUC [see <i>Clinical Pharmacology (12.3)</i>] which may reduce BRUKINSA efficacy.</li> </ul>
<i>Prevention or management</i>	<ul style="list-style-type: none"> <li>• Avoid coadministration of BRUKINSA with strong CYP3A inducers [see <i>Dosage and Administration (2.3)</i>].</li> <li>• Avoid coadministration of BRUKINSA with moderate CYP3A inducers [see <i>Dosage and Administration (2.3)</i>]. If these inducers</li> </ul>



	cannot be avoided, increase BRUKINSA dosage to 320 mg twice daily [see <i>Dosage and Administration</i> (2.3)].
--	---

## 8 USE IN SPECIFIC POPULATIONS

### 8.1 Pregnancy

#### Risk Summary

Based on findings in animals, BRUKINSA can cause fetal harm when administered to pregnant women. There are no available data on BRUKINSA use in pregnant women to evaluate for a drug-associated risk of major birth defects, miscarriage, or adverse maternal or fetal outcomes. In animal reproduction studies, oral administration of zanubrutinib to pregnant rats during the period of organogenesis was associated with fetal heart malformation at approximately 5-fold human exposures (*see Data*). Women should be advised to avoid pregnancy while taking BRUKINSA. If BRUKINSA is used during pregnancy, or if the patient becomes pregnant while taking BRUKINSA, the patient should be apprised of the potential hazard to the fetus.

The estimated background risk of major birth defects and miscarriage for the indicated population is unknown. All pregnancies have a background risk of birth defect, loss, or other adverse outcomes. In the U.S. general population, the estimated background risk of major birth defects and miscarriage in clinically recognized pregnancies is 2% to 4% and 15% to 20%, respectively.

#### Data

##### *Animal Data*

Embryo-fetal development toxicity studies were conducted in both rats and rabbits. Zanubrutinib was administered orally to pregnant rats during the period of organogenesis at doses of 30, 75, and 150 mg/kg/day. Malformations in the heart (2 or 3-chambered hearts) were noted at all dose levels in the absence of maternal toxicity. The dose of 30 mg/kg/day is approximately 5 times the exposure (AUC) in patients receiving the recommended dose of 160 mg twice daily.

Administration of zanubrutinib to pregnant rabbits during the period of organogenesis at 30, 70, and 150 mg/kg/day resulted in postimplantation loss at the highest dose. The dose of 150 mg/kg is approximately 32 times the exposure (AUC) in patients at the recommended dose and was associated with maternal toxicity.

In a pre and postnatal developmental toxicity study, zanubrutinib was administered orally to rats at doses of 30, 75, and 150 mg/kg/day from implantation through weaning. The offspring from the middle and high dose groups had decreased body weights preweaning, and all dose groups had adverse ocular findings (e.g., cataract, protruding eye). The dose of 30 mg/kg/day is approximately 5 times the AUC in patients receiving the recommended dose.

### 8.2 Lactation

#### Risk Summary

There are no data on the presence of zanubrutinib or its metabolites in human milk, the effects on the breastfed child, or the effects on milk production. Because of the potential for serious adverse reactions from BRUKINSA in a breastfed child, advise lactating women not to breastfeed during treatment with BRUKINSA and for two weeks following the last dose.

### **8.3 Females and Males of Reproductive Potential**

BRUKINSA can cause embryo-fetal harm when administered to pregnant women [see *Use in Specific Populations (8.1)*].

#### Pregnancy Testing

Pregnancy testing is recommended for females of reproductive potential prior to initiating BRUKINSA therapy.

#### Contraception

##### *Females*

Advise female patients of reproductive potential to use effective contraception during treatment with BRUKINSA and for 1 week following the last dose of BRUKINSA. If this drug is used during pregnancy, or if the patient becomes pregnant while taking this drug, the patient should be informed of the potential hazard to a fetus.

##### *Males*

Advise men to avoid fathering a child while receiving BRUKINSA and for 1 week following the last dose of BRUKINSA.

### **8.4 Pediatric Use**

Safety and effectiveness of BRUKINSA in pediatric patients have not been established.

### **8.5 Geriatric Use**

Of the 1729 patients with MCL, MZL, WM, CLL/SLL, and FL in clinical studies with BRUKINSA, 59% were  $\geq 65$  years of age, and 21% were  $\geq 75$  years of age. Patients  $\geq 65$  years of age had numerically higher rates of Grade 3 or higher adverse reactions and serious adverse reactions (57% and 38%, respectively) than patients  $< 65$  years of age (51% and 29%, respectively). No overall differences in effectiveness were observed between younger and older patients.

### **8.6 Renal Impairment**

No dosage modification is recommended in patients with mild, moderate, or severe renal impairment ( $CL_{cr} \geq 15$  mL/min, estimated by Cockcroft-Gault). Monitor for BRUKINSA adverse reactions in patients on dialysis [see *Clinical Pharmacology (12.3)*].

### **8.7 Hepatic Impairment**

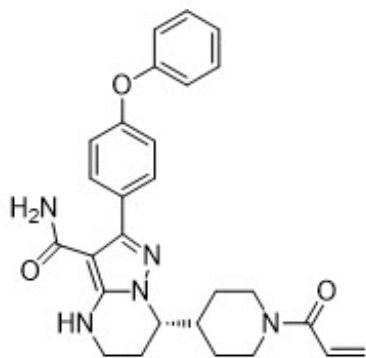
Dosage modification of BRUKINSA is recommended in patients with severe hepatic impairment [see *Dosage and Administration (2.2)*]. The safety of BRUKINSA has not been evaluated in patients with severe hepatic impairment. No dosage modification is recommended in patients with mild to moderate hepatic impairment. Monitor for BRUKINSA adverse reactions in patients with hepatic impairment [see *Clinical*

## 11 DESCRIPTION

BRUKINSA (zanubrutinib) is a kinase inhibitor. The empirical formula of zanubrutinib is  $C_{27}H_{29}N_5O_3$  and the chemical name is (S)-7-(1-acryloylpiperidin-4-yl)-2-(4-phenoxyphenyl)-4,5,6,7-tetrahydropyrazolo[1,5-a]pyrimidine-3-carboxamide. Zanubrutinib is a white to off-white powder, with a pH of 7.8 in saturated solution. The aqueous solubility of zanubrutinib is pH dependent, from very slightly soluble to practically insoluble.

The molecular weight of zanubrutinib is 471.55 Daltons.

Zanubrutinib has the following structure:



Each BRUKINSA capsule for oral administration contains 80 mg zanubrutinib and the following inactive ingredients: colloidal silicon dioxide, croscarmellose sodium, magnesium stearate, microcrystalline cellulose, and sodium lauryl sulfate. The capsule shell contains edible black ink, gelatin, and titanium dioxide.

## 12 CLINICAL PHARMACOLOGY

### 12.1 Mechanism of Action

Zanubrutinib is a small-molecule inhibitor of Bruton's tyrosine kinase (BTK). Zanubrutinib forms a covalent bond with a cysteine residue in the BTK active site, leading to inhibition of BTK activity. BTK is a signaling molecule of the B-cell antigen receptor (BCR) and cytokine receptor pathways. In B-cells, BTK signaling results in activation of pathways necessary for B-cell proliferation, trafficking, chemotaxis, and adhesion. In nonclinical studies, zanubrutinib inhibited malignant B-cell proliferation and reduced tumor growth.

### 12.2 Pharmacodynamics

#### BTK Occupancy in PBMCs and Lymph Nodes

The median steady-state BTK occupancy in peripheral blood mononuclear cells was maintained at 100% over 24 hours at a total daily dose of 320 mg in patients with B-cell malignancies. The median steady-state BTK occupancy in lymph nodes was 94% to 100% following the approved recommended dosage.

#### Cardiac Electrophysiology

At the approved recommended doses (160 mg twice daily or 320 mg once daily), there were no clinically relevant effects on the QTc interval. The effect of BRUKINSA on the QTc interval above the therapeutic exposure has not been evaluated.

### In Vitro Platelet Aggregation

In blood samples from healthy donors, patients on anticoagulant or antiplatelet therapy, and those with severe renal dysfunction, zanubrutinib demonstrated inhibition of platelet aggregation mediated by collagen, CRP-XL, or rhodocytin. Zanubrutinib did not show meaningful inhibition of platelet aggregation for ADP and PAR4-AP.

## **12.3 Pharmacokinetics**

Zanubrutinib maximum plasma concentration ( $C_{max}$ ) and area under the plasma drug concentration over time curve (AUC) increase proportionally over a dosage range from 40 mg to 320 mg (0.13 to 1 time the recommended total daily dose). Limited systemic accumulation of zanubrutinib was observed following repeated administration.

The geometric mean (%CV) zanubrutinib steady-state daily AUC is 2,099 (42%) ng•h/mL following 160 mg twice daily and 1,917 (59%) ng•h/mL following 320 mg once daily. The geometric mean (%CV) zanubrutinib steady-state  $C_{max}$  is 295 (55%) ng/mL following 160 mg twice daily and 537 (55%) ng/mL following 320 mg once daily.

### Absorption

The median  $t_{max}$  of zanubrutinib is 2 hours.

### *Effect of Food*

No clinically significant differences in zanubrutinib AUC or  $C_{max}$  were observed following administration of a high-fat meal (approximately 1,000 calories with 50% of total caloric content from fat) in healthy subjects.

### Distribution

The geometric mean (%CV) apparent volume of distribution ( $V_z/F$ ) of zanubrutinib is 537 (73%) L. The plasma protein binding of zanubrutinib is approximately 94% and the blood-to-plasma ratio is 0.7 to 0.8.

### Elimination

The mean half-life ( $t_{1/2}$ ) of zanubrutinib is approximately 2 to 4 hours following a single oral zanubrutinib dose of 160 mg or 320 mg. The geometric mean (%CV) apparent oral clearance (CL/F) of zanubrutinib is 128 (58%) L/h.

### *Metabolism*

Zanubrutinib is primarily metabolized by cytochrome P450(CYP)3A.

### *Excretion*

Following a single radiolabeled zanubrutinib dose of 320 mg to healthy subjects, approximately 87% of the dose was recovered in feces (38% unchanged) and 8% in urine (less than 1% unchanged).

### Specific Populations

No clinically significant differences in the pharmacokinetics of zanubrutinib were observed based on age (19 to 90 years), sex, race (Asian, White, and Other), body

weight (36 to 144 kg), or mild, moderate or severe renal impairment (CLcr  $\geq$ 15 mL/min as estimated by Cockcroft-Gault). The effect of dialysis on zanubrutinib pharmacokinetics is unknown.

### Hepatic Impairment

The total AUC of zanubrutinib increased by 11% in subjects with mild hepatic impairment (Child-Pugh class A), by 21% in subjects with moderate hepatic impairment (Child-Pugh class B), and by 60% in subjects with severe hepatic impairment (Child-Pugh class C) relative to subjects with normal liver function. The unbound AUC of zanubrutinib increased by 23% in subjects with mild hepatic impairment (Child-Pugh class A), by 43% in subjects with moderate hepatic impairment (Child-Pugh class B) and by 194% in subjects with severe hepatic impairment (Child-Pugh class C) relative to subjects with normal liver function.

### Drug Interaction Studies

#### *Clinical Studies and Model-Informed Approaches*

**CYP3A Inhibitors:** Coadministration of multiple doses of CYP3A inhibitors increases zanubrutinib C<sub>max</sub> and AUC (Table 18).

**Table 18: Observed or Predicted Increase in Zanubrutinib Exposure After Coadministration of CYP3A Inhibitors**

<b>Coadministered CYP3A Inhibitor</b>	<b>Increase in Zanubrutinib C<sub>max</sub></b>	<b>Increase in Zanubrutinib AUC</b>
	<i>Observed</i>	
Itraconazole (200 mg once daily)*	157%	278%
Fluconazole (400 mg once daily)†	81%	88%
Diltiazem (180 mg once daily)†	62%	62%
Voriconazole (200 mg twice daily)†	229%	230%
Clarithromycin (250 mg twice daily)†	101%	92%
	<i>Predicted</i>	
Posaconazole suspension (100 mg once daily)‡	169%	180%
Posaconazole suspension (100 mg twice daily)‡	207%	279%
Posaconazole delayed-release tablets (300 mg once daily)‡	232%	407%
Posaconazole intravenously (300 mg once daily)‡	205%	333%
Itraconazole (200 mg once daily)‡	273%	320%

\* The assessment was conducted in healthy subjects with a single dose of zanubrutinib 20 mg.

† The assessment was conducted in patients with B-cell lymphoma administered multiple doses of zanubrutinib at the respective recommended zanubrutinib dosages in Table 1.

‡ The predicted values were based on simulations with patients administered multiple doses of zanubrutinib at the respective recommended dosages in Table 1.

CYP3A Inducers: Coadministration of multiple doses of rifampin (strong CYP3A inducer) decreased the zanubrutinib  $C_{max}$  by 92% and AUC by 93%. Coadministration of multiple doses of rifabutin (moderate CYP3A inducer) decreased the zanubrutinib  $C_{max}$  by 48% and AUC by 44%.

Coadministration of multiple doses of efavirenz (moderate CYP3A inducer) is predicted to decrease zanubrutinib  $C_{max}$  by 58% and AUC by 60%.

CYP3A Substrates: Coadministration of multiple doses of zanubrutinib decreased midazolam (CYP3A substrate)  $C_{max}$  by 30% and AUC by 47%.

CYP2C19 Substrates: Coadministration of multiple doses of zanubrutinib decreased omeprazole (CYP2C19 substrate)  $C_{max}$  by 20% and AUC by 36%.

Other CYP Substrates: No clinically significant differences were observed with warfarin (CYP2C9 substrate) pharmacokinetics when coadministered with zanubrutinib.

Transporter Systems: Coadministration of multiple doses of zanubrutinib increased digoxin (P-gp substrate)  $C_{max}$  by 34% and AUC by 11%. No clinically significant differences in the pharmacokinetics of rosuvastatin (BCRP substrate) were observed when coadministered with zanubrutinib.

Gastric Acid Reducing Agents: No clinically significant differences in zanubrutinib pharmacokinetics were observed when coadministered with gastric acid reducing agents (proton pump inhibitors, H<sub>2</sub>-receptor antagonists).

### *In Vitro Studies*

CYP Enzymes: Zanubrutinib is an inducer of CYP2B6 and CYP2C8.

Transporter Systems: Zanubrutinib is likely to be a substrate of P-gp. Zanubrutinib is not a substrate or inhibitor of OAT1, OAT3, OCT2, OATP1B1, or OATP1B3.

## **13 NONCLINICAL TOXICOLOGY**

### **13.1 Carcinogenesis, Mutagenesis, Impairment of Fertility**

Carcinogenicity studies have not been conducted with zanubrutinib.

Zanubrutinib was not mutagenic in a bacterial mutagenicity (Ames) assay, was not clastogenic in a chromosome aberration assay in mammalian (CHO) cells, nor was it clastogenic in an *in vivo* bone marrow micronucleus assay in rats.

A combined male and female fertility and early embryonic development study was conducted in rats at oral zanubrutinib doses of 30 to 300 mg/kg/day. Male rats were dosed 4 weeks prior to mating and through mating and female rats were dosed 2 weeks prior to mating and to gestation day 7. No effect on male or female fertility was noted at lower doses, but at the highest dose tested, morphological abnormalities in sperm and increased postimplantation loss were noted. The high dose of 300 mg/kg/day is approximately 10 times the human recommended dose, based on body surface area.

## **14 CLINICAL STUDIES**

## 14.1 Mantle Cell Lymphoma

The efficacy of BRUKINSA was assessed in BGB-3111-206 [NCT03206970], a Phase 2, open-label, multicenter, single-arm trial of 86 previously treated patients with MCL who had received at least one prior therapy. BRUKINSA was given orally at a dose of 160 mg twice daily until disease progression or unacceptable toxicity.

The median age of patients was 60.5 years (range: 34 to 75) and the majority were male (78%). The median time since diagnosis to study entry was 30 months (range: 3 to 102) and the median number of prior therapies was 2 (range: 1 to 4). The most common prior regimens were CHOP-based (91%) followed by rituximab-based (74%). The majority of patients had extranodal involvement (71%) and refractory disease (52%). Blastoid variant of MCL was present in 14% of patients. The MIPI score was low in 58%, intermediate in 29%, and high risk in 13%.

The efficacy of BRUKINSA was also assessed in BGB-3111-AU-003 [NCT02343120], a Phase 1/2, open-label, dose-escalation, global, multicenter, single-arm trial of B cell malignancies including 32 previously treated MCL patients treated with BRUKINSA. BRUKINSA was given orally at doses of 160 mg twice daily or 320 mg daily. The median age of patients with previously treated MCL was 70 years (range: 42 to 86) and 38% of patients were  $\geq 75$  years old. Most patients were male (69%) and White (78%). The MIPI score was low in 28%, intermediate in 41%, and high risk in 31%.

Tumor response was according to the 2014 Lugano Classification for both studies, and the primary efficacy endpoint was overall response rate as assessed by an Independent Review Committee (IRC).

**Table 19: Efficacy Results per IRC in Patients with MCL**

	<b>Study BGB-3111-206 (N=86)</b>	<b>Study BGB-3111-AU-003 (N=32)</b>
ORR (95% CI)	84% (74, 91)	84% (67, 95)
CR	59%	22%*
PR	24%	62%
Median DOR in months (95% CI)	19.5 (16.6, NE)	18.5 (12.6, NE)

ORR: overall response rate, CR: complete response, PR: partial response, DOR: duration of response, CI: confidence interval, NE: not estimable.

\* FDG-PET scans were not required for response assessment.

## 14.2 Waldenström's Macroglobulinemia

The efficacy of BRUKINSA was evaluated in ASPEN [NCT03053440], a randomized, active control, open-label trial, comparing BRUKINSA and ibrutinib in patients with MYD88 L265P mutation (*MYD88<sup>MUT</sup>*) WM. Patients in Cohort 1 (n=201) were randomized 1:1 to receive BRUKINSA 160 mg twice daily or ibrutinib 420 mg once daily until disease progression or unacceptable toxicity. Randomization was stratified by number of prior therapies (0 vs 1-3 vs >3) and CXCR4 status (presence or absence of a WHIM-like mutation as measured by Sanger assay).

The major efficacy outcome was the response rate defined as PR or better as assessed

by IRC based on standard consensus response criteria from the International Workshop on Waldenström's Macroglobulinemia (IWWM)-6 criteria. An additional efficacy outcome measure was duration of response (DOR).

The median age was 70 years (range: 38 to 90) and 68% were male. Of those enrolled, 2% were Asian, 91% were White, and 7% were of unknown race. ECOG performance status of 0 or 1 was present in 93% patients at baseline and 7% had a baseline ECOG performance status of 2. A total of 82% had relapsed/refractory disease with 85% having received prior alkylating agents and 91% prior anti-CD20 therapy. The median number of prior therapies in those with relapsed/refractory disease was 1 (range: 1 to 8). A total of 91 (45%) patients had International Prognostic Scoring System (IPSS) high WM.

The study did not meet statistical significance for the prespecified efficacy outcome of superior CR+VGPR as assessed by IRC, tested first in patients with R/R disease in ASPEN.

Table 20 shows the response rates in ASPEN based on IRC assessment.

**Table 20: Response Rate and Duration of Response Based on IRC Assessment in ASPEN**

Response Category	Standard IWWM-6*		Modified IWWM-6†	
	BRUKINSA (N=102)	Ibrutinib (N=99)	BRUKINSA (N=102)	Ibrutinib (N=99)
Response rate (CR+VGPR+PR), n (%)	79 (77.5)	77 (77.8)	79 (77.5)	77 (77.8)
95% CI (%)‡	(68.1, 85.1)	(68.3, 85.5)	(68.1, 85.1)	(68.3, 85.5)
Complete Response (CR)	0 (0)	0 (0)	0 (0)	0 (0)
Very Good Partial Response (VGPR)	16 (15.7)	7 (7.1)	29 (28.4)	19 (19.2)
Partial Response (PR)	63 (61.8)	70 (70.7)	50 (49)	58 (58.6)
Duration of response (DOR), Event-free at 12 months (95% CI)§	94.4% (85.8, 97.9)	87.9% (77, 93.8)	94.4% (85.8, 97.9)	87.9% (77, 93.8)

\* IWWM-6 criteria (Owen et al, 2013) require complete resolution of extramedullary disease (EMD) if present at baseline for VGPR to be assessed.

† Modified IWWM-6 criteria (Treon, 2015) require a reduction in EMD if present at baseline for VGPR to be assessed.

‡ 2-sided Clopper-Pearson 95% confidence interval.

§ Estimated by Kaplan-Meier method with 95% CIs estimated using the method of Brookmeyer and Crowley.

## ASPEN Cohort 2

Cohort 2 enrolled patients with MYD88 wildtype (*MYD88<sup>WT</sup>*) or MYD88 mutation unknown WM (N=26 and 2, respectively) and received BRUKINSA 160 mg twice daily. The median age was 72 years (range: 39 to 87) with 43% >75 years, 50% were male, 96% were White, and 4% were not reported (unknown race). Eighty-six percent of patients had a baseline ECOG performance status 0 or 1 and 14% had a baseline performance status of 2. Twenty-three of the 28 patients in Cohort 2 had relapsed or



refractory disease.

In Cohort 2, response (CR+VGPR+PR) as assessed by IRC using IWWM-6 or modified IWWM-6 was seen in 50% (13 out of 26 response evaluable patients; 95% CI: 29.9, 70.1).

### 14.3 Marginal Zone Lymphoma

The efficacy of BRUKINSA was assessed in Study BGB-3111-214 [NCT03846427], an open-label, multicenter, single-arm trial that evaluated 66 patients with MZL who received at least one prior anti-CD20-based therapy. BRUKINSA was given orally at a dosage of 160 mg twice daily until disease progression or unacceptable toxicity. The median age was 70 years (range: 37 to 85); 55% were male; 38% had extranodal MZL, 38% nodal, 18% splenic, and 6% had unknown subtype. The median number of prior systemic therapies was 2 (range: 1 to 6), with 27% having 3 or more lines of systemic therapy; 88% had prior rituximab-based chemotherapy; 32% had refractory disease at study entry.

The efficacy of BRUKINSA was also assessed in BGB-3111-AU-003 [NCT02343120], an open-label, multicenter, single-arm trial that included 20 patients with previously treated MZL (45% having extranodal MZL, 25% nodal, 30% splenic). BRUKINSA was given orally at dosages of 160 mg twice daily or 320 mg once daily. The median age was 70 years (range: 52 to 85); 50% were male. The median number of prior systemic therapies was 2 (range: 1 to 5), with 20% having 3 or more lines of systemic therapy; 95% had prior rituximab-based chemotherapy.

Efficacy was based on overall response rate (ORR) and duration of response as assessed by an Independent Review Committee (IRC) using 2014 Lugano criteria (Table 21).

**Table 21: Efficacy Results per IRC in Patients with MZL**

<b>Parameter</b>	<b>Study BGB-3111-214 (N=66)</b>	<b>Study BGB-3111-AU-003 (N=20)</b>
<b>Overall Response Rate (CT-based)*</b>		
ORR, n (95% CI, %)	37 (56%) (43, 68)	16 (80%) (56, 94)
CR, n	13 (20%)	4 (20%)
PR, n	24 (36%)	12 (60%)
<b>Time to Response</b>		
Median (range), months	2.9 (1.8, 11.1)	2.9 (2.6, 23.1)
<b>Duration of Response†</b>		
Median DOR (95% CI), months	NE (NE, NE)	NE (8.4, NE)
Rate at 12 months (95% CI)	85% (67, 93)	72% (40, 88)

ORR: overall response rate, CR: complete response, PR: partial response, DOR: duration of response, CI: confidence interval, NE: not estimable.

\* Per 2014 CT-based Lugano criteria. FDG-PET scans were not considered for this response assessment.

† Based on Kaplan-Meier estimation. Estimated median follow-up for DOR was 8.3 months for Study BGB-3111-214 and 31.4 months for Study BGB-3111-AU-003.

In study BGB-3111-214, ORR prioritizing PET-CT when available (55 patients, with the remainder assessed by CT scan) was 67% (95% CI: 54, 78) with a CR rate of 26%.

#### 14.4 Chronic Lymphocytic Leukemia or Small Lymphocytic Lymphoma

The efficacy of BRUKINSA in patients with CLL/SLL was evaluated in two randomized controlled trials.

##### SEQUOIA

The efficacy of BRUKINSA in patients with previously untreated CLL/SLL was evaluated in a multicenter, open-label trial (SEQUOIA; NCT03336333). The trial required patients to be unsuitable for FCR therapy defined as either age  $\geq 65$  years or age 18 to  $< 65$  with a total Cumulative Illness Rating Scale (CIRS)  $> 6$ , creatinine clearance 30 to 69 mL/min, or history of serious or recurrent infection. Patients without 17p deletion (17p del) were randomized to receive either BRUKINSA 160 mg twice daily until disease progression or unacceptable toxicity (n=241) or bendamustine plus rituximab (BR) for 6 cycles (n=238). Bendamustine was dosed at 90 mg/m<sup>2</sup>/day intravenously on the first 2 days of each cycle, and rituximab was dosed at 375 mg/m<sup>2</sup> on day 1 of Cycle 1 and 500 mg/m<sup>2</sup> on day 1 of Cycles 2 to 6 with a 28-day cycle length. Randomization was stratified by age, Binet stage, immunoglobulin variable region heavy chain (IGHV) mutational status, and geographic region.

Additionally, the same BRUKINSA regimen was evaluated in 110 patients with previously untreated 17p del CLL/SLL in a non-randomized cohort.

Efficacy is summarized according to cohort.

##### *Randomized Cohort: Previously Untreated CLL/SLL without 17p Deletion*

In the randomized cohort of patients with previously untreated CLL/SLL without 17p deletion, the median age was 70 years; 62% were male, 89% were White, 3% were Asian, and 1% were Black. Fifty-three percent of patients had an unmutated IGHV gene and 29% had Binet Stage C disease. Baseline characteristics were generally similar between treatment arms.

Efficacy in this cohort was based on progression-free survival as assessed by an IRC. Efficacy results are presented in Table 22 and Figure 1.

**Table 22: Efficacy Results per IRC in Patients with Previously Untreated CLL/SLL without 17p Deletion in SEQUOIA (Randomized Cohort)**

Parameter*	CLL/SLL without del(17p)	
	BRUKINSA (N=241)	Bendamustine + Rituximab (N=238)
<b>Progression-free survival</b>		
Number of Events, n	36 (15%)	71 (30%)

Disease Progression	27 (11%)	59 (25%)
Death	9 (3.7%)	12 (5%)
Median PFS (95% CI), months <sup>†</sup>	NE (NE, NE)	33.7 (28.1, NE)
HR (95% CI) <sup>‡</sup>	0.42 (0.28, 0.63)	
P-value <sup>§</sup>	<0.0001	
<b>Overall response rate<sup>¶</sup></b>		
ORR, n (%)	225 (93)	203 (85)
95% CI, %	(89, 96)	(80, 90)
CR, n (%)	16 (7)	36 (15)
nPR, n (%)	3 (1.2)	14 (6)
PR, n (%)	206 (85)	153 (64)

CI=Confidence interval, CR=complete response, CRi=complete response with incomplete hematopoietic recovery, HR=hazard ratio, NE=not estimable, nPR=nodular partial response, ORR=overall response rate, PFS=progression-free survival, PR=partial response.

\* Efficacy was assessed using the 2008 International Workshop for Chronic Lymphocytic Leukemia (iwCLL) guidelines and 2014 Lugano criteria for SLL.

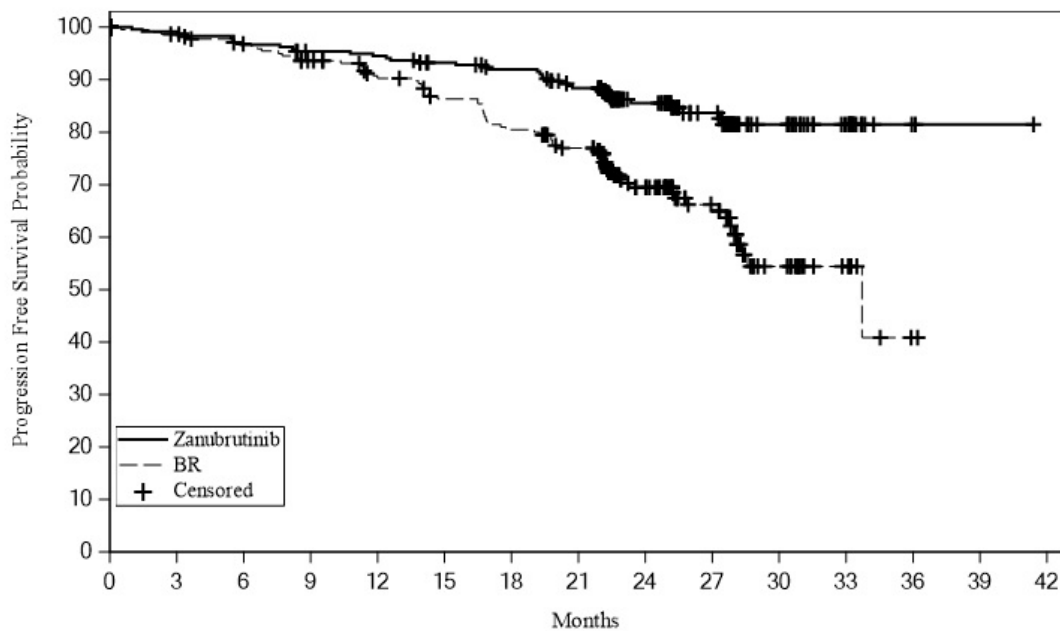
† Based on Kaplan-Meier estimation. Estimated median follow-up for PFS was 25 months.

‡ Based on a stratified Cox-regression model with bendamustine + rituximab as the reference group.

§ Based on a stratified log-rank test, with a 2-sided significance level of 0.0372.

¶ Defined as CR, CRi, PR, and nPR. No patients had CRi as best response.

**Figure 1: Kaplan-Meier Plot of IRC-Assessed Progression-Free Survival in Patients with Previously Untreated CLL/SLL without 17p Deletion in SEQUOIA**



Number of Subjects at Risk		0	3	6	9	12	15	18	21	24	27	30	33	36	39	42
Zanubrutinib	241	237	230	224	222	214	208	195	123	79	31	17	2	1	0	
BR	238	218	210	200	187	176	164	150	89	54	20	8	1	0		

At the time of analysis, overall survival data were immature. With an estimated median follow-up of 25.7 months, median overall survival was not reached in either arm, with fewer than 7% of patients experiencing an event.

#### *Single-Arm Cohort: Previously Untreated CLL/SLL with 17p Deletion*

In this cohort, 110 patients with previously untreated CLL/SLL and centrally confirmed 17p deletion received BRUKINSA 160 mg twice daily until disease progression or unacceptable toxicity.

The median age was 70, 71% were male, 95% were White, and 1% were Asian. Sixty percent of patients had an unmutated IGHV gene and 35% had Binet Stage C disease.

Efficacy was based on overall response rate and duration of response as assessed by an IRC. Efficacy results are presented in Table 23.

**Table 23: Efficacy Results per IRC in Patients with Previously Untreated CLL/SLL and 17p Deletion in SEQUOIA**

Parameter*	del(17p) CLL/SLL N=110
<b>Overall response rate†</b>	
ORR, n (%)	97 (88)
(95% CI, %)	(81, 94)
CR, n (%)	7 (6)
nPR, n (%)	2 (1.8)
PR, n (%)	88 (80)

<b>Time to response</b>	
Median (range), months	2.9 (1.9 to 13.9)
<b>Duration of response</b>	
Median DOR (95% CI), <sup>‡</sup> months	NE (NE, NE)
Range, months	(5.6 to 35.9+)
Rate at 12 months, % (95% CI) <sup>‡</sup>	96 (89, 98)
Rate at 18 months, % (95% CI) <sup>‡</sup>	95 (88, 98)

DOR=duration of response. A + sign indicates a censored observation.

\* Efficacy was assessed using the 2008 iwCLL guidelines and Lugano criteria for SLL.

† Defined as CR, CRi, PR, and nPR. No patients had CRi as best response.

‡ Kaplan-Meier estimate. Estimated median follow-up for DOR was 25.1 months.

## ALPINE

The efficacy of BRUKINSA in patients with relapsed or refractory CLL/SLL was evaluated in ALPINE, a randomized, multicenter, open-label, actively controlled trial (NCT03734016). The trial enrolled 652 patients with relapsed or refractory CLL/SLL after at least 1 systemic therapy. The patients were randomized in a 1:1 ratio to receive either BRUKINSA 160 mg orally twice daily (n=327) or ibrutinib 420 mg orally once daily (n=325), each administered until disease progression or unacceptable toxicity.

Randomization was stratified by age, geographic region, refractoriness to last therapy, and 17p deletion/*TP53* mutation status.

Baseline characteristics were similar between treatment arms. Overall, the median age was 67 years, 68% were male, 81% were White, 14% were Asian, and 1% were Black. Forty-three percent had advanced stage disease, 73% had an unmutated IGHV gene, and 23% had 17p deletion or *TP53* mutation. Patients had a median of one prior line of therapy (range: 1-8), 18% of patients had ≥3 prior lines of therapy, 78% had prior chemoimmunotherapy, and 2.3% had prior BCL2 inhibitor.

Efficacy was based on overall response rate and duration of response as determined by an IRC. For progression-free survival per IRC, the final analysis occurred with a median follow-up of 31 months. Efficacy results are shown in Table 24 and Figure 2.

**Table 24: Efficacy Results per IRC in Patients with Relapsed or Refractory CLL/SLL in ALPINE**

<b>Parameter*</b>	<b>BRUKINSA (N=327)</b>	<b>Ibrutinib (N=325)</b>
<b>Overall response rate<sup>†</sup></b>		
ORR, n (%)	263 (80)	237 (73)
(95% CI, %)	(76, 85)	(68, 78)
CR, n (%)	13 (4)	8 (2.5)
nPR, n (%)	1 (0.3)	0 (0)
PR, n (%)	249 (76)	229 (70)
Response Rate Ratio (95% CI) <sup>‡</sup>	1.10 (1.01, 1.20)	
2-sided p-value <sup>§</sup>	0.0264	
<b>Duration of response</b>		
Median DOR (95% CI) <sup>¶</sup>	NE (NE, NE)	NE (NE, NE)

Range, months	(1.4 to 30.4+)	(1.9+ to 30.8+)
Rate at 12 months, % (95% CI) <sup>¶</sup>	92 (87, 95)	86 (80, 91)
<b>Progression-free survival</b>		
Events, n (%)	88 (27)	120 (37)
Median PFS (95% CI), months <sup>#</sup>	NE (34.3, NE)	35 (33.2, 44.3)
HR (95% CI) <sup>p</sup>	0.65 (0.49, 0.86)	
2-sided p-value <sup>β</sup>	0.0024	

CI=Confidence interval, CR=complete response, CRi=complete response with incomplete hematopoietic recovery, DOR=duration of response, HR=hazard ratio, NE=not estimable, nPR=nodular partial response, ORR=overall response rate, PR=partial response. A + sign indicates a censored observation.

\* Efficacy was based on 2008 iwCLL guidelines for CLL and the Lugano criteria for SLL.

† Defined as CR + CRi + nPR + PR. No patients had CRi as best response.

‡ Estimate stratified by randomization stratification factors.

§ 2-sided significance level of 0.0469 was allocated for ORR superiority testing.

¶ Based on Kaplan-Meier estimate. Estimated median follow-up for DOR was 14.1 months.

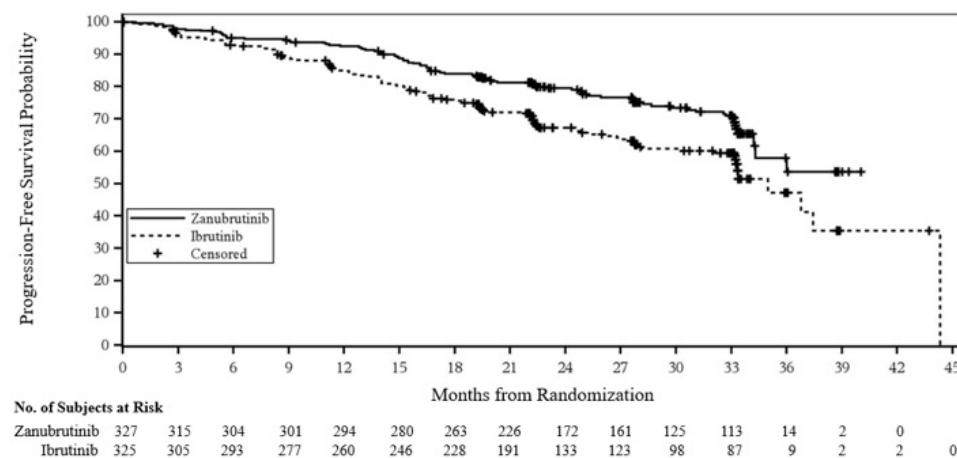
# Based on Kaplan-Meier estimation. Estimated median follow-up for PFS was 30.7 months.

p Based on a stratified Cox-regression model with ibrutinib as the reference group.

β Based on a stratified log-rank test.

The median time to response was 5.5 months for BRUKINSA and 5.6 months for ibrutinib.

**Figure 2: Kaplan-Meier Plot of Progression-Free Survival by IRC in ALPINE**



At the time of final analysis, the median overall survival was not reached in either arm. There were a total of 108 deaths: 48 (14.7%) in the zanubrutinib arm and 60 (18.5%) in the ibrutinib arm.

## 14.5 Follicular Lymphoma

The efficacy of BRUKINSA, in combination with obinutuzumab, was evaluated in Study BGB-3111-212 (ROSEWOOD; NCT03332017), an open-label, multicenter, randomized trial that enrolled 217 adult patients with relapsed or refractory FL after at least 2 prior systemic treatments. The study required prior receipt of an anti-CD20 antibody and an alkylator-based combination therapy, and excluded patients with FL Grade 3b, transformed lymphoma, and prior exposure to a BTK inhibitor.

Patients were randomized in a 2:1 ratio to receive either BRUKINSA 160 mg orally twice daily until disease progression or unacceptable toxicity plus obinutuzumab, or obinutuzumab alone. Obinutuzumab was administered 1,000 mg intravenously on days 1, 8, and 15 of Cycle 1, 1,000 mg on Day 1 of Cycles 2 to 6; and then 1,000 mg every 8 weeks for up to 20 doses. At the discretion of the investigator, obinutuzumab could be administered as 100 mg on Day 1 and 900 mg on Day 2 of Cycle 1.

Randomization was stratified by the number of prior lines of therapy (2 to 3 vs  $\geq 3$ ), rituximab-refractory status (yes vs no), and geographic region.

Of the 217 patients randomized (145 to BRUKINSA plus obinutuzumab, 72 to obinutuzumab monotherapy), the median age was 64 years (range: 31 to 88), 50% were male, 64% were White, and 22% were Asian. In total, 83% had stage 3 or 4 disease and 57% met Groupe d'Etude des Lymphomes Folliculaires (GELF) criteria at enrollment. Patients had a median of 3 prior lines of therapy (range: 2-11), with 27% of patients having more than 3 prior lines of therapy.

In the BRUKINSA in combination with obinutuzumab arm, 5% had received lenalidomide plus rituximab, 21% had received stem cell transplantation, 53% had refractory disease to rituximab, and 37% had progression of disease within 24 months of the first systemic therapy.

Efficacy was based on overall response rate and duration of response, as determined by an IRC. Efficacy results are shown in Table 25. The median time to response in the BRUKINSA combination arm was 2.8 months (range 2 to 23 months).

**Table 25: Efficacy Results per IRC in Patients with Relapsed or Refractory Follicular Lymphoma**

<b>Parameter</b>	<b>BRUKINSA + Obinutuzumab (N=145)</b>	<b>Obinutuzumab (N=72)</b>
<b>Overall response rate</b>		
ORR, n (%)	100 (69)	33 (46)
(95% CI)*	(61, 76)	(34, 58)
CR	57 (39)	14 (19)
PR	43 (30)	19 (26)
Risk difference, % (95% CI)†	22.7 (9, 36.5)	
2-sided p-value†,‡	0.0012	
<b>Duration of response</b>		
Median DOR (95% CI),§ months	NE (25.3, NE)	14 (9.2, 25.1)

CI=Confidence interval, CR=complete response, DOR=duration of response, NE=not estimable, ORR=overall response rate, PR=partial response.

\* Estimated using the Clopper-Pearson method.

† Estimated by stratified Cochran-Mantel-Haenszel method.

‡ Significance level, 0.05.

§ Estimated by Kaplan-Meier method. Estimated median follow-up for DOR was 19 months overall.

The estimated DOR rate at 18 months was 69% (95% CI: 58, 78) in the BRUKINSA combination arm and 42% (95% CI: 23, 60) in the obinutuzumab monotherapy arm.

## 16 HOW SUPPLIED/STORAGE AND HANDLING

### How Supplied

Package Size	Content	NDC Number
120-count	Bottle with a child-resistant cap containing 120 capsules 80 mg, white to off-white opaque capsule, marked with "ZANU 80" in black ink	72579-011-02

### Storage

Store at 20°C to 25°C (68°F to 77°F); excursions permitted between 15°C to 30°C (59°F to 86°F) [See USP Controlled Room Temperature].

## 17 PATIENT COUNSELING INFORMATION

Advise patients to read the FDA-approved patient labeling (Patient Information).

### Hemorrhage

Inform patients to report signs or symptoms of severe bleeding. Inform patients that BRUKINSA may need to be interrupted for major surgeries or procedures [see *Warnings and Precautions (5.1)*].

### Infections

Inform patients to report signs or symptoms suggestive of infection [see *Warnings and Precautions (5.2)*].

### Cytopenias

Inform patients that they will need periodic blood tests to check blood counts during treatment with BRUKINSA [see *Warnings and Precautions (5.3)*].

### Second Primary Malignancies

Inform patients that other malignancies have been reported in patients who have been treated with BRUKINSA, including skin cancer and other solid tumors. Advise patients to use sun protection and have monitoring for development of other cancers [see *Warnings and Precautions (5.4)*].

### Cardiac Arrhythmias

Counsel patients to report any signs of palpitations, lightheadedness, dizziness, fainting,



shortness of breath, and chest discomfort [see *Warnings and Precautions (5.5)*].

### Hepatotoxicity, Including Drug-Induced Liver Injury

Inform patients that liver problems, including drug-induced liver injury and abnormalities in liver tests, may develop during BRUKINSA treatment. Advise patients to contact their healthcare provider immediately if they experience abdominal discomfort, dark urine, or jaundice [see *Warnings and Precautions (5.6)*].

### Embryo-Fetal Toxicity

Advise pregnant women and females of reproductive potential of the potential hazard to a fetus and to use effective contraception during treatment and for 1 week after the last dose of BRUKINSA [see *Warnings and Precautions (5.7)*]. Advise males with female sexual partners of reproductive potential to use effective contraception during BRUKINSA treatment and for 1 week after the last dose of BRUKINSA [see *Use in Specific Populations (8.3)*].

### Lactation

Advise females not to breastfeed during treatment with BRUKINSA and for 2 weeks after the last dose [see *Use in Specific Populations (8.2)*].

### Administration Instructions

BRUKINSA may be taken with or without food. Advise patients that BRUKINSA capsules should be swallowed whole with a glass of water, without being opened, broken, or chewed [see *Dosage and Administration (2.1)*].

### Missed Dose

Advise patients that if they miss a dose of BRUKINSA, they may still take it as soon as possible on the same day with a return to the normal schedule the following day [see *Dosage and Administration (2.1)*].

### Drug Interactions

Advise patients to inform their healthcare providers of all concomitant medications, including over-the-counter medications, vitamins, and herbal products [see *Drug Interactions (7.1)*].

Manufactured for:  
BeiGene USA, Inc.  
1840 Gateway Dr., FL 3  
San Mateo, CA 94404

BRUKINSA® is a registered trademark owned by BeiGene, Ltd.  
© BeiGene, Ltd. 2025

<p style="text-align: center;"><b>PATIENT INFORMATION</b> <b>BRUKINSA® (BROO-kin-sah)</b> <b>(zanubrutinib)</b> <b>capsules</b></p>
---

<p><b>What is BRUKINSA?</b></p>
---------------------------------

<p>BRUKINSA is a prescription medicine used to treat adults with:</p>
---

- |   |
|---|
| <ul style="list-style-type: none"><li>• Mantle cell lymphoma (MCL) who have received at least one prior treatment for their</li></ul> |
|---|

cancer.

- Waldenström's macroglobulinemia (WM).
- Marginal zone lymphoma (MZL) when the disease has come back or did not respond to treatment and who have received at least one certain type of treatment.
- Chronic lymphocytic leukemia (CLL) or small lymphocytic lymphoma (SLL).
- Follicular lymphoma (FL), in combination with the medicine obinutuzumab, when the disease has come back or did not respond to treatment and who have received at least two prior treatments.

It is not known if BRUKINSA is safe and effective in children.

**Before taking BRUKINSA, tell your healthcare provider about all of your medical conditions, including if you:**

- have bleeding problems.
- have had recent surgery or plan to have surgery. Your healthcare provider may stop BRUKINSA for any planned medical, surgical, or dental procedure.
- have an infection.
- have or had heart rhythm problems.
- have high blood pressure.
- have liver problems, including a history of hepatitis B virus (HBV) infection.
- are pregnant or plan to become pregnant. BRUKINSA can harm your unborn baby. If you are able to become pregnant, your healthcare provider may do a pregnancy test before starting treatment with BRUKINSA.
  - **Females** should avoid getting pregnant during treatment and for 1 week after the last dose of BRUKINSA. You should use effective birth control (contraception) during treatment and for 1 week after the last dose of BRUKINSA.
  - **Males** should avoid getting female partners pregnant during treatment and for 1 week after the last dose of BRUKINSA. You should use effective birth control (contraception) during treatment and for 1 week after the last dose of BRUKINSA.
- are breastfeeding or plan to breastfeed. It is not known if BRUKINSA passes into your breast milk. Do not breastfeed during treatment with BRUKINSA and for 2 weeks after the last dose of BRUKINSA.

**Tell your healthcare provider about all the medicines you take**, including prescription and over-the-counter medicines, vitamins, and herbal supplements. Taking BRUKINSA with certain other medications may affect how BRUKINSA works and can cause side effects.

**How should I take BRUKINSA?**

- Take BRUKINSA exactly as your healthcare provider tells you to take it.
- Do not change your dose or stop taking BRUKINSA unless your healthcare provider tells you to.
- Your healthcare provider may tell you to decrease your dose, temporarily stop, or completely stop taking BRUKINSA if you develop certain side effects.
- Take BRUKINSA with or without food.
- Swallow BRUKINSA capsules whole with a glass of water. Do not open, break, or chew the capsules.
- If you miss a dose of BRUKINSA, take it as soon as you remember on the same day. Return to your normal schedule the next day.

**What are the possible side effects of BRUKINSA?**

**BRUKINSA may cause serious side effects, including:**

- **Bleeding problems (hemorrhage).** Bleeding problems are common with BRUKINSA, and can be serious and may lead to death. Your risk of bleeding may increase if you are also taking a blood thinner medicine. Tell your healthcare provider if you have any signs or symptoms of bleeding, including:
  - blood in your stools or black stools (looks like tar)
  - pink or brown urine
  - unexpected bleeding, or bleeding that is severe or you cannot control
  - vomit blood or vomit that looks like coffee grounds
  - cough up blood or blood clots
  - increased bruising
  - dizziness
  - weakness
  - confusion
  - change in speech
  - headache that lasts a long time
- **Infections** that can be serious and may lead to death. Tell your healthcare provider right away if you have fever, chills, or flu-like symptoms.
- **Decrease in blood cell counts** (white blood cells, platelets, and red blood cells). Your healthcare provider should do blood tests during treatment with BRUKINSA to check your blood counts.
- **Second primary cancers.** New cancers have happened in people during treatment with BRUKINSA, including cancers of the skin or other organs. Your healthcare provider will check you for other cancers during treatment with BRUKINSA. Use sun protection when you are outside in sunlight.
- **Heart rhythm problems** (atrial fibrillation, atrial flutter, and ventricular arrhythmias) that can be serious and may lead to death. Tell your healthcare provider if you have any of the following signs or symptoms:
  - your heartbeat is fast or irregular
  - feel lightheaded or dizzy
  - pass out (faint)
  - shortness of breath
  - chest discomfort
- **Liver problems.** Liver problems, which may be severe or life-threatening, or lead to death, can happen in people treated with BRUKINSA. Your healthcare provider will do blood tests to check your liver before and during treatment with BRUKINSA. Tell your healthcare provider or get medical help right away if you have any signs of liver problems, including stomach pain or discomfort, dark-colored urine, or yellow skin and eyes.

**The most common side effects of BRUKINSA include:**

- decreased white blood cell count
- decreased platelet count
- upper respiratory tract infection
- bleeding
- muscle, bone, or joint pain

These are not all the possible side effects of BRUKINSA.

Call your doctor for medical advice about side effects. You may report side effects to FDA at 1-800-FDA-1088.

**How should I store BRUKINSA?**

- Store BRUKINSA capsules at room temperature between 68°F to 77°F (20°C to

25°C).

- BRUKINSA comes in a bottle with a child-resistant cap.

**Keep BRUKINSA and all medicines out of the reach of children.**

**General information about the safe and effective use of BRUKINSA.**

Medicines are sometimes prescribed for purposes other than those listed in a Patient Information leaflet. Do not use BRUKINSA for a condition for which it was not prescribed. Do not give BRUKINSA to other people, even if they have the same symptoms you have. It may harm them. You can ask your healthcare provider or pharmacist for more information about BRUKINSA that is written for healthcare professionals.

**What are the ingredients in BRUKINSA?**

**Active ingredient:** zanubrutinib

**Inactive ingredients:** colloidal silicon dioxide, croscarmellose sodium, magnesium stearate, microcrystalline cellulose, and sodium lauryl sulfate.

Capsule shell contains edible black ink, gelatin, and titanium dioxide.

Manufactured for: BeiGene USA, Inc., 1840 Gateway Dr., FL 3, San Mateo, CA 94404

BRUKINSA® is a registered trademark owned by BeiGene, Ltd.

© BeiGene, Ltd. 2024

For more information, go to [www.BRUKINSA.com](http://www.BRUKINSA.com) or call 1-833-969-2463.

This Patient Information has been approved by  
the U.S. Food and Drug Administration

Revised: 6/2024

**PRINCIPAL DISPLAY PANEL - 80 mg Capsule Carton**

NDC 72579-011-02

Rx only

Brukinsa®

zanubrutinib

capsules

80 mg

Swallow capsules whole.

Do not open, break or  
chew the capsules.

120 capsules



## BRUKINSA

zanubrutinib capsule

### Product Information

<b>Product Type</b>	HUMAN PRESCRIPTION DRUG	<b>Item Code (Source)</b>	NDC:72579-011
<b>Route of Administration</b>	ORAL		

### Active Ingredient/Active Moiety

Ingredient Name	Basis of Strength	Strength
<b>ZANUBRUTINIB</b> (UNII: AG9MHG098Z) (ZANUBRUTINIB - UNII:AG9MHG098Z)	ZANUBRUTINIB	80 mg

### Inactive Ingredients

Ingredient Name	Strength
<b>SILICON DIOXIDE</b> (UNII: ETJ7Z6XBU4)	
<b>CROSCARMELOSE SODIUM</b> (UNII: M28OL1HH48)	
<b>MAGNESIUM STEARATE</b> (UNII: 70097M6I30)	
<b>MICROCRYSTALLINE CELLULOSE</b> (UNII: OP1R32D61U)	
<b>SODIUM LAURYL SULFATE</b> (UNII: 368GB5141J)	
<b>GELATIN, UNSPECIFIED</b> (UNII: 2G86QN327L)	
<b>TITANIUM DIOXIDE</b> (UNII: 15FIX9V2JP)	
<b>FERROSO FERRIC OXIDE</b> (UNII: XM0M87F357)	

### Product Characteristics

<b>Color</b>	white (off-white)	<b>Score</b>	no score
<b>Shape</b>	CAPSULE	<b>Size</b>	22mm
<b>Flavor</b>		<b>Imprint Code</b>	ZANU;80
<b>Contains</b>			

### Packaging

#	Item Code	Package Description	Marketing Start Date	Marketing End Date
1	NDC:72579-011-02	1 in 1 CARTON	11/14/2019	
1		120 in 1 BOTTLE, PLASTIC; Type 0: Not a Combination Product		
2	NDC:72579-011-01	1 in 1 CARTON	11/14/2019	09/30/2021
2		60 in 1 BOTTLE, PLASTIC; Type 0: Not a Combination Product		

### Marketing Information

Marketing Category	Application Number or Monograph Citation	Marketing Start Date	Marketing End Date
NDA	NDA213217	11/14/2019	

**Labeler** - BEIGENE USA, INC. (081210042)

### Establishment

Name	Address	ID/FEI	Business Operations
AndersonBrecon Inc.		053217022	pack(72579-011) , label(72579-011)

### Establishment

Name	Address	ID/FEI	Business Operations
Changzhou SynTheAll Pharmaceutical Co., Ltd		544385021	analysis(72579-011) , api manufacture(72579-011)

### Establishment

<b>Name</b>	<b>Address</b>	<b>ID/FEI</b>	<b>Business Operations</b>
Catalent CTS, LLC		962674474	analysis(72579-011) , manufacture(72579-011)

## **Establishment**

<b>Name</b>	<b>Address</b>	<b>ID/FEI</b>	<b>Business Operations</b>
Beigene (Suzhou) Co.,Ltd		543941083	analysis(72579-011) , manufacture(72579-011)

Revised: 1/2025

BEIGENE USA, INC.