

EGRIFTA SV- tesamorelin

Theratechnologies Inc.

HIGHLIGHTS OF PRESCRIBING INFORMATION

These highlights do not include all the information needed to use EGRIFTA SV safely and effectively. See full prescribing information for EGRIFTA SV.

EGRIFTA SV® (tesamorelin) for injection, for subcutaneous use
Initial U.S. Approval: 2010

INDICATIONS AND USAGE

EGRIFTA SV is a growth hormone-releasing factor (GHRF) analog indicated for the reduction of excess abdominal fat in HIV-infected adult patients with lipodystrophy. (1)

Limitations of use:

- Long-term cardiovascular safety of EGRIFTA SV has not been established. (1)
- Not indicated for weight loss management. (1)
- There are no data to support improved compliance with anti-retroviral therapies in HIV-positive patients taking EGRIFTA SV. (1)

DOSAGE AND ADMINISTRATION

- The recommendations in this prescribing information only apply to EGRIFTA SV (tesamorelin) for injection 2 mg per vial formulation. For recommendations for tesamorelin for injection 1 mg per vial formulation, see the EGRIFTA prescribing information. These two formulations and strengths have differences in the dosage, the number of vials required to prepare a dose, reconstitution instructions, and storage requirements. (2.1).
- The dose of EGRIFTA SV is 1.4 mg (0.35 mL of the reconstituted solution) injected subcutaneously once daily. (2.1)
- Inject EGRIFTA SV into the abdomen, rotating injection sites. (2.1,5.6)
- Use only the diluent provided, Sterile Water for Injection, to reconstitute EGRIFTA SV. (2.2)
- Reconstitute one vial of lyophilized powder with 0.5 mL of diluent. Mix by rolling the vial gently in your hands for 30 seconds. Do not shake. (2.2)
- Inspect the reconstituted vial visually for particulate matter and discoloration. Use only if the solution is clear, colorless and without particulate matter. (2.2)
- Administer 0.35 mL of EGRIFTA SV immediately following reconstitution and throw away any unused solution and diluent. (2.2)

DOSAGE FORMS AND STRENGTHS

- For injection: 2 mg in a single-dose vial with a diluent of 10 mL of Sterile Water for Injection (3)

CONTRAINDICATIONS

EGRIFTA SV is contraindicated in:

- Patients with disruption of the hypothalamic-pituitary axis (4)
- Patients with active malignancy (4)
- Patients with known hypersensitivity to tesamorelin or excipients in EGRIFTA SV (4)
- Pregnancy (4)

WARNINGS AND PRECAUTIONS

- *Increased risk of neoplasms:* Preexisting malignancy should be inactive and its treatment complete prior to starting EGRIFTA SV. Discontinue EGRIFTA SV if there is any evidence of recurrent malignancy. (5.1)
- *Elevated IGF-1:* EGRIFTA SV stimulates GH production and increases serum IGF-1, a growth factor. The effects of prolonged elevations in IGF-1 levels are unknown. Monitor IGF-1 levels during EGRIFTA SV therapy. Consider discontinuing in patients with persistent elevations. (5.2)
- *Fluid retention:* May occur with EGRIFTA SV and may include edema, arthralgia, and carpal tunnel syndrome. (5.3)
- *Glucose intolerance or diabetes mellitus:* May develop with EGRIFTA SV use. Evaluate glucose prior to and during therapy. (5.4)
- *Hypersensitivity reactions:* Have occurred in clinical trials. Advise patients to seek immediate medical attention and discontinue treatment if suspected. (5.5)

- *Increased mortality in patients with acute critical illness:* Consider discontinuation in critically ill patients. (5.7)

ADVERSE REACTIONS

Most commonly reported adverse reactions (>5%): Arthralgia, injection site erythema, injection site pruritus, pain in extremity, peripheral edema, and myalgia. (6.1)

To report SUSPECTED ADVERSE REACTIONS, contact THERA patient support® toll free at 1-833-23THERA (1-833-238-4372) or FDA at 1-800-FDA-1088 or www.fda.gov/medwatch

DRUG INTERACTIONS

- *Cytochrome P450-metabolized drugs:* Monitor patients for potential interactions when administering with EGRIFTA SV. (7.1)
- *Glucocorticoids:* Patients receiving glucocorticoid replacement for previously diagnosed hypoadrenalism may require an increase in maintenance or stress doses following initiation of EGRIFTA SV. (7.2)

USE IN SPECIFIC POPULATIONS

- *Lactation:* HIV-1 infected mothers should not breastfeed to avoid potential postnatal transmission of HIV-1. (8.2)

See 17 for PATIENT COUNSELING INFORMATION and FDA-approved patient labeling.

Revised: 2/2024

FULL PRESCRIBING INFORMATION: CONTENTS*

1 INDICATIONS AND USAGE

2 DOSAGE AND ADMINISTRATION

2.1 Dosage and Administration

2.2 Reconstitution Procedure

3 DOSAGE FORMS AND STRENGTHS

4 CONTRAINDICATIONS

5 WARNINGS AND PRECAUTIONS

5.1 Increased Risk of Neoplasms

5.2 Elevated IGF-1 Levels

5.3 Fluid Retention

5.4 Glucose Intolerance or Diabetes Mellitus

5.5 Hypersensitivity Reactions

5.6 Injection Site Reactions

5.7 Increased Mortality in Patients with Acute Critical Illness

6 ADVERSE REACTIONS

6.1 Clinical Trial Experience

7 DRUG INTERACTIONS

7.1 Cytochrome P450-Metabolized Drugs

7.2 Glucocorticoids

8 USE IN SPECIFIC POPULATIONS

8.1 Pregnancy

8.2 Lactation

8.4 Pediatric Use

8.5 Geriatric Use

11 DESCRIPTION

12 CLINICAL PHARMACOLOGY

12.1 Mechanism of Action

12.2 Pharmacodynamics

12.3 Pharmacokinetics

12.6 Immunogenicity

13 NONCLINICAL TOXICOLOGY

13.1 Carcinogenesis, Mutagenesis, Impairment of Fertility

14 CLINICAL STUDIES

16 HOW SUPPLIED/STORAGE AND HANDLING

17 PATIENT COUNSELING INFORMATION

* Sections or subsections omitted from the full prescribing information are not listed.

FULL PRESCRIBING INFORMATION

1 INDICATIONS AND USAGE

EGRIFTA SV is indicated for the reduction of excess abdominal fat in HIV-infected adult patients with lipodystrophy.

Limitations of Use:

- Long-term cardiovascular safety of EGRIFTA SV has not been established. Consider risk/benefit of continuation of treatment in patients who have not had a reduction in visceral adipose tissue.
- EGRIFTA SV is not indicated for weight loss management as it has a weight neutral effect.
- There are no data to support improved compliance with anti-retroviral therapies in HIV-positive patients taking EGRIFTA SV.

2 DOSAGE AND ADMINISTRATION

2.1 Dosage and Administration

- The dosage and administration recommendations in this prescribing information only apply to EGRIFTA SV (tesamorelin) for injection 2 mg per vial formulation. For dosage and administration recommendations for tesamorelin for injection 1 mg per vial formulation, see the EGRIFTA prescribing information. These two formulations and strengths have differences in the dosage, the number of vials required to prepare a dose, reconstitution instructions, and storage requirements.
- The dose of EGRIFTA SV is 1.4 mg, 0.35 mL of the reconstituted solution [*see Dosage and Administration (2.2)*], injected subcutaneously once daily.
- Inject EGRIFTA SV into the abdomen. Rotate injection sites to different areas of the abdomen [*see Warnings and Precautions (5.5)*]. Do not inject into scar tissue, bruises or the navel.

2.2 Reconstitution Procedure

- Instruct patients to read the Instructions for Use enclosed in the EGRIFTA SV Medication Box.
- Use only the diluent provided, Sterile Water for Injection, to reconstitute EGRIFTA SV.
- Reconstitute 1 vial of EGRIFTA SV lyophilized powder with 0.5 mL of diluent (2 mg per

0.5 mL). Mix by rolling the vial gently in your hands for 30 seconds. Do not shake.

- Parenteral drug products should be inspected visually for particulate matter and discoloration prior to administration, whenever solution and container permit. Use only if the solution is clear, colorless and without particulate matter.
- Administer 0.35 mL of EGRIFTA SV immediately following reconstitution and throw away any unused solution and diluent. If not used immediately, discard the reconstituted solution. Do not freeze or refrigerate the reconstituted solution.

3 DOSAGE FORMS AND STRENGTHS

For injection: 2 mg of tesamorelin as a white to off-white lyophilized powder in a single-dose vial and a diluent of 10 mL of Sterile Water for Injection.

4 CONTRAINDICATIONS

EGRIFTA SV is contraindicated in:

- Patients with disruption of the hypothalamic-pituitary axis due to hypophysectomy, hypopituitarism, pituitary tumor/surgery, head irradiation or head trauma.
- Patients with active malignancy. Any preexisting malignancy should be inactive and its treatment complete prior to instituting therapy [see *Warnings and Precautions (5.1)*].
- Patients with known hypersensitivity to tesamorelin or the excipients in EGRIFTA SV [see *Warnings and Precautions (5.5)*].
- Pregnant women because modifying visceral adipose tissue offers no benefit in a pregnant woman and could result in fetal harm [see *Use in Specific Populations (8.1)*].

5 WARNINGS AND PRECAUTIONS

5.1 Increased Risk of Neoplasms

New Malignancy

Carefully consider the decision to start treatment with EGRIFTA SV based on the increased background risk of malignancies in HIV-positive patients.

Active Malignancy

EGRIFTA SV induces the release of endogenous growth hormone (GH), a known growth factor. Do not treat patients with active malignancy with EGRIFTA SV [see *Contraindications (4)*].

History of Malignancy

For patients with a history of non-malignant neoplasms, initiate EGRIFTA SV therapy after careful evaluation of the potential benefit of treatment. For patients with a history of treated and stable malignancies, initiate EGRIFTA SV therapy only after careful evaluation of the potential benefit of treatment relative to the risk of re-activation of the underlying malignancy. Discontinue EGRIFTA SV if there is any evidence of recurrent malignancy.

5.2 Elevated IGF-1 Levels

EGRIFTA SV stimulates GH production and increases serum IGF-1, a growth factor. The effects of prolonged elevations in IGF-1 levels are unknown. Monitor IGF-1 levels during EGRIFTA SV therapy. Consider discontinuing EGRIFTA SV in patients with persistent elevations of IGF-1 levels (e.g., >3 SDS), particularly if the efficacy response is not robust.

Among patients who received EGRIFTA for 26 weeks, 47% had IGF-1 levels greater than 2 standard deviation scores (SDS), and 36% had SDS >3, with this effect seen as early as 13 weeks of treatment. Among those patients who remained on EGRIFTA for a total of 52 weeks, at the end of treatment, 34% had IGF-1 SDS >2 and 23% had IGF-1 SDS >3.

5.3 Fluid Retention

Fluid retention may occur during EGRIFTA SV therapy and is thought to be related to the induction of GH secretion. This manifests as increased tissue turgor and musculoskeletal discomfort resulting in adverse reactions (e.g. edema, arthralgia, and carpal tunnel syndrome) which are either transient or resolve with discontinuation of treatment.

5.4 Glucose Intolerance or Diabetes Mellitus

EGRIFTA SV treatment can result in glucose intolerance. During clinical trials, the percentages of patients with elevated HbA_{1c} ($\geq 6.5\%$) from baseline to Week 26 were 5% and 1% in the EGRIFTA and placebo groups, respectively. An increased risk of developing diabetes with EGRIFTA (HbA_{1c} level $\geq 6.5\%$) relative to placebo was observed [intent-to-treat hazard odds ratio of 3.3 (CI 1.4, 9.6)].

Evaluate glucose status prior to initiating EGRIFTA SV. Monitor all patients treated with EGRIFTA SV periodically to diagnose those who develop impaired glucose tolerance or diabetes. If patients treated with EGRIFTA SV develop glucose intolerance or diabetes, consider discontinuing EGRIFTA SV in patients who do not show a clear efficacy response.

EGRIFTA SV increases IGF-1, monitor patients with diabetes who are receiving treatment with EGRIFTA SV at regular intervals for potential development or worsening of retinopathy.

5.5 Hypersensitivity Reactions

Hypersensitivity reactions occurred in 4% of patients treated with EGRIFTA in clinical trials. Reactions included pruritus, erythema, flushing, urticaria, and rash. In cases of suspected hypersensitivity reactions, advise patients to seek prompt medical attention and immediately discontinue treatment with EGRIFTA SV.

5.6 Injection Site Reactions

EGRIFTA SV treatment may cause injection site reactions, including injection site erythema, pruritus, pain, irritation, and bruising. The incidence of injection site reactions was 25% in EGRIFTA treated patients and 14% in placebo-treated patients during the first 26 weeks of treatment in clinical trials. Rotate injection sites to different areas of the abdomen to decrease injection site reactions [see *Dosage and Administration* (2.1)].

5.7 Increased Mortality in Patients with Acute Critical Illness

Increased mortality in patients with acute critical illness due to complications following open heart surgery, abdominal surgery or multiple accidental trauma, or those with acute respiratory failure has been reported after treatment with pharmacologic amounts of growth hormone. EGRIFTA SV is a growth hormone-releasing hormone (GHRH) and since it stimulates growth hormone production, consider discontinuing EGRIFTA SV in critically ill patients.

6 ADVERSE REACTIONS

The following important adverse reactions are also described elsewhere in the labeling:

- Increased risk of neoplasms [see *Warnings and Precautions* (5.1)]
- Elevated IGF-1 levels [see *Warnings and Precautions* (5.2)]
- Fluid retention [see *Warnings and Precautions* (5.3)]
- Glucose intolerance or diabetes mellitus [see *Warnings and Precautions* (5.4)]
- Hypersensitivity reactions [see *Warnings and Precautions* (5.5)]
- Injection site reactions [see *Warnings and Precautions* (5.6)]

6.1 Clinical Trial Experience

Because clinical trials are conducted under widely varying conditions, adverse reaction rates observed in the clinical trials of a drug cannot be directly compared to rates in the clinical trials of another drug and may not reflect the rates observed in practice.

The safety of EGRIFTA SV (2 mg/vial formulation) has been established based on clinical trials conducted with EGRIFTA (1 mg/vial formulation). Adverse reactions for the 1.4 mg dose (2 mg/vial formulation) of EGRIFTA SV are expected to be similar to those observed with the 2 mg dose (1 mg/vial formulation) of EGRIFTA [see *Clinical Pharmacology* (12.3)].

Seven hundred and forty (740) HIV-infected patients with lipodystrophy and excess abdominal fat were treated with EGRIFTA in clinical trials; of these, 543 received EGRIFTA during the initial 26-week placebo-controlled phase.

The most commonly reported adverse reactions were hypersensitivity reactions (e.g., rash, urticaria), edema-related reactions (e.g., arthralgia, extremity pain, peripheral edema, and carpal tunnel syndrome), hyperglycemia, and injection site reactions (injection site erythema, pruritus, pain, urticaria, irritation, swelling, and hemorrhage).

Adverse reactions that occurred more frequently with EGRIFTA relative to placebo and had an incidence $\geq 1\%$ during the first 26 weeks across all studies are presented in Table 1.

Table 1. Adverse Reactions Reported in $\geq 1\%$ and More Frequent in EGRIFTA-treated than Placebo Patients during the 26-Week Phase (Combined Studies)

Preferred Term	Placebo (N=263)	EGRIFTA (N=543)
Injection site reaction*	6	17
Arthralgia	11	13
Pain in extremity	5	6
Myalgia	2	6

Edema peripheral	2	6
Paresthesia	2	5
Hypoesthesia	2	4
Rash	2	4
Dyspepsia	1	2
Musculoskeletal pain	1	2
Pain	1	2
Pruritus	1	2
Vomiting	0	3
Musculoskeletal stiffness	0	2
Blood creatine phosphokinase increased	0	1
Carpal tunnel syndrome	0	1
Joint swelling	0	1
Muscle strain	0	1
Night sweats	0	1
Palpitations	0	1

* Injection site reaction includes: Injection site erythema, Injection site pruritus, Injection site rash, Injection site urticaria, Injection site pain, Injection site swelling, Injection site irritation, Injection site hemorrhage.

In the EGRIFTA clinical trials, mean baseline HbA_{1c} was 5.3% among patients in both the EGRIFTA and placebo groups. Patients receiving EGRIFTA had an increased risk of developing diabetes (HbA_{1c} level \geq 6.5%) compared with placebo (5% vs. 1%), with a hazard ratio of 3.3 (CI 1.4, 9.6).

7 DRUG INTERACTIONS

7.1 Cytochrome P450-Metabolized Drugs

Co-administration of tesamorelin with simvastatin, a CYP3A substrate had no significant impact on the pharmacokinetics profiles of simvastatin in healthy subjects [see *Clinical Pharmacology* (12.3)].

EGRIFTA SV stimulates GH production. Published data indicate that GH may modulate cytochrome P450 (CYP450) mediated antipyrine clearance. These data suggest that GH may alter the clearance of compounds known to be metabolized by CYP450 liver enzymes (e.g., corticosteroids, sex steroids, anticonvulsants, and cyclosporine). Monitor patients for potential interactions when administering EGRIFTA SV in combination with other drugs known to be metabolized by CYP450 liver enzymes.

7.2 Glucocorticoids

GH inhibits 11 β -hydroxysteroid dehydrogenase type 1 (11 β HSD-1), a microsomal enzyme required for conversion of cortisone to its active metabolite, cortisol, in hepatic and adipose tissue. EGRIFTA SV stimulates GH production; therefore, patients receiving glucocorticoid replacement for previously diagnosed hypoadrenalism may require an increase in maintenance or stress doses following initiation of EGRIFTA SV. Patients treated with cortisone acetate and prednisone may be affected more than others because conversion of these drugs to their biologically active metabolites is dependent on the activity of 11 β HSD-1.

8 USE IN SPECIFIC POPULATIONS

8.1 Pregnancy

Risk Summary

EGRIFTA SV is contraindicated in pregnant women because modifying visceral adipose tissue offers no benefit in pregnant women and could result in fetal harm [see *Clinical Considerations and Contraindications (4)*]. Administration of tesamorelin acetate to rats during organogenesis resulted in hydrocephaly in offspring at a dose of approximately two and four times the clinical dose, based on measured drug exposure (AUC). If EGRIFTA SV is used during pregnancy, or if the patient becomes pregnant while taking it, discontinue EGRIFTA SV.

The estimated background risk of major birth defects and miscarriage for the indicated population is unknown. In the U.S. general population, the estimated background risk of major birth defects and miscarriage in clinically recognized pregnancies is 2% to 4% and 15% to 20%, respectively.

Clinical Considerations

Disease-associated maternal and/or embryo/fetal risk

During pregnancy, visceral adipose tissue increases due to normal metabolic and hormonal changes. Modifying pregnancy-associated physiologic changes in visceral adipose tissue with EGRIFTA SV offers no known benefit and could result in fetal harm.

Data

Animal Data

Tesamorelin acetate administration to rats during organogenesis and lactation resulted in hydrocephaly in offspring at a dose of approximately two and four times the clinical dose, respectively, based on measured drug exposure (AUC). Actual animal dose was 1.2 mg/kg. During organogenesis, lower doses approximately 0.1 to 1-times the clinical dose caused delayed skull ossification in rats. Actual animal doses were 0.1 to 0.6 mg/kg. No adverse developmental effects occurred in rabbits using doses up to approximately 500 times the clinical dose.

8.2 Lactation

Risk Summary

The Centers for Disease Control and Prevention recommend that HIV-infected mothers in the United States not breastfeed their infants to avoid risking postnatal transmission of HIV-1 infection. There are no data on the presence of tesamorelin in human milk, the effects on the breastfed child, or the effects on milk production. Because of both the potential for (1) HIV-1 infection transmission (in HIV-negative infants), (2) developing viral resistance (in HIV-positive patients), and (3) any possible adverse effects of tesamorelin, mothers should not breastfeed if they receive EGRIFTA SV.

8.4 Pediatric Use

The safety and effectiveness of EGRIFTA SV in pediatric patients have not been established.

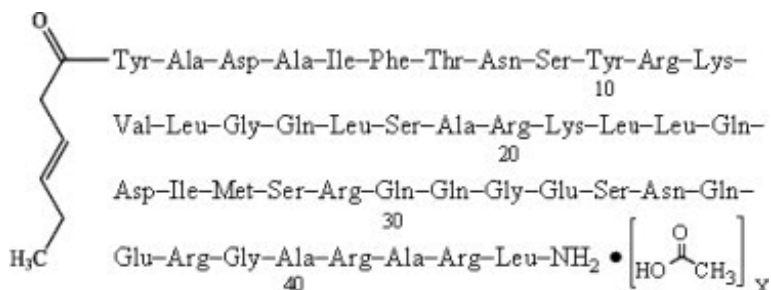
In pediatric patients with open epiphyses, treatment with EGRIFTA SV may result in linear growth acceleration and excessive growth. EGRIFTA SV is not indicated for use in pediatric patients with open or closed epiphyses.

8.5 Geriatric Use

There is no information on the use of EGRIFTA SV in patients greater than 65 years of age.

11 DESCRIPTION

Tesamorelin is a human growth hormone-releasing factor (GRF) analog produced synthetically. It is comprised of the 44 amino acid sequence of human GRF and a hexenoyl moiety, a C₆ chain with a double bond at position 3, attached to the tyrosine residue at the N-terminal part of the molecule. Tesamorelin is prepared as an acetate salt. The molecular formula of tesamorelin acetate is C₂₂₁H₃₆₆N₇₂O₆₇S • x C₂H₄O₂ (x ≈ 7) and its molecular weight (as free base equivalent) is 5135.9 Da. The structural formula of tesamorelin acetate is:



EGRIFTA SV (tesamorelin) for injection is a sterile, white to off-white, preservative-free lyophilized powder for subcutaneous injection. Each single-dose vial of EGRIFTA SV contains tesamorelin 2 mg (equivalent to approximately 2.2 mg of tesamorelin acetate) and the following inactive ingredients: 0.78 mg histidine, USP, 20 mg mannitol, USP, 0.05 mg polysorbate 20, NF and 10 mg sucrose, NF. Hydrochloric acid may be used to adjust the pH. The pH of EGRIFTA SV is between 4.5 and 7.4. After reconstitution with 0.5 mL of Sterile Water for Injection, resultant concentration is 2 mg/0.5 mL and the solution is clear and colorless.

12 CLINICAL PHARMACOLOGY

12.1 Mechanism of Action

In vitro, tesamorelin binds and stimulates human GRF receptors with similar potency as the endogenous GRF [see *Clinical Pharmacology* (12.2)].

Growth hormone-releasing factor (GHRF), also known as growth hormone-releasing hormone (GHRH), is a hypothalamic peptide that acts on the pituitary somatotroph cells to stimulate the synthesis and pulsatile release of endogenous growth hormone (GH), which is both anabolic and lipolytic. GH exerts its effects by interacting with specific receptors on a variety of target cells, including chondrocytes, osteoblasts, myocytes, hepatocytes, and adipocytes, resulting in a host of pharmacodynamic effects. Some, but not all these effects, are primarily mediated by IGF-1 produced in the liver and in

peripheral tissues.

12.2 Pharmacodynamics

Tesamorelin stimulates growth hormone secretion, and subsequently increases IGF-1 and IGFBP-3 levels. No clinically significant changes in the levels of other pituitary hormones, including thyroid-stimulating hormone (TSH), luteinizing hormone (LH), adrenocorticotrophic hormone (ACTH) and prolactin, were observed in patients receiving EGRIFTA in clinical trials.

12.3 Pharmacokinetics

Absorption

The absolute bioavailability of tesamorelin after subcutaneous administration of a 2 mg dose of EGRIFTA (1 mg/vial formulation) was determined to be less than 4% in healthy adult subjects.

Single and multiple dose pharmacokinetics have been characterized in healthy subjects and HIV-infected patients without lipodystrophy using a 2 mg dose of EGRIFTA (1 mg/vial formulation). Tesamorelin mean extent of absorption (AUC) was 34% higher in HIV-infected patients than healthy subjects. Tesamorelin peak plasma concentration (C_{max}) was similar in HIV-infected patients and healthy subjects. The median peak plasma tesamorelin concentration (T_{max}) was 0.15 h in both populations.

Following single dose of subcutaneous administration of 1.4 mg of EGRIFTA SV (2 mg/vial formulation) in healthy subjects, the mean [coefficient of variation (CV)] AUC_{0-inf} was 889.1 (57%) pg.h/mL. The mean (CV) C_{max} value was 2956.1 (47%) pg/mL and the median T_{max} was 0.15 h.

The systemic exposure (C_{max} and AUCs) of tesamorelin is similar between the 1.4 mg dose of EGRIFTA SV (2 mg/vial formulation) and the 2 mg dose of EGRIFTA (1 mg/vial formulation).

Distribution

The mean volume of distribution (\pm SD) of tesamorelin following a single subcutaneous administration of the 1.4 mg dose of EGRIFTA SV (2 mg/vial formulation) was 4.8 ± 1.9 L/kg in healthy subjects.

Metabolism

No formal metabolism studies have been performed in humans.

Elimination

Mean elimination half-life ($t_{1/2}$) of tesamorelin was 8 minutes in healthy subjects after single dose subcutaneous administration of the 1.4 mg of EGRIFTA SV (2 mg/vial formulation).

Specific Populations

Pharmacokinetics of tesamorelin in patients with renal or hepatic impairment, in pediatric patients, or in elderly patients has not been established.

Drug Interactions

Simvastatin

The effect of multiple dose administration of EGRIFTA on the pharmacokinetics of simvastatin and simvastatin acid was evaluated in healthy subjects. Co-administration with simvastatin (a CYP3A substrate) resulted in 8% decrease in extent of absorption (AUC_{inf}) and 5% increase in rate of absorption (C_{max}) of simvastatin. For simvastatin acid there was a 15% decrease in AUC_{inf} and 1% decrease in C_{max} [see *Drug Interactions* (7.1)].

Ritonavir

The effect of multiple dose administration of EGRIFTA on the pharmacokinetics of ritonavir was evaluated in healthy subjects. Co-administration with ritonavir resulted in 9% decrease in AUC_{inf} and 11% decrease in C_{max} of ritonavir [see *Drug Interactions* (7.1)].

12.6 Immunogenicity

The observed incidence of anti-drug antibodies is highly dependent on the sensitivity and specificity of the assay. Differences in assay methods preclude meaningful comparisons of the incidence of anti-drug antibodies in the studies described below with the incidence of the anti-drug antibodies in other studies, including those of EGRIFTA SV or other growth hormone-releasing factor analog.

In the clinical trials with the EGRIFTA 1 mg/vial formulation, anti-tesamorelin IgG antibodies were detected in 50% of patients who received EGRIFTA for 26 weeks and 47% of patients who received EGRIFTA for 52 weeks. In the subset of patients with hypersensitivity reactions, anti-tesamorelin IgG antibodies were detected in 85%. Cross-reactivity to endogenous growth hormone-releasing hormone (GHRH) was observed in approximately 60% of patients who developed anti-tesamorelin antibodies. Patients with and without anti-tesamorelin IgG antibodies had similar mean reductions in visceral adipose tissue (VAT) and IGF-1 response. In a group of patients who had antibodies to tesamorelin after 26 weeks of treatment (56%) and were re-assessed 6 months later, after stopping EGRIFTA treatment, 18% were still antibody positive.

Neutralizing antibodies to tesamorelin and human GHRH (hGHRH) were detected in vitro at Week 52 in 10% and 5% of EGRIFTA-treated patients, respectively. Changes in VAT and IGF-1 levels in patients with or without in vitro neutralizing antibodies were comparable.

13 NONCLINICAL TOXICOLOGY

13.1 Carcinogenesis, Mutagenesis, Impairment of Fertility

Life-time carcinogenicity studies in rodents have not been conducted with tesamorelin acetate. No potential mutagenicity of tesamorelin acetate was revealed in a battery of tests including induction of gene mutations in bacteria (the Ames test), gene mutations in mammalian cells grown in vitro (hamster CHOK1 cells), and chromosomal damage in intact animals (bone marrow cells in mice). There was no effect on fertility in male or female rats following administration of tesamorelin acetate at doses up to 0.6 mg/kg (approximately equal to clinical exposure) for 28 days in males or 14 days in females.

14 CLINICAL STUDIES

The safety and effectiveness of EGRIFTA SV (2 mg/vial formulation) has been established based on adequate and well controlled studies with EGRIFTA (1 mg/vial formulation), as well as a demonstration of comparable bioavailability between the 1.4 mg EGRIFTA SV dose (2 mg/vial formulation) and the 2 mg EGRIFTA dose (1 mg/vial formulation) [see *Clinical Pharmacology* (12.3)].

Two multicenter, randomized, double-blind, placebo-controlled studies were conducted in HIV-infected patients with lipodystrophy and excess abdominal fat (abdominal lipohypertrophy). Study 1 and Study 2 consisted of a 26-week Main Phase and a 26-week Extension Phase, respectively. Main inclusion criteria were age 18 to 65 years, a waist circumference ≥ 95 cm (37.4 inches) and a waist-to-hip ratio ≥ 0.94 for men and ≥ 94 cm (37.0 inches) and ≥ 0.88 for women, respectively, and fasting blood glucose (FBG) < 150 mg/dL (8.33 mmol/L). Main exclusion criteria included BMI ≤ 20 kg/m², type 1 diabetes mellitus, type 2 diabetes mellitus, previous treatment with insulin or with oral hypoglycemic or insulin-sensitizing agents, history of malignancy, and hypopituitarism. Patients were on a stable anti-retroviral regimen for at least 8 weeks prior to randomization. Patients meeting the inclusion/exclusion criteria were randomized in a 2:1 ratio to receive a 2 mg dose of EGRIFTA (1 mg/vial formulation) or placebo subcutaneously daily for 26 weeks. The primary efficacy assessment for each of these studies was the percent change from baseline to Week 26 in visceral adipose tissue (VAT), as assessed by computed tomography (CT) scan at L4-L5 vertebral level. Secondary endpoints included changes from baseline in patient-reported outcomes related to body image, triglycerides, ratio of total cholesterol to HDL cholesterol, IGF-1 levels, and safety parameters. Other endpoints included changes from baseline in waist circumference, abdominal subcutaneous tissue (SAT), trunk fat, and lean body mass. In both studies, EGRIFTA-treated patients completing the 26-week treatment period were re-randomized to blinded therapy with either daily placebo or a 2 mg dose of EGRIFTA (1 mg/vial formulation) for an additional 26-week treatment period (Extension Phase) in order to assess maintenance of VAT reduction and to gather long-term safety data. For inclusion in the Extension Phase studies, subjects must have completed the Main Phase with FBG ≤ 150 mg/dL.

Main Phase (Baseline to Week 26):

Study 1 (NCT 00123253)

This study randomized 412 HIV-infected patients with lipodystrophy and excess abdominal fat to receive either a 2 mg dose of EGRIFTA (1 mg/vial formulation) (N=273) or placebo (N=137). At baseline for the two groups combined, mean age was 48 years; 86% were male; 75% were white, 14% were Black/African American, and 8% were Hispanic; mean weight was 90 kg; mean BMI was 29 kg/m²; mean waist circumference was 104 cm; mean hip circumference was 100 cm; mean VAT was 176 cm²; mean CD4 cell count was 606 cells/mm³; 69% had undetectable viral load (< 50 copies/mL); and 33.7% randomized to EGRIFTA and 36.6% randomized to placebo had impaired glucose tolerance, while 5.6% randomized to EGRIFTA and 6.7% randomized to placebo had diet-controlled diabetes mellitus. The twenty-six week completion rate in Study 1 was 80%.

Study 2 (NCT 00435136)

This study randomized 404 HIV-infected patients with lipodystrophy and excess abdominal fat to receive either a 2 mg dose of EGRIFTA (1 mg/vial formulation) (N=270) or placebo (N=126). At baseline for the two groups combined, mean age was 48 years;

84% were male; 77% were white, 12% were Black/African American, and 9% were Hispanic; mean weight was 88 kg; mean BMI was 29 kg/m²; mean waist circumference was 105 cm; mean hip circumference was 100 cm; mean VAT was 189 cm²; mean CD4 cell count was 592 cells/mm³; 83% had undetectable viral load (<50 copies/mL); and 44% randomized to EGRIFTA and 40% randomized to placebo had impaired glucose tolerance, while 9% randomized to EGRIFTA and 10% randomized to placebo had diet-controlled type 2 diabetes mellitus. The twenty-six week completion rate in Study 2 was 74%.

Results for the Main Phases of Studies 1 and 2 are presented in Tables 2 and 3.

Table 2: Changes from Baseline to Week 26 in Visceral Adipose Tissue (cm²) by Treatment Group (Intent-To-Treat Population with Last Observation Carried Forward)

MAIN PHASE (Baseline-Week 26)				
	Study 1		Study 2	
	2 mg EGRIFTA (1 mg/vial) (N=273)	Placebo (N=137)	2 mg EGRIFTA (1 mg/vial) (N=270)	Placebo (N=126)
Baseline (cm ²)	178 (77)	171 (77)	186 (87)	195 (95)
Change (cm ²)	-27	4	-21	-0
Mean treatment difference (95% CI)	-31 (-39,-24)		-21 (-29,-12)	
Mean change (%) ¹	-18	2	-14	-2
Mean treatment difference (95% CI) ¹	-20 (-24, -15)		-12 (-16, -7)	

Baseline data are expressed as mean (SD); Change refers to least-squares mean (LSM); CI: confidence interval.

¹ Results derived from the statistical model: $\text{Ln}(\text{VAT Week 26}/\text{VAT Baseline}) = \text{Ln}(\text{VAT Baseline}) + \text{treatment group}$

Table 3: Changes from Baseline to Week 26 in IGF-1, IGFBP-3, Weight, and Waist Circumference by Treatment Group (Intent-To-Treat Population with Last Observation Carried Forward)

MAIN PHASE (Baseline-Week 26)					
		Study 1		Study 2	
		2 mg EGRIFTA (1 mg/vial) (N=273)	Placebo (N=137)	2 mg EGRIFTA (1 mg/vial) (N=270)	Placebo (N=126)
IGF-1 (ng/mL)	Baseline	161 (59)	168 (75)	146 (66)	149 (59)
	Change	107	-15	108	3
	Mean treatment difference (95% CI)	122 (101, 141)		105 (85, 126)	
	Baseline	3 (1)	3 (1)	3 (1)	3 (1)

IGFBP-3 (mg/L)	Change	0.4	-0.2	0.8	-0.0
	Mean treatment difference (95% CI)	0.6 (0.5, 0.8)		0.8 (0.5, 1.0)	
Weight (kg)	Baseline	90 (14)	90 (14)	89 (14)	87 (16)
	Change	-0.4	0.0	0.5	0.3
	Mean treatment difference (95% CI)	-0.4 (-1.3, 0.5)		0.2 (-0.7, 1.3)	
Waist circumference (cm)	Baseline	104 (10)	105 (9)	105 (9)	105 (9)
	Change	-3 (5)	-1 (4)	-2 (5)	-1 (5)
	Mean treatment difference (95% CI)	-2 (-2.8, -0.9)		-1 (-2.5, -0.3)	

Baseline data are expressed as mean (SD); Change refers to least-squares mean (LSM); CI: confidence interval.

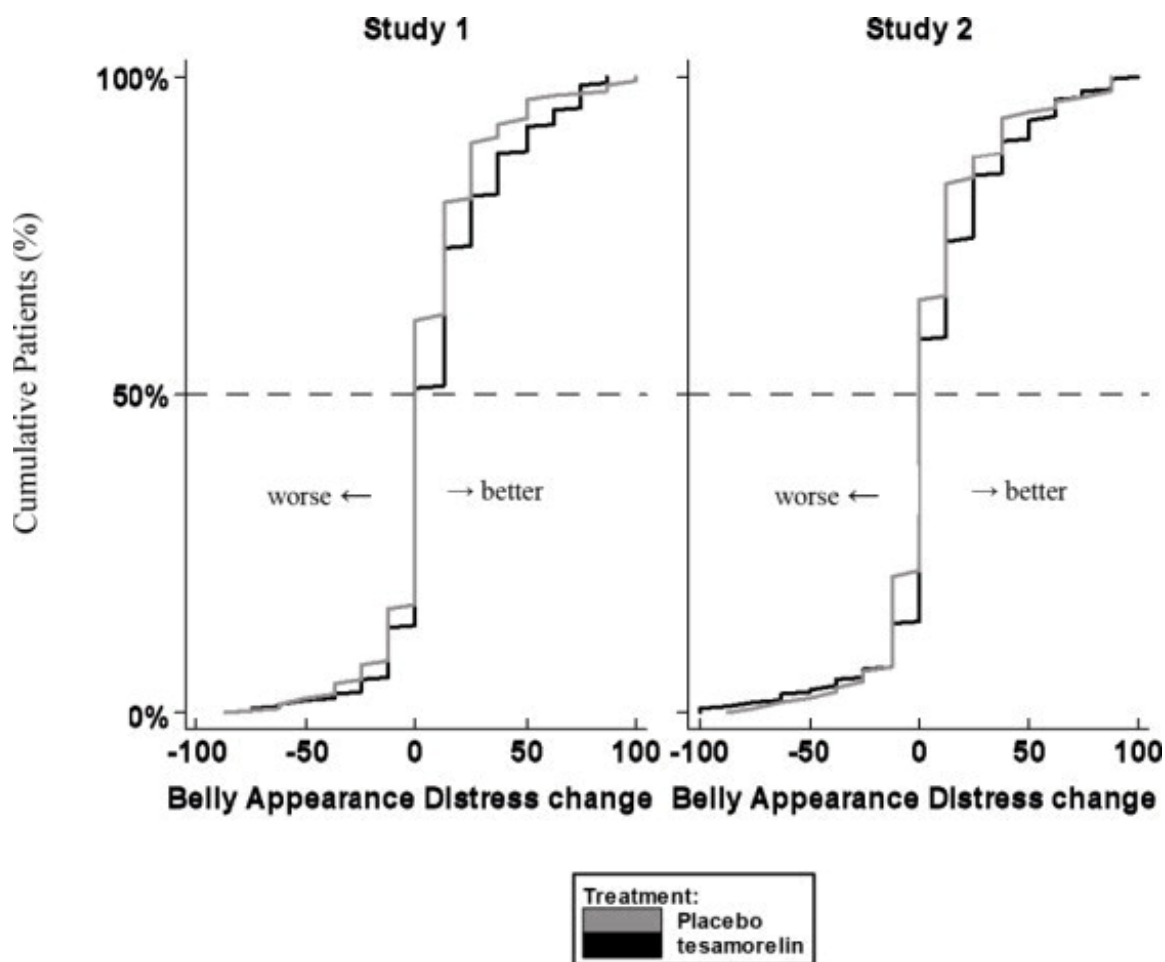
At Week 26, treatment with a 2 mg dose of EGRIFTA (1 mg/vial formulation) resulted in a reduction from baseline in mean trunk fat of 1.0 kg in Study 1 and 0.8 kg in Study 2, respectively (compared with an increase of 0.4 kg in Study 1 and of 0.2 kg in Study 2, respectively, in patients receiving placebo). Treatment with EGRIFTA resulted in an increase from baseline in mean lean body mass of 1.3 kg in Study 1 and of 1.2 kg in Study 2, respectively (compared with a decrease of 0.2 kg in Study 1 and of 0.03 kg in Study 2, respectively, in patients receiving placebo).

Patient Reported Outcomes

Patients rated the degree of distress associated with their belly appearance on a 9-point rating scale that was then transformed to a score from 0 (extremely upsetting and distressing) to 100 (extremely encouraging). A score of 50 indicated neutral (no feeling either way). A positive change from baseline score indicated improvement, i.e., less distress.

The cumulative distribution of response (change from baseline to 26 weeks) is shown in Figure 1 for both treatment groups. A curve shifted to the right on this scale indicates a greater percentage of patients reporting improvement.

Figure 1. Cumulative Distribution of Response for Belly Appearance Distress



Extension Phase (Weeks 26-52):

In the double-blind Extension Phase, patients on a 2 mg dose of EGRIFTA (1 mg/vial formulation) completing the 26-week Main Phase were re-randomized to receive a 2 mg dose of EGRIFTA (1 mg/vial formulation) or placebo.

Study 1 (NCT 00123253)

This study re-randomized 207 HIV-infected patients with lipodystrophy who completed a 2 mg dose of EGRIFTA (1 mg/vial formulation) treatment in the Main Phase to receive either EGRIFTA (N=154) or placebo (N=50) for an additional 26-week duration (3:1 randomization ratio). At baseline (Week 26) for the two groups combined, mean age was 48 years; 88% were male; 78% were white, 12% were Black/African American, and 8% were Hispanic; mean weight was 90 kg; mean BMI was 29 kg/m²; mean waist circumference was 102 cm; mean hip circumference was 100 cm; mean VAT was 145 cm²; mean CD4 cell count was 639 cells/mm³; 68% had undetectable viral load (<50 copies/mL); and for those EGRIFTA-treated patients completing the 26-week treatment period that were re-randomized to EGRIFTA (T-T group) or re-randomized to placebo, 37% and 32%, respectively, had impaired glucose tolerance, while 2% re-randomized to EGRIFTA and 6% re-randomized to placebo had diet-controlled type 2 diabetes mellitus. The completion rate for patients randomized into the extension phase of Study 1 was 83%.

Study 2 (NCT 00435136)

This study re-randomized 177 HIV-infected patients with lipodystrophy who completed

EGRIFTA treatment in the Main Phase to receive either a 2 mg dose of EGRIFTA (1 mg/vial formulation) (N=92) or placebo (N=85) for an additional 26-week duration (1:1 randomization ratio). At baseline (Week 26) for the two groups combined, mean age was 48 years; 90% were male; 84% were white, 9% were Black/African American, and 7% were Hispanic; mean weight was 89 kg; mean BMI was 28 kg/m²; mean waist circumference was 105 cm; mean hip circumference was 100 cm; mean VAT was 172 cm²; mean CD4 cell count was 579 cells/mm³; 82% had undetectable viral load (<50 copies/mL); and for those EGRIFTA-treated patients completing the 26-week treatment period that were re-randomized to EGRIFTA (T-T group) or re-randomized to placebo, 49% and 51%, respectively, had impaired glucose tolerance, while 4% re-randomized to EGRIFTA and 13% re-randomized to placebo had diet-controlled diabetes mellitus. The completion rate for patients randomized into the extension phase of Study 2 was 81%.

Results for the Extension Phases of Studies 1 and 2 are presented in Tables 4 and 5.

Table 4: Changes from Week 26 Baseline to Week 52 in Visceral Adipose Tissue (cm²) by Treatment Group (Intent-To-Treat Population with Last Observation Carried Forward)

EXTENSION PHASE (Week 26-52)				
	Study 1		Study 2	
	T-T ¹ (Week 26-52) (N=154)	T-P ² (Week 26-52) (N=50)	T-T ¹ (Week 26-52) (N=92)	T-P ² (Week 26-52) (N=85)
Week 26 (cm ²)	145 (72)	144 (72)	166 (89)	177 (88)
Change (cm ²)	3	25	-11	24
Mean treatment difference (95% CI)	-22 (-34, -10)		-35 (-48, -22)	
Mean change (%) ³	0	22	-5	16
Mean treatment difference (95% CI) ³	-17 (-24, -10)		-18 (-24, -11)	

Week 26 baseline data are expressed as mean (SD). Change refers to least-squares mean (LSM); CI: confidence interval.

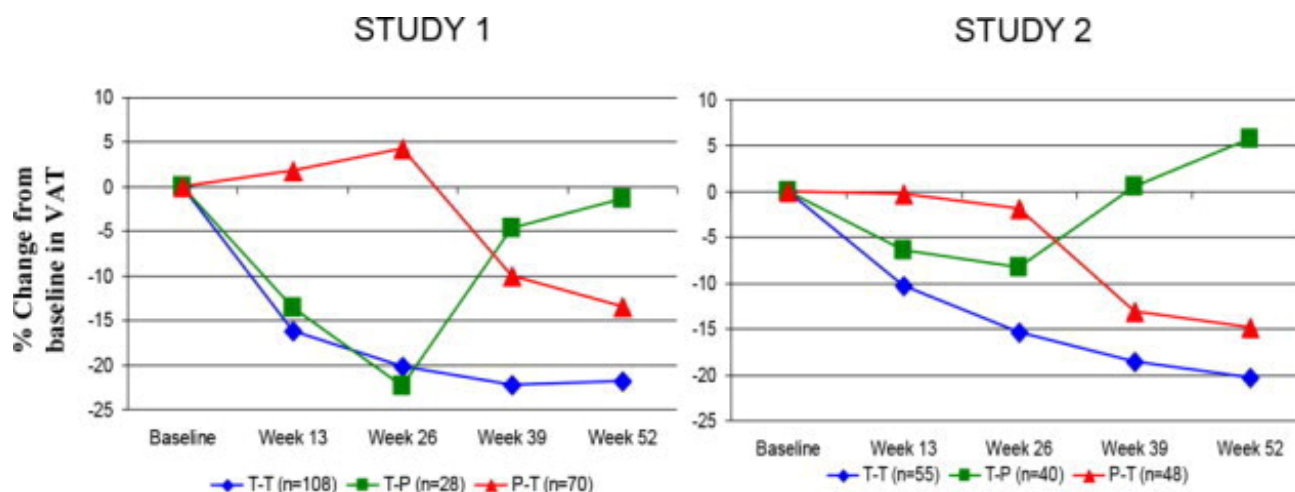
¹T-T = tesamorelin for Weeks 0-26 and tesamorelin for Weeks 26-52

²T-P = tesamorelin for Weeks 0-26 and placebo for Weeks 26-52

³Results derived from the statistical model: $\text{Ln}(\text{VAT Week 52/Week 26}) = \text{Ln}(\text{Week 26 VAT}) + \text{treatment group}$

Figure 2 shows the percent change in VAT from baseline (Week 0) over time until 52 weeks in completer patients.

Figure 2. Percent Change from Baseline in VAT over Time



Data in Figure 2 are expressed as mean values. T-T (tesamorelin to tesamorelin) refers to the group of patients who received tesamorelin for Weeks 0-26 and were re-randomized to tesamorelin for Weeks 26-52. T-P (tesamorelin to placebo) refers to the group of patients who received tesamorelin for Weeks 0-26 and were re-randomized to placebo for Weeks 26-52. P-T (placebo to tesamorelin) refers to the group of patients who received placebo for Weeks 0-26 and were switched to tesamorelin (treated open label) for Weeks 26-52.

Table 5: Changes from Week 26 Baseline to Week 52 in IGF-1, IGFBP-3, Weight, and Waist Circumference by Treatment Group (Intent-To-Treat Population with Last Observation Carried Forward)

EXTENSION PHASE (Weeks 26-52)					
		Study 1		Study 2	
		T-T ¹ (Week 26-52) (N=154)	T-P ² (Week 26-52) (N=50)	T-T ¹ (Week 26-52) (N=92)	T-P ² (Week 26-52) (N=85)
IGF-1 (ng/mL)	Week 26	291 (124)	281 (105)	280 (134)	269 (110)
	Change	-59	-137	-25	-135
	Mean treatment difference (95% CI)	78 (50, 106)		110 (87, 134)	
IGFBP-3 (mg/L)	Week 26	3 (1)	3 (1)	3 (1)	3 (1)
	Change	-0.2	-0.5	-0.3	-0.9
	Mean treatment difference (95% CI)	0.3 (-0.0, 0.6)		0.6 (0.3, 0.9)	
Weight (kg)	Week 26	89 (14)	92 (17)	89 (13)	90 (14)
	Change	0.2	0.6	-0.5	0.1
	Mean treatment difference (95% CI)	-0.4 (-2, 1)		-0.6 (-2, 1)	
Waist	Week 26	101 (10)	102 (12)	101 (9)	103 (11)
	Change	-0.2	2.4	-1.1	0.2

circumference (cm)	Mean treatment difference (95% CI)	-2.6 (-4, -1)	-1.3 (-2, 0)
--------------------	------------------------------------	---------------	--------------

Week 26 baseline data are expressed as mean (SD); Change refers to least-squares mean (LSM); CI: confidence interval.

¹T-T = tesamorelin for Week 0-26 and tesamorelin for Week 26-52

²T-P = tesamorelin for Week 0-26 and placebo for Week 26-52

Patients treated with a 2 mg dose of EGRIFTA (1 mg/formulation) for 52 weeks (T-T group) showed no change between Weeks 26 and 52 in mean trunk fat (increase of 0.1 kg in Study 1 and decrease of 0.5 kg in Study 2, respectively, compared with an increase of 1.4 kg in patients in the T-P group in Study 1 and an increase of 1.09 kg in Study 2, respectively) nor was there a change from Week 26 baseline in mean lean body mass (decrease of 0.1 kg in Study 1 and increase of 0.1 kg in Study 2, respectively, compared with a decrease of 1.8 kg in patients in the T-P group in Study 1 and a decrease of 1.7 kg in Study 2, respectively).

16 HOW SUPPLIED/STORAGE AND HANDLING

EGRIFTA SV (tesamorelin) for injection is supplied as a white to off-white lyophilized powder in a 2 mg single-dose vial with a diluent of 10 mL vial of Sterile Water for Injection.

EGRIFTA SV (NDC 62064-241-30) is available in a package comprised of two boxes, containing 30 (thirty) 2 mg single-dose vials of EGRIFTA SV in the Medication Box and 30 single-dose 10 mL bottles of Sterile Water for Injection diluent with a 30-day supply of disposable syringes and needles in the Injection Box.

Store EGRIFTA SV 2 mg vial at room temperature at 20°C to 25°C (68°F to 77°F); excursions permitted to 15°C to 30°C (59°F to 86°F) [See USP Controlled Room Temperature]. Protect EGRIFTA SV from light by keeping in the original box until time of use. Store the Injection box (containing Sterile Water for Injection, syringes and needles) at room temperature at 20°C to 25°C (68°F to 77°F).

17 PATIENT COUNSELING INFORMATION

Advise the patient to read the FDA-approved patient labeling (Patient Information and Instructions for Use).

Increased Risk of Malignancy

Inform patients about the increased background risk of malignancies in HIV-positive patients and for patients with a history of neoplasms, inform them about the risk of malignancy reoccurrence [see *Warnings and Precautions* (5.1)].

Elevated IGF-1 Levels

Inform patients that treatment with EGRIFTA SV increases IGF-1 levels and that they will need periodic monitoring of their IGF-1 levels [see *Warnings and Precautions* (5.2)].

Fluid Retention

Inform patients that treatment with EGRIFTA SV may cause fluid retention, resulting in

adverse reactions including edema, arthralgia, and carpal tunnel syndrome [see *Warnings and Precautions (5.3)*].

Glucose Intolerance or Diabetes Mellitus

Inform patients that treatment with EGRIFTA SV may result in glucose intolerance or diabetes mellitus. Advise patients that they will need to be monitored to see if impaired glucose tolerance or diabetes mellitus develops, and that if they have pre-existing diabetes mellitus, they may need adjustments to their anti-diabetic medications [see *Warnings and Precautions (5.4)*].

Hypersensitivity Reactions

Inform patients that hypersensitivity reactions (e.g., rash, urticaria) may occur during treatment with EGRIFTA SV. Advise patients to seek prompt medical attention and to immediately discontinue treatment with EGRIFTA SV if a reaction occurs [see *Warnings and Precautions (5.5)*].

Injection Site Reactions

Inform patients that injection site reactions may occur with EGRIFTA SV, including injection site erythema, pruritus, pain, irritation, and bruising. Advise patients to rotate the site of injection to reduce the risk of injection site reactions [see *Warnings and Precautions (5.6)*].

Pregnancy

Advise women to discontinue EGRIFTA SV if pregnancy occurs, as the drug offers no known benefit to pregnant women and could result in fetal harm [see *Contraindications (4) and Use in Specific Populations (8.1)*].

Lactation

Because of both the potential for HIV-1 infection transmission and serious adverse reactions in nursing infants, mothers receiving EGRIFTA SV should be instructed not to breastfeed [see *Use in Specific Populations (8.2)*].

Administration

Counsel patients that they should never share an EGRIFTA SV syringe with another person, even if the needle is changed. Sharing of syringes or needles between patients may pose a risk of transmission of infection.



EGRIFTA SV[®] is a registered trademark of Theratechnologies Inc.

Manufactured by Theratechnologies Inc., 2015 Peel Street, Suite 1100, Montréal, Québec, Canada H3A 1T8

US License No. 2091 for Theratechnologies Inc.

PATIENT INFORMATION

EGRIFTA SV[®] (eh-GRIF-tuh ESS-vee)
(tesamorelin) for injection

for subcutaneous use
2 mg vial

Read the Patient Information that comes with EGRIFTA SV before you start to take EGRIFTA SV and each time you get a refill. There may be new information. This leaflet does not take the place of talking to your healthcare provider about your medical condition or your treatment.

What is EGRIFTA SV?

- EGRIFTA SV is an injectable prescription medicine used to reduce the excess stomach-area (abdominal) fat in HIV-infected adult patients with lipodystrophy. EGRIFTA SV is a growth hormone-releasing factor (GHRF).

The long-term safety of EGRIFTA SV on the heart and blood vessels (cardiovascular) is not known.

EGRIFTA SV is not for weight loss management.

It is not known whether taking EGRIFTA SV helps improve how well you take (compliance with) antiretroviral medicines.

It is not known if EGRIFTA SV is safe and effective in children.

EGRIFTA SV is not recommended to be used in children with open or closed bone growth plates (epiphyses).

Who should not use EGRIFTA SV?

Do not use EGRIFTA SV if you:

- have a pituitary gland tumor, have had pituitary gland surgery, have other problems related to your pituitary gland, or have had radiation treatment to your head or a head injury.
- have active cancer. Any previous cancer should be inactive and any previous cancer treatment should be complete before starting EGRIFTA SV.
- are allergic to tesamorelin or any of the ingredients in EGRIFTA SV. See the end of this leaflet for a complete list of ingredients in EGRIFTA SV.
- are pregnant or plan to become pregnant. EGRIFTA SV can harm your unborn baby. If you become pregnant, stop using EGRIFTA SV and talk with your healthcare provider.

What should I tell my healthcare provider before using EGRIFTA SV?

Before using EGRIFTA SV, tell your healthcare provider about all of your medical conditions, including if you:

- have or have had cancer.
- have problems with your blood sugar or diabetes. Some people with diabetes who use EGRIFTA SV may develop or may have worsening eye problems.
- have scheduled heart or stomach surgery.
- have breathing problems.
- are breastfeeding or plan to breastfeed. It is not known if EGRIFTA SV passes into your breast milk. The Centers for Disease Control and Prevention (CDC) recommends that HIV-infected mothers **not** breastfeed to avoid the risk of passing HIV infection to your baby. Talk with your healthcare provider about the best way to feed your baby if you are using EGRIFTA SV.

Tell your healthcare provider about all the medicines you take, including prescription and over-the-counter medicines, vitamins, and herbal supplements.

How should I use EGRIFTA SV?

- Read the detailed “Instructions for Use” that comes with EGRIFTA SV before you

start using it. Your healthcare provider will show you how to inject EGRIFTA SV.

- Use EGRIFTA SV exactly as your healthcare provider tells you to use it.
- Inject EGRIFTA SV under the skin (subcutaneously) of your stomach-area (abdomen).
- Change (rotate) the injection site on your stomach-area with each dose. Do not inject EGRIFTA SV into scar tissue, bruises or your belly button.
- **Do not share your EGRIFTA SV syringe or needles with other people, even if the needle has been changed. You may give other people a serious infection or get a serious infection from them.**

What are the possible side effects of EGRIFTA SV?

EGRIFTA SV may cause serious side effects, including:


- **increase risk of new cancer in HIV positive patients or your cancer coming back (reactivation).** Stop using EGRIFTA SV if any cancer symptoms come back.
- **increased levels of your insulin-like growth factor-1 (IGF-1).** Your healthcare provider will do blood tests to check your IGF-1 levels while you are taking EGRIFTA SV.
- **swelling (fluid retention).** EGRIFTA SV can cause swelling in some parts of your body. Call your healthcare provider if you have swelling, an increase in joint pain or pain or numbness in your hands or wrist (carpal tunnel syndrome). Joint pain and swelling of your arms, hands, legs and feet are common side effects of EGRIFTA SV, but may sometimes be serious.
- **increase in blood sugar (glucose) or diabetes.** Your healthcare provider will check your blood sugar before you start taking EGRIFTA SV and during your treatment with EGRIFTA SV.
- **serious allergic reaction.** Some people using EGRIFTA SV may have an allergic reaction. **Stop using EGRIFTA SV and get emergency medical help right away if you have any of the following symptoms:**

<input type="radio"/> a rash over your body <input type="radio"/> shortness of breath or trouble breathing	<input type="radio"/> hives <input type="radio"/> fast heartbeat <input type="radio"/> itching	<input type="radio"/> swelling of your face or throat <input type="radio"/> feeling of faintness or fainting <input type="radio"/> reddening or flushing of the skin
---------------------------------------------------------------------------------------------------------------	------------------------------------------------------------------------------------------------------	----------------------------------------------------------------------------------------------------------------------------------------------------------------------------

- **injection site reactions.** Injection site reactions are a common side effect of EGRIFTA SV, but may sometimes be serious. Change (rotate) your injection site to help lower your risk for injection site reactions. Call your healthcare provider for medical advice if you have any of the following symptoms around the area of the injection site:

<input type="radio"/> redness <input type="radio"/> irritation <input type="radio"/> swelling	<input type="radio"/> itching <input type="radio"/> bruising or bleeding	<input type="radio"/> pain <input type="radio"/> rash
-----------------------------------------------------------------------------------------------------	-----------------------------------------------------------------------------	----------------------------------------------------------

- **increased risk of death in people who have critical illnesses because of heart or stomach surgery, trauma or serious breathing (respiratory) problems** has happened when taking certain amounts of growth hormone.

The most common side effects of EGRIFTA SV include:	
• pain in legs and arms	• muscle pain
<p>These are not all the possible side effects of EGRIFTA SV. For more information, ask your healthcare provider or pharmacist.</p> <p>Call your doctor for medical advice about side effects. You may report side effects to FDA at 1-800- FDA-1088.</p> <p>You may also report side effects to  toll-free at 1-833-23THERA (1-833-238-4372).</p>	
<p>How should I store EGRIFTA SV 2 mg vials, Sterile Water for Injection, syringes and needles?</p> <ul style="list-style-type: none"> You will be given two boxes from the pharmacy when you get your prescription of EGRIFTA SV: <ul style="list-style-type: none"> Store the 2 mg EGRIFTA SV vials in the Medication Box they come in, at room temperature at 20°C to 25°C (68°F to 77°F). Store the Sterile Water for Injection, syringes and needles that come in the Injection Box at room temperature at 20°C to 25°C (68°F to 77°F). Keep EGRIFTA SV vials out of the light. After mixing, use EGRIFTA SV right away. Throw away any unused EGRIFTA SV after mixing. Do not store, freeze or refrigerate EGRIFTA SV after it has been mixed with the Sterile Water. Throw away any Sterile Water for Injection left in the bottle after use. Do not use EGRIFTA SV after the expiration date (EXP) printed on the carton and vial labels. 	
<p>Keep EGRIFTA SV and all medicines out of the reach of children.</p>	
<p>General information about the safe and effective use of EGRIFTA SV.</p> <p>Medicines are sometimes prescribed for purposes other than those listed in a Patient Information leaflet. Do not use EGRIFTA SV for a condition for which it was not prescribed. Do not give EGRIFTA SV to other people, even if they have the same symptoms you have. It may harm them.</p> <p>You can ask your healthcare provider or pharmacist for information about EGRIFTA SV that is written for health professionals.</p>	
<p>What are the ingredients in EGRIFTA SV?</p> <p>Active ingredient: tesamorelin (as an acetate salt)</p> <p>Inactive ingredients: histidine, hydrochloric acid, mannitol, polysorbate 20, sucrose</p> <p>EGRIFTA SV does not contain any preservative.</p> <p>Manufactured by Theratechnologies Inc., 2015 Peel Street, Suite 1100, Montréal, Québec, Canada H3A 1T8 US License No. 2091 for Theratechnologies Inc.</p> <p>For more information about EGRIFTA SV, go to www.EGRIFTASV.com or call toll-free at 1-833-23THERA (1-833-238-4372).</p>	

This Patient Information has been approved by the U.S. Food and Drug Administration

Revised: 03/2024

Instructions for Use

EGRIFTA SV® (eh-GRIF-tuh ESS-vee)

(tesamorelin)

for injection

for subcutaneous use


This Instructions for Use contains step-by-step information on how to use the **2 mg vial** of EGRIFTA SV. **Each 2 mg vial of EGRIFTA SV must be mixed with 0.5 mL of the Sterile Water for Injection** provided in the Injection Box given to you by the pharmacy. **Use only one EGRIFTA SV 2 mg vial from the Medication Box** to prepare your dose. The recommended **dose of EGRIFTA SV is 1.4 mg (0.35 mL)**.

Be sure that you read, understand, and follow this Instructions for Use before using EGRIFTA SV. Your healthcare provider should show you how to mix and inject EGRIFTA SV before you inject it for the first time. Ask your healthcare provider if you have any questions.

Keep this Instructions for Use in case you need to look at it again later.

Important information for use of EGRIFTA SV

- **Do not** use a syringe or needle more than 1 time.
- **Do not share your syringe or needles with other people, even if the needle has been changed. You may give other people a serious infection, or get a serious infection from them.**
- If you are missing any supplies from the boxes given to you by the pharmacy or if any of the supplies look damaged, call your pharmacist or contact



toll-free at 1-833-23THERA (1-833-238-4372) right away.

Preparing for your EGRIFTA SV injection

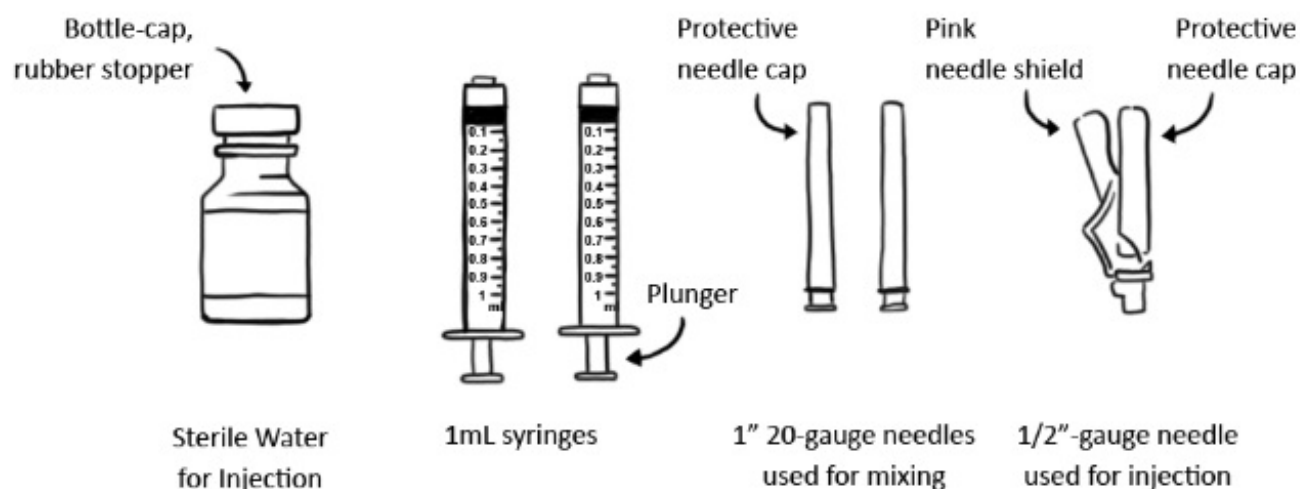
Step 1: Find a well-lit, clean, and flat surface, such as a table.

Step 2: Gather your supplies:

- Medication Box that contains 30 EGRIFTA SV 2 mg single-dose vials
- Injection Box that contains the following:
 - 30 single-dose 10 mL bottles of Sterile Water for Injection, used for mixing
 - 60 sterile 1 mL syringes
 - 60 sterile 1" 20-gauge needles, used for mixing
 - 30 sterile ½" 30-gauge needles, used for injection
- Other Supplies Needed
 - Two alcohol pads
 - One sterile gauze
 - One adhesive bandage
 - Sharps disposal container or a puncture resistant container for throwing away used needles and syringes after you are done with them. (See **"How should I dispose of the used syringes, needles, bottles and vials?"**)

For each injection using EGRIFTA SV 2 mg vial you will need: (See Figure A)

Injection Box



Medication Box

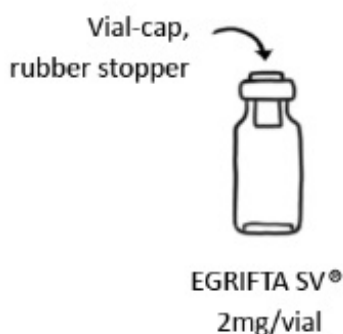


Figure A

Step 3: Take out the following from the Injection Box:

- One Sterile Water for Injection bottle
- Two 1 mL syringes
- Two 1" 20-gauge needles used for mixing
- One ½" 30-gauge needle used for injection

Step 4: Take **1 vial** of EGRIFTA SV 2 mg from the Medication Box.

Step 5: Prepare to use your supplies:

- Wash your hands with soap and water. Dry your hands with a clean towel.
- Take off the plastic caps from the EGRIFTA SV 2 mg vial and the Sterile Water for Injection bottle.
- Clean the rubber stoppers on the top of the EGRIFTA SV 2 mg vial and Sterile Water for Injection bottle with an alcohol pad.

How to mix EGRIFTA SV 2 mg vial

Step 1: Place a 1" 20-gauge needle used for mixing, with its protective needle cap in place, onto a 1 mL syringe. Hold the syringe firmly and twist the needle cap clockwise (to the right) until it closes securely. (See Figure B)

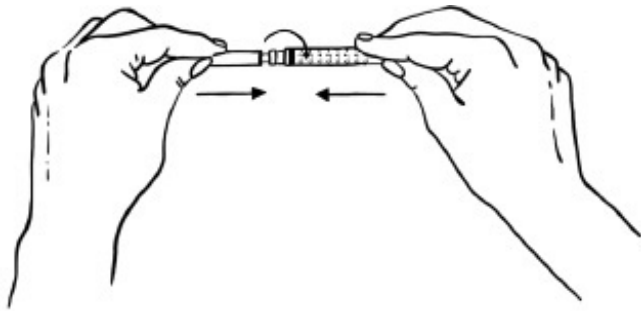


Figure B

Step 2: Carefully remove the protective needle cap by pulling it straight off. **Do not** twist the needle cap.
Insert the needle through the rubber stopper of the Sterile Water for Injection bottle. (See Figure C)



Figure C

Step 3: With the needle still in the Sterile Water for Injection bottle, turn the bottle and syringe upside down.
Pull back the plunger until the Sterile Water reaches the 0.5 mL mark on the syringe. (See Figure D)

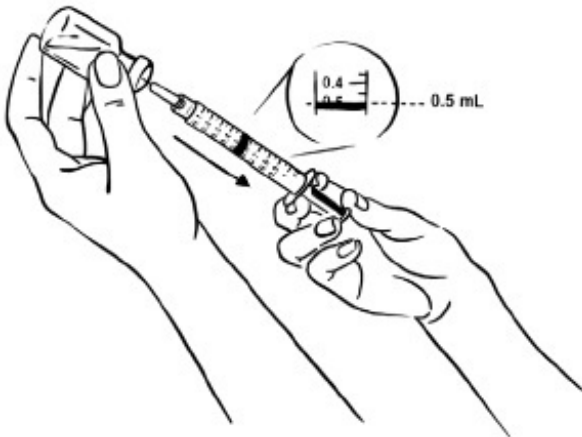


Figure D

Step 4: Remove the syringe with needle attached from the Sterile Water bottle. Throw

away the bottle containing the unused Sterile Water for Injection. (See “**How should I dispose of the used syringes, needles, bottles and vials?**”)

Insert the needle into the rubber stopper of the EGRIFTA SV 2 mg vial.

With the needle at a slight angle, slowly push the plunger of the syringe all the way down so that the Sterile Water goes down the inside wall of the EGRIFTA SV 2 mg vial instead of directly onto the powder to avoid foaming. (See Figure E)



Figure E

Step 5: Remove the needle from the EGRIFTA SV 2 mg vial (see Figure F) and throw away the syringe and needle. (See “**How should I dispose of the used syringes, needles, bottles and vials?**”)



Figure F

Step 6: Roll the EGRIFTA SV 2 mg vial gently in your hands for 30 seconds, until the Sterile Water and EGRIFTA SV powder are mixed well. **Do not** shake the vial. (See Figure G)

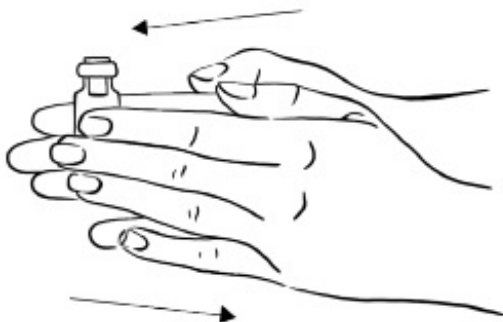


Figure G

Note:

- After mixing, the solution should look clear and colorless, with no particles in it.
- Do not use EGRIFTA SV if it looks cloudy, discolored, or if you see particles in it.
- Call your healthcare provider, pharmacist, or contact



toll-free at 1-833-23THERA (1-833-238-4372) right away if the solution is cloudy, discolored, or contains particles.

Step 7: Place a new unused 1" 20-gauge needle used for mixing, with its protective needle cap in place, onto a new unused 1 mL syringe. Hold the syringe firmly and twist the needle cap clockwise (to the right) until it closes securely. (See Figure H)

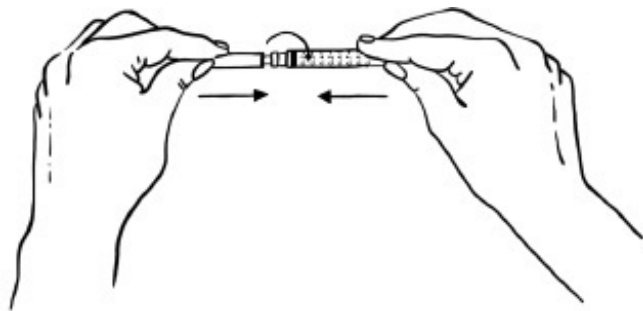


Figure H

Step 8: Carefully remove the protective needle cap by pulling it straight off. **Do not** twist the needle cap.

Do not throw away the needle cap.

Insert the needle through the rubber stopper of the EGRIFTA SV 2 mg vial. (See Figure I)

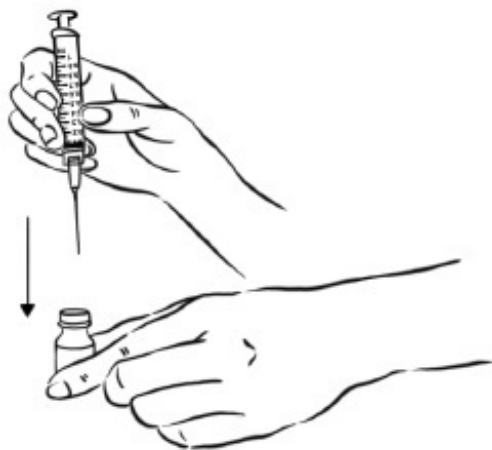


Figure I

Step 9: With the needle still in the EGRIFTA SV 2 mg vial, turn the vial and syringe upside down.

Pull the syringe back until you see just the tip of the needle going through the rubber stopper.

Pull back on the plunger of the syringe until all of the liquid inside the vial is in the syringe. The medicine should be at around the 0.4 mL mark on the syringe. (See Figure J)

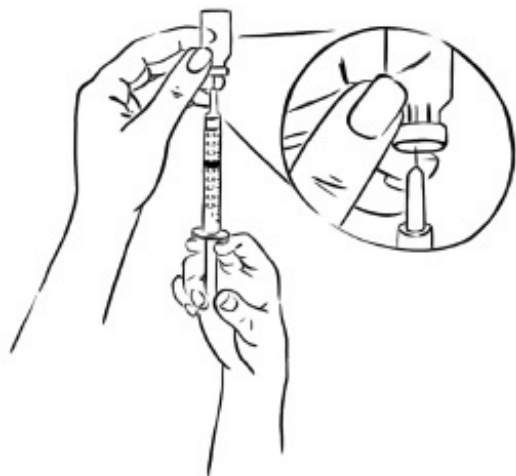


Figure J

Step 10: Remove the needle from the vial. (See Figure K)

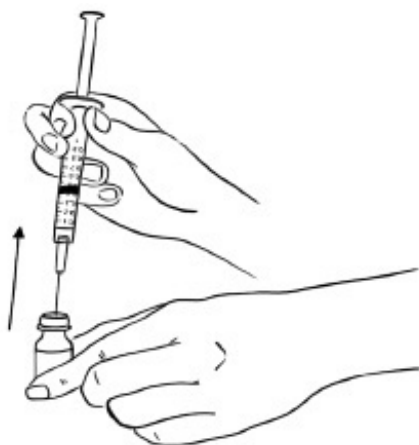


Figure K

Step 11: Place the protective needle cap on its side on a clean flat surface. Without touching the needle, hold the syringe and slide the needle carefully into the needle cap. (See Figure L).

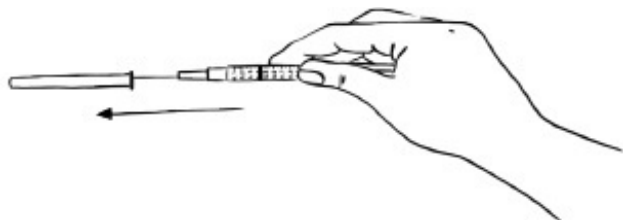


Figure L

Step 12: Push the protective needle cap all the way in or until it snaps shut (See Figure M). **Do not** touch the needle cap until it covers the needle completely.

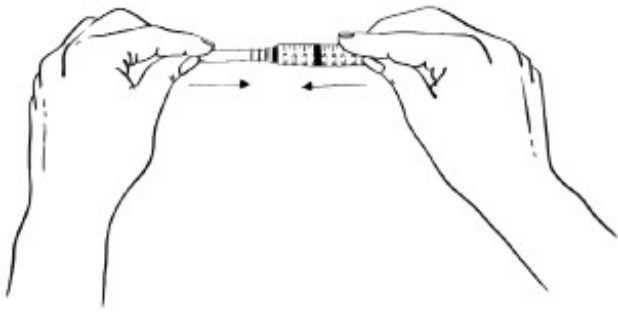


Figure M

Step 13: With the protective needle cap securely on the needle, remove the needle by holding the syringe firmly and twisting the needle cap counterclockwise (to the left). (See Figure N)

Throw away the needle. (See **“How should I dispose of the used syringes, needles, bottles and vials?”**)



Figure N

Step 14: Place a ½" 30-gauge needle to be used for your injection, with its protective needle cap and pink needle shield in place, onto the syringe. Hold the syringe firmly and twist the needle cap and pink needle shield clockwise (to the right) until it closes securely. (See Figure O)

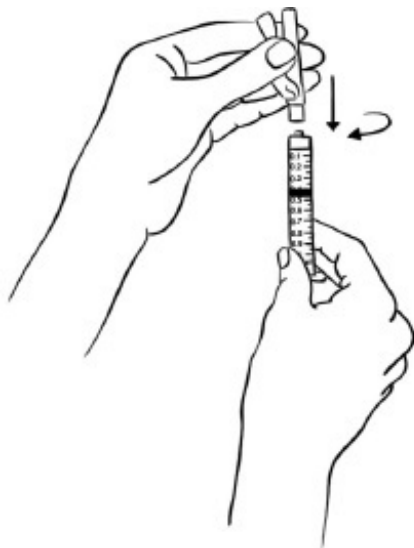


Figure O

Where do I inject EGRIFTA SV 2 mg vial?

Inject EGRIFTA SV into the stomach-area (abdomen). (See Figure P)

- Choose an injection site that is at least 2 inches (5 cm) away from your belly button. (See the shaded area in Figure P)
- **Do not** inject into areas with scar tissue or bruises.
- **Do not** inject into your belly button.
- Avoid areas with any hard bumps from previous injections.
- Rotate the site for each injection. This may help prevent bruising or irritation. You may want to write down the date and location of each daily injection to help you remember.



Figure P

How to inject your 1.4 mg dose of EGRIFTA SV

Do not remove the needle cap until you are ready to inject.

Step 1: Hold the syringe with the needle facing up. Pull the pink needle shield down away from the white protective needle cap.

Carefully remove the needle cap by pulling it straight off the needle. Do **not** twist the needle cap. (See Figure Q)

Do not touch the needle.



Figure Q

Step 2: Tap the syringe gently with your finger to force any air bubbles to rise to the top.

Slowly push up on the plunger to remove any air and bubbles and until the medicine in the syringe is at the 0.35 mL mark of the syringe. (See Figure R)

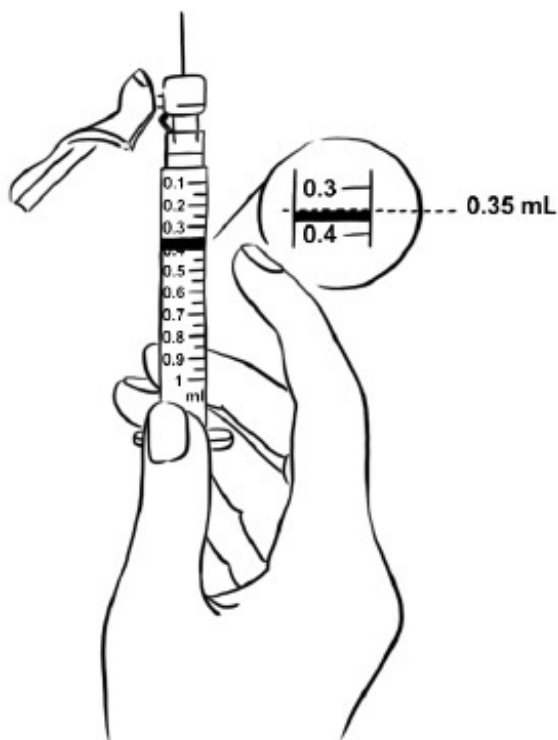


Figure R

Step 3: Clean the injection site you have selected with an alcohol pad and let it dry. Hold the syringe in one hand. With your other hand, gently pinch a fold of skin at your cleaned injection site. Hold the skin between your thumb and fingers. (See Figure S)



Figure S

Step 4: Hold the syringe at a 90 degree angle to the skin. With a quick, dart-like motion, insert the needle straight into the skin. Most of the needle should go beneath the skin. (See Figure T)



Figure T

Step 5: Remove your hand from the pinched area of skin after the needle is inserted. Be careful not to remove the needle from the skin.

Step 6: Slowly push the plunger of the syringe all the way down until all of the medicine in the syringe has been injected. (See Figure U)



Figure U

Pull the needle out of your skin. Be careful to pull the needle out at the same angle as it was inserted.

Step 7: While holding the syringe in one hand, gently press the pink needle shield against a hard, flat surface until you hear a “click” and the injection needle is covered by the pink needle shield. (See Figure V)



Figure V

- Apply pressure to the injection site with gauze for 30 seconds. If there is bleeding, apply an adhesive bandage to the site.
- Throw away the syringe. (See “**How should I dispose of the used syringes, needles, bottles and vials?**”)

How should I dispose of the used syringes, needles, bottles and vials?

- **Do not** recap the needle or remove the needle from the syringe after you inject EGRIFTA SV.
- Put your used EGRIFTA SV needles and syringes in a FDA-cleared sharps disposal container right away after use. **Do not throw away (dispose of) loose needles and syringes in your household trash.**
- If you do not have a FDA-cleared sharps disposal container, you may use a household container that is:

- made of a heavy-duty plastic,
- can be closed with a tight-fitting, puncture-resistant lid, without sharps being able to come out,
- upright and stable during use,
- leak-resistant, and
- properly labeled to warn of hazardous waste inside the container.
- When your sharps disposal container is almost full, you will need to follow your community guidelines for the right way to dispose of your sharps disposal container. There may be state or local laws about how you should throw away used needles and syringes. For more information about safe sharps disposal, and for specific information about sharps disposal in the state that you live in, go to the FDA's website at: <http://www.fda.gov/safesharpsdisposal>.
- **Do not** dispose of your used sharps disposal container in your household trash unless your community guidelines permit this. **Do not** recycle your used sharps disposal container.
- If another person receives a needle stick with a used needle, that person should be told to contact a healthcare provider right away.
- Keep the sharps container away from children and pets.

If you have any questions, call your healthcare provider. You can call



toll-free at 1-833-23THERA (1-833-238-4372) or visit the EGRIFTA SV website at: www.EGRIFTASV.com for more information.

How should I store EGRIFTA SV 2 mg vials, Sterile Water for Injection, syringes and needles?

- You will be given 2 boxes from the pharmacy when you get your prescription of EGRIFTA SV:
 - Store the 2 mg EGRIFTA SV vials in the Medication Box they come in, at room temperature between 68°F to 77°F (20°C to 25°C).
 - Store the Sterile Water for Injection, syringes and needles that come in the Injection Box at room temperature between 68°F to 77°F (20°C to 25°C).
- Keep EGRIFTA SV vials out of the light.
- After mixing, use EGRIFTA SV **right away**. Throw away any unused EGRIFTA SV after mixing.
- **Do not** store, freeze or refrigerate EGRIFTA SV after it has been mixed with the Sterile Water.
- Throw away any Sterile Water for Injection left in the bottle after use.
- Do not use EGRIFTA SV after the expiration date (EXP) printed on the carton and vial labels.

Keep EGRIFTA SV and all medicines out of the reach of children.

This Instructions for Use has been approved by the U.S. Food and Drug Administration.



EGRIFTA SV® is a registered trademark of Theratechnologies Inc.

Manufactured by: Theratechnologies Inc., 2015 Peel Street, Suite 1100, Montréal, Québec, Canada H3A 1T8 US Licence No. 2091 for Theratechnologies Inc.

Revised: 03/2024

Principal Display Panel - Medication Box

MEDICATION BOX

(Box 1 of 2)

NDC 62064-241-30

2 mg/vial

Rx only

EGRIFTA SV[®]

(tesamorelin) for injection

2 mg/vial

For subcutaneous injection only

Important: Refer to Patient Instructions for Use

Use only 1 vial of *EGRIFTA SV* 2 mg to prepare the recommended dose of 1.4 mg (0.35 mL of the reconstituted solution).

READ BEFORE OPENING BOX:

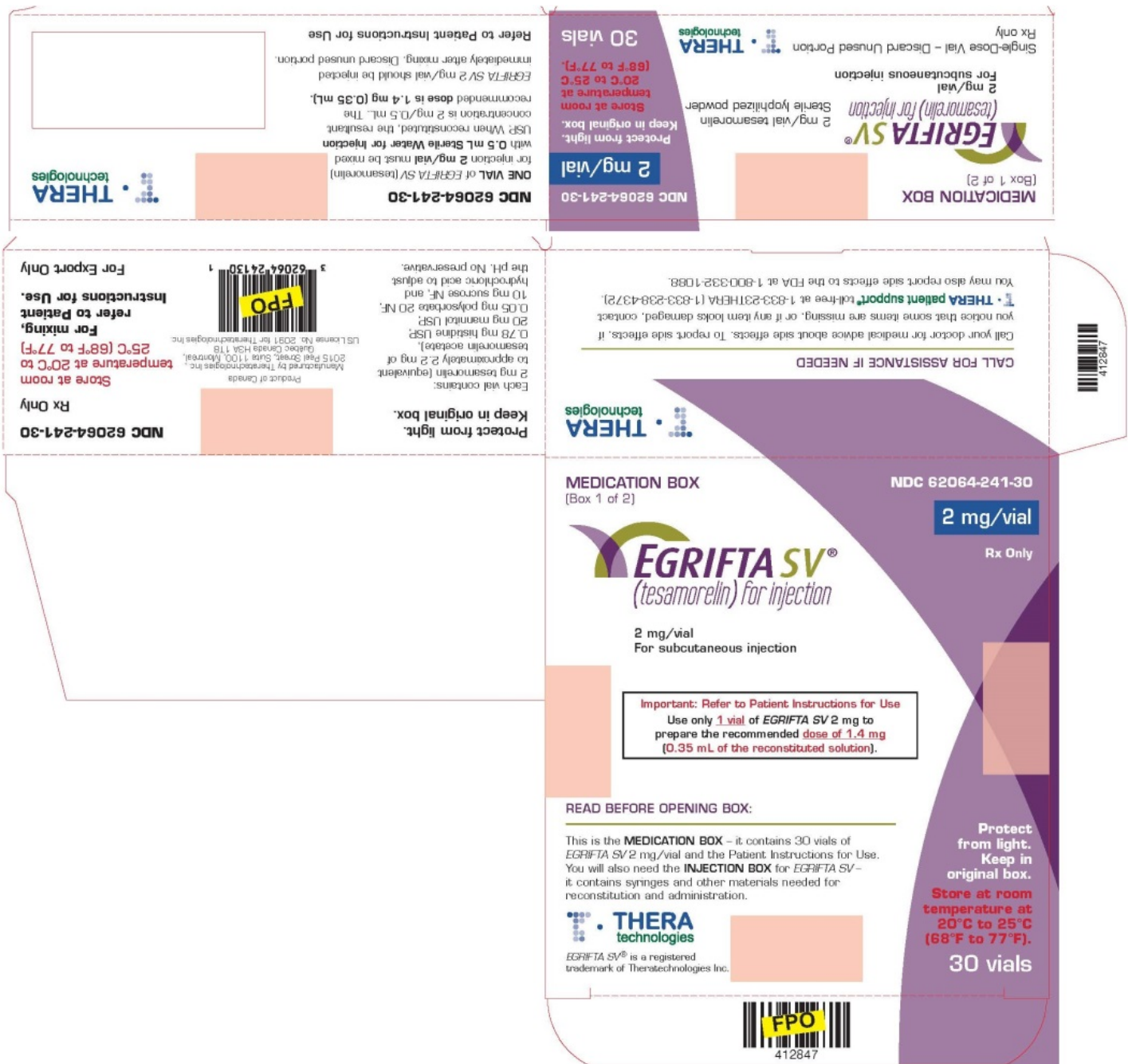
This is the **MEDICATION BOX** – it contains 30 vials of *EGRIFTA SV* 2 mg/vial and the Patient Instructions for Use. You will also need the **INJECTION BOX** for *EGRIFTA SV* – it contains syringes and other materials needed for reconstitution and administration.

**Protect
from light.
Keep in
original box.**

**Store at room
temperature at
20°C to 25°C
(68°F to 77°F)**



EGRIFTA SV[®] is a registered trademark of Theratechnologies Inc.



Principal Display Panel - Injection Box

INJECTION BOX (Box 2 of 2)

For use only with **EGRIFTA SV® 2 mg/vial**
(tesamorelin) for injection 2 mg/vial

For mixing,
refer to Patient
Instructions for Use
included in the
EGRIFTA SV 2 mg/vial
Medication Box.

Rx only

READ BEFORE OPENING BOX

This is your INJECTION BOX for *EGRIFTA SV* (tesamorelin) for injection 2 mg/vial.

This box contains sterile syringes, Sterile Water for Injection USP, and materials needed for injecting *EGRIFTA SV*.

Note this INJECTION BOX does NOT contain your *EGRIFTA SV* 2 mg/vial medication.

Before removing contents, make sure you also have the
***EGRIFTA SV* 2 mg/vial MEDICATION BOX.**

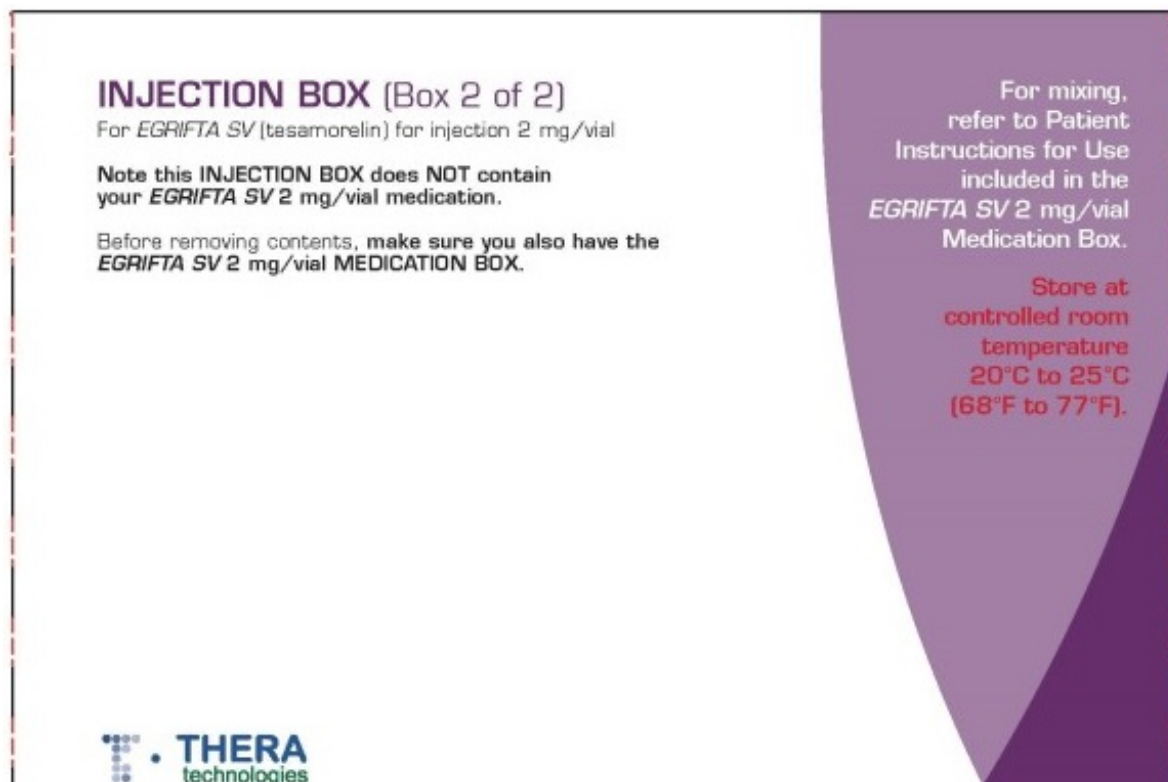
Contents of INJECTION BOX:

- a) 30 single-dose, 10 mL bottles of Sterile Water for Injection
- b) 60 sterile 1mL syringes
- c) 60 sterile 1" 20-gauge needles, used for mixing
- d) 30 sterile ½" 30-gauge needles, used for injection

**Store at
controlled room
temperature
20°C to 25°C
(68°F to 77°F)**

Made in USA

Manufactured by: Theratechnologies Inc., 2015 Peel Street, Suite 1100, Montréal, Québec, Canada H3A 1T8 US Licence No. 2091 for Theratechnologies Inc.



If you notice that some items are missing, or if any item looks damaged, contact THERA patient support* toll-free at 1-833-23THERA (1-833-238-4372).

US-14-30-03



INJECTION BOX (Box 2 of 2)

For use only with **EGRIFTA SV[®]** (tesamorelin) for injection 2 mg/vial



READ BEFORE OPENING BOX

This is your INJECTION BOX for **EGRIFTA SV** (tesamorelin) for injection 2 mg/vial. This box contains sterile syringes, Sterile Water for Injection, USP, and materials needed for injecting **EGRIFTA SV**.

Note this INJECTION BOX does NOT contain your **EGRIFTA SV 2 mg/vial medication.**

Before removing contents, make sure you also have the **EGRIFTA SV** 2 mg/vial **MEDICATION BOX**.

Contents of INJECTION BOX:

- a) 30 single-dose, 10 mL bottles of Sterile Water for Injection
- b) 60 sterile 1 mL syringes
- c) 60 sterile 1" 20-gauge needles, used for mixing
- d) 30 sterile ½" 30-gauge needles, used for injection

Made in USA

Manufactured by Theratechnologies Inc., 2015 Peel Street, Suite 1100, Montreal, Quebec Canada H3A 1T8
US License No. 2091 for Theratechnologies Inc.



EGRIFTA SV[®] is a registered trademark of Theratechnologies Inc.

For mixing,
refer to Patient
Instructions for Use
included in the
EGRIFTA SV 2 mg/vial
Medication Box.

Rx only

Store at
controlled room
temperature
20°C to 25°C
(68°F to 77°F).

Principal Display Panel - 2 mg Vial Label

2 mg/vial

EGRIFTA SV®

(tesamorelin) for injection

Rx only

STERILE

**Store at
20°C to 25°C**

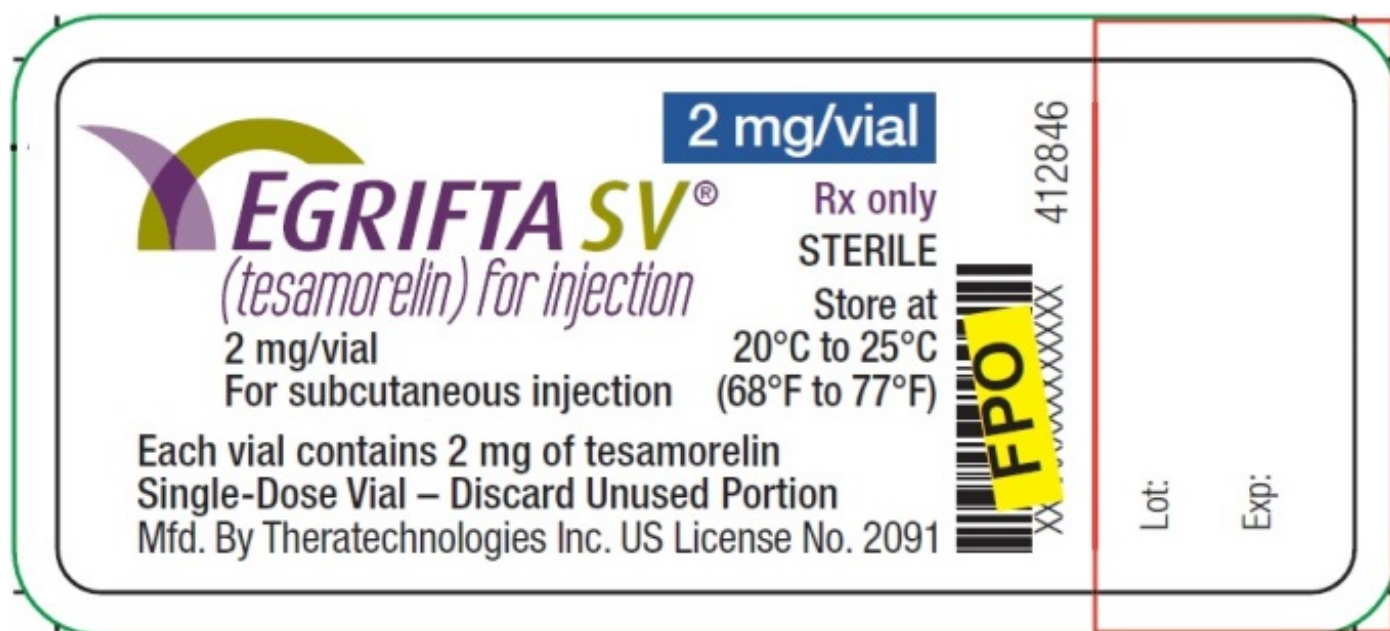
(68° to 77°F)

For subcutaneous injection only

Each vial contains 2 mg of tesamorelin

Single-Dose Vial - Discard Unused Portion

Mfd. By Theratechnologies Inc. US License No. 2091



EGRIFTA SV

tesamorelin kit

Product Information

Product Type	HUMAN PRESCRIPTION DRUG	Item Code (Source)	NDC:62064-241
--------------	-------------------------	--------------------	---------------

Packaging

#	Item Code	Package Description	Marketing Start Date	Marketing End Date
1	NDC:62064-241-30	1 in 1 BOX; Type 1: Convenience Kit of Co-Package	11/04/2019	

Quantity of Parts

Part #	Package Quantity	Total Product Quantity
Part 1	30 VIAL	15 mL
Part 2	30 BOTTLE	300 mL

Part 1 of 2

EGRIFTA SV

tesamorelin injection, powder, lyophilized, for solution

Product Information

Route of Administration	SUBCUTANEOUS
-------------------------	--------------

Active Ingredient/Active Moiety

Ingredient Name	Basis of Strength	Strength
TESAMORELIN ACETATE (UNII: LGW5H38VE3) (TESAMORELIN - UNII:MQG94M5EE0)	TESAMORELIN	2 mg in 0.5 mL

Inactive Ingredients

Ingredient Name	Strength
MANNITOL (UNII: 3OWL53L36A)	20 mg in 0.5 mL
SUCROSE (UNII: C151H8M554)	10 mg in 0.5 mL
HISTIDINE (UNII: 4QD397987E)	0.78 mg in 0.5 mL
POLYSORBATE 20 (UNII: 7T1F30V5YH)	0.05 mg in 0.5 mL

Product Characteristics

Color	WHITE (white to off-white)	Score	
Shape		Size	
Flavor		Imprint Code	
Contains			

Packaging

#	Item Code	Package Description	Marketing Start Date	Marketing End Date
1		0.5 mL in 1 VIAL; Type 1: Convenience Kit of Co-Package		

Marketing Information

Marketing Category	Application Number or Monograph Citation	Marketing Start Date	Marketing End Date
BLA	BLA022505	11/04/2019	

Part 2 of 2

STERILE WATER

water injection

Product Information

Route of Administration	SUBCUTANEOUS
-------------------------	--------------

Inactive Ingredients

Ingredient Name	Strength
WATER (UNII: 059QF0KO0R)	

Packaging

#	Item Code	Package Description	Marketing Start Date	Marketing End Date
1		30 in 1 TRAY		
1		10 mL in 1 BOTTLE; Type 1: Convenience Kit of Co-Package		

Marketing Information

Marketing Category	Application Number or Monograph Citation	Marketing Start Date	Marketing End Date
NDA	NDA018801	07/14/2014	

Marketing Information

Marketing Category	Application Number or Monograph Citation	Marketing Start Date	Marketing End Date
BLA	BLA022505	11/04/2019	

Labeler - Theratechnologies Inc. (252017520)