

**CICLOPIROX- ciclopirox gel**  
**Glenmark Pharmaceuticals Inc., USA**

-----  
**Ciclopirox Gel 0.77%**

**FOR DERMATOLOGIC USE ONLY.**

**NOT FOR USE IN EYES.**

**Rx Only**

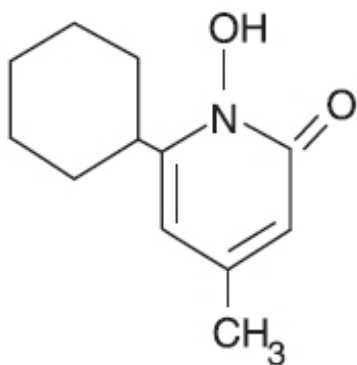
**DESCRIPTION**

Ciclopirox gel 0.77% contains a synthetic antifungal agent, ciclopirox USP. It is intended for topical dermatologic use only.

Each gram of ciclopirox gel contains 7.70 mg of ciclopirox USP in a gel consisting of carbomer homopolymer, isopropyl alcohol, and medium chain triglycerides, sodium hydroxide, sodium lauryl sulfate, and purified water.

Ciclopirox gel is a white, slightly fluid gel.

The chemical name for ciclopirox USP is 6-cyclohexyl-1-hydroxy-4-methyl-2(1*H*)-pyridinone, with the empirical formula C<sub>12</sub>H<sub>17</sub>NO<sub>2</sub> and a molecular weight of 207.27. The CAS Registry Number is [29342-05-0]. The chemical structure is:



**CLINICAL PHARMACOLOGY**

**Mechanism of Action**

Ciclopirox is a hydroxypyridone antifungal agent although the relevance of this property for the indication of seborrheic dermatitis is not known. Ciclopirox acts by chelation of polyvalent cations (Fe<sup>3+</sup> or Al<sup>3+</sup>), resulting in the inhibition of the metal-dependent enzymes that are responsible for the degradation of peroxides within the fungal cell.

**Pharmacokinetics**

A comparative study of the pharmacokinetics of ciclopirox gel and ciclopirox cream (ciclopirox olamine) 0.77% in 18 healthy males indicated that systemic absorption of ciclopirox from ciclopirox gel was higher than that of ciclopirox cream. A 5 gm dose of ciclopirox gel produced a mean (±SD) peak serum concentration of 25.02 (±20.6) ng/mL total ciclopirox and 5 gm of ciclopirox cream produced 18.62 (±13.56) ng/mL total ciclopirox. Approximately 3% of the applied ciclopirox was excreted in the urine within 48 hours after application, with a renal elimination half-life of about 5.5

hours.

In a study of ciclopirox gel, 16 men with moderate to severe tinea cruris applied approximately 15 grams/day of the gel for 14.5 days. The mean ( $\pm$ SD) dose-normalized values of  $C_{\max}$  for total ciclopirox in serum were 100 ( $\pm$ 42) ng/mL on Day 1 and 238 ( $\pm$ 144) ng/mL on Day 15. During the 10 hours after dosing on Day 1, approximately 10% of the administered dose was excreted in the urine.

### **Microbiology**

Ciclopirox is a hydroxypyridinone antifungal agent that inhibits the growth of pathogenic dermatophytes. Ciclopirox has been shown to be active against most strains of the following microorganisms both *in vitro* and in clinical infections as described in the INDICATIONS AND USAGE section:

*Trichophyton rubrum*, *Trichophyton mentagrophytes*, and *Epidermophyton floccosum*

### **INDICATIONS AND USAGE**

#### *Superficial Dermatophyte Infections*

Ciclopirox gel is indicated for the topical treatment of interdigital tinea pedis and tinea corporis due to *Trichophyton rubrum*, *Trichophyton mentagrophytes*, or *Epidermophyton floccosum*.

#### *Seborrheic Dermatitis*

Ciclopirox gel is indicated for the topical treatment of seborrheic dermatitis of the scalp.

### **CONTRAINDICATIONS**

Ciclopirox gel is contraindicated in individuals who have shown hypersensitivity to any of its components.

### **WARNINGS**

Ciclopirox gel is not for ophthalmic, oral, or intravaginal use.

**Keep out of reach of children.**

### **PRECAUTIONS**

If a reaction suggesting sensitivity or chemical irritation should occur with the use of ciclopirox gel, treatment should be discontinued and appropriate therapy instituted. A transient burning sensation may occur, especially after application to sensitive areas. Avoid contact with eyes. Efficacy of ciclopirox gel in immunosuppressed individuals has not been studied. Seborrheic dermatitis in association with acne, atopic dermatitis, Parkinsonism, psoriasis and rosacea has not been studied with ciclopirox gel. Efficacy in the treatment of plantar and vesicular types of tinea pedis has not been established.

### **Information for Patients**

The patient should be told the following:

1. Use ciclopirox gel as directed by the physician. Avoid contact with the eyes and mucous membranes. Ciclopirox gel is for external use only.
2. Use the medication for fungal infections for the full treatment time even though symptoms may have improved, and notify the physician if there is no improvement after 4 weeks.
3. A transient burning/stinging sensation may be felt. This may occur in approximately 15% to 20% of cases, when ciclopirox gel is used to treat seborrheic dermatitis of the scalp.

4. Inform the physician if the area of application shows signs of increased irritation or possible sensitization (redness with itching, burning, blistering, swelling, and/or oozing).
5. Avoid the use of occlusive dressings.
6. Do not use this medication for any disorder other than that for which it is prescribed.

### **Carcinogenesis, Mutagenesis, Impairment of Fertility**

A 104-week dermal carcinogenicity study in mice was conducted with ciclopirox cream formulation applied at doses up to 1.93% (100 mg/kg/day or 300 mg/m<sup>2</sup>/day). No increase in drug related neoplasms was noted when compared to control.

The following in vitro genotoxicity tests have been conducted with ciclopirox: evaluation of gene mutation in the Ames Salmonella and E. coli assays (negative); chromosome aberration assays in V79 Chinese hamster lung fibroblast cells, with and without metabolic activation (positive); chromosome aberration assays in V79 Chinese hamster lung fibroblast cells in the presence of supplemental Fe<sup>3+</sup>, with and without metabolic activation (negative); gene mutation assays in the HGPRT-test with V79 Chinese hamster lung fibroblast cells (negative); and a primary DNA damage assay (i.e., unscheduled DNA synthesis assay in A549 human cells) (negative). An in vitro cell transformation assay in BALB/c 3T3 cells was negative for cell transformation. In an in vivo Chinese hamster bone marrow cytogenetic assay, ciclopirox was negative for chromosome aberrations at a dosage of 5000 mg/kg body weight.

A combined oral fertility and embryofetal developmental study was conducted in rats with ciclopirox olamine. No effect on fertility or reproductive performance was noted at the highest dose tested of 3.85 mg/kg/day ciclopirox (approximately 1.2 times the maximum recommended human dose based on body surface area comparisons).

### **Pregnancy**

Teratogenic effects: Pregnancy Category B

There are no adequate or well-controlled studies in pregnant women. Therefore, ciclopirox gel should be used during pregnancy only if the potential benefit justifies the potential risk to the fetus.

Oral embryofetal developmental studies were conducted in mice, rats, rabbits and monkeys. Ciclopirox or ciclopirox olamine was orally administered during the period of organogenesis. No maternal toxicity, embryotoxicity or teratogenicity were noted at the highest doses of 77, 125, 80 and 38.5 mg/kg/day ciclopirox in mice, rats, rabbits and monkeys, respectively (approximately 11, 37, 51 and 24 times the maximum recommended human dose based on body surface area comparisons, respectively).

Dermal embryofetal developmental studies were conducted in rats and rabbits with ciclopirox olamine dissolved in PEG 400. Ciclopirox olamine was topically administered during the period of organogenesis. No maternal toxicity, embryotoxicity or teratogenicity were noted at the highest doses of 92 mg/kg/day and 77 mg/kg/day ciclopirox in rats and rabbits, respectively (approximately 27 and 49 times the maximum recommended human dose based on body surface area comparisons, respectively).

### **Nursing Mothers**

It is not known whether this drug is excreted in human milk. Since many drugs are excreted in human milk, caution should be exercised when ciclopirox gel is administered to a nursing woman.

### **Pediatric Use**

The efficacy and safety of ciclopirox gel in pediatric patients below the age of 16 years have not been established.

## **ADVERSE REACTIONS**

In clinical trials, 140 (39%) of 359 subjects treated with ciclopirox gel reported adverse experiences,

irrespective of relationship to test materials, which resulted in 8 subjects discontinuing treatment. The most frequent experience reported was skin burning sensation upon application, which occurred in approximately 34% of seborrheic dermatitis patients and 7% of tinea pedis patients. Adverse experiences occurring between 1% to 5% were contact dermatitis and pruritus. Other reactions that occurred in less than 1% included dry skin, acne, rash, alopecia, pain upon application, eye pain, and facial edema.

## **DOSAGE AND ADMINISTRATION**

### *Superficial Dermatophyte Infections*

Gently massage ciclopirox gel into the affected areas and surrounding skin twice daily, in the morning and evening immediately after cleaning or washing the areas to be treated. Interdigital tinea pedis and tinea corporis should be treated for 4 weeks. If a patient shows no clinical improvement after 4 weeks of treatment, the diagnosis should be reviewed.

### *Seborrheic Dermatitis of the Scalp*

Apply ciclopirox gel to affected scalp areas twice daily, in the morning and evening for 4 weeks. Clinical improvement usually occurs within the first week with continuing resolution of signs and symptoms through the fourth week of treatment. If a patient shows no clinical improvement after 4 weeks of treatment, the diagnosis should be reviewed.

## **HOW SUPPLIED**

Ciclopirox gel 0.77% is supplied in aluminium tubes and LDPE tubes.

30 g tubes (NDC 68462-455-35), 45 g tubes (NDC 68462-455-47) and 100 g tubes (NDC 68462-455-94).

Store at 20 to 25°C (68 to 77°F) [See USP Controlled Room Temperature].

Manufactured by:

### **Glenmark Pharmaceuticals Limited**

Colvale-Bardez, Goa 403 513, India

Manufactured for:

### **Glenmark Pharmaceuticals Inc., USA**

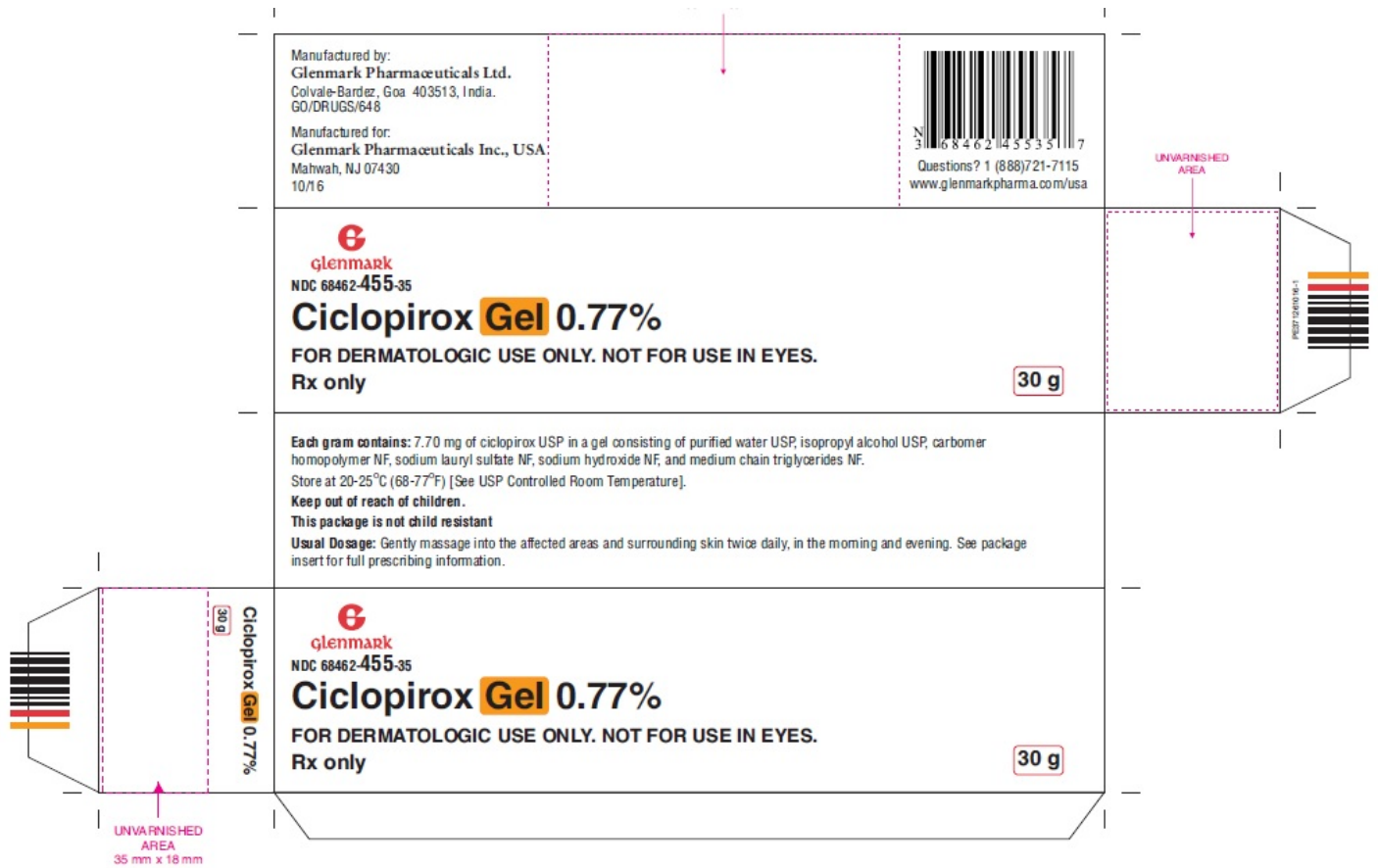
Mahwah, NJ 07430

Questions? 1 (888)721-7115


[www.glenmarkpharma.com/usa](http://www.glenmarkpharma.com/usa)

January 2017

## **PACKAGE/LABEL DISPLAY PANEL**



**PACKAGE/LABEL DISPLAY PANEL**



**glenmark**  
NDC 68462-455-47

**45 g**

**Ciclopirox Gel 0.77%**


**FOR DERMATOLOGIC USE ONLY. NOT FOR USE IN EYES.**

**Rx only**

**Each gram contains:** 7.70 mg of ciclopirox USP in a gel consisting of purified water USP, isopropyl alcohol USP, carbomer homopolymer NF, sodium lauryl sulfate NF, sodium hydroxide NF, and medium chain triglycerides NF.  
Store at 20-25°C (68-77°F) [See USP Controlled Room Temperature].  
**Keep out of reach of children.**  
**Usual Dosage:** Gently massage into the affected areas and surrounding skin twice daily, in the morning and evening. See package insert for full prescribing information.  
See crimp for lot no. and expiration date.

Manufactured by:  
**Glenmark Pharmaceuticals Ltd**  
Colvale-Bardez,  
Goa 403513, India.  
GO/DRUGS/648

Manufactured for:  
**Glenmark Pharmaceuticals Inc., USA**  
Mahwah, NJ 07430  
06/14  
PE304310614-1



Questions? 1 (888)721-7115  
www.glenmarkpharma.com/usa

ciclopirox gel

### Product Information

<b>Product Type</b>	HUMAN PRESCRIPTION DRUG	<b>Item Code (Source)</b>	NDC:68462-455
<b>Route of Administration</b>	TOPICAL		

### Active Ingredient/Active Moiety

<b>Ingredient Name</b>	<b>Basis of Strength</b>	<b>Strength</b>
CICLOPIROX (UNII: 19W019ZDRJ) (CICLOPIROX - UNII:19W019ZDRJ)	CICLOPIROX	7.7 mg in 1 g

### Inactive Ingredients

<b>Ingredient Name</b>	<b>Strength</b>
CARBOMER HOMO POLYMER TYPE C (ALLYL PENTAERYTHRITOL CROSSLINKED) (UNII: 4Q93RCW27E)	
ISOPROPYL ALCOHOL (UNII: ND2M416302)	
MEDIUM-CHAIN TRIGLYCERIDES (UNII: C9H2L21V7U)	
SODIUM HYDROXIDE (UNII: 55X04QC32I)	
SODIUM LAURYL SULFATE (UNII: 368GB5141J)	
WATER (UNII: 059QF0KO0R)	

### Packaging

#	<b>Item Code</b>	<b>Package Description</b>	<b>Marketing Start Date</b>	<b>Marketing End Date</b>
1	NDC:68462-455-35	30 g in 1 TUBE; Type 0: Not a Combination Product	02/29/2012	
2	NDC:68462-455-47	45 g in 1 TUBE; Type 0: Not a Combination Product	02/29/2012	
3	NDC:68462-455-94	100 g in 1 TUBE; Type 0: Not a Combination Product	02/29/2012	

### Marketing Information

<b>Marketing Category</b>	<b>Application Number or Monograph Citation</b>	<b>Marketing Start Date</b>	<b>Marketing End Date</b>
ANDA	ANDA091595	02/29/2012	

**Labeler** - Glenmark Pharmaceuticals Inc., USA (130597813)

### Establishment

<b>Name</b>	<b>Address</b>	<b>ID/FEI</b>	<b>Business Operations</b>
Glenmark Pharmaceuticals Limited		677318665	MANUFACTURE(68462-455) , ANALYSIS(68462-455)

Revised: 1/2017

Glenmark Pharmaceuticals Inc., USA