

MIRAPEX - pramipexole dihydrochloride tablet

Physicians Total Care, Inc.

Mirapex® (pramipexole dihydrochloride)

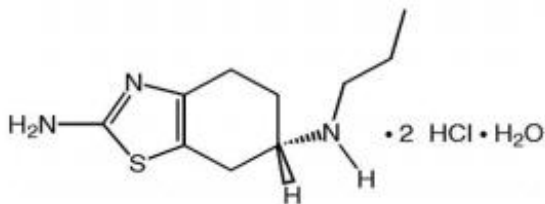
0.125 mg, 0.25 mg, 0.5 mg, 0.75 mg, 1 mg, and 1.5 mg Tablets

Prescribing Information

DESCRIPTION

MIRAPEX tablets contain pramipexole, a nonergot dopamine agonist. The chemical name of pramipexole dihydrochloride is (S)-2-amino-4,5,6,7-tetrahydro-6-(propylamino)benzothiazole dihydrochloride monohydrate. Its empirical formula is $C_{10}H_{17}N_3S \cdot 2HCl \cdot H_2O$, and its molecular weight is 302.27.

The structural formula is:



Pramipexole dihydrochloride is a white to off-white powder substance. Melting occurs in the range of 296°C to 301°C, with decomposition. Pramipexole dihydrochloride is more than 20% soluble in water, about 8% in methanol, about 0.5% in ethanol, and practically insoluble in dichloromethane.

MIRAPEX tablets, for oral administration, contain 0.125 mg, 0.25 mg, 0.5 mg, 0.75 mg, 1 mg, or 1.5 mg of pramipexole dihydrochloride monohydrate. Inactive ingredients consist of mannitol, cornstarch, colloidal silicon dioxide, povidone, and magnesium stearate.

CLINICAL PHARMACOLOGY

Mechanism of Action

Pramipexole is a nonergot dopamine agonist with high relative in vitro specificity and full intrinsic activity at the D₂ subfamily of dopamine receptors, binding with higher affinity to D₃ than to D₂ or D₄ receptor subtypes.

Parkinson's Disease: The precise mechanism of action of pramipexole as a treatment for Parkinson's disease is unknown, although it is believed to be related to its ability to stimulate dopamine receptors in the striatum. This conclusion is supported by electrophysiologic studies in animals that have demonstrated that pramipexole influences striatal neuronal firing rates via activation of dopamine receptors in the striatum and the substantia nigra, the site of neurons that send projections to the striatum. The relevance of D₃ receptor binding in Parkinson's disease is unknown.

Restless Legs Syndrome (RLS): The precise mechanism of action of Mirapex® (pramipexole dihydrochloride) tablets as a treatment for Restless Legs Syndrome (RLS) is unknown. Although the pathophysiology of RLS is largely unknown, neuropharmacological evidence suggests primary dopaminergic system involvement. Positron Emission Tomographic (PET) studies suggest that a mild striatal presynaptic dopaminergic dysfunction may be involved in the pathogenesis of RLS.

Pharmacokinetics

Pramipexole displays linear pharmacokinetics over the clinical dosage range. Its terminal half-life is

about 8 hours in young healthy volunteers and about 12 hours in elderly volunteers (see **CLINICAL PHARMACOLOGY, Pharmacokinetics in Special Populations**). Steady-state concentrations are achieved within 2 days of dosing.

Absorption

Pramipexole is rapidly absorbed, reaching peak concentrations in approximately 2 hours. The absolute bioavailability of pramipexole is greater than 90%, indicating that it is well absorbed and undergoes little presystemic metabolism. Food does not affect the extent of pramipexole absorption, although the time of maximum plasma concentration (T_{\max}) is increased by about 1 hour when the drug is taken with a meal.

Distribution

Pramipexole is extensively distributed, having a volume of distribution of about 500 L (coefficient of variation [CV]=20%). It is about 15% bound to plasma proteins. Pramipexole distributes into red blood cells as indicated by an erythrocyte-to-plasma ratio of approximately 2.

Metabolism and Elimination

The terminal half-life of pramipexole is about 8 hours in healthy volunteers and 12 hours in elderly volunteers.

Urinary excretion is the major route of pramipexole elimination, with 90% of a pramipexole dose recovered in urine, almost all as unchanged drug. Nonrenal routes may contribute to a small extent to pramipexole elimination, although no metabolites have been identified in plasma or urine. The renal clearance of pramipexole is approximately 400 mL/min (CV=25%), approximately three times higher than the glomerular filtration rate. Thus, pramipexole is secreted by the renal tubules, probably by the organic cation transport system.

Pharmacodynamics

In a clinical trial with healthy volunteers, where pramipexole was titrated faster than recommended (every 3 days) up to 4.5 mg per day, an increase in blood pressure and heart rate was observed. Although mean values remained within normal reference ranges throughout the study, supine systolic blood pressure (SBP), diastolic blood pressure (DBP), and pulse rate for subjects treated with pramipexole generally increased during the up-titration phase, up to 10 mmHg, 7 mmHg, and 10 bpm higher than placebo, respectively. Higher SBP, DBP, and pulse rates compared to placebo were maintained until the pramipexole doses were tapered; values on the last day of tapering were generally similar to baseline values. Such effects have not been observed in clinical studies with Parkinson's disease patients, and are most likely due to the forced up-titration every 3 days.

Pharmacokinetics in Special Populations

Because therapy with MIRAPEX tablets is initiated at a low dose and gradually titrated upward according to clinical tolerability to obtain the optimum therapeutic effect, adjustment of the initial dose based on gender, weight, or age is not necessary. However, renal insufficiency, which can cause a large decrease in the ability to eliminate pramipexole, may necessitate dosage adjustment (see **CLINICAL PHARMACOLOGY, Renal Insufficiency**).

Gender

Pramipexole clearance is about 30% lower in women than in men, but most of this difference can be accounted for by differences in body weight. There is no difference in half-life between males and females.

Age

Pramipexole clearance decreases with age as the half-life and clearance are about 40% longer and 30% lower, respectively, in elderly (aged 65 years or older) compared with young healthy volunteers (aged

less than 40 years). This difference is most likely due to the well-known reduction in renal function with age, since pramipexole clearance is correlated with renal function, as measured by creatinine clearance (see **CLINICAL PHARMACOLOGY, Renal Insufficiency**).

Parkinson's Disease Patients

A cross-study comparison of data suggests that the clearance of pramipexole may be reduced by about 30% in Parkinson's disease patients compared with healthy elderly volunteers. The reason for this difference appears to be reduced renal function in Parkinson's disease patients, which may be related to their poorer general health. The pharmacokinetics of pramipexole were comparable between early and advanced Parkinson's disease patients.

Restless Legs Syndrome Patients

A cross-study comparison of data suggests that the pharmacokinetic profile of pramipexole administered once daily in RLS patients is similar to the pharmacokinetic profile of pramipexole in healthy volunteers.

Pediatric

The pharmacokinetics of pramipexole in the pediatric population have not been evaluated.

Hepatic Insufficiency

The influence of hepatic insufficiency on pramipexole pharmacokinetics has not been evaluated. Because approximately 90% of the recovered dose is excreted in the urine as unchanged drug, hepatic impairment would not be expected to have a significant effect on pramipexole elimination.

Renal Insufficiency

The clearance of pramipexole was about 75% lower in patients with severe renal impairment (creatinine clearance approximately 20 mL/min) and about 60% lower in patients with moderate impairment (creatinine clearance approximately 40 mL/min) compared with healthy volunteers. Also, it took longer to achieve steady state. A lower starting and/or maintenance dose may be appropriate in these patients (see **PRECAUTIONS** and **DOSAGE AND ADMINISTRATION**). In patients with varying degrees of renal impairment, pramipexole clearance correlates well with creatinine clearance. Therefore, creatinine clearance can be used as a predictor of the extent of decrease in pramipexole clearance. Pramipexole clearance is extremely low in dialysis patients, as a negligible amount of pramipexole is removed by dialysis. Caution should be exercised when administering pramipexole to patients with renal disease.

CLINICAL STUDIES

Parkinson's Disease

The effectiveness of Mirapex® (pramipexole dihydrochloride) tablets in the treatment of Parkinson's disease was evaluated in a multinational drug development program consisting of seven randomized, controlled trials. Three were conducted in patients with early Parkinson's disease who were not receiving concomitant levodopa, and four were conducted in patients with advanced Parkinson's disease who were receiving concomitant levodopa. Among these seven studies, three studies provide the most persuasive evidence of pramipexole's effectiveness in the management of patients with Parkinson's disease who were and were not receiving concomitant levodopa. Two of these three trials enrolled patients with early Parkinson's disease (not receiving levodopa), and one enrolled patients with advanced Parkinson's disease who were receiving maximally tolerated doses of levodopa.

In all studies, the Unified Parkinson's Disease Rating Scale (UPDRS), or one or more of its subparts, served as the primary outcome assessment measure. The UPDRS is a four-part multi-item rating scale intended to evaluate mentation (part I), Activities of Daily Living (ADL) (part II), motor performance (part III), and complications of therapy (part IV).

Part II of the UPDRS contains 13 questions relating to ADL, which are scored from 0 (normal) to 4 (maximal severity) for a maximum (worst) score of 52. Part III of the UPDRS contains 27 questions (for 14 items) and is scored as described for part II. It is designed to assess the severity of the cardinal motor findings in patients with Parkinson's disease (e.g., tremor, rigidity, bradykinesia, postural instability, etc.), scored for different body regions, and has a maximum (worst) score of 108.

Studies in Patients with Early Parkinson's Disease

Patients (N=599) in the two studies of early Parkinson's disease had a mean disease duration of 2 years, limited or no prior exposure to levodopa (generally none in the preceding 6 months), and were not experiencing the "on-off" phenomenon and dyskinesia characteristic of later stages of the disease.

One of the two early Parkinson's disease studies (N=335) was a double-blind, placebo-controlled, parallel trial consisting of a 7-week dose-escalation period and a 6-month maintenance period. Patients could be on selegiline, anticholinergics, or both, but could not be on levodopa products or amantadine. Patients were randomized to Mirapex® (pramipexole dihydrochloride) tablets or placebo. Patients treated with MIRAPEX tablets had a starting daily dose of 0.375 mg and were titrated to a maximally tolerated dose, but no higher than 4.5 mg/day in three divided doses. At the end of the 6-month maintenance period, the mean improvement from baseline on the UPDRS part II (ADL) total score was 1.9 in the group receiving MIRAPEX tablets and -0.4 in the placebo group, a difference that was statistically significant. The mean improvement from baseline on the UPDRS part III total score was 5.0 in the group receiving MIRAPEX tablets and -0.8 in the placebo group, a difference that was also statistically significant. A statistically significant difference between groups in favor of MIRAPEX tablets was seen beginning at week 2 of the UPDRS part II (maximum dose 0.75 mg/day) and at week 3 of the UPDRS part III (maximum dose 1.5 mg/day).

The second early Parkinson's disease study (N=264) was a double-blind, placebo-controlled, parallel trial consisting of a 6-week dose-escalation period and a 4-week maintenance period. Patients could be on selegiline, anticholinergics, amantadine, or any combination of these, but could not be on levodopa products. Patients were randomized to 1 of 4 fixed doses of MIRAPEX tablets (1.5 mg, 3.0 mg, 4.5 mg, or 6.0 mg per day) or placebo. At the end of the 4-week maintenance period, the mean improvement from baseline on the UPDRS part II total score was 1.8 in the patients treated with MIRAPEX tablets, regardless of assigned dose group, and 0.3 in placebo-treated patients. The mean improvement from baseline on the UPDRS part III total score was 4.2 in patients treated with MIRAPEX tablets and 0.6 in placebo-treated patients. No dose-response relationship was demonstrated. The between-treatment differences on both parts of the UPDRS were statistically significant in favor of MIRAPEX tablets for all doses.

No differences in effectiveness based on age or gender were detected. There were too few non-Caucasian patients to evaluate the effect of race. Patients receiving selegiline or anticholinergics had responses similar to patients not receiving these drugs.

Studies in Patients with Advanced Parkinson's Disease

In the advanced Parkinson's disease study, the primary assessments were the UPDRS and daily diaries that quantified amounts of "on" and "off" time.

Patients in the advanced Parkinson's disease study (N=360) had a mean disease duration of 9 years, had been exposed to levodopa for long periods of time (mean 8 years), used concomitant levodopa during the trial, and had "on-off" periods.

The advanced Parkinson's disease study was a double-blind, placebo-controlled, parallel trial consisting of a 7-week dose-escalation period and a 6-month maintenance period. Patients were all treated with concomitant levodopa products and could additionally be on concomitant selegiline, anticholinergics, amantadine, or any combination. Patients treated with MIRAPEX tablets had a starting dose of 0.375 mg/day and were titrated to a maximally tolerated dose, but no higher than 4.5 mg/day in three divided doses. At selected times during the 6-month maintenance period, patients were asked to record the

amount of "off," "on," or "on with dyskinesia" time per day for several sequential days. At the end of the 6-month maintenance period, the mean improvement from baseline on the UPDRS part II total score was 2.7 in the group treated with Mirapex® (pramipexole dihydrochloride) tablets and 0.5 in the placebo group, a difference that was statistically significant. The mean improvement from baseline on the UPDRS part III total score was 5.6 in the group treated with MIRAPEX tablets and 2.8 in the placebo group, a difference that was statistically significant. A statistically significant difference between groups in favor of MIRAPEX tablets was seen at week 3 of the UPDRS part II (maximum dose 1.5 mg/day) and at week 2 of the UPDRS part III (maximum dose 0.75 mg/day). Dosage reduction of levodopa was allowed during this study if dyskinesia (or hallucinations) developed; levodopa dosage reduction occurred in 76% of patients treated with MIRAPEX tablets versus 54% of placebo patients. On average, the levodopa dose was reduced 27%.

The mean number of "off" hours per day during baseline was 6 hours for both treatment groups. Throughout the trial, patients treated with MIRAPEX tablets had a mean of 4 "off" hours per day, while placebo-treated patients continued to experience 6 "off" hours per day.

No differences in effectiveness based on age or gender were detected. There were too few non-Caucasian patients to evaluate the effect of race.

Restless Legs Syndrome

The efficacy of MIRAPEX tablets in the treatment of Restless Legs Syndrome (RLS) was evaluated in a multinational drug development program consisting of 4 randomized, double-blind, placebo-controlled trials. This program included approximately 1000 patients with moderate to severe RLS; patients with RLS secondary to other conditions (e.g., pregnancy, renal failure, and anemia) were excluded. All patients were administered MIRAPEX tablets (0.125 mg, 0.25 mg, 0.5 mg, or 0.75 mg) or placebo once daily 2-3 hours before going to bed. Across the 4 studies, the mean duration of RLS was 4.6 years (range of 0 to 56 years), mean age was approximately 55 years (range of 18 to 81 years), and approximately 66.6% were women.

The two outcome measures used to assess the effect of treatment were the International RLS Rating Scale (IRLS Scale) and a Clinical Global Impression - Improvement (CGI-I) assessment. The IRLS Scale contains 10 items designed to assess the severity of sensory and motor symptoms, sleep disturbance, daytime somnolence, and impact on activities of daily living and mood associated with RLS. The range of scores is 0 to 40, with 0 being absence of RLS symptoms and 40 the most severe symptoms. The CGI-I is designed to assess clinical progress (global improvement) on a 7-point scale.

In Study 1, fixed doses of MIRAPEX tablets were compared to placebo in a study of 12 weeks duration. A total of 344 patients were randomized equally to the 4 treatment groups. Patients treated with MIRAPEX tablets (n=254) had a starting dose of 0.125 mg/day and were titrated to one of the three randomized doses (0.25, 0.5, 0.75 mg/day) in the first three weeks of the study. The mean improvement from baseline on the IRLS Scale total score and the percentage of CGI-I responders for each of the MIRAPEX tablets treatment groups compared to placebo are summarized in Table 1. All treatment groups reached statistically significant superiority compared to placebo for both endpoints. There was no clear evidence of a dose-response across the 3 randomized dose groups.

Table 1 Mean Changes from Baseline to Week 12 in IRLS Score and CGI-I (Study 1)

	MIRAPEX 0.25 mg	MIRAPEX 0.5 mg	MIRAPEX 0.75 mg	MIRAPEX Total	Placebo
No. Patients	88	79	87	254	85
IRLS score	-13.1	-13.4	-14.4	-13.6	-9.4
CGI-I responders*	74.7%	67.9%	72.9%	72.0%	51.2%

*CGI-I responders = "much improved" and "very much improved"

Study 2 was a randomized-withdrawal study, designed to demonstrate the sustained efficacy of pramipexole for treatment of RLS after a period of six months. RLS patients who responded to Mirapex® (pramipexole dihydrochloride) tablets treatment in a preceding 6-month open label treatment phase (defined as having a CGI-I rating of “very much improved” or “much improved” compared to baseline and an IRLS score of 15 or below) were randomized to receive either continued active treatment (n=78) or placebo (n=69) for 12 weeks. The primary endpoint of this study was time to treatment failure, defined as any worsening on the CGI-I score along with an IRLS Scale total score above 15.

In patients who had responded to 6-month open label treatment with MIRAPEX tablets, the administration of placebo led to a rapid decline in their overall conditions and return of their RLS symptoms. At the end of the 12-week observation period, 85% of patients treated with placebo had failed treatment, compared to 21% treated with blinded pramipexole, a difference that was highly statistically significant. The majority of treatment failures occurred within 10 days of randomization. For the patients randomized, the distribution of doses was: 7 on 0.125 mg, 44 on 0.25 mg, 47 on 0.5 mg, and 49 on 0.75 mg.

Study 3 was a 6-week study, comparing a flexible dose of MIRAPEX tablets to placebo. In this study, 345 patients were randomized in a 2:1 ratio to MIRAPEX tablets or placebo. The mean improvement from baseline on the IRLS Scale total score was -12 for Mirapex-treated patients and -6 for placebo-treated patients. The percentage of CGI-I responders was 63% for Mirapex-treated patients and 32% for placebo-treated patients. The between-group differences were statistically significant for both outcome measures. For the patients randomized to MIRAPEX tablets, the distribution of achieved doses was: 35 on 0.125 mg, 51 on 0.25 mg, 65 on 0.5 mg, and 69 on 0.75 mg.

Study 4 was a 3-week study, comparing 4 fixed doses of MIRAPEX tablets, 0.125 mg, 0.25 mg, 0.5 mg, and 0.75 mg, to placebo. Approximately 20 patients were randomized to each of the 5 dose groups. The mean improvement from baseline on the IRLS Scale total score and the percentage of CGI-I responders for each of the MIRAPEX tablets treatment groups compared to placebo are summarized in Table 2. In this study, the 0.125 mg dose group was not significantly different from placebo. On average, the 0.5 mg dose group performed better than the 0.25 mg dose group, but there was no difference between the 0.5 mg and 0.75 mg dose groups.

Table 2 Mean Changes from Baseline to Week 3 in IRLS Score and CGI-I (Study 4)

	MIRAPEX 0.125 mg	MIRAPEX 0.25 mg	MIRAPEX 0.5 mg	MIRAPEX 0.75 mg	MIRAPEX Total	Placebo
No. Patients	21	22	22	21	86	21
IRLS score	-11.7	-15.3	-17.6	-15.2	-15.0	-6.2
CGI-I responders*	61.9%	68.2%	86.4%	85.7%	75.6%	42.9%
*CGI-I responders = “much improved” and “very much improved”						

No differences in effectiveness based on age or gender were detected. There were too few non-Caucasian patients to evaluate the effect of race.

INDICATIONS AND USAGE

Parkinson's Disease

Mirapex® (pramipexole dihydrochloride) tablets are indicated for the treatment of the signs and symptoms of idiopathic Parkinson's disease.

The effectiveness of MIRAPEX tablets was demonstrated in randomized, controlled trials in patients with early Parkinson's disease who were not receiving concomitant levodopa therapy as well as in patients with advanced disease on concomitant levodopa (see **CLINICAL STUDIES**).

Restless Legs Syndrome

MIRAPEX tablets are indicated for the treatment of moderate-to-severe primary Restless Legs Syndrome (RLS).

Key diagnostic criteria for RLS are: an urge to move the legs usually accompanied or caused by uncomfortable and unpleasant leg sensations; symptoms begin or worsen during periods of rest or inactivity such as lying or sitting; symptoms are partially or totally relieved by movement such as walking or stretching at least as long as the activity continues; and symptoms are worse or occur only in the evening or night. Difficulty falling asleep may frequently be associated with symptoms of RLS.

CONTRAINDICATIONS

MIRAPEX tablets are contraindicated in patients who have demonstrated hypersensitivity to the drug or its ingredients.

WARNINGS

Falling Asleep During Activities of Daily Living

Patients treated with Mirapex® (pramipexole dihydrochloride) tablets have reported falling asleep while engaged in activities of daily living, including the operation of motor vehicles which sometimes resulted in accidents. Although many of these patients reported somnolence while on MIRAPEX tablets, some perceived that they had no warning signs such as excessive drowsiness, and believed that they were alert immediately prior to the event. Some of these events had been reported as late as one year after the initiation of treatment.

Somnolence is a common occurrence in patients receiving MIRAPEX tablets at doses above 1.5 mg/day (0.5 mg TID) for Parkinson's disease. In controlled clinical trials in RLS, patients treated with MIRAPEX tablets at doses of 0.25-0.75 mg once a day, the incidence of somnolence was 6% compared to an incidence of 3% for placebo-treated patients (see ADVERSE EVENTS, Table 5). Many clinical experts believe that falling asleep while engaged in activities of daily living always occurs in a setting of pre-existing somnolence, although patients may not give such a history. For this reason, prescribers should continually reassess patients for drowsiness or sleepiness, especially since some of the events occur well after the start of treatment. Prescribers should also be aware that patients may not acknowledge drowsiness or sleepiness until directly questioned about drowsiness or sleepiness during specific activities.

Before initiating treatment with MIRAPEX tablets, patients should be advised of the potential to develop drowsiness and specifically asked about factors that may increase the risk with MIRAPEX tablets such as concomitant sedating medications, the presence of sleep disorders, and concomitant medications that increase pramipexole plasma levels (e.g., cimetidine - see PRECAUTIONS, Drug Interactions). If a patient develops significant daytime sleepiness or episodes of falling asleep during activities that require active participation (e.g., conversations, eating, etc.), MIRAPEX tablets should ordinarily be discontinued. If a decision is made to continue MIRAPEX tablets, patients should be advised to not drive and to avoid other potentially dangerous activities. While dose reduction clearly reduces the degree of somnolence, there is insufficient information to establish that dose reduction will eliminate episodes of falling asleep while engaged in activities of daily living.

Symptomatic Hypotension

Dopamine agonists, in clinical studies and clinical experience, appear to impair the systemic regulation of blood pressure, with resulting orthostatic hypotension, especially during dose escalation. Parkinson's disease patients, in addition, appear to have an impaired capacity to respond to an orthostatic challenge. For these reasons, both Parkinson's disease patients and RLS patients being treated with dopaminergic agonists ordinarily require careful monitoring for signs and symptoms of orthostatic hypotension, especially during dose escalation, and should be informed of this risk (see **PRECAUTIONS, Information for Patients**).

In clinical trials of pramipexole, however, and despite clear orthostatic effects in normal volunteers, the reported incidence of clinically significant orthostatic hypotension was not greater among those assigned to Mirapex® (pramipexole dihydrochloride) tablets than among those assigned to placebo. This result, especially with the higher doses used in Parkinson's disease, is clearly unexpected in light of the previous experience with the risks of dopamine agonist therapy.

While this finding could reflect a unique property of pramipexole, it might also be explained by the conditions of the study and the nature of the population enrolled in the clinical trials. Patients were very carefully titrated, and patients with active cardiovascular disease or significant orthostatic hypotension at baseline were excluded. Also, clinical trials in patients with RLS did not incorporate orthostatic challenges with intensive blood pressure monitoring done in close temporal proximity to dosing.

Hallucinations

In the three double-blind, placebo-controlled trials in early Parkinson's disease, hallucinations were observed in 9% (35 of 388) of patients receiving MIRAPEX tablets, compared with 2.6% (6 of 235) of patients receiving placebo. In the four double-blind, placebo-controlled trials in advanced Parkinson's disease, where patients received MIRAPEX tablets and concomitant levodopa, hallucinations were observed in 16.5% (43 of 260) of patients receiving MIRAPEX tablets compared with 3.8% (10 of 264) of patients receiving placebo. Hallucinations were of sufficient severity to cause discontinuation of treatment in 3.1% of the early Parkinson's disease patients and 2.7% of the advanced Parkinson's disease patients compared with about 0.4% of placebo patients in both populations.

Age appears to increase the risk of hallucinations attributable to pramipexole. In the early Parkinson's disease patients, the risk of hallucinations was 1.9 times greater than placebo in patients younger than 65 years and 6.8 times greater than placebo in patients older than 65 years. In the advanced Parkinson's disease patients, the risk of hallucinations was 3.5 times greater than placebo in patients younger than 65 years and 5.2 times greater than placebo in patients older than 65 years.

In the RLS clinical program, one pramipexole-treated patient (of 889) reported hallucinations; this patient discontinued treatment and the symptoms resolved.

PRECAUTIONS

Rhabdomyolysis

A single case of rhabdomyolysis occurred in a 49-year-old male with advanced Parkinson's disease treated with MIRAPEX tablets. The patient was hospitalized with an elevated CPK (10,631 IU/L). The symptoms resolved with discontinuation of the medication.

Renal

Since pramipexole is eliminated through the kidneys, caution should be exercised when prescribing Mirapex® (pramipexole dihydrochloride) tablets to patients with renal insufficiency (see **DOSAGE AND ADMINISTRATION**).

Dyskinesia

MIRAPEX tablets may potentiate the dopaminergic side effects of levodopa and may cause or

exacerbate preexisting dyskinesia. Decreasing the dose of levodopa may ameliorate this side effect.

Retinal Pathology in Albino Rats

Pathologic changes (degeneration and loss of photoreceptor cells) were observed in the retina of albino rats in the 2-year carcinogenicity study. While retinal degeneration was not diagnosed in pigmented rats treated for 2 years, a thinning in the outer nuclear layer of the retina was slightly greater in rats given drug compared with controls. Evaluation of the retinas of albino mice, monkeys, and minipigs did not reveal similar changes. The potential significance of this effect in humans has not been established, but cannot be disregarded because disruption of a mechanism that is universally present in vertebrates (i.e., disk shedding) may be involved (see **ANIMAL TOXICOLOGY**).

Events Reported with Dopaminergic Therapy

Although the events enumerated below may not have been reported in association with the use of pramipexole in its development program, they are associated with the use of other dopaminergic drugs. The expected incidence of these events, however, is so low that even if pramipexole caused these events at rates similar to those attributable to other dopaminergic therapies, it would be unlikely that even a single case would have occurred in a cohort of the size exposed to pramipexole in studies to date.

Withdrawal-Emergent Hyperpyrexia and Confusion

Although not reported with pramipexole in the clinical development program, a symptom complex resembling the neuroleptic malignant syndrome (characterized by elevated temperature, muscular rigidity, altered consciousness, and autonomic instability), with no other obvious etiology, has been reported in association with rapid dose reduction, withdrawal of, or changes in antiparkinsonian therapy.

Fibrotic Complications

Although not reported with pramipexole in the clinical development program, cases of retroperitoneal fibrosis, pulmonary infiltrates, pleural effusion, and pleural thickening, pericarditis, and cardiac valvulopathy have been reported in some patients treated with ergot-derived dopaminergic agents. While these complications may resolve when the drug is discontinued, complete resolution does not always occur.

Although these adverse events are believed to be related to the ergoline structure of these compounds, whether other, nonergot derived dopamine agonists can cause them is unknown.

A small number of reports have been received of possible fibrotic complications, including peritoneal fibrosis, pleural fibrosis, and pulmonary fibrosis in the post-marketing experience for Mirapex® (pramipexole dihydrochloride) tablets. While the evidence is not sufficient to establish a causal relationship between MIRAPEX tablets and these fibrotic complications, a contribution of MIRAPEX tablets cannot be completely ruled out in rare cases.

Melanoma

Epidemiological studies have shown that patients with Parkinson's disease have a higher risk (2- to approximately 6-fold higher) of developing melanoma than the general population. Whether the increased risk observed was due to Parkinson's disease or other factors, such as drugs used to treat Parkinson's disease, is unclear.

For the reasons stated above, patients and providers are advised to monitor for melanomas frequently and on a regular basis when using MIRAPEX tablets for *any* indication. Ideally, periodic skin examinations should be performed by appropriately qualified individuals (e.g., dermatologists).

Impulse Control/Compulsive Behaviors

Cases of pathological gambling, hypersexuality, and compulsive eating (including binge eating), and compulsive shopping have been reported in patients treated with dopamine agonist therapy, including

pramipexole therapy. As described in the literature, such behaviors are generally reversible upon dose reduction or treatment discontinuation.

Rebound and Augmentation in RLS

Reports in the literature indicate treatment of RLS with dopaminergic medications can result in a shifting of symptoms to the early morning hours, referred to as rebound. Rebound was not reported in the clinical trials of MIRAPEX tablets but the trials were generally not of sufficient duration to capture this phenomenon. Augmentation has also been described during therapy for RLS. Augmentation refers to the earlier onset of symptoms in the evening (or even the afternoon), increase in symptoms, and spread of symptoms to involve other extremities. In a controlled trial of MIRAPEX tablets for RLS, approximately 20% of both the Mirapex- and the placebo-treated patients reported at least a 2-hour earlier onset of symptoms during the day by the end of 3 months of treatment. The frequency and severity of augmentation and/or rebound after longer-term use of MIRAPEX tablets and the appropriate management of these events have not been adequately evaluated in controlled clinical trials.

Information for Patients (also see Patient Package Insert)

Patients should be instructed to take MIRAPEX tablets only as prescribed.

Patients should be alerted to the potential sedating effects associated with MIRAPEX tablets, including somnolence and the possibility of falling asleep while engaged in activities of daily living. Since somnolence is a frequent adverse event with potentially serious consequences, patients should neither drive a car nor engage in other potentially dangerous activities until they have gained sufficient experience with Mirapex® (pramipexole dihydrochloride) tablets to gauge whether or not it affects their mental and/or motor performance adversely. Patients should be advised that if increased somnolence or new episodes of falling asleep during activities of daily living (e.g., watching television, passenger in a car, etc.) are experienced at any time during treatment, they should not drive or participate in potentially dangerous activities until they have contacted their physician. Because of possible additive effects, caution should be advised when patients are taking other sedating medications or alcohol in combination with MIRAPEX tablets and when taking concomitant medications that increase plasma levels of pramipexole (e.g., cimetidine).

Patients should be informed that hallucinations can occur and that the elderly are at a higher risk than younger patients with Parkinson's disease. In clinical trials, patients with RLS treated with pramipexole rarely reported hallucinations.

There have been reports of patients experiencing intense urges to gamble, increased sexual urges and other intense urges and the inability to control these urges while taking one or more of the medications that increase central dopaminergic tone, that are generally used for the treatment of Parkinson's disease, including MIRAPEX tablets. Although it is not proven that the medications caused these events, these urges were reported to have stopped in some cases when the dose was reduced or the medication was stopped. Prescribers should ask patients about the development of new or increased gambling urges, sexual urges, or other urges while being treated with MIRAPEX tablets. Patients should inform their physician if they experience new or increased gambling urges, increased sexual urges or other intense urges while taking MIRAPEX tablets. Physicians should consider dose reduction or stopping the medication if a patient develops such urges while taking MIRAPEX tablets.

Patients may develop postural (orthostatic) hypotension, with or without symptoms such as dizziness, nausea, fainting or blackouts, and sometimes, sweating. Hypotension may occur more frequently during initial therapy. Accordingly, patients should be cautioned against rising rapidly after sitting or lying down, especially if they have been doing so for prolonged periods and especially at the initiation of treatment with MIRAPEX tablets.

Because the teratogenic potential of pramipexole has not been completely established in laboratory animals, and because experience in humans is limited, patients should be advised to notify their physicians if they become pregnant or intend to become pregnant during therapy (see **PRECAUTIONS**,

Pregnancy).

Because of the possibility that pramipexole may be excreted in breast milk, patients should be advised to notify their physicians if they intend to breast-feed or are breast-feeding an infant.

If patients develop nausea, they should be advised that taking MIRAPEX tablets with food may reduce the occurrence of nausea.

Laboratory Tests

During the development of MIRAPEX tablets, no systematic abnormalities on routine laboratory testing were noted. Therefore, no specific guidance is offered regarding routine monitoring; the practitioner retains responsibility for determining how best to monitor the patient in his or her care.

Drug Interactions

Carbidopa/levodopa: Carbidopa/levodopa did not influence the pharmacokinetics of pramipexole in healthy volunteers (N=10). Pramipexole did not alter the extent of absorption (AUC) or the elimination of carbidopa/levodopa, although it caused an increase in levodopa C_{max} by about 40% and a decrease in T_{max} from 2.5 to 0.5 hours.

Selegiline: In healthy volunteers (N=11), selegiline did not influence the pharmacokinetics of pramipexole.

Amantadine: Population pharmacokinetic analyses suggest that amantadine may slightly decrease the oral clearance of pramipexole.

Cimetidine: Cimetidine, a known inhibitor of renal tubular secretion of organic bases via the cationic transport system, caused a 50% increase in pramipexole AUC and a 40% increase in half-life (N=12).

Probenecid: Probenecid, a known inhibitor of renal tubular secretion of organic acids via the anionic transporter, did not noticeably influence pramipexole pharmacokinetics (N=12).

Other drugs eliminated via renal secretion: Population pharmacokinetic analysis suggests that coadministration of drugs that are secreted by the cationic transport system (e.g., cimetidine, ranitidine, diltiazem, triamterene, verapamil, quinidine, and quinine) decreases the oral clearance of pramipexole by about 20%, while those secreted by the anionic transport system (e.g., cephalosporins, penicillins, indomethacin, hydrochlorothiazide, and chlorpropamide) are likely to have little effect on the oral clearance of pramipexole.

CYP interactions: Inhibitors of cytochrome P450 enzymes would not be expected to affect pramipexole elimination because pramipexole is not appreciably metabolized by these enzymes in vivo or in vitro. Pramipexole does not inhibit CYP enzymes CYP1A2, CYP2C9, CYP2C19, CYP2E1, and CYP3A4. Inhibition of CYP2D6 was observed with an apparent K_i of 30 μ M, indicating that pramipexole will not inhibit CYP enzymes at plasma concentrations observed following the clinical dose of 4.5 mg/day (1.5 mg TID).

Dopamine antagonists: Since pramipexole is a dopamine agonist, it is possible that dopamine antagonists, such as the neuroleptics (phenothiazines, butyrophenones, thioxanthenes) or metoclopramide, may diminish the effectiveness of Mirapex® (pramipexole dihydrochloride) tablets.

Drug/Laboratory Test Interactions

There are no known interactions between MIRAPEX tablets and laboratory tests.

Carcinogenesis, Mutagenesis, Impairment of Fertility

Two-year carcinogenicity studies with pramipexole have been conducted in mice and rats. Pramipexole was administered in the diet to Chbb:NMRI mice at doses of 0.3, 2, and 10 mg/kg/day [0.3, 2.2, and 11 times the Maximum Recommended Human Dose (MRHD) (MRHD of 1.5 mg TID on a mg/m^2 basis)]. Pramipexole was administered in the diet to Wistar rats at 0.3, 2, and 8 mg/kg/day (plasma AUCs were

0.3, 2.5, and 12.5 times the AUC in humans at the MRHD). No significant increases in tumors occurred in either species.

Pramipexole was not mutagenic or clastogenic in a battery of assays, including the in vitro Ames assay, V79 gene mutation assay for HGPRT mutants, chromosomal aberration assay in Chinese hamster ovary cells, and in vivo mouse micronucleus assay.

In rat fertility studies, pramipexole at a dose of 2.5 mg/kg/day (5 times the MRHD on a mg/m² basis), prolonged estrus cycles and inhibited implantation. These effects were associated with reductions in serum levels of prolactin, a hormone necessary for implantation and maintenance of early pregnancy in rats.

Pregnancy

Teratogenic Effect: Pregnancy Category C.

When pramipexole was given to female rats throughout pregnancy, implantation was inhibited at a dose of 2.5 mg/kg/day (5 times the MRHD on a mg/m² basis). Administration of 1.5 mg/kg/day of pramipexole to pregnant rats during the period of organogenesis (gestation days 7 through 16) resulted in a high incidence of total resorption of embryos. The plasma AUC in rats at this dose was 4 times the AUC in humans at the MRHD. These findings are thought to be due to the prolactin-lowering effect of pramipexole, since prolactin is necessary for implantation and maintenance of early pregnancy in rats (but not rabbits or humans). Because of pregnancy disruption and early embryonic loss in these studies, the teratogenic potential of pramipexole could not be adequately evaluated. There was no evidence of adverse effects on embryo-fetal development following administration of up to 10 mg/kg/day to pregnant rabbits during organogenesis (plasma AUC was 71 times that in humans at the MRHD). Postnatal growth was inhibited in the offspring of rats treated with 0.5 mg/kg/day (approximately equivalent to the MRHD on a mg/m² basis) or greater during the latter part of pregnancy and throughout lactation.

There are no studies of pramipexole in human pregnancy. Because animal reproduction studies are not always predictive of human response, pramipexole should be used during pregnancy only if the potential benefit outweighs the potential risk to the fetus.

Nursing Mothers

A single-dose, radio-labeled study showed that drug-related materials were excreted into the breast milk of lactating rats. Concentrations of radioactivity in milk were three to six times higher than concentrations in plasma at equivalent time points.

Other studies have shown that pramipexole treatment resulted in an inhibition of prolactin secretion in humans and rats.

It is not known whether this drug is excreted in human milk. Because many drugs are excreted in human milk and because of the potential for serious adverse reactions in nursing infants from pramipexole, a decision should be made as to whether to discontinue nursing or to discontinue the drug, taking into account the importance of the drug to the mother.

Pediatric Use

The safety and efficacy of Mirapex® (pramipexole dihydrochloride) tablets in pediatric patients has not been established.

Geriatric Use

Pramipexole total oral clearance was approximately 30% lower in subjects older than 65 years compared with younger subjects, because of a decline in pramipexole renal clearance due to an age-related reduction in renal function. This resulted in an increase in elimination half-life from approximately 8.5 hours to 12 hours. In clinical studies with Parkinson's disease patients, 38.7% of

patients were older than 65 years. There were no apparent differences in efficacy or safety between older and younger patients, except that the relative risk of hallucination associated with the use of MIRAPEX tablets was increased in the elderly. In clinical studies with RLS patients, 22% of patients were at least 65 years old. There were no apparent differences in efficacy or safety between older and younger patients.

ADVERSE EVENTS

Parkinson's Disease

During the premarketing development of pramipexole, patients with either early or advanced Parkinson's disease were enrolled in clinical trials. Apart from the severity and duration of their disease, the two populations differed in their use of concomitant levodopa therapy. Patients with early disease did not receive concomitant levodopa therapy during treatment with pramipexole; those with advanced Parkinson's disease all received concomitant levodopa treatment. Because these two populations may have differential risks for various adverse events, this section will, in general, present adverse-event data for these two populations separately.

Because the controlled trials performed during premarketing development all used a titration design, with a resultant confounding of time and dose, it was impossible to adequately evaluate the effects of dose on the incidence of adverse events.

Early Parkinson's Disease

In the three double-blind, placebo-controlled trials of patients with early Parkinson's disease, the most commonly observed adverse events (>5%) that were numerically more frequent in the group treated with MIRAPEX tablets were nausea, dizziness, somnolence, insomnia, constipation, asthenia, and hallucinations.

Approximately 12% of 388 patients with early Parkinson's disease and treated with MIRAPEX tablets who participated in the double-blind, placebo-controlled trials discontinued treatment due to adverse events compared with 11% of 235 patients who received placebo. The adverse events most commonly causing discontinuation of treatment were related to the nervous system (hallucinations [3.1% on MIRAPEX tablets vs 0.4% on placebo]; dizziness [2.1% on MIRAPEX tablets vs 1% on placebo]; somnolence [1.6% on MIRAPEX tablets vs 0% on placebo]; extrapyramidal syndrome [1.6% on MIRAPEX tablets vs 6.4% on placebo]; headache and confusion [1.3% and 1.0%, respectively, on Mirapex® (pramipexole dihydrochloride) tablets vs 0% on placebo]); and gastrointestinal system (nausea [2.1% on MIRAPEX tablets vs 0.4% on placebo]).

Adverse-event Incidence in Controlled Clinical Studies in Early Parkinson's Disease

Table 3 lists treatment-emergent adverse events that occurred in the double-blind, placebo-controlled studies in early Parkinson's disease that were reported by $\geq 1\%$ of patients treated with MIRAPEX tablets and were numerically more frequent than in the placebo group. In these studies, patients did not receive concomitant levodopa. Adverse events were usually mild or moderate in intensity.

The prescriber should be aware that these figures cannot be used to predict the incidence of adverse events in the course of usual medical practice where patient characteristics and other factors differ from those that prevailed in the clinical studies. Similarly, the cited frequencies cannot be compared with figures obtained from other clinical investigations involving different treatments, uses, and investigators. However, the cited figures do provide the prescribing physician with some basis for estimating the relative contribution of drug and nondrug factors to the adverse-event incidence rate in the population studied.

Table 3 Treatment-Emergent Adverse-Event* Incidence in Double-Blind, Placebo-Controlled Trials in Early Parkinson's Disease (Events $\geq 1\%$ of Patients Treated with MIRAPEX tablets and

Numerically More Frequent than in the Placebo Group)

Body System/ Adverse Event	MIRAPEX N=388	Placebo N=235
Body as a Whole		
Asthenia	14	12
General edema	5	3
Malaise	2	1
Reaction unevaluable	2	1
Fever	1	0
Digestive System		
Nausea	28	18
Constipation	14	6
Anorexia	4	2
Dysphagia	2	0
Metabolic & Nutritional System		
Peripheral edema	5	4
Decreased weight	2	0
Nervous System		
Dizziness	25	24
Somnolence	22	9
Insomnia	17	12
Hallucinations	9	3
Confusion	4	1
Amnesia	4	2
Hypesthesia	3	1
Dystonia	2	1
Akathisia	2	0
Thinking abnormalities	2	0
Decreased libido	1	0
Myoclonus	1	0
Special Senses		
Vision abnormalities	3	0
Urogenital System		
Impotence	2	1

*Patients may have reported multiple adverse experiences during the study or at discontinuation; thus, patients may be included in more than one category.

Other events reported by 1% or more of patients with early Parkinson's disease and treated with Mirapex® (pramipexole dihydrochloride) tablets but reported equally or more frequently in the placebo group were infection, accidental injury, headache, pain, tremor, back pain, syncope, postural hypotension, hypertonia, depression, abdominal pain, anxiety, dyspepsia, flatulence, diarrhea, rash, ataxia, dry mouth, extrapyramidal syndrome, leg cramps, twitching, pharyngitis, sinusitis, sweating, rhinitis, urinary tract infection, vasodilation, flu syndrome, increased saliva, tooth disease, dyspnea, increased cough, gait abnormalities, urinary frequency, vomiting, allergic reaction, hypertension, pruritis, hypokinesia, increased creatine PK, nervousness, dream abnormalities, chest pain, neck pain, paresthesia, tachycardia, vertigo, voice alteration, conjunctivitis, paralysis, accommodation abnormalities, tinnitus, diplopia, and taste perversions.

In a fixed-dose study in early Parkinson's disease, occurrence of the following events increased in

frequency as the dose increased over the range from 1.5 mg/day to 6 mg/day: postural hypotension, nausea, constipation, somnolence, and amnesia. The frequency of these events was generally 2-fold greater than placebo for pramipexole doses greater than 3 mg/day. The incidence of somnolence with pramipexole at a dose of 1.5 mg/day was comparable to that reported for placebo.

Advanced Parkinson's Disease

In the four double-blind, placebo-controlled trials of patients with advanced Parkinson's disease, the most commonly observed adverse events (>5%) that were numerically more frequent in the group treated with MIRAPEX tablets and concomitant levodopa were postural (orthostatic) hypotension, dyskinesia, extrapyramidal syndrome, insomnia, dizziness, hallucinations, accidental injury, dream abnormalities, confusion, constipation, asthenia, somnolence, dystonia, gait abnormality, hypertonia, dry mouth, amnesia, and urinary frequency.

Approximately 12% of 260 patients with advanced Parkinson's disease who received Mirapex® (pramipexole dihydrochloride) tablets and concomitant levodopa in the double-blind, placebo-controlled trials discontinued treatment due to adverse events compared with 16% of 264 patients who received placebo and concomitant levodopa. The events most commonly causing discontinuation of treatment were related to the nervous system (hallucinations [2.7% on MIRAPEX tablets vs 0.4% on placebo]; dyskinesia [1.9% on MIRAPEX tablets vs 0.8% on placebo]; extrapyramidal syndrome [1.5% on MIRAPEX tablets vs 4.9% on placebo]; dizziness [1.2% on MIRAPEX tablets vs 1.5% on placebo]; confusion [1.2% on MIRAPEX tablets vs 2.3% on placebo]); and cardiovascular system (postural [orthostatic] hypotension [2.3% on MIRAPEX tablets vs 1.1% on placebo]).

Adverse-event Incidence in Controlled Clinical Studies in Advanced Parkinson's Disease

Table 4 lists treatment-emergent adverse events that occurred in the double-blind, placebo-controlled studies in advanced Parkinson's disease that were reported by ≥1% of patients treated with MIRAPEX tablets and were numerically more frequent than in the placebo group. In these studies, MIRAPEX tablets or placebo was administered to patients who were also receiving concomitant levodopa. Adverse events were usually mild or moderate in intensity.

The prescriber should be aware that these figures cannot be used to predict the incidence of adverse events in the course of usual medical practice where patient characteristics and other factors differ from those that prevailed in the clinical studies. Similarly, the cited frequencies cannot be compared with figures obtained from other clinical investigations involving different treatments, uses, and investigators. However, the cited figures do provide the prescribing physician with some basis for estimating the relative contribution of drug and nondrug factors to the adverse-events incidence rate in the population studied.

Table 4 Treatment-Emergent Adverse-Event* Incidence in Double-Blind, Placebo-Controlled Trials in Advanced Parkinson's Disease (Events ≥1% of Patients Treated with MIRAPEX tablets and Numerically More Frequent than in the Placebo Group)

Body System/ Adverse Event	MIRAPEX [†] (pramipexole dihydrochloride) N=260	Placebo [†] N=264
Body as a Whole		
Accidental injury	17	15
Asthenia	10	8
General edema	4	3
Chest pain	3	2
Malaise	3	2
Cardiovascular System		
Postural hypotension	53	48

Digestive System		
Constipation	10	9
Dry mouth	7	3
Metabolic & Nutritional System		
Peripheral edema	2	1
Increased creatine PK	1	0
Musculoskeletal System		
Arthritis	3	1
Twitching	2	0
Bursitis	2	0
Myasthenia	1	0
Nervous System		
Dyskinesia	47	31
Extrapyramidal syndrome	28	26
Insomnia	27	22
Dizziness	26	25
Hallucinations	17	4
Dream abnormalities	11	10
Confusion	10	7
Somnolence	9	6
Dystonia	8	7
Gait abnormalities	7	5
Hypertonia	7	6
Amnesia	6	4
Akathisia	3	2
Thinking abnormalities	3	2
Paranoid reaction	2	0
Delusions	1	0
Sleep disorders	1	0
Respiratory System		
Dyspnea	4	3
Rhinitis	3	1
Pneumonia	2	0
Skin & Appendages		
Skin disorders	2	1
Special Senses		
Accommodation abnormalities	4	2
Vision abnormalities	3	1
Diplopia	1	0
Urogenital System		
Urinary frequency	6	3
Urinary tract infection	4	3
Urinary incontinence	2	1

* Patients may have reported multiple adverse experiences during the study or at discontinuation; thus, patients may be included in more than one category.

† Patients received concomitant levodopa.

Other events reported by 1% or more of patients with advanced Parkinson's disease and treated with

Mirapex® (pramipexole dihydrochloride) tablets but reported equally or more frequently in the placebo group were nausea, pain, infection, headache, depression, tremor, hypokinesia, anorexia, back pain, dyspepsia, flatulence, ataxia, flu syndrome, sinusitis, diarrhea, myalgia, abdominal pain, anxiety, rash, paresthesia, hypertension, increased saliva, tooth disorder, apathy, hypotension, sweating, vasodilation, vomiting, increased cough, nervousness, pruritus, hypesthesia, neck pain, syncope, arthralgia, dysphagia, palpitations, pharyngitis, vertigo, leg cramps, conjunctivitis, and lacrimation disorders.

Restless Legs Syndrome

MIRAPEX tablets for treatment of RLS have been evaluated for safety in 889 patients, including 427 treated for over six months and 75 for over one year.

The overall safety assessment focuses on the results of three double-blind, placebo-controlled trials, in which 575 patients with RLS were treated with MIRAPEX tablets for up to 12 weeks. The most commonly observed adverse events with MIRAPEX tablets in the treatment of RLS (observed in > 5% of pramipexole-treated patients and at a rate at least twice that observed in placebo-treated patients) were nausea and somnolence. Occurrences of nausea and somnolence in clinical trials were generally mild and transient.

Approximately 7% of 575 patients treated with MIRAPEX tablets during the double-blind periods of three placebo-controlled trials discontinued treatment due to adverse events compared to 5% of 223 patients who received placebo. The adverse event most commonly causing discontinuation of treatment was nausea (1%).

Table 5 lists treatment-emergent events that occurred in three double-blind, placebo-controlled studies in RLS patients that were reported by $\geq 2\%$ of patients treated with MIRAPEX tablets and were numerically more frequent than in the placebo group.

The prescriber should be aware that these figures cannot be used to predict the incidence of adverse events in the course of usual medical practice where patient characteristics and other factors differ from those that prevailed in the clinical studies. Similarly, the cited frequencies cannot be compared with figures obtained from other clinical investigations involving different treatments, uses, and investigators. However, the cited figures do provide the prescribing physician with some basis for estimating the relative contribution of drug and nondrug factors to the adverse-event incidence rate in the population studied.

Table 5 Treatment-Emergent Adverse-Event* Incidence in Double-Blind, Placebo-Controlled Trials in Restless Legs Syndrome (Events $\geq 2\%$ of Patients Treated with MIRAPEX tablets and Numerically More Frequent than in the Placebo Group)

Body System/ Adverse Event	MIRAPEX 0.125 – 0.75 mg/day (N=575) %	Placebo (N=223) %
Gastrointestinal disorders		
Nausea	16	5
Constipation	4	1
Diarrhea	3	1
Dry mouth	3	1
General disorders and administration site conditions		
Fatigue	9	7
Infections and infestations		
Influenza	3	1
Nervous system disorders		
Headache	16	15

*Patients may have reported multiple adverse experiences during the study or at discontinuation; thus, patients may be included in more than one category.

Other events reported by 2% or more of RLS patients treated with Mirapex® (pramipexole dihydrochloride) tablets but equally or more frequently in the placebo group, were: vomiting, nasopharyngitis, back pain, pain in extremity, dizziness, and insomnia.

Table 6 summarizes data for adverse events that appeared to be dose related in the 12-week fixed dose study.

Table 6 Dose Related Adverse Events in a 12-Week Double-Blind, Placebo-Controlled Fixed Dose Study in Restless Legs Syndrome (Occurring in ≥5% of all Patients in the Treatment Phase)

Body System/ Adverse Event	MIRAPEX 0.25 mg (N=88) %	MIRAPEX 0.5 mg (N=80) %	MIRAPEX 0.75 mg (N=90) %	Placebo (n=86) %
Gastrointestinal disorders				
Nausea	11	19	27	5
Diarrhea	3	1	7	0
Dyspepsia	3	1	4	7
Infections and infestations				
Influenza	1	4	7	1
General disorders and administration site conditions				
Fatigue	3	5	7	5
Psychiatric disorders				
Insomnia	9	9	13	9
Abnormal dreams	2	1	8	2
Respiratory, thoracic and mediastinal disorders				
Nasal congestion	0	3	6	1
Musculoskeletal and connective tissue disorders				
Pain in extremity	3	3	7	1

General

Adverse Events; Relationship to Age, Gender, and Race

Among the treatment-emergent adverse events in patients treated with MIRAPEX tablets, hallucination appeared to exhibit a positive relationship to age in patients with Parkinson's disease. Although no gender-related differences were observed in Parkinson's disease patients, nausea and fatigue, both generally transient, were more frequently reported by female than male RLS patients. Less than 4% of patients enrolled were non-Caucasian, therefore, an evaluation of adverse events related to race is not possible.

Other Adverse Events Observed During Phase 2 and 3 Clinical Trials

MIRAPEX tablets have been administered to 1620 Parkinson's disease patients and to 889 RLS patients in Phase 2 and 3 clinical trials. During these trials, all adverse events were recorded by the clinical investigators using terminology of their own choosing; similar types of events were grouped into a smaller number of standardized categories using MedDRA dictionary terminology. These categories are used in the listing below. Adverse events which are not listed above but occurred on at least two

occasions (one occasion if the event was serious) in the 2509 individuals exposed to MIRAPEX tablets are listed below. The reported events below are included without regard to determination of a causal relationship to MIRAPEX tablets.

Blood and lymphatic system disorders: anemia, iron deficiency anemia, leukocytosis, leukopenia, lymphadenitis, lymphadenopathy, thrombocythaemia, thrombocytopenia

Cardiac disorders: angina pectoris, arrhythmia supraventricular, atrial fibrillation, atrioventricular block first degree, atrioventricular block second degree, bradycardia, bundle branch block, cardiac arrest, cardiac failure, cardiac failure congestive, cardiomegaly, coronary artery occlusion, cyanosis, extrasystoles, left ventricular failure, myocardial infarction, nodal arrhythmia, sinus arrhythmia, sinus bradycardia, sinus tachycardia, supraventricular extrasystoles, supraventricular tachycardia, tachycardia, ventricular fibrillation, ventricular extrasystoles, ventricular hypertrophy

Congenital, familial and genetic disorders: atrial septal defect, congenital foot malformation, spine malformation

Ear and labyrinth disorders: deafness, ear pain, hearing impaired, hypoacusis, motion sickness, vestibular ataxia

Endocrine disorders: goiter, hyperthyroidism, hypothyroidism

Eye disorders: amaurosis fugax, blepharitis, blepharospasm, cataract, dacryostenosis acquired, dry eye, eye hemorrhage, eye irritation, eye pain, eyelid edema, eyelid ptosis, glaucoma, keratitis, macular degeneration, myopia, photophobia, retinal detachment, retinal vascular disorder, scotoma, vision blurred, visual acuity reduced, vitreous floaters

Gastrointestinal disorders: abdominal discomfort, abdominal distension, aphthous stomatitis, ascites, cheilitis, colitis, colitis ulcerative, duodenal ulcer, duodenal ulcer hemorrhage, enteritis, eructation, fecal incontinence, gastric ulcer, gastric ulcer hemorrhage, gastritis, gastrointestinal hemorrhage, gastroesophageal reflux disease, gingivitis, haematemesis, haematochezia, hemorrhoids, hiatus hernia, hyperchlorhydria, ileus, inguinal hernia, intestinal obstruction, irritable bowel syndrome, esophageal spasm, esophageal stenosis, esophagitis, pancreatitis, periodontitis, rectal hemorrhage, reflux esophagitis, tongue edema, tongue ulceration, toothache, umbilical hernia

General disorders: chest discomfort, chills, death, drug withdrawal syndrome, face edema, feeling cold, feeling hot, feeling jittery, gait disturbance, impaired healing, influenza-like illness, irritability, localized edema, edema, pitting edema, thirst

Hepatobiliary disorders: biliary colic, cholecystitis, cholecystitis chronic, cholelithiasis

Immune system disorders: drug hypersensitivity

Infections and infestations: abscess, acute tonsillitis, appendicitis, bronchiolitis, bronchitis, bronchopneumonia, cellulitis, cystitis, dental caries, diverticulitis, ear infection, eye infection, folliculitis, fungal infection, furuncle, gangrene, gastroenteritis, gingival infection, herpes simplex, herpes zoster, hordeolum, intervertebral discitis, laryngitis, lobar pneumonia, nail infection, onychomycosis, oral candidiasis, orchitis, osteomyelitis, otitis externa, otitis media, paronychia, pyelonephritis, pyoderma, sepsis, skin infection, tonsillitis, tooth abscess, tooth infection, upper respiratory tract infection, urethritis, vaginal candidiasis, vaginal infection, viral infection, wound infection

Injury, poisoning and procedural complications: accidental falls, drug toxicity epicondylitis, road traffic accident, sunburn, tendon rupture

Metabolism and nutrition disorders: cachexia, decreased appetite, dehydration, diabetes mellitus, fluid retention, gout, hypercholesterolemia, hyperglycemia, hyperlipidemia, hyperuricemia, hypocalcemia, hypoglycemia, hypokalemia, hyponatremia, hypovitaminosis, increased appetite, metabolic alkalosis

Musculoskeletal and connective tissue disorders: bone pain, fasciitis, flank pain, intervertebral disc disorder, intervertebral disc protrusion, joint effusion, joint stiffness, joint swelling, monarthrititis,

muscle rigidity, muscle spasms, musculoskeletal stiffness, myopathy, myositis, nuchal rigidity, osteoarthritis, osteonecrosis, osteoporosis, polymyalgia, rheumatoid arthritis, shoulder pain, spinal osteoarthritis, tendonitis, tenosynovitis

Neoplasms benign, malignant and unspecified: abdominal neoplasm, adenocarcinoma, adenoma benign, basal cell carcinoma, bladder cancer, breast cancer, breast neoplasm, chronic lymphocytic leukemia, colon cancer, colorectal cancer, endometrial cancer, gallbladder cancer, gastric cancer, gastrointestinal neoplasm, hemangioma, hepatic neoplasm, hepatic neoplasm malignant, lip and/or oral cavity cancer, lung neoplasm malignant, lung cancer metastatic, lymphoma, malignant melanoma, melanocytic naevus, metastases to lung, multiple myeloma, oral neoplasm benign, neoplasm, neoplasm malignant, neoplasm prostate, neoplasm skin, neuroma, ovarian cancer, prostate cancer, prostatic adenoma, pseudo lymphoma, renal neoplasm, skin cancer, skin papilloma, squamous cell carcinoma, thyroid neoplasm, uterine leiomyoma

Nervous system disorders: ageusia, akinesia, anticholinergic syndrome, aphasia, balance disorder, brain edema, carotid artery occlusion, carpal tunnel syndrome, cerebral artery embolism, cerebral hemorrhage, cerebral infarction, cerebral ischemia, chorea, cognitive disorder, coma, convulsion, coordination abnormal, dementia, depressed level of consciousness, disturbance in attention, dizziness postural, dysarthria, dysgraphia, facial palsy, grand mal convulsion, hemiplegia, hyperaesthesia, hyperkinesia, hyperreflexia, hyporeflexia, hypotonia, lethargy, loss of consciousness, memory impairment, migraine, muscle contractions involuntary, narcolepsy, neuralgia, neuropathy, nystagmus, parosmia, psychomotor hyperactivity, sciatica, sedation, sensory disturbance, sleep phase rhythm disturbance, sleep talking, stupor, syncope vasovagal, tension headache

Psychiatric disorders: affect lability, aggression, agitation, bradyphrenia, bruxism, suicide, delirium, delusional disorder persecutory type, disorientation, dissociation, emotional distress, euphoric mood, hallucination auditory, hallucination visual, initial insomnia, libido increased, mania, middle insomnia, mood altered, nightmare, obsessive thoughts, obsessive-compulsive disorder, panic reaction, parasomnia, personality disorder, psychotic disorder, restlessness, sleep walking, suicidal ideation

Renal and urinary disorders: chromaturia, dysuria, glycosuria, hematuria, urgency, nephrolithiasis, neurogenic bladder, nocturia, oliguria, pollakiuria, proteinuria, renal artery stenosis, renal colic, renal cyst, renal failure, renal impairment, urinary retention

Reproductive system and breast disorders: amenorrhea, breast pain, dysmenorrhea, epididymitis, gynaecomastia, menopausal symptoms, menorrhagia, metrorrhagia, ovarian cyst, priapism, prostatitis, sexual dysfunction, uterine hemorrhage, vaginal discharge, vaginal hemorrhage

Respiratory, thoracic and mediastinal disorders: apnea, aspiration, asthma, choking, chronic obstructive pulmonary disease, dry throat, dysphonia, dyspnea exertional, epistaxis, haemoptysis, hiccups, hyperventilation, increased bronchial secretion, laryngospasm, nasal dryness, nasal polyps, obstructive airways disorder, pharyngolaryngeal pain, pleurisy, pneumonia aspiration, pneumothorax, postnasal drip, productive cough, pulmonary embolism, pulmonary edema, respiratory alkalosis, respiratory distress, respiratory failure, respiratory tract congestion, rhinitis allergic, rhinorrhea, sinus congestion, sleep apnoea syndrome, sneezing, snoring, tachypnea, wheezing

Skin and subcutaneous tissue disorders: acne, alopecia, cold sweat, dermal cyst, dermatitis, dermatitis bullous, dermatitis contact, dry skin, ecchymosis, eczema, erythema, hyperkeratosis, livedo reticularis, night sweats, periorbital edema, petechiae, photosensitivity allergic reaction, psoriasis, purpura, rash erythematous, rash maculo-papular, rash papular, rosacea, seborrhea, seborrheic dermatitis, skin burning sensation, skin discoloration, skin exfoliation, skin hyperpigmentation, skin hypertrophy, skin irritation, skin nodule, skin odor abnormal, skin ulcer, urticaria

Vascular disorders: aneurysm, angiopathy, arteriosclerosis, circulatory collapse, deep vein thrombosis, embolism, hematoma, hot flush, hypertensive crisis, lymphoedema, pallor, phlebitis, Raynaud's phenomenon, shock, thrombophlebitis, thrombosis, varicose vein

Falling Asleep During Activities of Daily Living

Patients treated with Mirapex® (pramipexole dihydrochloride) tablets have reported falling asleep while engaged in activities of daily living, including operation of a motor vehicle which sometimes resulted in accidents (see bolded **WARNING**).

Post-Marketing Experience

In addition to the adverse events reported during clinical trials, the following adverse reactions have been identified during post-approval use of MIRAPEX tablets, primarily in Parkinson's disease patients. Because these reactions are reported voluntarily from a population of uncertain size, it is not always possible to reliably estimate their frequency or establish a causal relationship to drug exposure. Decisions to include these reactions in labeling are typically based on one or more of the following factors: (1) seriousness of the reaction, (2) frequency of reporting, or (3) strength of causal connection to pramipexole tablets. Similar types of events were grouped into a smaller number of standardized categories using the MedDRA dictionary: abnormal behavior, abnormal dreams, accidents (including fall), blackouts, compulsive shopping, fatigue, hallucinations (all kinds), headache, hypotension (including postural hypotension), increased eating (including binge eating, compulsive eating, and hyperphagia), libido disorders (including increased and decreased libido, and hypersexuality), pathological gambling, pruritus, syncope, vomiting, and weight increase.

DRUG ABUSE AND DEPENDENCE

Pramipexole is not a controlled substance. Pramipexole has not been systematically studied in animals or humans for its potential for abuse, tolerance, or physical dependence. However, in a rat model on cocaine self-administration, pramipexole had little or no effect.

OVERDOSAGE

There is no clinical experience with massive overdosage. One patient, with a 10-year history of schizophrenia, took 11 mg/day of pramipexole for 2 days in a clinical trial to evaluate the effect of pramipexole in schizophrenic patients. No adverse events were reported related to the increased dose. Blood pressure remained stable although pulse rate increased to between 100 and 120 beats/minute. The patient withdrew from the study at the end of week 2 due to lack of efficacy.

There is no known antidote for overdosage of a dopamine agonist. If signs of central nervous system stimulation are present, a phenothiazine or other butyrophenone neuroleptic agent may be indicated; the efficacy of such drugs in reversing the effects of overdosage has not been assessed. Management of overdose may require general supportive measures along with gastric lavage, intravenous fluids, and electrocardiogram monitoring.

DOSAGE AND ADMINISTRATION

Parkinson's Disease

In all clinical studies, dosage was initiated at a subtherapeutic level to avoid intolerable adverse effects and orthostatic hypotension. Mirapex® (pramipexole dihydrochloride) tablets should be titrated gradually in all patients. The dosage should be increased to achieve a maximum therapeutic effect, balanced against the principal side effects of dyskinesia, hallucinations, somnolence, and dry mouth.

Dosing in Patients with Normal Renal Function

Initial Treatment

Dosages should be increased gradually from a starting dose of 0.375 mg/day given in three divided doses and should not be increased more frequently than every 5 to 7 days. A suggested ascending dosage schedule that was used in clinical studies is shown in the following table:

**Table 7 Ascending Dosage
Schedule of MIRAPEX
tablets for Parkinson's
Disease**

Week	Dosage (mg)	Total Daily Dose (mg)
1	0.125 TID	0.375
2	0.25 TID	0.75
3	0.5 TID	1.50
4	0.75 TID	2.25
5	1 TID	3.0
6	1.25 TID	3.75
7	1.5 TID	4.50

Maintenance Treatment

Mirapex® (pramipexole dihydrochloride) tablets were effective and well tolerated over a dosage range of 1.5 to 4.5 mg/day administered in equally divided doses three times per day with or without concomitant levodopa (approximately 800 mg/day).

In a fixed-dose study in early Parkinson's disease patients, doses of 3 mg, 4.5 mg, and 6 mg per day of MIRAPEX tablets were not shown to provide any significant benefit beyond that achieved at a daily dose of 1.5 mg/day. However, in the same fixed-dose study, the following adverse events were dose related: postural hypotension, nausea, constipation, somnolence, and amnesia. The frequency of these events was generally 2-fold greater than placebo for pramipexole doses greater than 3 mg/day. The incidence of somnolence reported with pramipexole at a dose of 1.5 mg/day was comparable to placebo.

When MIRAPEX tablets are used in combination with levodopa, a reduction of the levodopa dosage should be considered. In a controlled study in advanced Parkinson's disease, the dosage of levodopa was reduced by an average of 27% from baseline.

Dosing in Patients with Renal Impairment

Table 8 Pramipexole Dosage in Parkinson's Disease Patients with Renal Impairment

Renal Status	Starting Dose (mg)	Maximum Dose (mg)
Normal to mild impairment (creatinine Cl > 60 mL/min)	0.125 TID	1.5 TID
Moderate impairment (creatinine Cl = 35 to 59 mL/min)	0.125 BID	1.5 BID
Severe impairment (creatinine Cl = 15 to 34 mL/min)	0.125 QD	1.5 QD
Very severe impairment (creatinine Cl < 15 mL/min and hemodialysis patients)	The use of MIRAPEX tablets has not been adequately studied in this group of patients.	

Discontinuation of Treatment

It is recommended that MIRAPEX tablets be discontinued over a period of 1 week; in some studies, however, abrupt discontinuation was uneventful.

Restless Legs Syndrome

The recommended starting dose of MIRAPEX tablets is 0.125 mg taken once daily 2-3 hours before bedtime. For patients requiring additional symptomatic relief, the dose may be increased every 4-7 days (Table 9). Although the dose of MIRAPEX tablets was increased to 0.75 mg in some patients during long-term open-label treatment, there is no evidence that the 0.75 mg dose provides additional benefit beyond the 0.5 mg dose.

Table 9 Ascending Dosage Schedule of MIRAPEX tablets for RLS

Titration Step	Duration	Dosage (mg) to be taken once daily, 2-3 hours before bedtime
1	4-7 days	0.125
2*	4-7 days	0.25
3*	4-7 days	0.5

*if needed

Patients with Renal Impairment

The duration between titration steps should be increased to 14 days in RLS patients with severe and moderate renal impairment (creatinine clearance 20-60 mL/min) (see **CLINICAL PHARMACOLOGY**, **Renal Insufficiency**).

Discontinuation of Treatment

In clinical trials of patients being treated for RLS with doses up to 0.75 mg once daily, Mirapex® (pramipexole dihydrochloride) tablets were discontinued without a taper.

HOW SUPPLIED

MIRAPEX tablets are available as follows:

0.125 mg: white, round tablet with "BI" on one side and "83" on the reverse side.

Bottles of	NDC 54868-
30	4912-1
Bottles of	NDC 54868-
60	4912-2
Bottles of	NDC 54868-
63	4912-0

0.25 mg: white, oval, scored tablet with "BI BI" on one side and "84 84" on the reverse side.

Bottles of	NDC 54868-
30	4211-1
Bottles of	NDC 54868-
90	4211-0

0.5 mg: white, oval, scored tablet with "BI BI" on one side and "85 85" on the reverse side.

Bottles of	NDC 54868-
30	5412-1
Bottles of	NDC 54868-
60	5412-0

Bottles of NDC 54868-
90 5412-2

1 mg: white, round, scored tablet with "BI BI" on one side and "90 90" on the reverse side.

Bottles of NDC 54868-
30 5746-0

Store at 25°C (77°F); excursions permitted to 15°-30°C (59°-86°F) [see USP Controlled Room Temperature]. Protect from light.

Store in a safe place out of the reach of children.

Address medical inquiries to: <http://us.boehringer-ingenelheim.com>, (800) 542-6257 or (800) 459-9906 TTY.

ANIMAL TOXICOLOGY

Retinal Pathology in Albino Rats

Pathologic changes (degeneration and loss of photoreceptor cells) were observed in the retina of albino rats in the 2-year carcinogenicity study with pramipexole. These findings were first observed during week 76 and were dose dependent in animals receiving 2 or 8 mg/kg/day (plasma AUCs equal to 2.5 and 12.5 times the AUC in humans that received 1.5 mg TID). In a similar study of pigmented rats with 2 years exposure to pramipexole at 2 or 8 mg/kg/day, retinal degeneration was not diagnosed. Animals given drug had thinning in the outer nuclear layer of the retina that was only slightly greater than that seen in control rats utilizing morphometry.

Investigative studies demonstrated that pramipexole reduced the rate of disk shedding from the photoreceptor rod cells of the retina in albino rats, which was associated with enhanced sensitivity to the damaging effects of light. In a comparative study, degeneration and loss of photoreceptor cells occurred in albino rats after 13 weeks of treatment with 25 mg/kg/day of pramipexole (54 times the highest clinical dose on a mg/m² basis) and constant light (100 lux) but not in pigmented rats exposed to the same dose and higher light intensities (500 lux). Thus, the retina of albino rats is considered to be uniquely sensitive to the damaging effects of pramipexole and light. Similar changes in the retina did not occur in a 2-year carcinogenicity study in albino mice treated with 0.3, 2, or 10 mg/kg/day (0.3, 2.2 and 11 times the highest clinical dose on a mg/m² basis). Evaluation of the retinas of monkeys given 0.1, 0.5, or 2.0 mg/kg/day of pramipexole (0.4, 2.2, and 8.6 times the highest clinical dose on a mg/m² basis) for 12 months and minipigs given 0.3, 1, or 5 mg/kg/day of pramipexole for 13 weeks also detected no changes.

The potential significance of this effect in humans has not been established, but cannot be disregarded because disruption of a mechanism that is universally present in vertebrates (i.e., disk shedding) may be involved.

Fibro-osseous Proliferative Lesions in Mice

An increased incidence of fibro-osseous proliferative lesions occurred in the femurs of female mice treated for 2 years with 0.3, 2.0, or 10 mg/kg/day (0.3, 2.2, and 11 times the highest clinical dose on a mg/m² basis). Lesions occurred at a lower rate in control animals. Similar lesions were not observed in male mice or rats and monkeys of either sex that were treated chronically with pramipexole. The significance of this lesion to humans is not known.

Distributed by:

Boehringer Ingelheim Pharmaceuticals, Inc.
Ridgefield, CT 06877 USA

Licensed from:
Boehringer Ingelheim International GmbH

Trademark under license from:
Boehringer Ingelheim International GmbH

U.S. Patent Nos. 4,886,812; 6,001,861; and 6,194,445.

©2009, Boehringer Ingelheim International GmbH
ALL RIGHTS RESERVED

Rev: April 2009

OT1317PC2409
2001/05

OT1338H
10003128/08

IT1322G
10003129/07

Relabeling and Repackaging by:

Physicians Total Care, Inc.
Tulsa, OK 74146

Mirapex®

(pramipexole dihydrochloride)

**0.125 mg, 0.25 mg, 0.5 mg, 0.75 mg,
1 mg, and 1.5 mg Tablets**

Patient Information

Mirapex® **[mîr'-ah-pěx]** (pramipexole dihydrochloride) tablets

Read the Patient Information that comes with MIRAPEX before you start taking it and each time you get a refill. There may be some new information. This leaflet does not take the place of talking with your doctor about your medical condition or your treatment.

What is the most important information I should know about MIRAPEX?

MIRAPEX may cause you to fall asleep while you are doing daily activities such as driving, talking with other people, watching TV, or eating.

- Some people taking MIRAPEX have had car accidents because they fell asleep while driving.
- Some patients did not feel sleepy before they fell asleep while driving. You could fall asleep without any warning.

Do not drive a car, operate a machine, or do anything that needs you to be alert until you know how MIRAPEX affects you.

Tell your doctor right away if you fall asleep while you are doing activities such as talking with people, watching TV, eating, or driving, or if you feel sleepier than is normal for you.

What is MIRAPEX?

MIRAPEX is a prescription medicine to treat

- primary Restless Legs Syndrome.

- signs and symptoms of Parkinson's disease.

MIRAPEX has not been studied in children.

Who should not take MIRAPEX?

Do not take MIRAPEX if you are allergic to pramipexole or any of the inactive ingredients of MIRAPEX. See the end of this leaflet for a complete list of ingredients in MIRAPEX.

What should I tell my doctor before taking MIRAPEX?

Tell your doctor about all of your medical conditions, including if you

- feel sleepy during the day from a sleep problem other than Restless Legs Syndrome.
- have low blood pressure, or if you feel dizzy or faint, especially when getting up from a lying or sitting position.
- have trouble controlling your muscles (dyskinesia).
- have kidney problems.
- are pregnant or plan to become pregnant. It is not known if MIRAPEX will harm your unborn baby.
- are breast feeding. It is not known if MIRAPEX will pass into your breast milk. You and your doctor should decide if you will take MIRAPEX or breastfeed. You should not do both.
- drink alcohol. Alcohol can increase the chance that MIRAPEX will make you feel sleepy or fall asleep when you should be awake.

Tell your doctor about all the medicines you take, including prescription and non-prescription medicines, vitamins, and herbal supplements. Especially tell your doctor if you take any other medicines that make you sleepy. MIRAPEX and other medicines may interact with each other causing side effects. MIRAPEX may affect the way other medicines work, and other medicines may affect how MIRAPEX works.

How should I take MIRAPEX?

- Take MIRAPEX exactly as your doctor tells you to. Your doctor will tell you how many MIRAPEX tablets to take and when to take them.
- Your doctor may change your dose until you are taking the right amount of medicine to control your symptoms. Do not take more or less MIRAPEX than your doctor tells you to.
- MIRAPEX can be taken with or without food. Taking MIRAPEX with food may lower your chances of getting nausea.
- If you miss a dose, **do not double your next dose.** Skip the dose you missed and take your next regular dose.
- Be sure to tell your doctor right away if you stop taking MIRAPEX for any reason. Do not start taking MIRAPEX again before speaking with your doctor. If you have Parkinson's disease and are stopping Mirapex, you should stop Mirapex slowly over 7 days.

What should I avoid while taking MIRAPEX?

- **Do not drive a car, operate a machine, or do anything that needs you to be alert until you know how MIRAPEX affects you.** See “What is the most important information I should know about MIRAPEX?” at the beginning of this leaflet.
- Do not drink alcohol while taking MIRAPEX. It can increase your chances of feeling sleepy or falling asleep when you should be awake.

What are the possible side effects of MIRAPEX?

MIRAPEX may cause serious side effects, including

- **falling asleep during normal daily activities.** See “What is the most important information I should know about MIRAPEX?”
- **low blood pressure when you sit or stand up quickly.** You may have dizziness, nausea, fainting, or sweating. Sit and stand up slowly after you have been sitting or lying down for a while.

- **hallucinations**. You may see, hear, feel, or taste something that isn't there. You have a higher chance of having hallucinations if you are over 65 years old.

The most common side effects in people taking MIRAPEX for Restless Legs Syndrome are nausea and sleepiness.

The most common side effects in people taking MIRAPEX for Parkinson's disease are nausea, dizziness, sleepiness, constipation, hallucinations, insomnia, muscle weakness, confusion, and abnormal movements.

These are not all the possible side effects of MIRAPEX. For more information ask your doctor or pharmacist.

Be sure to talk to your doctor about any side effects that bother you or that do not go away.

Other Information about MIRAPEX

Studies of people with Parkinson's disease show that they may be at an increased risk of developing melanoma, a form of skin cancer, when compared to people without Parkinson's disease. It is not known if this problem is associated with Parkinson's disease or the medicines used to treat Parkinson's disease. MIRAPEX is one of the medicines used to treat Parkinson's disease, therefore, patients being treated with MIRAPEX should have periodic skin examinations.

There have been reports of patients taking certain medicines to treat Parkinson's disease or RLS, including MIRAPEX, that have reported problems with gambling, compulsive eating, compulsive shopping, and increased sex drive. It is not possible to reliably estimate how often these behaviors occur or to determine which factors may contribute to them. If you or your family members notice that you are developing unusual behaviors, talk to your doctor.

How should I store MIRAPEX?

- Store MIRAPEX tablets at room temperature [77°F (25°C)]. Short-term exposure to higher or lower temperatures [from 59°F (15°C) to 86°F (30°C)] is acceptable. Ask your doctor or pharmacist if you have any questions about storing your tablets.
- Keep MIRAPEX out of light.
- **Keep MIRAPEX and all medicines out of the reach of children.**

General information about MIRAPEX

Medicines are sometimes prescribed for purposes other than those listed in this Patient Information leaflet. Do not take MIRAPEX for a condition for which it was not prescribed. Do not share MIRAPEX with other people, even if they have the same symptoms you do. It may harm them.

This Patient Information leaflet summarizes the most important information about MIRAPEX. For more information, talk with your doctor or pharmacist. They can give you information about MIRAPEX that is written for healthcare professionals. **For additional information, you may also call Boehringer Ingelheim Pharmaceuticals, Inc. at 1-800-542-6257, or (TTY) 1-800-459-9906. You may also request information through the company website at <http://us.boehringer-ingelheim.com>.**

What are the ingredients in MIRAPEX?

Active Ingredient: pramipexole dihydrochloride monohydrate

Inactive Ingredients: mannitol, cornstarch, colloidal silicon dioxide, povidone, and magnesium stearate

Distributed by:

Boehringer Ingelheim Pharmaceuticals, Inc.
Ridgefield, CT 06877 USA

Licensed from:

Boehringer Ingelheim International GmbH

Trademark under license from:

Boehringer Ingelheim International GmbH

U.S. Patent Nos. 4,886,812; 6,001,861; and 6,194,445

©2009, Boehringer Ingelheim International GmbH
ALL RIGHTS RESERVED

Rev: April 2009

OT1317PC2409

2001/05

OT1338H

10003128/08


IT1322G

10003129/07


Principal Display Panel

Mirapex® [mîr'-ah-pěx](pramipexole dihydrochloride)


0.125 mg,



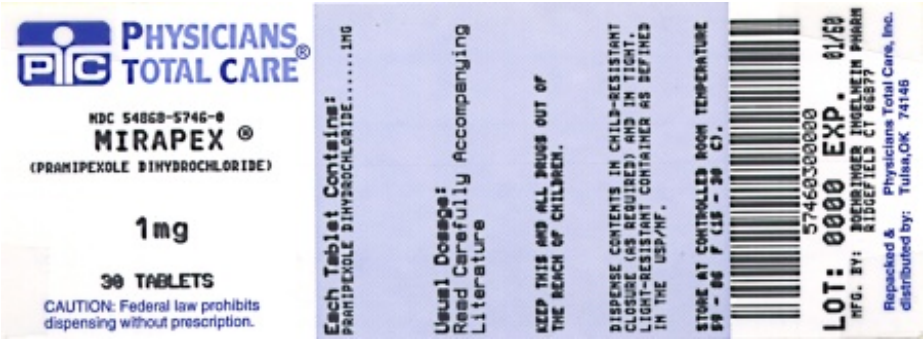
0.25 mg,



0.5 mg,



1 mg



MIRAPEX

pramipexole dihydrochloride tablet

Product Information			
Product Type	HUMAN PRESCRIPTION DRUG	Item Code (Source)	NDC:54868-5412(NDC:0597-0185)
Route of Administration	ORAL		

Active Ingredient/Active Moiety			
Ingredient Name		Basis of Strength	Strength
pramipexole dihydrochloride (UNII: 3D867NP06J) (pramipexole - UNII:83619PEU5T)		pramipexole dihydrochloride	0.500 mg

Inactive Ingredients	
Ingredient Name	Strength
mannitol (UNII: 3OWL53L36A)	
starch, corn (UNII: O8232NY3SJ)	
silicon dioxide (UNII: ETJ7Z6XBU4)	
povidone (UNII: FZ989GH94E)	
magnesium stearate (UNII: 70097M6I30)	

Product Characteristics			
Color	WHITE	Score	2 pieces
Shape	OVAL	Size	11mm
Flavor		Imprint Code	Bl;Bl;85;85
Contains			

Packaging				
#	Item Code	Package Description	Marketing Start Date	Marketing End Date
1	NDC:54868-5412-0	60 in 1 BOTTLE, PLASTIC		
2	NDC:54868-5412-1	30 in 1 BOTTLE, PLASTIC		
3	NDC:54868-5412-2	90 in 1 BOTTLE, PLASTIC		

Marketing Information

Marketing Category	Application Number or Monograph Citation	Marketing Start Date	Marketing End Date
NDA	NDA020667	09/12/2005	

MIRAPEX

pramipexole dihydrochloride tablet

Product Information

Product Type	HUMAN PRESCRIPTION DRUG	Item Code (Source)	NDC:54868-4912(NDC:0597-0183)
Route of Administration	ORAL		

Active Ingredient/Active Moiety

Ingredient Name	Basis of Strength	Strength
pramipexole dihydrochloride (UNII: 3D867NP06J) (pramipexole - UNII:83619PEU5T)	pramipexole dihydrochloride	0.125 mg

Inactive Ingredients

Ingredient Name	Strength
MANNITOL (UNII: 3OWL53L36A)	
STARCH, CORN (UNII: O8232NY3SJ)	
SILICON DIOXIDE (UNII: ETJ7Z6XBU4)	
POVIDONE (UNII: FZ989GH94E)	
MAGNESIUM STEARATE (UNII: 70097M6I30)	

Product Characteristics

Color	white	Score	no score
Shape	ROUND	Size	6mm
Flavor		Imprint Code	B1;83
Contains			

Packaging

#	Item Code	Package Description	Marketing Start Date	Marketing End Date
1	NDC:54868-4912-0	63 in 1 BOTTLE, PLASTIC		
2	NDC:54868-4912-1	30 in 1 BOTTLE, PLASTIC		
3	NDC:54868-4912-2	60 in 1 BOTTLE, PLASTIC		

Marketing Information

Marketing Category	Application Number or Monograph Citation	Marketing Start Date	Marketing End Date
NDA	NDA020667	09/04/2003	

MIRAPEX

pramipexole dihydrochloride tablet				
Product Information				
Product Type	HUMAN PRESCRIPTION DRUG	Item Code (Source)	NDC:54868-4211(NDC:0597-0184)	
Route of Administration	ORAL			
Active Ingredient/Active Moiety				
Ingredient Name		Basis of Strength	Strength	
pramipexole dihydrochloride (UNII: 3D867NP06J) (pramipexole - UNII:83619PEU5T)		pramipexole dihydrochloride	0.250 mg	
Inactive Ingredients				
Ingredient Name		Strength		
MANNITOL (UNII: 3OWL53L36A)				
STARCH, CORN (UNII: O8232NY3SJ)				
SILICON DIOXIDE (UNII: ETJ7Z6XBU4)				
POVIDONE (UNII: FZ989GH94E)				
MAGNESIUM STEARATE (UNII: 70097M6I30)				
Product Characteristics				
Color	white	Score	2 pieces	
Shape	OVAL	Size	8mm	
Flavor		Imprint Code	B¡;B¡;84;84	
Contains				
Packaging				
#	Item Code	Package Description	Marketing Start Date	Marketing End Date
1	NDC:54868-4211-0	90 in 1 BOTTLE, PLASTIC		
2	NDC:54868-4211-1	30 in 1 BOTTLE, PLASTIC		
Marketing Information				
Marketing Category	Application Number or Monograph Citation	Marketing Start Date	Marketing End Date	
NDA	NDA020667	03/23/2007		

MIRAPEX

pramipexole dihydrochloride tablet

Product Information			
Product Type	HUMAN PRESCRIPTION DRUG	Item Code (Source)	NDC:54868-5746(NDC:0597-0190)
Route of Administration	ORAL		

Active Ingredient/Active Moiety				
Ingredient Name			Basis of Strength	Strength
pramipexole dihydrochloride (UNII: 3D867NP06J) (pramipexole - UNII:83619PEU5T)			pramipexole dihydrochloride	1 mg
Inactive Ingredients				
Ingredient Name			Strength	
MANNITOL (UNII: 3OWL53L36A)				
STARCH, CORN (UNII: O8232NY3SJ)				
SILICON DIOXIDE (UNII: ETJ7Z6XBU4)				
POVIDONE (UNII: FZ989GH94E)				
MAGNESIUM STEARATE (UNII: 70097M6I30)				
Product Characteristics				
Color	white	Score	2 pieces	
Shape	OVAL	Size	9mm	
Flavor		Imprint Code	B1;B1;90;90	
Contains				
Packaging				
#	Item Code	Package Description	Marketing Start Date	Marketing End Date
1	NDC:54868-5746-0	30 in 1 BOTTLE, PLASTIC		
Marketing Information				
Marketing Category	Application Number or Monograph Citation		Marketing Start Date	Marketing End Date
NDA	NDA020667		01/09/2007	

Labeler - Physicians Total Care, Inc. (194123980)

Establishment			
Name	Address	ID/FEI	Business Operations
Physicians Total Care, Inc.		194123980	relabel, repack