

DORZOLAMIDE HYDROCHLORIDE AND TIMOLOL MALEATE- dorzolamide hydrochloride and timolol maleate solution/ drops

Ingenus Pharmaceuticals, LLC

HIGHLIGHTS OF PRESCRIBING INFORMATION

These highlights do not include all the information needed to use DORZOLAMIDE HYDROCHLORIDE AND TIMOLOL MALEATE OPHTHALMIC SOLUTION (preservative free) safely and effectively. See full prescribing information for DORZOLAMIDE HYDROCHLORIDE AND TIMOLOL MALEATE OPHTHALMIC SOLUTION (preservative free).

DORZOLAMIDE HYDROCHLORIDE AND TIMOLOL MALEATE OPHTHALMIC SOLUTION (preservative free).

Initial U.S. Approval: 1998

INDICATIONS AND USAGE

- Dorzolamide hydrochloride and timolol maleate ophthalmic solution (preservative free) is a carbonic anhydrase inhibitor with a beta-adrenergic receptor blocking agent indicated for the reduction of elevated intraocular pressure (IOP) in patients with open-angle glaucoma or ocular hypertension who are insufficiently responsive to beta-blockers.
- The IOP-lowering of dorzolamide hydrochloride and timolol maleate ophthalmic solution twice daily was slightly less than that seen with the concomitant administration of 0.5% timolol twice daily, and 2% dorzolamide three times daily. (1)

DOSAGE AND ADMINISTRATION

The dose is one drop of dorzolamide hydrochloride and timolol maleate ophthalmic solution (preservative free) in the affected eye(s) two times daily. (2)

DOSAGE FORMS AND STRENGTHS

Solution containing 20 mg/mL dorzolamide and 5 mg/mL timolol. (3)

CONTRAINDICATIONS

Dorzolamide hydrochloride and timolol maleate ophthalmic solution (preservative free) is contraindicated in patients with:

- Bronchial asthma or a history of bronchial asthma, severe chronic obstructive pulmonary disease. (4.1)
- Sinus bradycardia, second or third degree atrioventricular block, overt cardiac failure, cardiogenic shock. (4.2)
- Hypersensitivity to any component of this product. (4.3, 5.3)

WARNINGS AND PRECAUTIONS

- Potentiation of Respiratory Reactions Including Asthma (5.1)
- Cardiac Failure (5.2)
- Sulfonamide Hypersensitivity (5.3)
- Obstructive Pulmonary Disease (5.4)
- Increased Reactivity to Allergens (5.5)
- Potentiation of Muscle Weakness (5.6)
- Masking of Hypoglycemic Symptoms in Patients with Diabetes Mellitus (5.7)
- Masking of Thyrotoxicosis (5.8)
- Renal and Hepatic Impairment (5.9)
- Impairment of Beta-Adrenergically Mediated Reflexes During Surgery (5.10)

ADVERSE REACTIONS

The most frequently reported adverse reactions were taste perversion (bitter, sour, or unusual taste) or ocular burning and/or stinging in up to 30% of patients. Conjunctival hyperemia, blurred vision, superficial punctate keratitis or eye itching were reported between 5-15% of patients. (6)

To report SUSPECTED ADVERSE REACTIONS, contact Ingenus Pharmaceuticals, LLC at 1-877-748-1970 or FDA at 1-800-FDA-1088 or www.fda.gov/medwatch.

DRUG INTERACTIONS

- Potential additive effect of oral carbonic anhydrase inhibitor with dorzolamide hydrochloride and timolol maleate ophthalmic solution (preservative free). (7.1)
- Potential acid-base and electrolyte disturbances. (7.2)

- Concomitant use with systemic beta-blockers may potentiate systemic beta-blockade. (7.3)
- Oral or intravenous calcium antagonists may cause atrioventricular conduction disturbances, left ventricular failure, and hypotension. (7.4)
- Catecholamine-depleting drugs may have additive effects and produce hypotension and/or marked bradycardia. (7.5)
- Digitalis and calcium antagonists may have additive effects in prolonging atrioventricular conduction time. (7.6)
- CYP2D6 inhibitors may potentiate systemic beta-blockade. (7.7)

See 17 for PATIENT COUNSELING INFORMATION.

Revised: 1/2023

FULL PRESCRIBING INFORMATION: CONTENTS*

1 INDICATIONS AND USAGE

2 DOSAGE AND ADMINISTRATION

3 DOSAGE FORMS AND STRENGTHS

4 CONTRAINDICATIONS

4.1 Asthma, COPD

4.2 Sinus Bradycardia, AV Block, Cardiac Failure, Cardiogenic Shock

4.3 Hypersensitivity

5 WARNINGS AND PRECAUTIONS

5.1 Potentiation of Respiratory Reactions Including Asthma

5.2 Cardiac Failure

5.3 Sulfonamide Hypersensitivity

5.4 Obstructive Pulmonary Disease

5.5 Increased Reactivity to Allergens

5.6 Potentiation of Muscle Weakness

5.7 Masking of Hypoglycemic Symptoms in Patients with Diabetes Mellitus

5.8 Masking of Thyrotoxicosis

5.9 Renal and Hepatic Impairment

5.10 Impairment of Beta-Adrenergically Mediated Reflexes During Surgery

5.11 Corneal Endothelium

6 ADVERSE REACTIONS

6.1 Clinical Studies Experience

6.2 Post-Marketing Experience

7 DRUG INTERACTIONS

7.1 Oral Carbonic Anhydrase Inhibitors

7.2 High-Dose Salicylate Therapy

7.3 Beta-Adrenergic Blocking Agents

7.4 Calcium Antagonists

7.5 Catecholamine-Depleting Drugs

7.6 Digitalis and Calcium Antagonists

7.7 CYP2D6 Inhibitors

7.8 Clonidine

8 USE IN SPECIFIC POPULATIONS

8.1 Pregnancy

8.3 Nursing Mothers

8.4 Pediatric Use

8.5 Geriatric Use

10 OVERDOSAGE

11 DESCRIPTION

12 CLINICAL PHARMACOLOGY

12.1 Mechanism of Action

12.3 Pharmacokinetics

13 NONCLINICAL TOXICOLOGY

13.1 Carcinogenesis, Mutagenesis, Impairment of Fertility

14 CLINICAL STUDIES

14.1 Dorzolamide Hydrochloride and Timolol Maleate Ophthalmic Solution Efficacy

14.2 Dorzolamide Hydrochloride and Timolol Maleate Ophthalmic Solution

(Preservative Free) Equivalence Study

16 HOW SUPPLIED/STORAGE AND HANDLING

17 PATIENT COUNSELING INFORMATION

17.1 Potential for Exacerbation of Asthma and COPD

17.2 Potential of Cardiovascular Effects

17.3 Sulfonamide Reactions

17.4 Handling the Single-Use Container

17.5 Intercurrent Ocular Conditions

17.6 Concomitant Topical Ocular Therapy

* Sections or subsections omitted from the full prescribing information are not listed.

FULL PRESCRIBING INFORMATION

1 INDICATIONS AND USAGE

Dorzolamide hydrochloride and timolol maleate ophthalmic solution (preservative free) is indicated for the reduction of elevated intraocular pressure (IOP) in patients with open-angle glaucoma or ocular hypertension who are insufficiently responsive to beta-blockers (failed to achieve target IOP determined after multiple measurements over time). The IOP-lowering of dorzolamide hydrochloride and timolol maleate ophthalmic solution administered twice a day was slightly less than that seen with the concomitant administration of 0.5% timolol administered twice a day and 2% dorzolamide administered three times a day [see *Clinical Studies (14.1)*].

2 DOSAGE AND ADMINISTRATION

The dose is one drop of dorzolamide hydrochloride and timolol maleate ophthalmic solution (preservative free) in the affected eye(s) two times daily.

If more than one topical ophthalmic drug is being used, the drugs should be administered at least five minutes apart [see *Drug Interactions (7.3)*].

The solution from one individual unit is to be used immediately after opening for administration to one or both eyes. Since sterility cannot be maintained after the individual unit is opened, the remaining contents should be discarded immediately after administration.

3 DOSAGE FORMS AND STRENGTHS

Solution containing 20 mg/mL dorzolamide (22.26 mg of dorzolamide hydrochloride) and 5 mg/mL timolol (6.83 mg timolol maleate).

4 CONTRAINDICATIONS

4.1 Asthma, COPD

Dorzolamide hydrochloride and timolol maleate ophthalmic solution (preservative free) is contraindicated in patients with bronchial asthma, a history of bronchial asthma, or severe chronic obstructive pulmonary disease [see *Warnings and Precautions (5.1)*].

4.2 Sinus Bradycardia, AV Block, Cardiac Failure, Cardiogenic Shock

Dorzolamide hydrochloride and timolol maleate ophthalmic solution (preservative free) is contraindicated in patients with sinus bradycardia, second or third degree atrioventricular block, overt cardiac failure, and cardiogenic shock [see *Warnings and Precautions (5.2)*].

4.3 Hypersensitivity

Dorzolamide hydrochloride and timolol maleate ophthalmic solution (preservative free) is contraindicated in patients who are hypersensitive to any component of this product [see *Warnings and Precautions (5.3)*].

5 WARNINGS AND PRECAUTIONS

5.1 Potentiation of Respiratory Reactions Including Asthma

Dorzolamide hydrochloride and timolol maleate ophthalmic solution (preservative free) contains timolol maleate, a beta-adrenergic blocking agent; and although administered topically, is absorbed systemically. Therefore, the same types of adverse reactions that are attributable to systemic administration of beta-adrenergic blocking agents may occur with topical administration. For example, severe respiratory reactions, including death due to bronchospasm in patients with asthma, and rarely death in association with cardiac failure, have been reported following systemic or ophthalmic administration of timolol maleate [see *Contraindications (4.1) and Patient Counseling Information (17.1)*].

5.2 Cardiac Failure

Sympathetic stimulation may be essential for support of the circulation in individuals with diminished myocardial contractility, and its inhibition by beta-adrenergic receptor blockade may precipitate more severe failure.

In patients without a history of cardiac failure continued depression of the myocardium with beta-blocking agents over a period of time can, in some cases, lead to cardiac failure. At the first sign or symptom of cardiac failure, dorzolamide hydrochloride and timolol maleate ophthalmic solution (preservative free) should be discontinued [see *Contraindications (4.2) and Patient Counseling Information (17.2)*].

5.3 Sulfonamide Hypersensitivity

Dorzolamide hydrochloride and timolol maleate ophthalmic solution (preservative free) contains dorzolamide, a sulfonamide; and although administered topically, it is absorbed systemically. Therefore, the same types of adverse reactions that are attributable to sulfonamides may occur with topical administration of dorzolamide hydrochloride and timolol maleate ophthalmic solution (preservative free). Fatalities have occurred, although rarely, due to severe reactions to sulfonamides including Stevens-Johnson syndrome, toxic epidermal necrolysis, fulminant hepatic necrosis, agranulocytosis, aplastic anemia, and other blood dyscrasias. Sensitization may recur when a sulfonamide is readministered irrespective of the route of administration. If signs of serious reactions or hypersensitivity occur, discontinue the use of this preparation [see *Contraindications (4.3) and Patient Counseling Information (17.3)*].

5.4 Obstructive Pulmonary Disease

Patients with chronic obstructive pulmonary disease (e.g., chronic bronchitis, emphysema) of mild or moderate severity, bronchospastic disease, or a history of bronchospastic disease (other than bronchial asthma or a history of bronchial asthma, in which dorzolamide hydrochloride and timolol maleate ophthalmic solution (preservative free) is contraindicated) should, in general, not receive beta-blocking agents, including dorzolamide hydrochloride and timolol maleate ophthalmic solution (preservative free) [see *Contraindications (4.1) and Patient Counseling Information (17.1)*].

5.5 Increased Reactivity to Allergens

While taking beta-blockers, patients with a history of atopy or a history of severe anaphylactic reactions to a variety of allergens may be more reactive to repeated accidental, diagnostic, or therapeutic challenge with such allergens. Such patients may be unresponsive to the usual doses of epinephrine used to treat anaphylactic reactions.

5.6 Potentiation of Muscle Weakness

Beta-adrenergic blockade has been reported to potentiate muscle weakness consistent with certain myasthenic symptoms (e.g., diplopia, ptosis, and generalized weakness). Timolol has been reported rarely to increase muscle weakness in some patients with myasthenia gravis or myasthenic symptoms.

5.7 Masking of Hypoglycemic Symptoms in Patients with Diabetes Mellitus

Beta-adrenergic blocking agents should be administered with caution in patients subject to spontaneous hypoglycemia or to diabetic patients (especially those with labile diabetes) who are receiving insulin or oral hypoglycemic agents. Beta-adrenergic receptor blocking agents may mask the signs and symptoms of acute hypoglycemia.

5.8 Masking of Thyrotoxicosis

Beta-adrenergic blocking agents may mask certain clinical signs (e.g., tachycardia) of hyperthyroidism. Patients suspected of developing thyrotoxicosis should be managed carefully to avoid abrupt withdrawal of beta-adrenergic blocking agents that might precipitate a thyroid storm.

5.9 Renal and Hepatic Impairment

Dorzolamide has not been studied in patients with severe renal impairment (CrCl <30 mL/min). Because dorzolamide and its metabolite are excreted predominantly by the kidney, dorzolamide hydrochloride and timolol maleate ophthalmic solution (preservative free) is not recommended in such patients.

Dorzolamide has not been studied in patients with hepatic impairment and should therefore be used with caution in such patients.

5.10 Impairment of Beta-Adrenergically Mediated Reflexes During Surgery

The necessity or desirability of withdrawal of beta-adrenergic blocking agents prior to major surgery is controversial. Beta-adrenergic receptor blockade impairs the ability of the heart to respond to betaadrenergically mediated reflex stimuli. This may augment the risk of general anesthesia in surgical procedures. Some patients receiving beta-adrenergic receptor blocking agents have experienced protracted severe hypotension during anesthesia. Difficulty in restarting and maintaining the heartbeat has also been reported. For these reasons, in patients undergoing elective surgery, some authorities recommend gradual withdrawal of beta-adrenergic receptor blocking agents.

If necessary during surgery, the effects of beta-adrenergic blocking agents may be reversed by sufficient doses of adrenergic agonists.

5.11 Corneal Endothelium

Carbonic anhydrase activity has been observed in both the cytoplasm and around the plasma membranes of the corneal endothelium. There is an increased potential for developing corneal edema in patients with low endothelial cell counts. Caution should be used when prescribing dorzolamide hydrochloride and timolol maleate ophthalmic solution (preservative free) to this group of patients.

6 ADVERSE REACTIONS

6.1 Clinical Studies Experience

Because clinical trials are conducted under widely varying conditions, adverse reaction rates observed in the clinical trials of a drug cannot be directly compared to rates in the clinical trials of another drug and may not reflect the rates observed in practice.

Dorzolamide Hydrochloride and Timolol Maleate Ophthalmic Solution and Dorzolamide Hydrochloride and Timolol Maleate Ophthalmic Solution (Preservative Free)

Dorzolamide hydrochloride and timolol maleate ophthalmic solution and dorzolamide hydrochloride and timolol maleate ophthalmic solution (preservative free) were evaluated in patients with elevated intraocular pressure treated for open-angle glaucoma or ocular hypertension for up to 15 months. Approximately 5% of all patients discontinued therapy because of adverse reactions.

The most frequently reported adverse reactions occurring in up to 30% of patients were taste perversion (bitter, sour, or unusual taste) or ocular burning and/or stinging. The following adverse reactions were reported in 5-15% of patients: conjunctival hyperemia,

blurred vision, superficial punctate keratitis or eye itching.

The following adverse reactions were reported in 1-5% of patients: abdominal pain, back pain, blepharitis, bronchitis, cloudy vision, conjunctival discharge, conjunctival edema, conjunctival follicles, conjunctival injection, conjunctivitis, corneal erosion, corneal staining, cortical lens opacity, cough, dizziness, dryness of eyes, dyspepsia, eye debris, eye discharge, eye pain, eye tearing, eyelid edema, eyelid erythema, eyelid exudate/scales, eyelid pain or discomfort, foreign body sensation, glaucomatous cupping, headache, hypertension, influenza, lens nucleus coloration, lens opacity, nausea, nuclear lens opacity, pharyngitis, post-subcapsular cataract, sinusitis, upper respiratory infection, urinary tract infection, visual field defect, vitreous detachment.

Other adverse reactions that have been reported with the individual components are listed below:

Dorzolamide 2%

Angioedema, asthenia/fatigue, bronchospasm, contact dermatitis, epistaxis, eyelid crusting, ocular discomfort, photophobia, signs and symptoms of ocular allergic reaction, transient myopia.

Timolol (ocular administration)

Body as a Whole: Asthenia/fatigue; *Cardiovascular:* Arrhythmia, syncope, cerebral ischemia, worsening of angina pectoris, palpitation, cardiac arrest, pulmonary edema, edema, claudication, Raynaud's phenomenon, and cold hands and feet; *Digestive:* Anorexia; *Immunologic:* Systemic lupus erythematosus; *Nervous System/Psychiatric:* Increase in signs and symptoms of myasthenia gravis, somnolence, insomnia, nightmares, behavioral changes and psychic disturbances including confusion, hallucinations, anxiety, disorientation, nervousness, and memory loss; *Skin:* Alopecia, psoriasiform rash or exacerbation of psoriasis; *Hypersensitivity:* Signs and symptoms of systemic allergic reactions, including anaphylaxis, angioedema, urticaria, and localized and generalized rash; *Respiratory:* Bronchospasm (predominantly in patients with pre-existing bronchospastic disease); *Endocrine:* Masked symptoms of hypoglycemia in diabetic patients; *Special Senses:* Ptosis, decreased corneal sensitivity, cystoid macular edema, visual disturbances including refractive changes and diplopia, pseudopemphigoid, and tinnitus; *Urogenital:* Retroperitoneal fibrosis, decreased libido, impotence, and Peyronie's disease.

6.2 Post-Marketing Experience

The following adverse reactions have been identified during post-approval use of dorzolamide hydrochloride and timolol maleate ophthalmic solution or dorzolamide hydrochloride and timolol maleate ophthalmic solution (preservative free). Because these reactions are reported voluntarily from a population of uncertain size, it is not always possible to reliably estimate their frequency or establish a causal relationship to drug exposure: bradycardia, cardiac failure, cerebral vascular accident, chest pain, choroidal detachment following filtration surgery, depression, diarrhea, dry mouth, dyspnea, heart block, hypotension, iridocyclitis, myocardial infarction, nasal congestion, Stevens-Johnson syndrome, toxic epidermal necrolysis, paresthesia, photophobia, respiratory failure, skin rashes, urolithiasis, and vomiting.

Timolol (oral administration)

The following additional adverse reactions have been reported in clinical experience with ORAL timolol maleate or other ORAL beta-blocking agents and may be considered potential effects of ophthalmic timolol maleate: *Allergic*: Erythematous rash, fever combined with aching and sore throat, laryngospasm with respiratory distress; *Body as a Whole*: Extremity pain, decreased exercise tolerance, weight loss; *Cardiovascular*: Worsening of arterial insufficiency, vasodilatation; *Digestive*: Gastrointestinal pain, hepatomegaly, mesenteric arterial thrombosis, ischemic colitis; *Hematologic*: Nonthrombocytopenic purpura; thrombocytopenic purpura, agranulocytosis; *Endocrine*: Hyperglycemia, hypoglycemia; *Skin*: Pruritus, skin irritation, increased pigmentation, sweating; *Musculoskeletal*: Arthralgia; *Nervous System/Psychiatric*: Vertigo, local weakness, diminished concentration, reversible mental depression progressing to catatonia, an acute reversible syndrome characterized by disorientation for time and place, emotional lability, slightly clouded sensorium, and decreased performance on neuropsychometrics; *Respiratory*: Rales, bronchial obstruction; *Urogenital*: Urination difficulties.

7 DRUG INTERACTIONS

7.1 Oral Carbonic Anhydrase Inhibitors

There is a potential for an additive effect on the known systemic effects of carbonic anhydrase inhibition in patients receiving an oral carbonic anhydrase inhibitor and dorzolamide hydrochloride and timolol maleate ophthalmic solution (preservative free). The concomitant administration of dorzolamide hydrochloride and timolol maleate ophthalmic solution (preservative free) and oral carbonic anhydrase inhibitors is not recommended.

7.2 High-Dose Salicylate Therapy

Although acid-base and electrolyte disturbances were not reported in the clinical trials with dorzolamide hydrochloride ophthalmic solution, these disturbances have been reported with oral carbonic anhydrase inhibitors and have, in some instances, resulted in drug interactions (e.g., toxicity associated with high-dose salicylate therapy). Therefore, the potential for such drug interactions should be considered in patients receiving dorzolamide hydrochloride and timolol maleate ophthalmic solution (preservative free).

7.3 Beta-Adrenergic Blocking Agents

Patients who are receiving a beta-adrenergic blocking agent orally and dorzolamide hydrochloride and timolol maleate ophthalmic solution (preservative free) should be observed for potential additive effects of beta-blockade, both systemic and on intraocular pressure. The concomitant use of two topical beta-adrenergic blocking agents is not recommended.

7.4 Calcium Antagonists

Caution should be used in the coadministration of beta-adrenergic blocking agents, such as dorzolamide hydrochloride and timolol maleate ophthalmic solution (preservative free), and oral or intravenous calcium antagonists because of possible atrioventricular conduction disturbances, left ventricular failure, and hypotension. In patients with impaired cardiac function, coadministration should be avoided.

7.5 Catecholamine-Depleting Drugs

Close observation of the patient is recommended when a beta-blocker is administered to patients receiving catecholamine-depleting drugs such as reserpine, because of possible additive effects and the production of hypotension and/or marked bradycardia, which may result in vertigo, syncope, or postural hypotension.

7.6 Digitalis and Calcium Antagonists

The concomitant use of beta-adrenergic blocking agents with digitalis and calcium antagonists may have additive effects in prolonging atrioventricular conduction time.

7.7 CYP2D6 Inhibitors

Potentiated systemic beta-blockade (e.g., decreased heart rate, depression) has been reported during combined treatment with CYP2D6 inhibitors (e.g., quinidine, SSRIs) and timolol.

7.8 Clonidine

Oral beta-adrenergic blocking agents may exacerbate the rebound hypertension which can follow the withdrawal of clonidine. There have been no reports of exacerbation of rebound hypertension with ophthalmic timolol maleate.

8 USE IN SPECIFIC POPULATIONS

8.1 Pregnancy

Teratogenic Effects. Pregnancy Category C. Developmental toxicity studies with dorzolamide hydrochloride in rabbits at oral doses of ≥ 2.5 mg/kg/day (31 times the recommended human ophthalmic dose) revealed malformations of the vertebral bodies. These malformations occurred at doses that caused metabolic acidosis with decreased body weight gain in dams and decreased fetal weights. No treatment-related malformations were seen at 1 mg/kg/day (13 times the recommended human ophthalmic dose).

Teratogenicity studies with timolol in mice, rats, and rabbits at oral doses up to 50 mg/kg/day (7,000 times the systemic exposure following the maximum recommended human ophthalmic dose) demonstrated no evidence of fetal malformations. Although delayed fetal ossification was observed at this dose in rats, there were no adverse effects on postnatal development of offspring. Doses of 1000 mg/kg/day (142,000 times the systemic exposure following the maximum recommended human ophthalmic dose) were maternotoxic in mice and resulted in an increased number of fetal resorptions. Increased fetal resorptions were also seen in rabbits at doses of 14,000 times the systemic exposure following the maximum recommended human ophthalmic dose, in this case without apparent maternotoxicity.

There are no adequate and well-controlled studies in pregnant women. Dorzolamide hydrochloride and timolol maleate ophthalmic solution (preservative free) should be used during pregnancy only if the potential benefit justifies the potential risk to the fetus.

8.3 Nursing Mothers

It is not known whether dorzolamide is excreted in human milk. Timolol maleate has been detected in human milk following oral and ophthalmic drug administration. Because of the potential for serious adverse reactions from dorzolamide hydrochloride and timolol maleate ophthalmic solution (preservative free) in nursing infants, a decision should be made whether to discontinue nursing or to discontinue the drug, taking into account the importance of the drug to the mother.

8.4 Pediatric Use

The safety and effectiveness of dorzolamide hydrochloride ophthalmic solution and timolol maleate ophthalmic solution have been established when administered individually in pediatric patients aged 2 years and older. Use of these drug products in these children is supported by evidence from adequate and well-controlled studies in children and adults. Safety and efficacy in pediatric patients below the age of 2 years have not been established.

8.5 Geriatric Use

No overall differences in safety or effectiveness have been observed between elderly and younger patients.

10 OVERDOSAGE

Symptoms consistent with systemic administration of beta-blockers or carbonic anhydrase inhibitors may occur, including electrolyte imbalance, development of an acidotic state, dizziness, headache, shortness of breath, bradycardia, bronchospasm, cardiac arrest and possible central nervous system effects. Serum electrolyte levels (particularly potassium) and blood pH levels should be monitored [See *Adverse Reactions (6)*].

A study of patients with renal failure showed that timolol did not dialyze readily.

11 DESCRIPTION

Dorzolamide hydrochloride and timolol maleate ophthalmic solution, USP (preservative free) is the combination of a topical carbonic anhydrase inhibitor and a topical beta-adrenergic receptor blocking agent.

Dorzolamide hydrochloride, USP is described chemically as: (4*S-trans*)-4-(ethylamino)-5,6-dihydro-6methyl-4*H*-thieno[2,3-*b*]thiopyran-2-sulfonamide 7,7-dioxide monohydrochloride. Dorzolamide hydrochloride is optically active. The specific rotation is:

$$[\alpha]_{405 \text{ nm}}^{25^\circ \text{C}} \quad (\text{C}=1, \text{ water}) = \sim - 17^\circ.$$

Its empirical formula is $\text{C}_{10}\text{H}_{16}\text{N}_2\text{O}_4\text{S}_3 \cdot \text{HCl}$ and its structural formula is:

Dorzolamide hydrochloride, USP has a molecular weight of 360.91. It is a white or almost white crystalline powder, which is soluble in water and slightly soluble in methanol and very slightly soluble in anhydrous ethanol.

Timolol maleate, USP is described chemically as: (-)-1-(*tert*-butylamino)-3-[(4-morpholino-1,2,5thiadiazol-3-yl)oxy]-2-propanol maleate (1:1) (salt). Timolol maleate, USP possesses an asymmetric carbon atom in its structure and is provided as the levo-isomer. The optical rotation of timolol maleate is:

$[\alpha]_{405}^{25}$ in 1N HCl (C=5) = -12.2° (-11.7° to -12.5°).

Its molecular formula is $C_{13}H_{24}N_4O_3S \cdot C_4H_4O_4$ and its structural formula is:

Timolol maleate, USP has a molecular weight of 432.50. It is a white, or practically white, odorless or practically odorless powder which is soluble in water, in alcohol, and in methanol; sparingly soluble in chloroform and in propylene glycol; insoluble in ether and in cyclohexane. Timolol maleate, USP is stable at room temperature.

Dorzolamide hydrochloride and timolol maleate ophthalmic solution, USP (preservative free) is supplied as a sterile, clear, colorless to nearly colorless, isotonic, buffered, slightly viscous, aqueous solution. The pH of the solution is approximately 5.65, and the osmolarity is 242 - 323 mOsm. Each mL of dorzolamide hydrochloride and timolol maleate ophthalmic solution, USP (preservative free) contains 20 mg dorzolamide (22.26 mg of dorzolamide hydrochloride) and 5 mg timolol (6.83 mg timolol maleate). Inactive ingredients are sodium citrate dihydrate, hydroxyethyl cellulose, sodium hydroxide, mannitol, and water for injection.

Dorzolamide hydrochloride and timolol maleate ophthalmic solution, USP (preservative free) does not contain a preservative.

12 CLINICAL PHARMACOLOGY

12.1 Mechanism of Action

Dorzolamide hydrochloride and timolol maleate ophthalmic solution (preservative free) is comprised of two components: dorzolamide hydrochloride and timolol maleate. Each of these two components decreases elevated intraocular pressure, whether or not associated with glaucoma, by reducing aqueous humor secretion. Elevated intraocular pressure is a major risk factor in the pathogenesis of optic nerve damage and glaucomatous visual field loss. The higher the level of intraocular pressure, the greater the likelihood of glaucomatous field loss and optic nerve damage.

Dorzolamide hydrochloride is an inhibitor of human carbonic anhydrase II. Inhibition of carbonic anhydrase in the ciliary processes of the eye decreases aqueous humor secretion, presumably by slowing the formation of bicarbonate ions with subsequent reduction in sodium and fluid transport. Timolol maleate is a beta₁ and beta₂ (non-selective) adrenergic receptor blocking agent that does not have significant intrinsic sympathomimetic, direct myocardial depressant, or local anesthetic (membrane-stabilizing) activity. The combined effect of these two agents administered as dorzolamide hydrochloride and timolol maleate ophthalmic solution (preservative free) administered twice daily results in additional intraocular pressure reduction compared to either component administered alone, but the reduction is not as much as when dorzolamide administered three times daily and timolol twice daily are administered concomitantly [*See Clinical Studies (14)*].

12.3 Pharmacokinetics

Dorzolamide Hydrochloride

When topically applied, dorzolamide reaches the systemic circulation. To assess the potential for systemic carbonic anhydrase inhibition following topical administration, drug and metabolite concentrations in RBCs and plasma and carbonic anhydrase inhibition in RBCs were measured. Dorzolamide accumulates in RBCs during chronic dosing as a result of binding to CA-II. The parent drug forms a single N-desethyl metabolite, which inhibits CA-II less potently than the parent drug but also inhibits CA-I. The metabolite also accumulates in RBCs where it binds primarily to CA-I. Plasma concentrations of dorzolamide and metabolite are generally below the assay limit of quantitation (15nM). Dorzolamide binds moderately to plasma proteins (approximately 33%).

Dorzolamide is primarily excreted unchanged in the urine; the metabolite also is excreted in urine. After dosing is stopped, dorzolamide washes out of RBCs nonlinearly, resulting in a rapid decline of drug concentration initially, followed by a slower elimination phase with a half-life of about four months.

To simulate the systemic exposure after long-term topical ocular administration, dorzolamide was given orally to eight healthy subjects for up to 20 weeks. The oral dose of 2 mg twice daily closely approximates the amount of drug delivered by topical ocular administration of dorzolamide 2% three times daily. Steady state was reached within 8 weeks. The inhibition of CA-II and total carbonic anhydrase activities was below the degree of inhibition anticipated to be necessary for a pharmacological effect on renal function and respiration in healthy individuals.

Timolol Maleate

In a study of plasma drug concentrations in six subjects, the systemic exposure to timolol was determined following twice daily topical administration of timolol maleate

ophthalmic solution 0.5%. The mean peak plasma concentration following morning dosing was 0.46 ng/mL.

13 NONCLINICAL TOXICOLOGY

13.1 Carcinogenesis, Mutagenesis, Impairment of Fertility

In a two-year study of dorzolamide hydrochloride administered orally to male and female Sprague-Dawley rats, urinary bladder papillomas were seen in male rats in the highest dosage group of 20 mg/kg/day (250 times the recommended human ophthalmic dose). Papillomas were not seen in rats given oral doses equivalent to approximately 12 times the recommended human ophthalmic dose. No treatment-related tumors were seen in a 21-month study in female and male mice given oral doses up to 75 mg/kg/day (~900 times the recommended human ophthalmic dose).

The increased incidence of urinary bladder papillomas seen in the high-dose male rats is a class-effect of carbonic anhydrase inhibitors in rats. Rats are particularly prone to developing papillomas in response to foreign bodies, compounds causing crystalluria, and diverse sodium salts.

No changes in bladder urothelium were seen in dogs given oral dorzolamide hydrochloride for one year at 2 mg/kg/day (25 times the recommended human ophthalmic dose) or monkeys dosed topically to the eye at 0.4 mg/kg/day (~5 times the recommended human ophthalmic dose) for one year.

In a two-year study of timolol maleate administered orally to rats, there was a statistically significant increase in the incidence of adrenal pheochromocytomas in male rats administered 300 mg/kg/day (approximately 42,000 times the systemic exposure following the maximum recommended human ophthalmic dose). Similar differences were not observed in rats administered oral doses equivalent to approximately 14,000 times the maximum recommended human ophthalmic dose.

In a lifetime oral study of timolol maleate in mice, there were statistically significant increases in the incidence of benign and malignant pulmonary tumors, benign uterine polyps and mammary adenocarcinomas in female mice at 500 mg/kg/day, (approximately 71,000 times the systemic exposure following the maximum recommended human ophthalmic dose), but not at 5 or 50 mg/kg/day (approximately 700 or 7,000, respectively, times the systemic exposure following the maximum recommended human ophthalmic dose). In a subsequent study in female mice, in which post-mortem examinations were limited to the uterus and the lungs, a statistically significant increase in the incidence of pulmonary tumors was again observed at 500 mg/kg/day.

The increased occurrence of mammary adenocarcinomas was associated with elevations in serum prolactin which occurred in female mice administered oral timolol at 500 mg/kg/day, but not at doses of 5 or 50 mg/kg/day. An increased incidence of mammary adenocarcinomas in rodents has been associated with administration of several other therapeutic agents that elevate serum prolactin, but no correlation between serum prolactin levels and mammary tumors has been established in humans. Furthermore, in adult human female subjects who received oral dosages of up to 60 mg of timolol maleate (the maximum recommended human oral dosage), there were no clinically meaningful changes in serum prolactin.

The following tests for mutagenic potential were negative for dorzolamide: (1) *in vivo* (mouse) cytogenetic assay; (2) *in vitro* chromosomal aberration assay; (3) alkaline elution assay; (4) V-79 assay; and (5) Ames test.

Timolol maleate was devoid of mutagenic potential when tested *in vivo* (mouse) in the micronucleus test and cytogenetic assay (doses up to 800 mg/kg) and *in vitro* in a neoplastic cell transformation assay (up to 100 µg/mL). In Ames tests the highest concentrations of timolol employed, 5,000 or 10,000 µg/plate, were associated with statistically significant elevations of revertants observed with tester strain TA100 (in seven replicate assays), but not in the remaining three strains. In the assays with tester strain TA100, no consistent dose response relationship was observed, and the ratio of test to control revertants did not reach 2. A ratio of 2 is usually considered the criterion for a positive Ames test.

Reproduction and fertility studies in rats with either timolol maleate or dorzolamide hydrochloride demonstrated no adverse effect on male or female fertility at doses up to approximately 100 times the systemic exposure following the maximum recommended human ophthalmic dose.

14 CLINICAL STUDIES

14.1 Dorzolamide Hydrochloride and Timolol Maleate Ophthalmic Solution Efficacy

Clinical studies of 3 to 15 months duration were conducted to compare the IOP-lowering effect over the course of the day of dorzolamide hydrochloride and timolol maleate ophthalmic solution twice daily (dosed morning and bedtime) to individually- and concomitantly-administered 0.5% timolol twice daily and 2.0% dorzolamide twice and three times daily. The IOP-lowering effect of dorzolamide hydrochloride and timolol maleate ophthalmic solution twice daily was greater (1-3 mmHg) than that of monotherapy with either 2.0% dorzolamide three times daily or 0.5% timolol twice daily. The IOP-lowering effect of dorzolamide hydrochloride and timolol maleate ophthalmic solution twice daily was approximately 1 mmHg less than that of concomitant therapy with 2.0% dorzolamide three times daily and 0.5% timolol twice daily.

Open-label extensions of two studies were conducted for up to 12 months. During this period, the IOP-lowering effect of dorzolamide hydrochloride and timolol maleate ophthalmic solution twice daily was consistent during the 12 month follow-up period.

14.2 Dorzolamide Hydrochloride and Timolol Maleate Ophthalmic Solution (Preservative Free) Equivalence Study

In an active-treatment controlled, parallel, double-masked study in 261 patients with elevated intraocular pressure ≥ 22 mmHg in one or both eyes, dorzolamide hydrochloride and timolol maleate ophthalmic solution (Preservative Free) had an IOP-lowering effect equivalent to that of dorzolamide hydrochloride and timolol maleate ophthalmic solution.

16 HOW SUPPLIED/STORAGE AND HANDLING

Dorzolamide hydrochloride and timolol maleate ophthalmic solution, USP (preservative

free) is supplied in a foil pouch containing 5 low density polyethylene 0.2 mL single-use containers.

Carton of 12 pouches NDC 50742-323-60, package of 60 single-use vials.

Store dorzolamide hydrochloride and timolol maleate ophthalmic solution, USP (preservative free) at 20° to 25°C (68° to 77°F) [See USP controlled room temperature]. Do not freeze.

Store in the original pouch. After the pouch is opened, store the remaining single-use containers in the foil pouch to protect from light. Write down the date you open the foil pouch in the space provided on the pouch. Discard any unused containers 15 days after first opening the pouch.

17 PATIENT COUNSELING INFORMATION

See FDA-Approved Patient Labeling (Patient Information).

17.1 Potential for Exacerbation of Asthma and COPD

Dorzolamide hydrochloride and timolol maleate ophthalmic solution (preservative free) may cause severe worsening of asthma and COPD symptoms including death due to bronchospasm. Patients with bronchial asthma, a history of bronchial asthma, severe chronic obstructive pulmonary disease should be advised not to take this product [See *Contraindications (4.1)*].

17.2 Potential of Cardiovascular Effects

Dorzolamide hydrochloride and timolol maleate ophthalmic solution (preservative free) may cause worsening of cardiac symptoms. Patients with sinus bradycardia, second or third degree atrioventricular block, or cardiac failure should be advised not to take this product [See *Contraindications (4.2)*].

17.3 Sulfonamide Reactions

Dorzolamide hydrochloride and timolol maleate ophthalmic solution (preservative free) contains dorzolamide (which is a sulfonamide) and, although administered topically, is absorbed systemically. Therefore the same types of adverse reactions that are attributable to sulfonamides may occur with topical administration, including severe skin reactions. Patients should be advised that if serious or unusual reactions or signs of hypersensitivity occur, they should discontinue the use of the product and seek their physician's advice [See *Warnings and Precautions (5.3)*].

17.4 Handling the Single-Use Container

Dorzolamide hydrochloride and timolol maleate ophthalmic solution (preservative free) is a sterile solution that does not contain a preservative. The solution from one individual unit is to be used immediately after opening for administration to one or both eyes. Since sterility cannot be maintained after the individual unit is opened, the remaining contents should be discarded immediately after administration.

17.5 Intercurrent Ocular Conditions

Patients also should be advised that if they have ocular surgery or develop an intercurrent ocular condition (e.g., trauma or infection), they should immediately seek their physician's advice concerning the continued use of this product.

17.6 Concomitant Topical Ocular Therapy


If more than one topical ophthalmic drug is being used, the drugs should be administered at least five minutes apart.

Manufactured for:

Ingenus Pharmaceuticals, LLC

Orlando, FL 32839-6408

Made in France



PATIENT PACKAGE INSERT

Patient Information
<p>Dorzolamide Hydrochloride and Timolol Maleate Ophthalmic Solution, USP 2%/0.5% (Preservative Free) (dor zoe' la mide hye'' droe klor' ide and tim' oh lol mal' ee ate)</p>
<p>Read this information before you start using dorzolamide hydrochloride and timolol maleate ophthalmic solution (preservative free) and each time you get a refill. There may be new information. This information does not take the place of talking to your doctor about your medical condition or your treatment.</p>
<p>What is dorzolamide hydrochloride and timolol maleate ophthalmic solution (preservative free)?</p> <p>Dorzolamide hydrochloride and timolol maleate ophthalmic solution (preservative free) is a prescription sterile eye drop solution that contains 2 medicines, dorzolamide hydrochloride (a sulfonamide carbonic anhydrase inhibitor) and timolol maleate (a beta-adrenergic blocker). Dorzolamide hydrochloride and timolol maleate ophthalmic solution (preservative free) is used to lower the pressure in the eye (intraocular pressure) in people with open-angle glaucoma or ocular hypertension, when their eye pressure is too high and beta-adrenergic blocker medicines alone have not adequately lowered the pressure.</p> <p>It is not known if dorzolamide hydrochloride and timolol maleate ophthalmic solution (preservative free) is safe and effective in children under 2 years of age.</p>
<p>Who should not use dorzolamide hydrochloride and timolol maleate ophthalmic solution (preservative free)?</p> <p>Do not use dorzolamide hydrochloride and timolol maleate ophthalmic solution (preservative free) if you:</p>

- have or have had asthma
 - have or have had severe lung problems (chronic obstructive pulmonary disease)
 - have heart problems, including slow or irregular heartbeat or heart failure
 - are allergic to dorzolamide hydrochloride, timolol maleate, or any of the ingredients in dorzolamide hydrochloride and timolol maleate ophthalmic solution (preservative free). See the end of this leaflet for a complete list of ingredients in dorzolamide hydrochloride and timolol maleate ophthalmic solution (preservative free).
- Talk to your healthcare provider before taking this medicine if you have any of these conditions.

What should I tell my doctor before using dorzolamide hydrochloride and timolol maleate ophthalmic solution (preservative free)?

Before you use dorzolamide hydrochloride and timolol maleate ophthalmic solution (preservative free), tell your doctor if you:

- have problems with muscle weakness (myasthenia gravis)
- have diabetes or problems with low blood sugar (hypoglycemia)
- have thyroid, kidney, or liver problems
- are planning to have surgery
- are allergic to sulfa drugs
- have or have had eye problems, including any surgery on your eye or eyes, or are using any other eye medicines
- have any other medical problems
- are pregnant or plan to become pregnant. It is not known if dorzolamide hydrochloride and timolol maleate ophthalmic solution (preservative free) will harm your unborn baby. If you become pregnant while using dorzolamide hydrochloride and timolol maleate ophthalmic solution (preservative free) talk to your doctor right away.
- are breastfeeding or plan to breastfeed. It is not known whether dorzolamide passes into your breast milk however, timolol has been detected in breast milk. Talk to your doctor about the best way to feed your baby if you use dorzolamide hydrochloride and timolol maleate ophthalmic solution (preservative free).

Tell your doctor about all the medicines you take, including prescription and non-prescription medicines, vitamins, and herbal supplements.

Dorzolamide hydrochloride and timolol maleate ophthalmic solution (preservative free) and other medicines may affect each other causing side effects. Dorzolamide hydrochloride and timolol maleate ophthalmic solution (preservative free) may affect the way other medicines work, and other medicines may affect how dorzolamide hydrochloride and timolol maleate ophthalmic solution (preservative free) works.

Know the medicines you take. Keep a list of them to show your doctor and pharmacist when you get a new medicine.

How should I use dorzolamide hydrochloride and timolol maleate ophthalmic solution (preservative free)?

Read the Instructions for Use at the end of this Patient Information leaflet for additional instructions about the right way to use dorzolamide hydrochloride and timolol maleate ophthalmic solution (preservative free).

- Use dorzolamide hydrochloride and timolol maleate ophthalmic solution (preservative free) exactly as your doctor tells you.
- **Use 1 drop of dorzolamide hydrochloride and timolol maleate ophthalmic solution (preservative free) in your eye (or eyes) in the morning and 1 drop in the evening.**
- If you use other medicines in your eye, wait at least 5 minutes between using dorzolamide hydrochloride and timolol maleate ophthalmic solution (preservative free) and your other eye medicines.
- Use your dorzolamide hydrochloride and timolol maleate ophthalmic solution (preservative free) right away after opening. Each dorzolamide hydrochloride and timolol maleate ophthalmic solution (preservative free) single-use container is sterile and is to be used 1 time then thrown away.
- Do not save any dorzolamide hydrochloride and timolol maleate ophthalmic solution (preservative free) that may be left over after you use a single-use container. Using dorzolamide hydrochloride and timolol maleate ophthalmic solution (preservative free) that is not sterile may cause other eye problems.

What are the possible side effects of dorzolamide hydrochloride and timolol maleate ophthalmic solution (preservative free)?

Dorzolamide hydrochloride and timolol maleate ophthalmic solution (preservative free) may cause serious side effects including:

- **severe breathing problems.** These breathing problems can happen in people who have asthma, chronic obstructive pulmonary disease, or heart failure and can cause death. Tell your doctor right away if you have breathing problems while taking dorzolamide hydrochloride and timolol maleate ophthalmic solution (preservative free).
- **heart failure.** This can happen in people who already have heart failure and in people who have never had heart failure before. Tell your doctor right away if you get any of these symptoms of heart failure while taking dorzolamide hydrochloride and timolol maleate ophthalmic solution (preservative free):
 - shortness of breath
 - irregular heartbeat (palpitations)
 - swelling of your ankles or feet
 - sudden weight gain
- **severe allergic reactions.** These allergic reactions can happen the first time you use dorzolamide hydrochloride and timolol maleate ophthalmic solution (preservative free) or after you have been using dorzolamide hydrochloride and timolol maleate ophthalmic solution (preservative free) for a while and may cause death. **Stop taking dorzolamide hydrochloride and timolol maleate ophthalmic solution (preservative free) and call your doctor right away or get emergency help if you get any of these symptoms of an allergic reaction:**
 - swelling of your face, lips, mouth, or tongue
 - trouble breathing
 - wheezing
 - severe itching

- skin rash, redness, or swelling
- dizziness or fainting
- fast heartbeat or pounding in your chest (tachycardia)
- sweating

● **worsening muscle weakness.** Dorzolamide hydrochloride and timolol maleate ophthalmic solution (preservative free) can cause muscle weakness to get worse in people who already have problems with muscle weakness (myasthenia gravis).

● **kidney problems.** Your doctor may do tests to check your kidney function while you use dorzolamide hydrochloride and timolol maleate ophthalmic solution (preservative free).

● **swelling of your eye (cornea)**

The most common side effects of dorzolamide hydrochloride and timolol maleate ophthalmic solution (preservative free) include:

- a bitter, sour, or unusual taste in your mouth after using dorzolamide hydrochloride and timolol maleate ophthalmic solution (preservative free)
- burning, stinging, redness, or itching of the eye
- blurred vision
- painful, red, watery eyes with increased sensitivity (superficial punctate keratitis)

Tell your doctor if you have any new eye problems while using dorzolamide hydrochloride and timolol maleate ophthalmic solution (preservative free) including:

- an eye injury
- an eye infection
- a sudden loss of vision
- eye surgery
- swelling and redness of and around your eye (conjunctivitis)
- problems with your eyelids

Tell your doctor if you have any other side effects that bother you.

These are not all the possible side effects of dorzolamide hydrochloride and timolol maleate ophthalmic solution (preservative free). For more information, ask your doctor or pharmacist.

Call your doctor about medical advice about side effects. You may report side effects to FDA at 1-800-FDA-1088.

What should I do in case of an overdose?

If you swallow the contents of the container, contact your doctor immediately. Among other effects, you may feel light-headed, have difficulty breathing, or feel your heart rate has slowed.

How should I store dorzolamide hydrochloride and timolol maleate ophthalmic solution (preservative free)?

- Store dorzolamide hydrochloride and timolol maleate ophthalmic solution (preservative free) at room temperature between 68°F to 77°F (20°C to 25°C) [See USP controlled room temperature]. Do not freeze.
- Keep the dorzolamide hydrochloride and timolol maleate ophthalmic solution (preservative free) single-use containers in their original foil pouch to protect from light.
- Write down the date you open the foil pouch in the space provided on the pouch.
- Throw away all unused dorzolamide hydrochloride and timolol maleate

ophthalmic solution (preservative free) single-use containers 15 days after first opening the pouch.

Keep dorzolamide hydrochloride and timolol maleate ophthalmic solution (preservative free) and all medicines out of the reach of children.

General information about the safe and effective use of dorzolamide hydrochloride and timolol maleate ophthalmic solution (preservative free).

Medicines are sometimes prescribed for purposes other than those listed in a Patient Information leaflet. Do not use dorzolamide hydrochloride and timolol maleate ophthalmic solution (preservative free) for a condition for which it was not prescribed. Do not give dorzolamide hydrochloride and timolol maleate ophthalmic solution (preservative free) to other people, even if they have the same symptoms you have. It may harm them. This Patient Information leaflet summarizes the most important information about dorzolamide hydrochloride and timolol maleate ophthalmic solution (preservative free). If you would like more information, talk with your doctor. You can ask your pharmacist or doctor for information about dorzolamide hydrochloride and timolol maleate ophthalmic solution (preservative free) that is written for health professionals.

What are the ingredients in dorzolamide hydrochloride and timolol maleate ophthalmic solution (preservative free)?

Active ingredients: dorzolamide hydrochloride and timolol maleate

Inactive ingredients: sodium citrate dihydrate, hydroxyethyl cellulose, sodium hydroxide, mannitol, and water for injection.

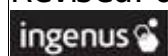
Manufactured for:

Ingenus Pharmaceuticals, LLC

Orlando, FL 32839-6408

Made in France

Revised: 01/2023



Instructions for Use

Read these instructions before using your dorzolamide hydrochloride and timolol maleate ophthalmic solution (preservative free) and each time you get a refill. There may be new information. This leaflet does not take the place of talking with your doctor about your medical condition or your treatment.

Important:

● **Dorzolamide hydrochloride and timolol maleate ophthalmic solution (preservative free) is for the eye only. Do not swallow dorzolamide hydrochloride and timolol maleate ophthalmic solution.**

● Dorzolamide hydrochloride and timolol maleate ophthalmic solution (preservative free) single-use containers are packaged in a foil pouch.

● Write down the date you open the foil pouch in the space provided on the pouch.

Every time you use dorzolamide hydrochloride and timolol maleate

ophthalmic solution (preservative free):

Step 1. Wash your hands.

Step 2. Take the strip of single-use containers from the pouch.

Step 3. Pull off 1 single-use container from the strip.

Step 4. Put the remaining strip of single-use containers back in the pouch and fold the edge to close the pouch.

Step 5. Hold the single-use container upright. Make sure that the solution is in the bottom part of the single-use container **(See Figure A).**



(Figure A)

Step 6. Open the single-use container by twisting off the tab **(See Figure B)**.



(Figure B)

Step 7. Tilt your head backwards. If you are unable to tilt your head, lie down.

Step 8 . Place the tip of the single-use container close to your eye. Be careful not to touch your eye with the tip of the single-use container **(See Figure C)**.



(Figure C)

Step 9 . Pull the lower eyelid downwards and look up.
Step 10. Gently squeeze the container and let 1 drop of dorzolamide hydrochloride and timolol maleate ophthalmic solution (preservative free) fall into the space between your lower eyelid and your eye. If a drop misses your eye, try again (**See Figure D**).



(Figure D)

Step 11. Blot any excess solution from the skin around the eye with a tissue.

- If your doctor has told you to use drops in both eyes, repeat steps 7 to 11 for your other eye.
- There is enough dorzolamide hydrochloride and timolol maleate ophthalmic solution (preservative free) in 1 single-use container for 1 or both of your eyes.

● **Throw away the opened single-use container with any remaining dorzolamide hydrochloride and timolol maleate ophthalmic solution (preservative free) right away.**
This Patient Information and Instructions for Use have been approved by the U.S. Food and Drug Administration.


Manufactured for:

Ingenus Pharmaceuticals, LLC

Orlando, FL 32839-6408

Made in France

Revised: 01/2023




PACKAGE LABEL.PRINCIPAL DISPLAY PANEL

3090 Dorzolamide Hydrochloride Lot:
and Timolol Maleate
3090 Ophthalmic Solution, USP
3090 2% /0.5% (Preservative Free) Exp:

Dorzolamide Hydrochloride and Timolol Maleate Ophthalmic Solution - Container Label

2873



437801

NDC 50742-323-05

Dorzolamide Hydrochloride and Timolol Maleate Ophthalmic Solution, USP

2% / 0.5%

FOR TOPICAL APPLICATION IN THE EYE

Sterile

Preservative-Free

Contains:

Active Ingredients:

Each mL contains 22.3 mg of Dorzolamide Hydrochloride equivalent to 20 mg dorzolamide (2%) and 6.8 mg of Timolol Maleate equivalent 5 mg of timolol (0.5%).

Inactive Ingredients:

Sodium citrate dihydrate, Hydroxyethyl cellulose, Sodium Hydroxide (to adjust pH), Mannitol, and Water for Injection.

Storage:

Store at 20°C to 25°C (68°F to 77°F) [See USP Controlled Room Temperature]. Do not freeze. Store in the original pouch. After a pouch is opened, store the remaining single-use containers in the foil pouch to protect from light.

Throw away any unused single-use containers 15 days after first opening the pouch.

Write the date the pouch is opened here: _____

Rx Only

5 Single-Use Containers (0.2 mL each)



Usual Dosage: The usual dose is one drop in the morning and one drop in the evening in the affected eye(s). The solution from one single-use container is to be used immediately after opening in either one or both eyes. See the Package Insert for complete dosage information.

ATTENTION: Use the eye drops immediately after opening the container. Discard the opened container with any remaining contents immediately after use.

Manufactured for:

Ingenus Pharmaceuticals, LLC
Orlando, FL 32839-6408

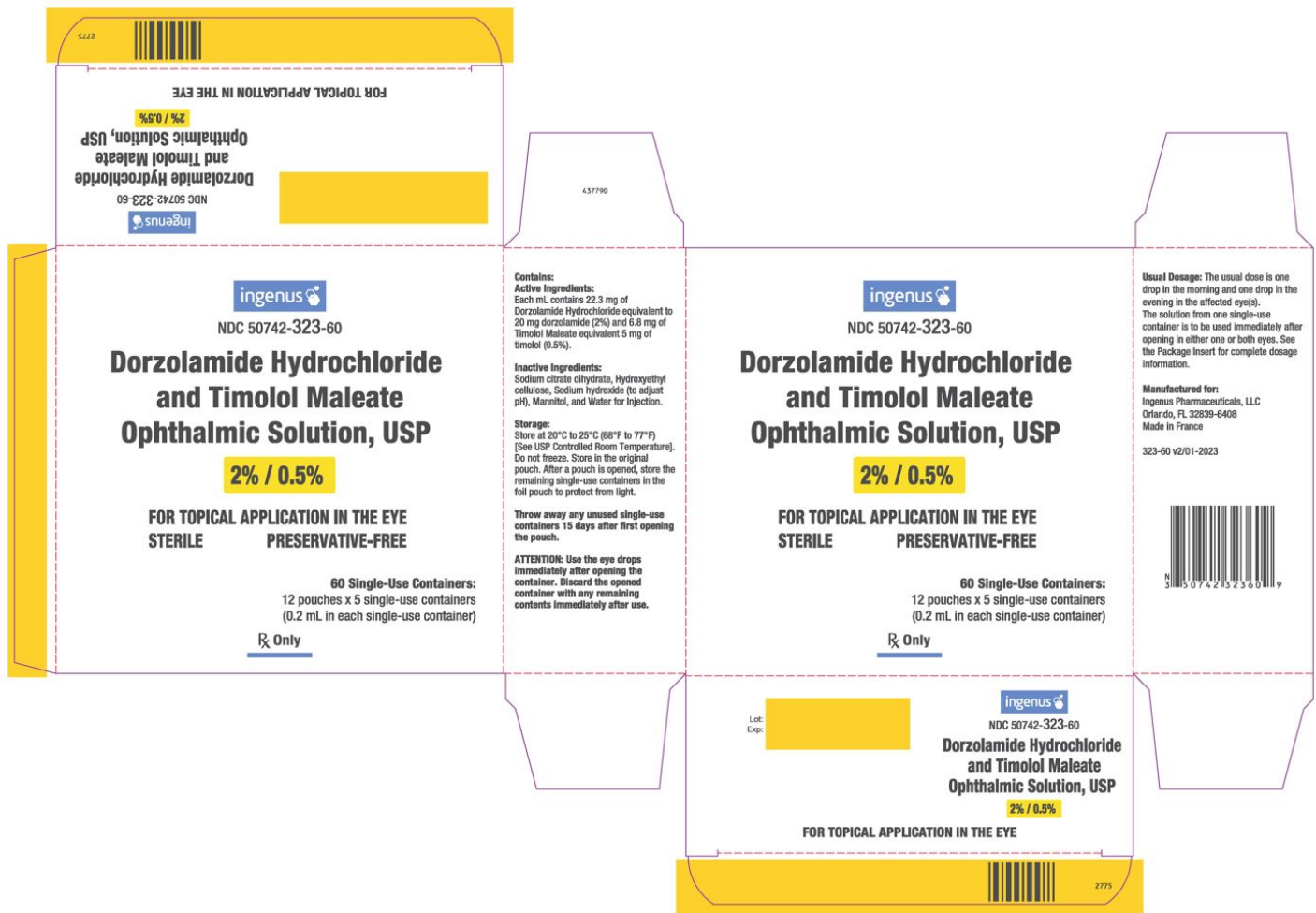
Made in France

323-05 v3/01-2023

LOT:

EXP:

Dorzolamide Hydrochloride and Timolol Maleate Ophthalmic Solution - Pouch Label



Dorzolamide Hydrochloride and Timolol Maleate Ophthalmic Solution - Carton Label

DORZOLAMIDE HYDROCHLORIDE AND TIMOLOL MALEATE

dorzolamide hydrochloride and timolol maleate solution/ drops

Product Information

Product Type	HUMAN PRESCRIPTION DRUG	Item Code (Source)	NDC:50742-323
Route of Administration	OPHTHALMIC		

Active Ingredient/Active Moiety

Ingredient Name	Basis of Strength	Strength
DORZOLAMIDE HYDROCHLORIDE (UNII: QZ O5366EW7) (DORZOLAMIDE - UNII:9JDX055TW1)	DORZOLAMIDE	20 mg in 1 mL
TIMOLOL MALEATE (UNII: P8Y54F701R) (TIMOLOL ANHYDROUS - UNII:5JKY92S7BR)	TIMOLOL ANHYDROUS	5 mg in 1 mL

Inactive Ingredients

Ingredient Name	Strength
HYDROXYETHYL CELLULOSE (2000 CPS AT 1%) (UNII: S38J6RZN16)	
MANNITOL (UNII: 3OWL53L36A)	

SODIUM CITRATE (UNII: 1Q73Q2JULR)	
SODIUM HYDROXIDE (UNII: 55X04QC32I)	
WATER (UNII: 059QF0KO0R)	

Packaging

#	Item Code	Package Description	Marketing Start Date	Marketing End Date
1	NDC:50742-323-60	12 in 1 CARTON	05/02/2023	
1	NDC:50742-323-05	5 in 1 POUCH		
1		0.2 mL in 1 VIAL; Type 9: Other Type of Part 3 Combination Product (e.g., Drug/Device/Biological Product)		

Marketing Information

Marketing Category	Application Number or Monograph Citation	Marketing Start Date	Marketing End Date
ANDA	ANDA217260	05/02/2023	

Labeler - Ingenus Pharmaceuticals, LLC (833250017)

Registrant - Ingenus Pharmaceuticals, LLC (833250017)

Establishment

Name	Address	ID/FEI	Business Operations
Kaysersberg Pharmaceuticals		267486052	ANALYSIS(50742-323) , LABEL(50742-323) , MANUFACTURE(50742-323) , PACK(50742-323)