

CEPHALEXIN- cephalixin capsule Blenheim Phamacal, Inc.

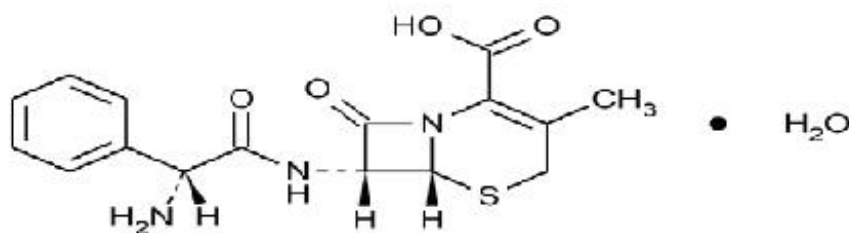
Rx Only

To reduce the development of drug-resistant bacteria and maintain the effectiveness of cephalixin capsules, USP and other antibacterial drugs, cephalixin capsules, USP should be used only to treat or prevent infections that are proven or strongly suspected to be caused by bacteria.

DESCRIPTION

Cephalixin capsules, USP is a semisynthetic cephalosporin antibiotic intended for oral administration. It is 7-(D- α -Amino- α -phenylacetamido)-3-methyl-3-cephem-4-carboxylic acid monohydrate. Cephalixin has the molecular formula $C_{16}H_{17}N_3O_4 \cdot H_2O$ and the molecular weight is 365.41.

Cephalixin has the following structural formula:



The nucleus of cephalixin is related to that of other cephalosporin antibiotics. The compound is a zwitterion; i.e., the molecule contains both a basic and an acidic group. The isoelectric point of cephalixin in water is approximately 4.5 to 5.

The crystalline form of cephalixin which is available is a monohydrate. It is a white crystalline solid having a bitter taste. Solubility in water is low at room temperature; 1 or 2 mg/mL may be dissolved readily, but higher concentrations are obtained with increasing difficulty.

The cephalosporins differ from penicillins in the structure of the bicyclic ring system. Cephalixin has a *D*-phenylglycyl group as substituent at the 7-amino position and an unsubstituted methyl group at the 3-position.

Each capsule contains cephalixin monohydrate equivalent to 250 mg, 333 mg, 500 mg, or 750 mg of cephalixin. The 250 mg, 333 mg, 500 mg and 750 mg capsules contain anhydrous lactose, colloidal silicon dioxide, magnesium stearate, FD & C Blue No. 1, D & C Yellow No. 10, gelatin, sodium lauryl sulphate, titanium dioxide. In addition, the 250 mg capsule contains FD & C Red No. 40; 333 mg and 750 mg Capsules contains FD & C Yellow No. 6. The imprinting ink contains; shellac, propylene glycol, strong ammonia solution, and potassium hydroxide. Also black Iron oxide is used in 250mg,333mg and 500mg and titanium dioxide is used in 750mg.

CLINICAL PHARMACOLOGY

Human Pharmacology

Cephalixin is acid stable and may be given without regard to meals. It is rapidly absorbed after oral administration. Following doses of 250 mg, 500 mg, and 1 g, average peak serum levels of approximately 9, 18, and 32 mcg/mL respectively were obtained at 1 hour. Measurable levels were present 6 hours after administration. Cephalixin is excreted in the urine by glomerular filtration and

tubular secretion. Studies showed that over 90% of the drug was excreted unchanged in the urine within 8 hours. During this period, peak urine concentrations following the 250-mg, 500-mg, and 1-g doses were approximately 1000, 2200, and 5000 mcg/mL respectively.

Microbiology

In vitro tests demonstrate that the cephalosporins are bactericidal because of their inhibition of cell-wall synthesis. Cephalexin has been shown to be active against most strains of the following microorganisms both *in vitro* and in clinical infections as described in the **INDICATIONS AND USAGE** section.

Aerobes, Gram-positive:

Staphylococcus aureus (including penicillinase-producing strains)

Streptococcus pneumoniae (penicillin-susceptible strains)

Streptococcus pyogenes

Aerobes, Gram-negative:

Escherichia coli

Haemophilus influenzae

Klebsiella pneumoniae

Moraxella (Branhamella) catarrhalis

Proteus mirabilis

Note — Methicillin-resistant staphylococci and most strains of enterococci (*Enterococcus faecalis* [formerly *Streptococcus faecalis*]) are resistant to cephalosporins, including cephalexin. It is not active against most strains of *Enterobacter* spp., *Morganella morganii*, and *Proteus vulgaris*. It has no activity against *Pseudomonas* spp. or *Acinetobacter calcoaceticus*. Penicillin-resistant *Streptococcus pneumoniae* is usually cross-resistant to beta-lactam antibiotics.

Susceptibility Tests

Dilution techniques — Quantitative methods are used to determine antimicrobial minimal inhibitory concentrations (MIC's). These MIC's provide estimates of the susceptibility of bacteria to antimicrobial compounds. The MIC's should be determined using a standardized procedure. Standardized procedures are based on a dilution method^{1 to 3} (broth or agar) or equivalent with standardized inoculum concentrations and standardized concentrations of cephalothin powder. The MIC values should be interpreted according to the following criteria:

<u>MIC (mcg/mL)</u>	<u>Interpretation</u>	
≤8	Susceptible	(S)
16	Intermediate	(I)
≥32	Resistant	(R)

A report of "Susceptible" indicates that the pathogen is likely to be inhibited if the antimicrobial compound in the blood reaches the concentrations usually achievable. A report of "Intermediate" indicates that the result should be considered equivocal, and, if the microorganism is not fully susceptible to alternative, clinically feasible drugs, the test should be repeated. This category implies possible clinical applicability in body sites where the drug is physiologically concentrated or in situations where high dosage of drug can be used. This category also provides a buffer zone which prevents small uncontrolled technical factors from causing major discrepancies in interpretation. A report of "Resistant" indicates that the pathogen is not likely to be inhibited if the antimicrobial compound in the blood reaches the concentrations usually achievable; other therapy should be selected.

Standardized susceptibility test procedures require the use of laboratory control microorganisms to control the technical aspects of the laboratory procedures. Standard cephalothin powder should provide the following MIC values:

<u>Microorganism</u>		<u>MIC (mcg/mL)</u>
<i>E. coli</i>	ATCC25922	4 to 16
<i>S. aureus</i>	ATCC29213	0.12 to 0.5

Diffusion techniques — Quantitative methods that require measurement of zone diameters also provide reproducible estimates of the susceptibility of bacteria to antimicrobial compounds. One such standardized procedure^{2,3} requires the use of standardized inoculum concentrations. This procedure uses paper disks impregnated with 30 mcg cephalothin to test the susceptibility of microorganisms to cephalixin.

Reports from the laboratory providing results of the standard single-disk susceptibility test with a 30 mcg cephalothin disk should be interpreted according to the following criteria:

<u>Zone Diameter (mm)</u>	<u>Interpretation</u>	
≥18	Susceptible	(S)
15 to 17	Intermediate	(I)
≤14	Resistant	(R)

Interpretation should be as stated above for results using dilution techniques. Interpretation involves correlation of the diameter obtained in the disk test with the MIC for cephalixin.

As with standard dilution techniques, diffusion methods require the use of laboratory control microorganisms that are used to control the technical aspects of the laboratory procedures. For the diffusion technique, the 30 mcg cephalothin disk should provide the following zone diameters in these laboratory test quality control strains:

<u>Microorganism</u>		<u>Zone Diameter (mm)</u>
<i>E. coli</i>	ATCC25922	15 to 21
<i>S. aureus</i>	ATCC25923	29 to 37

INDICATIONS & USAGE

Cephalixin capsules, USP is indicated for the treatment of the following infections when caused by susceptible strains of the designated microorganisms:

Respiratory tract infections caused by *Streptococcus pneumoniae* and *Streptococcus pyogenes* (Penicillin is the usual drug of choice in the treatment and prevention of streptococcal infections, including the prophylaxis of rheumatic fever. Cephalixin capsules, USP is generally effective in the eradication of streptococci from the nasopharynx; however, substantial data establishing the efficacy of cephalixin in the subsequent prevention of rheumatic fever are not available at present.)

Otitis media due to *Streptococcus pneumoniae*, *Haemophilus influenzae*, *Staphylococcus aureus*, *Streptococcus pyogenes*, and *Moraxella catarrhalis*

Skin and skin structure infections caused by *Staphylococcus aureus* and/or *Streptococcus pyogenes*

Bone infections caused by *Staphylococcus aureus* and/or *Proteus mirabilis*

Genitourinary tract infections, including acute prostatitis, caused by *Escherichia coli*, *Proteus mirabilis*, and *Klebsiella pneumoniae*

Note-Culture and susceptibility tests should be initiated prior to and during therapy. Renal function studies should be performed when indicated.

To reduce the development of drug-resistant bacteria and maintain the effectiveness of cephalexin capsules, USP and other antibacterial drugs, cephalexin capsules, USP should be used only to treat or prevent infections that are proven or strongly suspected to be caused by susceptible bacteria. When culture and susceptibility information are available, they should be considered in selecting or modifying antibacterial therapy. In the absence of such data, local epidemiology and susceptibility patterns may contribute to the empiric selection of therapy.

CONTRAINDICATIONS

Cephalexin is contraindicated in patients with known allergy to the cephalosporin group of antibiotics.

WARNINGS

BEFORE THERAPY WITH CEPHALEXIN IS INSTITUTED, CAREFUL INQUIRY SHOULD BE MADE TO DETERMINE WHETHER THE PATIENT HAS HAD PREVIOUS HYPERSENSITIVITY REACTIONS TO CEPHALEXIN, CEPHALOSPORINS, PENICILLINS, OR OTHER DRUGS. IF THIS PRODUCT IS TO BE GIVEN TO PENICILLIN-SENSITIVE PATIENTS, CAUTION SHOULD BE EXERCISED BECAUSE CROSS-HYPERSENSITIVITY AMONG BETA-LACTAM ANTIBIOTICS HAS BEEN CLEARLY DOCUMENTED AND MAY OCCUR IN UP TO 10% OF PATIENTS WITH A HISTORY OF PENICILLIN ALLERGY. IF AN ALLERGIC REACTION TO CEPHALEXIN OCCURS, DISCONTINUE THE DRUG. SERIOUS ACUTE HYPERSENSITIVITY REACTIONS MAY REQUIRE TREATMENT WITH EPINEPHRINE AND OTHER EMERGENCY MEASURES, INCLUDING OXYGEN, INTRAVENOUS FLUIDS, INTRAVENOUS ANTIHISTAMINES, CORTICOSTEROIDS, PRESSOR AMINES AND AIRWAY MANAGEMENT, AS CLINICALLY INDICATED.

There is some clinical and laboratory evidence of partial cross-allergenicity of the penicillins and the cephalosporins. Patients have been reported to have had severe reactions (including anaphylaxis) to both drugs.

Any patient who has demonstrated some form of allergy, particularly to drugs, should receive antibiotics cautiously. No exception should be made with regard to cephalexin.

***Clostridium difficile* associated diarrhea (CDAD)** has been reported with use of nearly all antibacterial agents, including cephalexin, and may range in severity from mild diarrhea to fatal colitis. Treatment with antibacterial agents alters the normal flora of the colon leading to overgrowth of *C.difficile*.

C. difficile produces toxins A and B which contribute to the development of CDAD. Hypertoxin producing strains of *C. difficile* cause increased morbidity and mortality, as these infections can be refractory to antimicrobial therapy and may require colectomy. CDAD must be considered in all patients who present with diarrhea following antibiotic use. Careful medical history is necessary since CDAD has been reported to occur over two months after the administration of antibacterial agents.

If CDAD is suspected or confirmed, ongoing antibiotic use not directed against *C. difficile* may need to be discontinued. Appropriate fluid and electrolyte management, protein supplementation, antibiotic treatment of *C. difficile*, and surgical evaluation should be instituted as clinically indicated.

PRECAUTIONS

General

Prescribing cephalexin in the absence of a proven or strongly suspected bacterial infection or a prophylactic indication is unlikely to provide benefit to the patient and increases the risk of the development of drug-resistant bacteria.

Patients should be followed carefully so that any side effects or unusual manifestations of drug idiosyncrasy may be detected. If an allergic reaction to cephalexin occurs, the drug should be discontinued and the patient treated with the usual agents (e.g., epinephrine or other pressor amines, antihistamines, or corticosteroids).

Prolonged use of cephalexin may result in the overgrowth of nonsusceptible organisms. Careful observation of the patient is essential. If superinfection occurs during therapy, appropriate measures should be taken.

Positive direct Coombs' tests have been reported during treatment with the cephalosporin antibiotics. In hematologic studies or in transfusion cross-matching procedures when antiglobulin tests are performed on the minor side or in Coombs' testing of newborns whose mothers have received cephalosporin antibiotics before parturition, it should be recognized that a positive Coombs' test may be due to the drug.

Cephalexin should be administered with caution in the presence of markedly impaired renal function. Under such conditions, careful clinical observation and laboratory studies should be made because safe dosage may be lower than that usually recommended.

Indicated surgical procedures should be performed in conjunction with antibiotic therapy.

Broad-spectrum antibiotics should be prescribed with caution in individuals with a history of gastrointestinal disease, particularly colitis.

Cephalosporins may be associated with a fall in prothrombin activity. Those at risk include patients with renal or hepatic impairment, or poor nutritional state, as well as patients receiving a protracted course of antimicrobial therapy, and patients previously stabilized on anticoagulant therapy. Prothrombin time should be monitored in patients at risk and exogenous vitamin K administered as indicated.

Information for Patients

Patients should be counseled that antibacterial drugs including cephalexin should only be used to treat bacterial infections. They do not treat viral infections (e.g., the common cold). When cephalexin is prescribed to treat a bacterial infection, patients should be told that although it is common to feel better early in the course of therapy, the medication should be taken exactly as directed. Skipping doses or not completing the full course of therapy may (1) decrease the effectiveness of the immediate treatment and (2) increase the likelihood that bacteria will develop resistance and will not be treatable by cephalexin or other antibacterial drugs in the future.

Diarrhea is a common problem caused by antibiotics which usually ends when the antibiotic is discontinued. Sometimes after starting treatment with antibiotics, patients can develop watery and bloody stools (with or without stomach cramps and fever) even as late as two or more months after having taken the last dose of the antibiotic. If this occurs, patients should contact their physician as soon as possible.

Drug Interactions

Metformin — In healthy subjects given single 500 mg doses of cephalexin and metformin, plasma metformin mean C_{max} and AUC increased by an average of 34% and 24%, respectively, and metformin mean renal clearance decreased by 14%. No information is available about the interaction of cephalexin and metformin following multiple doses of either drug.

Although not observed in this study, adverse effects could potentially arise from co-administration of cephalexin and metformin by inhibition of tubular secretion via organic cationic transporter systems. Accordingly, careful patient monitoring and dose adjustment of metformin is recommended in patients concomitantly taking cephalexin and metformin.

Probenecid — As with other β -lactams, the renal excretion of cephalexin is inhibited by probenecid.

Drug & OR Laboratory Test Interactions

As a result of administration of cephalexin, a false-positive reaction for glucose in the urine may occur. This has been observed with Benedict's and Fehling's solutions and also with Clinitest[®] tablets.

Carcinogenesis & Mutagenesis & Impairment Of Fertility

Lifetime studies in animals have not been performed to evaluate the carcinogenic potential of cephalexin. Tests to determine the mutagenic potential of cephalexin have not been performed. In male and female rats, fertility and reproductive performance were not affected by cephalexin oral doses up to 1.5 times the highest recommended human dose based upon mg/m^2 .

Pregnancy

Teratogenic effects — *Pregnancy Category B* — Reproduction studies have been performed on mice and rats using oral doses of cephalexin monohydrate 0.6 and 1.5 times the maximum daily human dose (66 $\text{mg}/\text{kg}/\text{day}$) based upon mg/m^2 , and have revealed no harm to the fetus. There are, however, no adequate and well-controlled studies in pregnant women. Because animal reproduction studies are not always predictive of human response, this drug should be used during pregnancy only if clearly needed.

Nursing Mothers

The excretion of cephalexin in human milk increased up to 4 hours after a 500-mg dose; the drug reached a maximum level of 4 mcg/mL , then decreased gradually, and had disappeared 8 hours after administration. Caution should be exercised when cephalexin is administered to a nursing woman.

Pediatric Use

The safety and effectiveness of cephalexin in pediatric patients was established in clinical trials for the dosages described in the **DOSAGE AND ADMINISTRATION** section. In these trials, pediatric patients may have received cephalexin capsules or cephalexin for oral suspension. Cephalexin capsules should only be used in children and adolescents capable of ingesting the capsule.

Geriatric Use

Of the 701 subjects in 3 published clinical studies of cephalexin, 433 (62%) were 65 and over. No overall differences in safety or effectiveness were observed between these subjects and younger subjects, and other reported clinical experience has not identified differences in responses between the elderly and younger patients, but greater sensitivity of some older individuals cannot be ruled out.

This drug is known to be substantially excreted by the kidney, and the risk of toxic reactions to this drug may be greater in patients with impaired renal function. Because elderly patients are more likely to have decreased renal function, care should be taken in dose selection, and it may be useful to monitor renal function (*see* **PRECAUTIONS, General**).

ADVERSE REACTIONS

Gastrointestinal — Onset of pseudomembranous colitis may occur during or after antibacterial treatment. (*See* **WARNINGS**.) Nausea and vomiting have been reported rarely. The most frequent side effect has been diarrhea. It was very rarely severe enough to warrant cessation of therapy. Dyspepsia, gastritis, and abdominal pain have also occurred. As with some penicillins and some other cephalosporins, transient hepatitis and cholestatic jaundice have been reported rarely.

Hypersensitivity — Allergic reactions in the form of rash, urticaria, angioedema, and, rarely, erythema multiforme, Stevens-Johnson syndrome, or toxic epidermal necrolysis have been observed. These reactions usually subsided upon discontinuation of the drug. In some of these reactions, supportive

therapy may be necessary. Anaphylaxis has also been reported.

Other reactions have included genital and anal pruritus, genital moniliasis, vaginitis and vaginal discharge, dizziness, fatigue, headache, agitation, confusion, hallucinations, arthralgia, arthritis, and joint disorder. Reversible interstitial nephritis has been reported rarely. Eosinophilia, neutropenia, thrombocytopenia, hemolytic anemia, and slight elevations in AST and ALT have been reported.

In addition to the adverse reactions listed above that have been observed in patients treated with cephalexin, the following adverse reactions and altered laboratory tests have been reported for cephalosporin class antibiotics:

Adverse Reactions — Fever, colitis, aplastic anemia, hemorrhage, renal dysfunction, and toxic nephropathy.

Several cephalosporins have been implicated in triggering seizures, particularly in patients with renal impairment when the dosage was not reduced (*see* **INDICATIONS AND USAGE** and **PRECAUTIONS, General**). If seizures associated with drug therapy should occur, the drug should be discontinued. Anticonvulsant therapy can be given if clinically indicated.

Altered Laboratory Tests — Prolonged prothrombin time, increased BUN, increased creatinine, elevated alkaline phosphatase, elevated bilirubin, elevated LDH, pancytopenia, leukopenia, and agranulocytosis.

OVERDOSAGE

Signs and Symptoms— Symptoms of oral overdose may include nausea, vomiting, epigastric distress, diarrhea, and hematuria. If other symptoms are present, it is probably secondary to an underlying disease state, an allergic reaction, or toxicity due to ingestion of a second medication.

Treatment— To obtain up-to-date information about the treatment of overdose, a good resource is your certified Regional Poison Control Center. Telephone numbers of certified poison control centers are listed in the *Physicians' Desk Reference* (*PDR*). In managing overdosage, consider the possibility of multiple drug overdoses, interaction among drugs, and unusual drug kinetics in your patient.

Unless 5 to 10 times the normal dose of cephalexin has been ingested, gastrointestinal decontamination should not be necessary.

Protect the patient's airway and support ventilation and perfusion. Meticulously monitor and maintain, within acceptable limits, the patient's vital signs, blood gases, serum electrolytes, etc. Absorption of drugs from the gastrointestinal tract may be decreased by giving activated charcoal, which, in many cases, is more effective than emesis or lavage; consider charcoal instead of or in addition to gastric emptying. Repeated doses of charcoal over time may hasten elimination of some drugs that have been absorbed. Safeguard the patient's airway when employing gastric emptying or charcoal.

Forced diuresis, peritoneal dialysis, hemodialysis, or charcoal hemoperfusion have not been established as beneficial for an overdose of cephalexin; however, it would be extremely unlikely that one of these procedures would be indicated.

The oral median lethal dose of cephalexin in rats is >5000 mg/kg.

DOSAGE & ADMINISTRATION

Cephalexin is administered orally.

Adults — The adult dosage ranges from 1 to 4 g daily in divided doses. The 333 mg and 750 mg strengths should be administered such that the daily dose is within 1 to 4 grams per day. The usual adult dose is 250 mg every 6 hours. For the following infections, a dosage of 500 mg may be administered every 12 hours: streptococcal pharyngitis, skin and skin structure infections, and uncomplicated cystitis in patients over 15 years of age. Cystitis therapy should be continued for 7 to 14 days. For more severe infections or those caused by less susceptible organisms, larger doses may be needed. If daily doses of

cephalexin greater than 4 g are required, parenteral cephalosporins, in appropriate doses, should be considered.

Pediatric Patients — The usual recommended daily dosage for pediatric patients is 25 to 50 mg/kg in divided doses. For streptococcal pharyngitis in patients over 1 year of age and for skin and skin structure infections, the total daily dose may be divided and administered every 12 hours.

In severe infections, the dosage may be doubled.

In the therapy of otitis media, clinical studies have shown that a dosage of 75 to 100 mg/kg/day in 4 divided doses is required.

In the treatment of β -hemolytic streptococcal infections, a therapeutic dosage of Cephalexin should be administered for at least 10 days.

HOW SUPPLIED

Cephalexin capsules, USP are available in:

The 250 mg capsules are a white to off white powder filled into size 2 capsules (dark green cap and dark green body) that are imprinted with “220” on the both cap and body in edible black ink. They are available as follows:

Bottles of 20	NDC-67877-220-20
Bottles of 100	NDC-67877-220-01
Bottles of 500	NDC-67877-220-05
Bottles of 1000	NDC-67877-220-10
30 Capsules (3x10 Unit-Dose)	NDC-67877-220-84
50 Capsules (5x10 Unit-Dose)	NDC-67877-220-74
100 Capsules (10x10 Unit-Dose)	NDC-67877-220-38

The 500 mg capsules are a white to off white powder filled into size 0 capsules (light green cap and light green body) that are imprinted with “219” on the both cap and body in edible black ink. They are available as follows:

Bottles of 20	NDC-67877-219-20
Bottles of 100	NDC-67877-219-01
Bottles of 500	NDC-67877-219-05
Bottles of 1000	NDC-67877-219-10
30 Capsules (3x10 Unit-Dose)	NDC-67877-219-84
50 Capsules (5x10 Unit-Dose)	NDC-67877-219-74
100 Capsules (10x10 Unit-Dose)	NDC-67877-219-38

The 333 mg capsules are a white to off white powder filled into size 1 capsules (light green cap and light green body) that are imprinted “CEP” on cap and “333” on body in edible black ink. They are available as follows:

Bottles of 20	NDC-67877-254-20
Bottles of 100	NDC-67877-254-01
Bottles of 500	NDC-67877-254-05
Bottles of 1000	NDC-67877-254-10
100 Capsules (10 × 10 Unit-Dose)	NDC-67877-254-38

The 750 mg capsules are a white to off white powder filled into size ‘00 Elongated’ capsules (dark green cap and dark green body) that are imprinted “CEP” on cap and “750” on body in edible white ink. They are available as follows:

Bottles of 20	NDC-67877-255-20
Bottles of 50	NDC-67877-255-23
Bottles of 100	NDC-67877-255-01
Bottles of 500	NDC-67877-255-05
Bottles of 1000	NDC-67877-255-10

Store at 20°C to 25°C (68°F to 77°F); excursions permitted to 15 to 30°C (59 to 86°F) [see USP Controlled Room Temperature].

CLINITEST[®] is registered trademarks of Ames Division, Miles Laboratories, Inc.

REFERENCES

1. National Committee for Clinical Laboratory Standards. Methods for Dilution Antimicrobial Susceptibility Tests for Bacteria that Grow Aerobically — Fourth Edition. Approved Standard NCCLS Document Document M7-A4, Vol. 17, No. 2, NCCLS Document M7- A4, Vol. 17, No. 2, NCCLS, Wayne, PA, January, 1997.
2. National Committee for Clinical Laboratory Standards. Performance Standards for Antimicrobial Disk Susceptibility Tests — Sixth Edition. Approved Standard NCCLS Document M2-A6, Vol. 17, No. 1, NCCLS, Wayne, PA, January, 1997.
3. National Committee for Clinical Laboratory Standards. Performance Standards for Antimicrobial Susceptibility Testing — Eighth Informational Supplement. Approved Standard NCCLS Document M100-S8, Vol. 18, No. 1, NCCLS, Wayne, PA, January, 1998.

Manufactured by:

ALKEM LABORATORIES LTD.

Mumbai-400 013, India.

Distributed by:

Ascend Laboratories LLC

180, Summit Avenue, Suite 200,

Montvale, NJ07645

May, 2015

PT1199-07

PRINCIPAL DISPLAY PANEL 250 mg CAPSULES BOTTLE LABEL

Blenheim Pharmacal, Inc.

NDC 10544-979-30


CEPHALEXIN CAPSULES,

USP 250 mg

Rx Only

30 Capsules

NDC: 10544-979-30 LCN# 000
MFG: 67877-220-05 Rev 1



**Cephalexin
Capsules, USP
250mg
30 Capsules
Rx Only**


Dosage: See package insert
Store at 20° - 25°C (68° - 77°F) (See USP
Controlled Room Temperature)

Store in a tight, light-resistant
container (See USP). Keep out of the
reach of children.

Keep Tightly Closed.
Each capsule contains
Cephalexin Monohydrate equivalent to 250mg
Cephalexin.
Mfg: Alkem Laboratories, Ltd

Packaged By: Blenheim Pharmaceutical, Inc.,
North Blenheim, NY 12131

Lot #: BP000000000
Exp. Date: 00/00/0000



1054497930+BP000000000+0000

Cephalexin Capsules,
USP 250mg 30 Capsules
NDC: 10544-979-30 MFG: 67877-220-05
Lot #: BP000000000 Exp.Date: 00/00/0000

Cephalexin Capsules,
USP 250mg 30 Capsules
NDC: 10544-979-30 MFG: 67877-220-05
Lot #: BP000000000 Exp.Date: 00/00/0000

Cephalexin Capsules,
USP 250mg 30 Capsules
NDC: 10544-979-30 MFG: 67877-220-05
Lot #: BP000000000 Exp.Date: 00/00/0000

Cephalexin Capsules,
USP 250mg 30 Capsules
NDC: 10544-979-30 MFG: 67877-220-05
Lot #: BP000000000 Exp.Date: 00/00/0000

PEEL HERE ↓
↑ PEEL HERE

CEPHALEXIN

cephalexin capsule

Product Information

Product Type	HUMAN PRESCRIPTION DRUG	Item Code (Source)	NDC:10544-979(NDC:67877-220)
Route of Administration	ORAL		

Active Ingredient/Active Moiety

Ingredient Name	Basis of Strength	Strength
CEPHALEXIN (UNII: OBN7UDS42Y) (CEPHALEXIN ANHYDROUS - UNII:5SFF1W6677)	CEPHALEXIN ANHYDROUS	250 mg

Inactive Ingredients

Ingredient Name	Strength
ANHYDROUS LACTOSE (UNII: 3S Y5LH9 PMK)	
MAGNESIUM STEARATE (UNII: 70097M6I30)	
FD&C BLUE NO. 1 (UNII: HBR47K3TBD)	
FD&C RED NO. 40 (UNII: WZB9127XOA)	
D&C YELLOW NO. 10 (UNII: 35SW5USQ3G)	
GELATIN (UNII: 2G86QN327L)	
SODIUM LAURYL SULFATE (UNII: 368GB5141J)	
TITANIUM DIOXIDE (UNII: 15FIX9V2JP)	
SILICON DIOXIDE (UNII: ETJ7Z6XBU4)	
SHELLAC (UNII: 46N107B71O)	
PROPYLENE GLYCOL (UNII: 6DC9Q167V3)	
AMMONIA (UNII: 5138Q19F1X)	
POTASSIUM HYDROXIDE (UNII: WZH3C48M4T)	
FERROSFERRIC OXIDE (UNII: XM0M87F357)	

Product Characteristics

Color	green (Dark Green cap and body)	Score	no score
-------	---------------------------------	-------	----------

Shape	CAPSULE	Size	18mm
Flavor		Imprint Code	220
Contains			

Packaging

#	Item Code	Package Description	Marketing Start Date	Marketing End Date
1	NDC:10544-979-30	30 in 1 BOTTLE; Type 0: Not a Combination Product	06/23/2016	

Marketing Information

Marketing Category	Application Number or Monograph Citation	Marketing Start Date	Marketing End Date
ANDA	ANDA090836	06/23/2016	

Labeler - Blenheim Phamacal, Inc. (171434587)

Registrant - Blenheim Phamacal, Inc. (171434587)

Establishment

Name	Address	ID/FEI	Business Operations
Blenheim Phamacal, Inc.		171434587	repack(10544-979)

Revised: 6/2016

Blenheim Phamacal, Inc.