

DEXMEDETOMIDINE HYDROCHLORIDE- dexmedetomidine hydrochloride injection

Baxter Healthcare Company

HIGHLIGHTS OF PRESCRIBING INFORMATION

These highlights do not include all the information needed to use DEXMEDETOMIDINE HYDROCHLORIDE IN 0.9% SODIUM CHLORIDE INJECTION safely and effectively. See full prescribing information for DEXMEDETOMIDINE HYDROCHLORIDE IN 0.9% SODIUM CHLORIDE INJECTION.

DEXMEDETOMIDINE HYDROCHLORIDE in 0.9% sodium chloride injection, for intravenous use
Initial U.S. Approval: 1999

INDICATIONS AND USAGE

Dexmedetomidine hydrochloride in 0.9% sodium chloride injection is an α_2 -adrenergic receptor agonist indicated for:

- Sedation of initially intubated and mechanically ventilated adult patients during treatment in an intensive care setting. Administer dexmedetomidine hydrochloride in 0.9% sodium chloride injection by continuous infusion not to exceed 24 hours. (1.1)
- Sedation of non-intubated adult patients prior to and/or during surgical and other procedures. (1.2)

DOSAGE AND ADMINISTRATION

- Individualize and titrate dexmedetomidine hydrochloride in 0.9% sodium chloride injection dosing to desired clinical effect. (2.1)
- Administer dexmedetomidine hydrochloride in 0.9% sodium chloride injection using a controlled infusion device. (2.1)
- The 200 mcg/50mL and 400 mcg/100 mL single-dose **Galaxy** containers do not require further dilution prior to administration. (2.4)

For Adult Intensive Care Unit Sedation: Initiate at one mcg/kg over 10 minutes, followed by a maintenance infusion of 0.2 to 0.7 mcg/kg/hour. (2.2)

For Adult Procedural Sedation: Initiate at one mcg/kg over 10 minutes, followed by a maintenance infusion initiated at 0.6 mcg/kg/hour and titrated to achieve desired clinical effect with doses ranging from 0.2 to 1 mcg/kg/hour. (2.2)

Alternative Doses: Recommended for patients over 65 years of age and awake fiberoptic intubation patients. (2.2)

DOSAGE FORMS AND STRENGTHS

Dexmedetomidine hydrochloride in 0.9% sodium chloride injection 200 mcg/50 mL (4 mcg/mL) in a 50 mL **Galaxy** container. Ready to use. (3)

Dexmedetomidine hydrochloride in 0.9% sodium chloride injection 400 mcg/100 mL (4 mcg/mL) in a 100 mL **Galaxy** container. Ready to use. (3)

CONTRAINDICATIONS

None. (4)

WARNINGS AND PRECAUTIONS

- Monitoring: Continuously monitor patients while receiving dexmedetomidine hydrochloride in 0.9% sodium chloride injection. (5.1)
- Bradycardia and Sinus Arrest: Have occurred in young healthy volunteers with high vagal tone or with different routes of administration, e.g., rapid intravenous or bolus administration. (5.2)
- Hypotension and Bradycardia: May necessitate medical intervention. May be more pronounced in patients with hypovolemia, diabetes mellitus, or chronic hypertension, and in the elderly. Use with caution in patients with advanced heart block or severe ventricular dysfunction. (5.2)
- Co-administration with Other Vasodilators or Negative Chronotropic Agents: Use with caution due to additive pharmacodynamic effects. (5.2)
- Transient Hypertension: Observed primarily during the loading dose. Consider reduction in loading infusion rate. (5.3)
- Arousability: Patients can become aroused/alert with stimulation; this alone should not be considered as lack of efficacy. (5.4)
- Tolerance and Tachyphylaxis: Prolonged exposure to dexmedetomidine beyond 24 hours may be

associated with tolerance and tachyphylaxis and a dose-related increase in adverse events. (5.6)

ADVERSE REACTIONS

- The most common adverse reactions (incidence >2%) in adults are hypotension, bradycardia, and dry mouth. (6.1)
- Adverse reactions in adults, associated with infusions >24 hours in duration include ARDS, respiratory failure, and agitation. (6.1)

To report SUSPECTED ADVERSE REACTIONS, contact Baxter Healthcare at 1-866-888-2472, or FDA at 1-800-FDA-1088 or www.fda.gov/medwatch.

DRUG INTERACTIONS

Anesthetics, Sedatives, Hypnotics, Opioids: Enhancement of pharmacodynamic effects. Reduction in dosage of dexmedetomidine hydrochloride in 0.9% sodium chloride injection or the concomitant medication may be required. (7.1)

USE IN SPECIFIC POPULATIONS

- Geriatric Patients: Dose reduction should be considered. (2.2, 2.3, 5.2, 8.5)
- Hepatic Impairment: Dose reduction should be considered. (2.2, 2.3, 5.8, 8.6)

Pediatric use information is approved for Hospira Inc.'s PRECEDEX™ (dexmedetomidine hydrochloride) in sodium chloride injection. However, due to Hospira Inc.'s marketing exclusivity rights, this drug product is not labeled with that information.

See 17 for PATIENT COUNSELING INFORMATION.

Revised: 11/2024

FULL PRESCRIBING INFORMATION: CONTENTS*

1 INDICATIONS AND USAGE

- 1.1 Intensive Care Unit Sedation
- 1.2 Procedural Sedation

2 DOSAGE AND ADMINISTRATION

- 2.1 Administration Instructions
- 2.2 Recommended Dosage
- 2.3 Dosage Adjustment
- 2.4 Preparation of Solution
- 2.5 Administration with Other Fluids
- 2.6 Compatibility with Natural Rubber

3 DOSAGE FORMS AND STRENGTHS

4 CONTRAINDICATIONS

5 WARNINGS AND PRECAUTIONS

- 5.1 Drug Administration
- 5.2 Hypotension, Bradycardia, and Sinus Arrest
- 5.3 Transient Hypertension
- 5.4 Arousability
- 5.5 Withdrawal
- 5.6 Tolerance and Tachyphylaxis
- 5.7 Hyperthermia or Pyrexia
- 5.8 Hepatic Impairment

6 ADVERSE REACTIONS

- 6.1 Clinical Trials Experience
- 6.2 Postmarketing Experience

7 DRUG INTERACTIONS

7.1 Anesthetics, Sedatives, Hypnotics, Opioids

7.2 Neuromuscular Blockers

8 USE IN SPECIFIC POPULATIONS

8.1 Pregnancy

8.2 Lactation

8.4 Pediatric Use

8.5 Geriatric Use

8.6 Hepatic Impairment

9 DRUG ABUSE AND DEPENDENCE

9.1 Controlled Substance

9.3 Dependence

10 OVERDOSAGE

11 DESCRIPTION

12 CLINICAL PHARMACOLOGY

12.1 Mechanism of Action

12.2 Pharmacodynamics

12.3 Pharmacokinetics

13 NONCLINICAL TOXICOLOGY

13.1 Carcinogenesis, Mutagenesis, Impairment of Fertility

13.2 Animal Toxicology and/or Pharmacology

14 CLINICAL STUDIES

14.1 Intensive Care Unit Sedation

14.2 Procedural Sedation

16 HOW SUPPLIED/STORAGE AND HANDLING

17 PATIENT COUNSELING INFORMATION

* Sections or subsections omitted from the full prescribing information are not listed.

FULL PRESCRIBING INFORMATION

1 INDICATIONS AND USAGE

1.1 Intensive Care Unit Sedation

Dexmedetomidine hydrochloride in 0.9% sodium chloride injection is indicated for sedation of initially intubated and mechanically ventilated adult patients during treatment in an intensive care setting. Dexmedetomidine hydrochloride in 0.9% sodium chloride injection should be administered by continuous infusion not to exceed 24 hours.

Dexmedetomidine hydrochloride in 0.9% sodium chloride injection has been continuously infused in mechanically ventilated adult patients prior to extubation, during extubation, and post-extubation. It is not necessary to discontinue dexmedetomidine hydrochloride in 0.9% sodium chloride injection prior to extubation.

1.2 Procedural Sedation

Dexmedetomidine hydrochloride in 0.9% sodium chloride injection is indicated for

sedation of non-intubated adult patients prior to and/or during surgical and other procedures.

Pediatric use information is approved for Hospira Inc.'s PRECEDEX™ (dexmedetomidine hydrochloride) in sodium chloride injection. However, due to Hospira Inc.'s marketing exclusivity rights, this drug product is not labeled with that information.

2 DOSAGE AND ADMINISTRATION

2.1 Administration Instructions

- Dexmedetomidine hydrochloride in 0.9% sodium chloride injection dosing should be individualized and titrated to desired clinical response.
- Dexmedetomidine hydrochloride in 0.9% sodium chloride injection is not indicated for infusions lasting longer than 24 hours.
- Dexmedetomidine hydrochloride in 0.9% sodium chloride injection should be administered using a controlled infusion device.

2.2 Recommended Dosage

Table 1: Recommended Dosage in Adult Patients

INDICATION	DOSAGE AND ADMINISTRATION
Initiation of Intensive Care Unit Sedation	<p><u>For adult patients</u>: a loading infusion of one mcg/kg over 10 <i>minutes</i>.</p> <p><u>For adult patients being converted from alternate sedative therapy</u>: a loading dose may not be required.</p> <p><u>For patients over 65 years of age</u>: Consider a dose reduction [see <i>Use in Specific Populations</i> (8.5)].</p> <p><u>For adult patients with impaired hepatic function</u>: Consider a dose reduction [see <i>Use in Specific Populations</i> (8.6), <i>Clinical Pharmacology</i> (12.3)].</p>
Maintenance of Intensive Care Unit Sedation	<p><u>For adult patients</u>: a maintenance infusion of 0.2 to 0.7 mcg/kg/<i>hour</i>. The rate of the maintenance infusion should be adjusted to achieve the desired level of sedation.</p> <p><u>For patients over 65 years of age</u>: Consider a dose reduction [see <i>Use in Specific Populations</i> (8.5)].</p> <p><u>For adult patients with impaired hepatic function</u>: Consider a dose reduction [see <i>Use in Specific Populations</i> (8.6), <i>Clinical Pharmacology</i> (12.3)].</p>
Initiation of Procedural Sedation	<p><u>For adult patients</u>: a loading infusion of one mcg/kg over 10 <i>minutes</i>. For less invasive procedures such as ophthalmic surgery, a loading infusion of 0.5 mcg/kg given over 10 <i>minutes</i> may be suitable.</p>

	<p><u>For awake fiberoptic intubation in adult patients:</u> a loading infusion of one mcg/kg over 10 <i>minutes</i>.</p> <p><u>For patients over 65 years of age:</u> a loading infusion of 0.5 mcg/kg over 10 <i>minutes</i> [see <i>Use in Specific Populations</i> (8.5)].</p> <p><u>For adult patients with impaired hepatic function:</u> Consider a dose reduction [see <i>Use in Specific Populations</i> (8.6), <i>Clinical Pharmacology</i> (12.3)].</p>
Maintenance of Procedural Sedation	<p><u>For adult patients:</u> the maintenance infusion is generally initiated at 0.6 mcg/kg/<i>hour</i> and titrated to achieve desired clinical effect with doses ranging from 0.2 to 1 mcg/kg/<i>hour</i>. Adjust the rate of the maintenance infusion to achieve the targeted level of sedation.</p> <p><u>For awake fiberoptic intubation in adult patients:</u> a maintenance infusion of 0.7 mcg/kg/<i>hour</i> is recommended until the endotracheal tube is secured.</p> <p><u>For patients over 65 years of age:</u> Consider a dose reduction [see <i>Use in Specific Populations</i> (8.5)].</p> <p><u>For adult patients with impaired hepatic function:</u> Consider a dose reduction [see <i>Use in Specific Populations</i> (8.6), <i>Clinical Pharmacology</i> (12.3)].</p>

Pediatric use information is approved for Hospira Inc.'s PRECEDEX™ (dexmedetomidine hydrochloride) in sodium chloride injection. However, due to Hospira Inc.'s marketing exclusivity rights, this drug product is not labeled with that information.

2.3 Dosage Adjustment

Due to possible pharmacodynamic interactions, a reduction in dosage of dexmedetomidine hydrochloride in 0.9% sodium chloride injection or other concomitant anesthetics, sedatives, hypnotics or opioids may be required when co-administered [see *Drug Interactions* (7.1)].

Dosage reductions may need to be considered for adult patients with hepatic impairment, and geriatric patients [see *Warnings and Precautions* (5.8), *Use in Specific Populations* (8.6), *Clinical Pharmacology* (12.3)].

2.4 Preparation of Solution

Strict aseptic technique must always be maintained during handling of dexmedetomidine hydrochloride in 0.9% sodium chloride injection.

Parenteral drug products should be inspected visually for particulate matter and discoloration prior to administration, whenever solution and container permit. Do not use if product is discolored or if precipitate matter is present.

Dexmedetomidine Hydrochloride in 0.9% Sodium Chloride Injection, 200 mcg/50 mL (4 mcg/mL) and 400 mcg/100 mL (4 mcg/mL)

Dexmedetomidine hydrochloride in 0.9% sodium chloride injection is supplied in **Galaxy**

containers containing a premixed, ready to use dexmedetomidine hydrochloride solution in 0.9% sodium chloride in water. No further dilution of these preparations is necessary.

2.5 Administration with Other Fluids

Dexmedetomidine hydrochloride in 0.9% sodium chloride injection infusion should not be co-administered through the same intravenous catheter with blood or plasma because physical compatibility has not been established.

Dexmedetomidine hydrochloride in 0.9% sodium chloride injection has been shown to be incompatible when administered with the following drugs: amphotericin B, diazepam.

Dexmedetomidine hydrochloride in 0.9% sodium chloride injection has been shown to be compatible when administered with the following intravenous fluids:

- 0.9% sodium chloride in water
- 5% dextrose in water
- 20% mannitol
- Lactated Ringer's solution
- 100 mg/mL magnesium sulfate solution
- 0.3% potassium chloride solution

2.6 Compatibility with Natural Rubber

Compatibility studies have demonstrated the potential for absorption of dexmedetomidine hydrochloride in 0.9% sodium chloride injection to some types of natural rubber. Although dexmedetomidine hydrochloride in 0.9% sodium chloride injection is dosed to effect, it is advisable to use administration components made with synthetic or coated natural rubber gaskets.

3 DOSAGE FORMS AND STRENGTHS

Dexmedetomidine hydrochloride in 0.9% sodium chloride injection is a clear and colorless solution, ready to use. It is available as:

Dexmedetomidine hydrochloride in 0.9% sodium chloride injection, 200 mcg dexmedetomidine/50 mL (4 mcg/mL) in 50 mL **Galaxy** container.

Dexmedetomidine hydrochloride in 0.9% sodium chloride injection, 400 mcg dexmedetomidine/100 mL (4 mcg/mL) in 100 mL **Galaxy** container.

4 CONTRAINDICATIONS

None.

5 WARNINGS AND PRECAUTIONS

5.1 Drug Administration

Dexmedetomidine hydrochloride in 0.9% sodium chloride injection should be administered only by persons skilled in the management of patients in the intensive care or operating room setting. Due to the known pharmacological effects of

dexmedetomidine hydrochloride in 0.9% sodium chloride injection, patients should be continuously monitored while receiving dexmedetomidine hydrochloride in 0.9% sodium chloride injection.

5.2 Hypotension, Bradycardia, and Sinus Arrest

Clinically significant episodes of bradycardia and sinus arrest have been reported with dexmedetomidine hydrochloride in 0.9% sodium chloride injection administration in young, healthy adult volunteers with high vagal tone or with different routes of administration including rapid intravenous or bolus administration.

Reports of hypotension and bradycardia have been associated with dexmedetomidine hydrochloride in 0.9% sodium chloride injection infusion. Some of these cases have resulted in fatalities. If medical intervention is required, treatment may include decreasing or stopping the infusion of dexmedetomidine hydrochloride in 0.9% sodium chloride injection, increasing the rate of intravenous fluid administration, elevation of the lower extremities, and use of pressor agents. Because dexmedetomidine hydrochloride in 0.9% sodium chloride injection has the potential to augment bradycardia induced by vagal stimuli, clinicians should be prepared to intervene. The intravenous administration of anticholinergic agents (e.g., glycopyrrolate, atropine) should be considered to modify vagal tone. In clinical trials, glycopyrrolate or atropine were effective in the treatment of most episodes of dexmedetomidine hydrochloride-induced bradycardia. However, in some patients with significant cardiovascular dysfunction, more advanced resuscitative measures were required.

Caution should be exercised when administering dexmedetomidine hydrochloride in 0.9% sodium chloride injection to patients with advanced heart block and/or severe ventricular dysfunction. Because dexmedetomidine hydrochloride in 0.9% sodium chloride injection decreases sympathetic nervous system activity, hypotension and/or bradycardia may be expected to be more pronounced in patients with hypovolemia, diabetes mellitus, or chronic hypertension and in elderly patients.

In clinical trials where other vasodilators or negative chronotropic agents were co-administered with dexmedetomidine hydrochloride in 0.9% sodium chloride injection an additive pharmacodynamic effect was not observed. Nonetheless, caution should be used when such agents are administered concomitantly with dexmedetomidine hydrochloride in 0.9% sodium chloride injection.

5.3 Transient Hypertension

Transient hypertension has been observed primarily during the loading dose in association with the initial peripheral vasoconstrictive effects of dexmedetomidine hydrochloride in 0.9% sodium chloride injection. Treatment of the transient hypertension has generally not been necessary, although reduction of the loading infusion rate may be desirable.

5.4 Arousability

Some patients receiving dexmedetomidine hydrochloride in 0.9% sodium chloride injection have been observed to be arousable and alert when stimulated. This alone should not be considered as evidence of lack of efficacy in the absence of other clinical signs and symptoms.

5.5 Withdrawal

Intensive Care Unit Sedation

With administration up to 7 days, regardless of dose, 12 (5%) dexmedetomidine hydrochloride in 0.9% sodium chloride injection adult subjects experienced at least 1 event related to withdrawal within the first 24 hours after discontinuing study drug and 7 (3%) dexmedetomidine hydrochloride in 0.9% sodium chloride injection adult subjects experienced at least 1 event 24 to 48 hours after end of study drug. The most common events were nausea, vomiting, and agitation [see *Adverse Reactions* (6.1)].

In adult subjects, tachycardia and hypertension requiring intervention in the 48 hours following study drug discontinuation occurred at frequencies of <5%.

Procedural Sedation

In adult subjects, withdrawal symptoms were not seen after discontinuation of short-term infusions of dexmedetomidine hydrochloride in 0.9% sodium chloride injection (<6 hours).

In pediatric patients, mild transient withdrawal symptoms of emergence delirium or agitation were seen after discontinuation of short-term infusions of dexmedetomidine hydrochloride in 0.9% sodium chloride injection (<2 hours).

Pediatric use information is approved for Hospira Inc.'s PRECEDEX™ (dexmedetomidine hydrochloride) in sodium chloride injection. However, due to Hospira Inc.'s marketing exclusivity rights, this drug product is not labeled with that information.

5.6 Tolerance and Tachyphylaxis

Use of dexmedetomidine beyond 24 hours has been associated with tolerance and tachyphylaxis and a dose-related increase in adverse reactions [see *Adverse Reactions* (6.1)].

5.7 Hyperthermia or Pyrexia

Dexmedetomidine hydrochloride in 0.9% sodium chloride injection may induce hyperthermia or pyrexia, which may be resistant to traditional cooling methods, such as administration of cooled intravenous fluids and antipyretic medications. Discontinue dexmedetomidine hydrochloride in 0.9% sodium chloride injection if drug-related hyperthermia or pyrexia is suspected and monitor patients until body temperature normalizes.

5.8 Hepatic Impairment

Since dexmedetomidine hydrochloride in 0.9% sodium chloride injection clearance decreases with severity of hepatic impairment, dose reduction should be considered in patients with impaired hepatic function [see *Dosage and Administration* (2.2, 2.3)].

6 ADVERSE REACTIONS

The following clinically significant adverse reactions are described elsewhere in the labeling:

- Hypotension, bradycardia and sinus arrest [see *Warnings and Precautions* (5.2)]

- Transient hypertension [see Warnings and Precautions (5.3)]

6.1 Clinical Trials Experience

Because clinical trials are conducted under widely varying conditions, adverse reactions rates observed in the clinical trials of a drug cannot be directly compared to rates in clinical trials of another drug and may not reflect the rates observed in practice.

Most common treatment-emergent adverse reactions, occurring in greater than 2% of adult patients in both Intensive Care Unit and procedural sedation studies include hypotension, bradycardia and dry mouth.

Intensive Care Unit Sedation

Adverse reaction information is derived from the continuous infusion trials of dexmedetomidine hydrochloride in 0.9% sodium chloride injection for sedation in the Intensive Care Unit setting in which 1,007 adult patients received dexmedetomidine hydrochloride in 0.9% sodium chloride injection. The mean total dose was 7.4 mcg/kg (range: 0.8 to 84.1), mean dose per hour was 0.5 mcg/kg/hr (range: 0.1 to 6.0) and the mean duration of infusion of 15.9 hours (range: 0.2 to 157.2). The population was between 17 to 88 years of age, 43% ≥65 years of age, 77% male and 93% Caucasian. Treatment-emergent adverse reactions occurring at an incidence of >2% are provided in Table 3. The most frequent adverse reactions were hypotension, bradycardia and dry mouth [see Warnings and Precautions (5.2)].

Table 3: Adverse Reactions with an Incidence >2%—Adult Intensive Care Unit Sedation Population <24 hours*

Adverse Event	All Dexmedetomidine (N = 1007) (%)	Randomized Dexmedetomidine (N = 798) (%)	Placebo (N = 400) (%)	Propofol (N = 188) (%)
Hypotension	25%	24%	12%	13%
Hypertension	12%	13%	19%	4%
Nausea	9%	9%	9%	11%
Bradycardia	5%	5%	3%	0
Atrial Fibrillation	4%	5%	3%	7%
Pyrexia	4%	4%	4%	4%
Dry Mouth	4%	3%	1%	1%

Vomiting	3%	3%	5%	3%
Hypovolemia	3%	3%	2%	5%
Atelectasis	3%	3%	3%	6%
Pleural Effusion	2%	2%	1%	6%
Agitation	2%	2%	3%	1%
Tachycardia	2%	2%	4%	1%
Anemia	2%	2%	2%	2%
Hyperthermia	2%	2%	3%	0
Chills	2%	2%	3%	2%
Hyperglycemia	2%	2%	2%	3%
Hypoxia	2%	2%	2%	3%
Post-procedural Hemorrhage	2%	2%	3%	4%
Pulmonary Edema	1%	1%	1%	3%
Hypocalcemia	1%	1%	0	2%
Acidosis	1%	1%	1%	2%
Urine Output Decreased	1%	1%	0	2%
Sinus	1%	1%	1%	2%

Tachycardia				
Ventricular Tachycardia	<1%	1%	1%	5%
Wheezing	<1%	1%	0	2%
Edema Peripheral	<1%	0	1%	2%

* 26 subjects in the all dexmedetomidine hydrochloride in 0.9% sodium chloride injection group and 10 subjects in the randomized dexmedetomidine hydrochloride in 0.9% sodium chloride injection group had exposure for greater than 24 hours.

Adverse reaction information was also derived from the placebo-controlled, continuous infusion trials of dexmedetomidine hydrochloride in 0.9% sodium chloride injection for sedation in the surgical intensive care unit setting in which 387 adult patients received dexmedetomidine hydrochloride in 0.9% sodium chloride injection for less than 24 hours. The most frequently observed treatment-emergent adverse events included hypotension, hypertension, nausea, bradycardia, fever, vomiting, hypoxia, tachycardia and anemia (see Table 4).

Table 4: Treatment-Emergent Adverse Events Occurring in >1% of All Dexmedetomidine-Treated Adult Patients in the Randomized Placebo-Controlled Continuous Infusion <24 Hours ICU Sedation Studies

Adverse Event	Randomized Dexmedetomidine (N = 387)	Placebo (N = 379)
Hypotension	28%	13%
Hypertension	16%	18%
Nausea	11%	9%
Bradycardia	7%	3%
Fever	5%	4%
Vomiting	4%	6%
Atrial Fibrillation	4%	3%

Hypoxia	4%	4%
Tachycardia	3%	5%
Hemorrhage	3%	4%
Anemia	3%	2%
Dry Mouth	3%	1%
Rigors	2%	3%
Agitation	2%	3%
Hyperpyrexia	2%	3%
Pain	2%	2%
Hyperglycemia	2%	2%
Acidosis	2%	2%
Pleural Effusion	2%	1%
Oliguria	2%	<1%
Thirst	2%	<1%

In a controlled clinical trial, dexmedetomidine hydrochloride in 0.9% sodium chloride injection was compared to midazolam for ICU sedation exceeding 24 hours duration in adult patients. Key treatment emergent adverse events occurring in dexmedetomidine or midazolam treated adult patients in the randomized active comparator continuous infusion long-term intensive care unit sedation study are provided in Table 5. The number (%) of adult subjects who had a dose-related increase in treatment-emergent adverse events by maintenance adjusted dose rate range in the dexmedetomidine hydrochloride in 0.9% sodium chloride injection group is provided in Table 6.

Table 5: Key Treatment-Emergent Adverse Events Occurring in

Dexmedetomidine- or Midazolam-Treated Adult Patients in the Randomized Active Comparator Continuous Infusion Long-Term Intensive Care Unit Sedation Study

Adverse Event	Dexmedetomidine (N = 244)	Midazolam (N = 122)
Hypotension*	56%	56%
Hypotension Requiring Intervention	28%	27%
Bradycardia†	42%	19%
Bradycardia Requiring Intervention	5%	1%
Systolic Hypertension‡	28%	42%
Tachycardia§	25%	44%
Tachycardia Requiring Intervention	10%	10%
Diastolic Hypertension‡	12%	15%
Hypertension‡	11%	15%
Hypertension Requiring Intervention¶	19%	30%
Hypokalemia	9%	13%
Pyrexia	7%	2%
Agitation	7%	6%
Hyperglycemia	7%	2%
	6%	6%

Constipation		
Hypoglycemia	5%	6%
Respiratory Failure	5%	3%
Renal Failure Acute	2%	1%
Acute Respiratory Distress Syndrome	2%	1%
Generalized Edema	2%	6%
Hypomagnesemia	1%	7%

* Hypotension was defined in absolute terms as Systolic blood pressure of <80 mmHg or Diastolic blood pressure of <50 mmHg or in relative terms as $\leq 30\%$ lower than pre-study drug infusion value.

† Bradycardia was defined in absolute terms as <40 bpm or in relative terms as $\leq 30\%$ lower than pre-study drug infusion value.

‡ Hypertension was defined in absolute terms as Systolic blood pressure >180 mmHg or Diastolic blood pressure of >100 mmHg or in relative terms as $\geq 30\%$ higher than pre-study drug infusion value.

§ Tachycardia was defined in absolute terms as >120 bpm or in relative terms as $\geq 30\%$ greater than pre-study drug infusion value.

¶ Includes any type of hypertension.

The following adverse events occurred between 2 and 5% for dexmedetomidine hydrochloride in 0.9% sodium chloride injection and Midazolam, respectively: renal failure acute (2.5%, 0.8%), acute respiratory distress syndrome (2.5%, 0.8%), and respiratory failure (4.5%, 3.3%).

Table 6: Number (%) of Adult Subjects Who Had a Dose-Related Increase in Treatment Emergent Adverse Events by Maintenance Adjusted Dose Rate Range in the Dexmedetomidine Hydrochloride in 0.9% Sodium Chloride Group

Dexmedetomidine Hydrochloride in 0.9% Sodium Chloride (mcg/kg/hr)			
Adverse Event	$\leq 0.7^*$ (N = 95)	>0.7 to $\leq 1.1^*$ (N = 78)	$>1.1^*$ (N = 71)
Constipation	6%	5%	14%
Agitation	5%	8%	14%

Anxiety	5%	5%	9%
Edema Peripheral	3%	5%	7%
Atrial Fibrillation	2%	4%	9%
Respiratory Failure	2%	6%	10%
Acute Respiratory Distress Syndrome	1%	3%	9%

* Average maintenance dose over the entire study drug administration.

Adult Procedural Sedation

Adverse reaction information is derived from the two trials for adult procedural sedation [see *Clinical Studies (14.2)*] in which 318 adult patients received dexmedetomidine hydrochloride in 0.9% sodium chloride injection. The mean total dose was 1.6 mcg/kg (range: 0.5 to 6.7), mean dose per hour was 1.3 mcg/kg/hr (range: 0.3 to 6.1) and the mean duration of infusion of 1.5 hours (range: 0.1 to 6.2). The population was between 18 to 93 years of age, ASA I-IV, 30% ≥65 years of age, 52% male and 61% Caucasian.

Treatment-emergent adverse reactions occurring in adults at an incidence of >2% are provided in Table 7. The most frequent adverse reactions were hypotension, bradycardia, and dry mouth [see *Warnings and Precautions (5.2)*]. Pre-specified criteria for the vital signs to be reported as adverse reactions are footnoted below the table. The decrease in respiratory rate and hypoxia was similar between dexmedetomidine hydrochloride in 0.9% sodium chloride injection and comparator groups in both studies.

Table 7: Adverse Reactions with an Incidence > 2%-Adult Procedural Sedation Population

Adverse Event	Dexmedetomidine Hydrochloride in 0.9% Sodium Chloride Injection N = 318 (%)	Placebo N = 113 (%)
Hypotension*	54%	30%
Respiratory Depression†	37%	32%
Bradycardia‡	14%	4%
Hypertension§	13%	24%
Tachycardia¶	5%	17%
Nausea	3%	2%
Dry mouth	3%	1%
Hypoxia#	2%	3%
Bradypnea	2%	4%

- * Hypotension was defined in absolute and relative terms as Systolic blood pressure of <80 mmHg or $\leq 30\%$ lower than pre-study drug infusion value, or Diastolic blood pressure of <50 mmHg.
- † Respiratory depression was defined in absolute and relative terms as respiratory rate (RR) <8 beats per minute or >25% decrease from baseline.
- ‡ Bradycardia was defined in absolute and relative terms as <40 beats per minute or $\leq 30\%$ lower than pre-study drug infusion value. Subjects in Study 2 were pretreated with glycopyrrolate 0.1 mg intravenously before receiving study drug [see *Clinical Studies* (14.2)].
- § Hypertension was defined in absolute and relative terms as Systolic blood pressure >180 mmHg or $\geq 30\%$ higher than pre-study drug infusion value or Diastolic blood pressure of >100 mmHg.
- ¶ Tachycardia was defined in absolute and relative terms as >120 beats per minute or $\geq 30\%$ greater than pre-study drug infusion value.
- # Hypoxia was defined in absolute and relative terms as SpO₂ <90% or 10% decrease from baseline.

Pediatric use information is approved for Hospira Inc.'s PRECEDEX™ (dexmedetomidine hydrochloride) in sodium chloride injection. However, due to Hospira Inc.'s marketing exclusivity rights, this drug product is not labeled with that information.

6.2 Postmarketing Experience

The following adverse reactions have been identified during post-approval use of dexmedetomidine hydrochloride in 0.9% sodium chloride injection. Because these reactions are reported voluntarily from a population of uncertain size, it is not always possible to reliably estimate their frequency or establish a causal relationship to drug exposure.

Hypotension and bradycardia were the most common adverse reactions associated with the use of dexmedetomidine hydrochloride in 0.9% sodium chloride injection during post-approval use of the drug.

Table 9: Adverse Reactions Experienced During Post-Approval Use of Dexmedetomidine Hydrochloride in 0.9% Sodium Chloride Injection

System Organ Class	Preferred Term
Blood and Lymphatic System Disorders	Anemia
Cardiac Disorders	Arrhythmia, atrial fibrillation, atrioventricular block, bradycardia, cardiac arrest, cardiac disorder, extrasystoles, myocardial infarction, supraventricular tachycardia, tachycardia, ventricular arrhythmia, ventricular tachycardia
Eye Disorders	Photopsia, visual impairment
Gastrointestinal Disorders	Abdominal pain, diarrhea, nausea, vomiting
General Disorders and Administration Site Conditions	Chills, hyperpyrexia, pain, pyrexia, thirst
Hepatobiliary Disorders	Hepatic function abnormal, hyperbilirubinemia
Investigations	Alanine aminotransferase increased, aspartate aminotransferase increased, blood alkaline phosphatase increased, blood urea increased, electrocardiogram T wave inversion, gammaglutamyltransferase increased, electrocardiogram QT prolonged

Metabolism and Nutrition Disorders	Acidosis, hyperkalemia, hypoglycemia, hypovolemia, hyponatremia
Nervous System Disorders	Convulsion, dizziness, headache, neuralgia, neuritis, speech disorder
Psychiatric Disorders	Agitation, confusional state, delirium, hallucination, illusion
Renal and Urinary Disorders	Oliguria, polyuria
Respiratory, Thoracic and Mediastinal Disorders	Apnea, bronchospasm, dyspnea, hypercapnia, hypoventilation, hypoxia, pulmonary congestion, respiratory acidosis
Skin and Subcutaneous Tissue Disorders	Hyperhidrosis, pruritus, rash, urticaria
Surgical and Medical Procedures	Light anesthesia
Vascular Disorders	Blood pressure fluctuation, hemorrhage, hypertension, hypotension

7 DRUG INTERACTIONS

7.1 Anesthetics, Sedatives, Hypnotics, Opioids

Co-administration of dexmedetomidine hydrochloride in 0.9% sodium chloride injection with anesthetics, sedatives, hypnotics, and opioids is likely to lead to an enhancement of effects. Specific studies have confirmed these effects with sevoflurane, isoflurane, propofol, alfentanil, and midazolam. No pharmacokinetic interactions between dexmedetomidine hydrochloride in 0.9% sodium chloride injection and isoflurane, propofol, alfentanil and midazolam have been demonstrated. However, due to possible pharmacodynamic interactions, when co-administered with dexmedetomidine hydrochloride in 0.9% sodium chloride injection, a reduction in dosage of dexmedetomidine hydrochloride in 0.9% sodium chloride injection or the concomitant anesthetic, sedative, hypnotic or opioid may be required.

7.2 Neuromuscular Blockers

In one study of 10 healthy adult volunteers, administration of dexmedetomidine hydrochloride in 0.9% sodium chloride injection for 45 minutes at a plasma concentration of one ng/mL resulted in no clinically meaningful increases in the magnitude of neuromuscular blockade associated with rocuronium administration.

8 USE IN SPECIFIC POPULATIONS

8.1 Pregnancy

Risk Summary

Available data from published randomized controlled trials and case reports over several decades of use with intravenously administered dexmedetomidine during pregnancy have not identified a drug-associated risk of major birth defects and miscarriage; however, the reported exposures occurred after the first trimester. Most of the available data are based on studies with exposures that occurred at the time of caesarean

section delivery, and these studies have not identified an adverse effect on maternal outcomes or infant Apgar scores. Available data indicate that dexmedetomidine crosses the placenta.

In animal reproduction studies, fetal toxicity that lower fetal viability and reduced live fetuses occurred with subcutaneous administration of dexmedetomidine to pregnant rats during organogenesis at doses 1.8 times the maximum recommended human dose (MRHD) of 17.8 mcg/kg/day.

Developmental toxicity (low pup weights and adult offspring weights, decreased F1 grip strength, increased early implantation loss and decreased viability of second-generation offspring) occurred when pregnant rats were subcutaneously administered dexmedetomidine at doses less than the clinical dose from late pregnancy through lactation and weaning (*see Data*).

The estimated background risk of major birth defects and miscarriage for the indicated population is unknown. All pregnancies have a background risk of birth defect, loss, or other adverse outcomes. In the U.S. general population, the estimated background risk of major birth defects and miscarriage in clinically recognized pregnancies is 2-4% and 15-20%, respectively.

Data

Animal Data

Increased post-implantation losses and reduced live fetuses in the presence of maternal toxicity (i.e. decreased body weight) were noted in a rat embryo-fetal development study in which pregnant dams were administered subcutaneous doses of dexmedetomidine 200 mcg/kg/day (equivalent to 1.8 times the intravenous MRHD of 17.8 mcg/kg/day based on body surface area [BSA]) during the period of organogenesis (Gestation Day [GD] 6 to 15). No malformations were reported.

No malformations or embryo-fetal toxicity were noted in a rabbit embryo-fetal development study in which pregnant does were administered dexmedetomidine intravenously at doses of up to 96 mcg/kg/day (approximately half the human exposure at the MRHD based on AUC) during the period of organogenesis (GD 6 to 18).

Reduced pup and adult offspring birth weights, and grip strength were reported in a rat developmental toxicology study in which pregnant females were administered dexmedetomidine subcutaneously at doses of 8 mcg/kg/day (0.07 times the MRHD based on BSA) during late pregnancy through lactation and weaning (GD 16 to postnatal day [PND] 25). Decreased viability of second generation offspring and an increase in early implantation loss along with delayed motor development occurred in the 32 mcg/kg/day group (equivalent to less than the clinical dose based on BSA) when first generation offspring were allowed to mate. This study limited dosing to hard palate closure (GD 15 to 18) through weaning instead of dosing from implantation (GD 6 to 7) to weaning (PND 21).

In a study in the pregnant rat, placental transfer of dexmedetomidine was observed when radiolabeled dexmedetomidine was administered subcutaneously.

8.2 Lactation

Risk Summary

Available published literature reports the presence of dexmedetomidine in human milk following intravenous administration (see *Data*). There is no information regarding the effects of dexmedetomidine on the breastfed infant or the effects on milk production. Advise women to monitor the breastfed infant for irritability. The developmental and health benefits of breastfeeding should be considered along with the mother's clinical need for dexmedetomidine hydrochloride in 0.9% sodium chloride injection and any potential adverse effects on the breastfed infant from dexmedetomidine hydrochloride in 0.9% sodium chloride injection or from the underlying condition.

Data

In two published clinical studies, a total of 14 women were given intravenous dexmedetomidine 6 mcg/kg/hour for 10 minutes after delivery followed by continuous infusion of 0.2–0.7 mcg/kg/hour. Breast milk and maternal blood samples were collected at 0, 6, 12, and 24 hours after discontinuation of dexmedetomidine. Plasma and milk dexmedetomidine concentrations were detectable up to 6 hours in most subjects, up to 12 hours in one subject and undetectable in all at 24 hours. The milk-to-plasma ratio from single paired maternal milk and plasma concentrations at each time point ranged from 0.53 to 0.95. The relative infant dose was estimated to range from 0.02 to 0.098%.

8.4 Pediatric Use

Sedation for Non-Invasive Procedures

The safety and effectiveness of dexmedetomidine hydrochloride in 0.9% sodium chloride injection have not been established in pediatric patients less than 1 month of age.

Pediatric use information is approved for Hospira Inc.'s PRECEDEX™ (dexmedetomidine hydrochloride) in sodium chloride injection. However, due to Hospira Inc.'s marketing exclusivity rights, this drug product is not labeled with that information.

ICU Sedation

The safety and efficacy of dexmedetomidine hydrochloride in 0.9% sodium chloride injection have not been established in pediatric patients for ICU sedation. One assessor-blinded trial in pediatric patients and two open label studies in neonates were conducted to assess efficacy for ICU sedation. These studies did not meet their primary efficacy endpoints and the safety data submitted were insufficient to fully characterize the safety profile of dexmedetomidine hydrochloride in 0.9% sodium chloride injection for these patient populations.

8.5 Geriatric Use

Intensive Care Unit Sedation

A total of 729 patients in the clinical studies were 65 years of age and over. A total of 200 patients were 75 years of age and over. In patients greater than 65 years of age, a higher incidence of bradycardia and hypotension was observed following administration of dexmedetomidine hydrochloride in 0.9% sodium chloride injection [see *Warnings and Precautions* (5.2)]. Therefore, a dose reduction may be considered in patients over 65 years of age [see *Dosage and Administration* (2.2, 2.3), *Clinical Pharmacology* (12.3)].

Procedural Sedation

A total of 131 patients in the clinical studies were 65 years of age and over. A total of 47 patients were 75 years of age and over. Hypotension occurred in a higher incidence

in dexmedetomidine hydrochloride in 0.9% sodium chloride injection-treated patients 65 years or older (72%) and 75 years or older (74%) as compared to patients <65 years (47%). A reduced loading dose of 0.5 mcg/kg given over 10 minutes is recommended and a reduction in the maintenance infusion should be considered for patients greater than 65 years of age.

8.6 Hepatic Impairment

Since dexmedetomidine hydrochloride in 0.9% sodium chloride injection clearance decreases with increasing severity of hepatic impairment, dose reduction should be considered in patients with impaired hepatic function [see *Dosage and Administration* (2.2, 2.3), *Clinical Pharmacology* (12.3)].

9 DRUG ABUSE AND DEPENDENCE

9.1 Controlled Substance

Dexmedetomidine hydrochloride in 0.9% sodium chloride injection (dexmedetomidine hydrochloride) is not a controlled substance.

9.3 Dependence

The dependence potential of dexmedetomidine hydrochloride in 0.9% sodium chloride injection has not been studied in humans. However, since studies in rodents and primates have demonstrated that dexmedetomidine hydrochloride in 0.9% sodium chloride injection exhibits pharmacologic actions similar to those of clonidine, it is possible that dexmedetomidine hydrochloride in 0.9% sodium chloride injection may produce a clonidine-like withdrawal syndrome upon abrupt discontinuation [see *Warnings and Precautions* (5.5)].

10 OVERDOSAGE

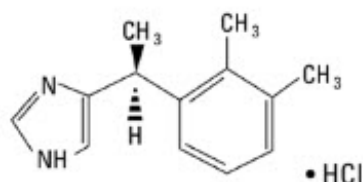
The tolerability of dexmedetomidine hydrochloride was studied in one study in which healthy adult subjects were administered doses at and above the recommended dose of 0.2 to 0.7 mcg/kg/hr. The maximum blood concentration achieved in this study was approximately 13 times the upper boundary of the therapeutic range. The most notable effects observed in two subjects who achieved the highest doses were first degree atrioventricular block and second-degree heart block. No hemodynamic compromise was noted with the atrioventricular block and the heart block resolved spontaneously within one minute.

Five adult patients received an overdose of dexmedetomidine hydrochloride in the intensive care unit sedation studies. Two of these patients had no symptoms reported; one patient received a 2 mcg/kg loading dose over 10 minutes (twice the recommended loading dose) and one patient received a maintenance infusion of 0.8 mcg/kg/hr. Two other patients who received a 2 mcg/kg loading dose over 10 minutes, experienced bradycardia and/or hypotension. One patient who received a loading bolus dose of undiluted dexmedetomidine hydrochloride (19.4 mcg/kg), had cardiac arrest from which he was successfully resuscitated.

11 DESCRIPTION

Dexmedetomidine hydrochloride in 0.9% sodium chloride injection is a sterile, nonpyrogenic ready to use solution suitable for intravenous infusion. Dexmedetomidine hydrochloride is a central α_2 -adrenergic agonist. Dexmedetomidine hydrochloride is the S-enantiomer of medetomidine. Dexmedetomidine hydrochloride chemical name is 1H-Imidazole, 4-[1-(2,3dimethylphenyl)ethyl]-, monohydrochloride, (S).

Dexmedetomidine hydrochloride has a molecular weight of 236.7 and the empirical formula is $C_{13}H_{16}N_2 \cdot HCl$ and the structural formula is:



Dexmedetomidine hydrochloride is a white or almost white powder that is freely soluble in water and has a pKa of 7.1. Its partition coefficient in-octanol: water at pH 7.4 is 2.89.

Dexmedetomidine hydrochloride in 0.9% sodium chloride injection is supplied as a clear, colorless, isotonic solution with a pH of 4.5 to 5.5. Each mL contains 4.72 mcg of dexmedetomidine hydrochloride equivalent to 4 mcg (0.004 mg) of dexmedetomidine and 9 mg of sodium chloride in water and is ready to be used. The solution is preservative-free and contains no additives or chemical stabilizers.

12 CLINICAL PHARMACOLOGY

12.1 Mechanism of Action

Dexmedetomidine hydrochloride is a relatively selective centrally acting α_2 -adrenergic agonist with sedative properties. α_2 selectivity is observed in animals following slow intravenous infusion of low and medium doses (10-300 mcg/kg). Both α_1 and α_2 activity is observed following slow intravenous infusion of high doses ($\geq 1,000$ mcg/kg) or with rapid intravenous administration.

12.2 Pharmacodynamics

In a study in healthy adult volunteers (N=10), respiratory rate and oxygen saturation remained within normal limits and there was no evidence of respiratory depression when dexmedetomidine hydrochloride in 0.9% sodium chloride injection was administered by intravenous infusion at doses within the recommended dose range (0.2-0.7 mcg/kg/hr).

12.3 Pharmacokinetics

Following intravenous administration to adults, dexmedetomidine exhibits the following pharmacokinetic parameters: a rapid distribution phase with a distribution half-life ($t_{1/2}$) of approximately 6 minutes; a terminal elimination half-life ($t_{1/2}$) of approximately 2 hours; and steady-state volume of distribution (V_{SS}) of approximately 118 liters. Clearance is estimated to be approximately 39 L/h. The mean body weight associated

with this clearance estimate was 72 kg.

Dexmedetomidine exhibits linear pharmacokinetics in the dosage range of 0.2 to 0.7 mcg/kg/hr when administered to adults by intravenous infusion for up to 24 hours. Table 10 shows the main pharmacokinetic parameters when dexmedetomidine hydrochloride in 0.9% sodium chloride injection was infused (after appropriate loading doses) at maintenance infusion rates of 0.17 mcg/kg/hr (target plasma concentration of 0.3 ng/mL) for 12 and 24 hours, 0.33 mcg/kg/hr (target plasma concentration of 0.6 ng/mL) for 24 hours, and 0.70 mcg/kg/hr (target plasma concentration of 1.25 ng/mL) for 24 hours.

Table 10: Mean \pm SD Pharmacokinetic Parameters in Adults

Parameter	Loading Infusion (min)/Total Infusion Duration (hrs)			
	10 min/12 hrs	10 min/24 hrs	10 min/24 hrs	35 min/24 hrs
	Dexmedetomidine Target Plasma Concentration (ng/mL) and Dose (mcg/kg/hr)			
	0.3/0.17	0.3/0.17	0.6/0.33	1.25/0.70
t_{1/2}[*], hour	1.78 \pm 0.30	2.22 \pm 0.59	2.23 \pm 0.21	2.50 \pm 0.61
CL, liter/hour	46.3 \pm 8.3	43.1 \pm 6.5	35.3 \pm 6.8	36.5 \pm 7.5
V_{ss}, liter	88.7 \pm 22.9	102.4 \pm 20.3	93.6 \pm 17.0	99.6 \pm 17.8
Avg C_{ss}[†], ng/mL	0.27 \pm 0.05	0.27 \pm 0.05	0.67 \pm 0.10	1.37 \pm 0.20

Abbreviations: t_{1/2} = half-life, CL = clearance, V_{ss} = steady-state volume of distribution.

* Presented as harmonic mean and pseudo standard deviation.

† Mean C_{ss} = Average steady-state concentration of dexmedetomidine. The mean C_{ss} was calculated based on post-dose sampling from 2.5 to 9 hours samples for 12 hour infusion and post-dose sampling from 2.5 to 18 hours for 24 hour infusions.

The loading doses for each of the above indicated groups were 0.5, 0.5, 1 and 2.2 mcg/kg, respectively.

Dexmedetomidine pharmacokinetic parameters in adults after dexmedetomidine hydrochloride in 0.9% sodium chloride injection maintenance doses of 0.2 to 1.4 mcg/kg/hr for >24 hours were similar to the pharmacokinetic (PK) parameters after dexmedetomidine hydrochloride in 0.9% sodium chloride injection maintenance dosing for < 24 hours in other studies. The values for clearance (CL), volume of distribution (V), and t_{1/2} were 39.4 L/hr, 152 L, and 2.67 hours, respectively.

Distribution

The steady-state volume of distribution (V_{ss}) of dexmedetomidine was approximately 118 liters. Dexmedetomidine protein binding was assessed in the plasma of normal healthy male and female subjects. The average protein binding was 94% and was constant across the different plasma concentrations tested. Protein binding was similar in males and females. The fraction of dexmedetomidine hydrochloride in 0.9% sodium chloride injection that was bound to plasma proteins was significantly decreased in subjects with hepatic impairment compared to healthy subjects.

The potential for protein binding displacement of dexmedetomidine by fentanyl, ketorolac, theophylline, digoxin and lidocaine was explored *in vitro*, and negligible changes in the plasma protein binding of dexmedetomidine hydrochloride in 0.9%

sodium chloride injection were observed. The potential for protein binding displacement of phenytoin, warfarin, ibuprofen, propranolol, theophylline and digoxin by dexmedetomidine hydrochloride in 0.9% sodium chloride injection was explored *in vitro* and none of these compounds appeared to be significantly displaced by dexmedetomidine hydrochloride in 0.9% sodium chloride injection.

Elimination

Metabolism

Dexmedetomidine undergoes almost complete biotransformation with very little unchanged dexmedetomidine excreted in urine and feces. Biotransformation involves both direct glucuronidation as well as cytochrome P450 mediated metabolism. The major metabolic pathways of dexmedetomidine are: direct N-glucuronidation to inactive metabolites; aliphatic hydroxylation (mediated primarily by CYP2A6 with a minor role of CYP1A2, CYP2E1, CYP2D6 and CYP2C19) of dexmedetomidine to generate 3-hydroxy-dexmedetomidine, the glucuronide of 3-hydroxy-dexmedetomidine, and 3-carboxy-dexmedetomidine; and N-methylation of dexmedetomidine to generate 3-hydroxy N-methyl-dexmedetomidine, 3-carboxy N-methyl-dexmedetomidine, and dexmedetomidine-N-methyl O-glucuronide.

Excretion

The terminal elimination half-life ($t_{1/2}$) of dexmedetomidine is approximately 2 hours and clearance is estimated to be approximately 39 L/h. A mass balance study demonstrated that after nine days an average of 95% of the radioactivity, following intravenous administration of radiolabeled dexmedetomidine, was recovered in the urine and 4% in the feces. No unchanged dexmedetomidine was detected in the urine. Approximately 85% of the radioactivity recovered in the urine was excreted within 24 hours after the infusion. Fractionation of the radioactivity excreted in urine demonstrated that products of N-glucuronidation accounted for approximately 34% of the cumulative urinary excretion. In addition, aliphatic hydroxylation of parent drug to form 3-hydroxy-dexmedetomidine, the glucuronide of 3-hydroxy-dexmedetomidine, and 3-carboxylic acid-dexmedetomidine together represented approximately 14% of the dose in urine. N-methylation of dexmedetomidine to form 3-hydroxy N-methyl dexmedetomidine, 3-carboxy N-methyl dexmedetomidine, and N-methyl O-glucuronide dexmedetomidine accounted for approximately 18% of the dose in urine. The N-Methyl metabolite itself was a minor circulating component and was undetected in urine. Approximately 28% of the urinary metabolites have not been identified.

Specific Populations

Male and Female Patients

There was no observed difference in dexmedetomidine hydrochloride in 0.9% sodium chloride injection pharmacokinetics due to sex.

Geriatric Patients

The pharmacokinetic profile of dexmedetomidine hydrochloride in 0.9% sodium chloride injection was not altered by age. There were no differences in the pharmacokinetics of dexmedetomidine hydrochloride in 0.9% sodium chloride injection in young (18-40 years), middle age (41-65 years), and elderly (>65 years) subjects.

Pediatric Patients

Pediatric use information is approved for Hospira Inc.'s PRECEDEX™ (dexmedetomidine hydrochloride) injection and PRECEDEX™ (dexmedetomidine hydrochloride) in sodium chloride injection. However, due to Hospira Inc.'s marketing exclusivity rights, this drug

product is not labeled with that information.

Patients with Hepatic Impairment

In adult subjects with varying degrees of hepatic impairment (Child-Pugh Class A, B, or C), clearance values for dexmedetomidine hydrochloride in 0.9% sodium chloride injection were lower than in healthy subjects. The mean clearance values for patients with mild, moderate, and severe hepatic impairment were 74%, 64% and 53% of those observed in the normal healthy adult subjects, respectively. Mean clearances for free drug were 59%, 51% and 32% of those observed in the normal healthy adult subjects, respectively.

Although dexmedetomidine hydrochloride in 0.9% sodium chloride injection is dosed to effect, it may be necessary to consider dose reduction in subjects with hepatic impairment [see *Dosage and Administration (2.2)*, *Warnings and Precautions (5.8)*].

Patients with Renal Impairment

Dexmedetomidine pharmacokinetics (C_{max} , T_{max} , AUC, $t_{1/2}$, CL, and V_{ss}) were not significantly different in patients with severe renal impairment (creatinine clearance: <30 mL/min) compared to healthy subjects.

Drug Interaction Studies

In vitro studies: *In vitro* studies in human liver microsomes demonstrated no evidence of cytochrome P450 mediated drug interactions that are likely to be of clinical relevance.

13 NONCLINICAL TOXICOLOGY

13.1 Carcinogenesis, Mutagenesis, Impairment of Fertility

Carcinogenesis

Animal carcinogenicity studies have not been performed with dexmedetomidine.

Mutagenesis

Dexmedetomidine was not mutagenic *in vitro*, in either the bacterial reverse mutation assay (*E. coli* and *Salmonella typhimurium*) or the mammalian cell forward mutation assay (mouse lymphoma). Dexmedetomidine was clastogenic in the *in vitro* human lymphocyte chromosome aberration test with, but not without, rat S9 metabolic activation. In contrast, dexmedetomidine was not clastogenic in the *in vitro* human lymphocyte chromosome aberration test with or without human S9 metabolic activation. Although dexmedetomidine was clastogenic in an *in vivo* mouse micronucleus test in NMRI mice, there was no evidence of clastogenicity in CD-1 mice.

Impairment of Fertility

Fertility in male or female rats was not affected after daily subcutaneous injections of dexmedetomidine at doses up to 54 mcg/kg (less than the maximum recommended human intravenous dose on a mcg/m² basis) administered from 10 weeks prior to mating in males, and 3 weeks prior to mating and during mating in females.

13.2 Animal Toxicology and/or Pharmacology

There were no differences in the adrenocorticotrophic hormone (ACTH)-stimulated cortisol response in dogs following a single dose of dexmedetomidine compared to saline control. However, after continuous subcutaneous infusions of dexmedetomidine at 3 mcg/kg/hr and 10 mcg/kg/hr for one week in dogs (exposures estimated to be

within the clinical range), the ACTH-stimulated cortisol response was diminished by approximately 27% and 40%, respectively, compared to saline-treated control animals indicating a dose-dependent adrenal suppression.

14 CLINICAL STUDIES

The safety and efficacy of dexmedetomidine hydrochloride has been evaluated in four randomized, double-blind, placebo-controlled multicenter clinical trials in 1,185 adult patients.

14.1 Intensive Care Unit Sedation

Two randomized, double-blind, parallel-group, placebo-controlled multicenter clinical trials included 754 adult patients being treated in a surgical intensive care unit. All patients were initially intubated and received mechanical ventilation. These trials evaluated the sedative properties of dexmedetomidine hydrochloride in 0.9% sodium chloride injection by comparing the amount of rescue medication (midazolam in one trial and propofol in the second) required to achieve a specified level of sedation (using the standardized Ramsay Sedation Scale) between dexmedetomidine hydrochloride in 0.9% sodium chloride injection and placebo from onset of treatment to extubation or to a total treatment duration of 24 hours. The Ramsay Level of Sedation Scale is displayed in Table 12.

Table 12: Ramsay Level of Sedation Scale

Clinical Score	Level of Sedation Achieved
6	Asleep, no response
5	Asleep, sluggish response to light glabellar tap or loud auditory stimulus
4	Asleep, but with brisk response to light glabellar tap or loud auditory stimulus
3	Patient responds to commands
2	Patient cooperative, oriented, and tranquil
1	Patient anxious, agitated, or restless

In the first study, 175 adult patients were randomized to receive placebo and 178 to receive dexmedetomidine hydrochloride in 0.9% sodium chloride injection by intravenous infusion at a dose of 0.4 mcg/kg/hr (with allowed adjustment between 0.2 and 0.7

mcg/kg/hr) following an initial loading infusion of one mcg/kg intravenous over 10 minutes. The study drug infusion rate was adjusted to maintain a Ramsay sedation score of ≥ 3 . Patients were allowed to receive “rescue” midazolam as needed to augment the study drug infusion. In addition, morphine sulfate was administered for pain as needed. The primary outcome measure for this study was the total amount of rescue medication (midazolam) needed to maintain sedation as specified while intubated. Patients randomized to placebo received significantly more midazolam than patients randomized to dexmedetomidine hydrochloride in 0.9% sodium chloride injection (see Table 13).

A second prospective primary analysis assessed the sedative effects of dexmedetomidine hydrochloride in 0.9% sodium chloride injection by comparing the percentage of adult patients who achieved a Ramsay sedation score of ≥ 3 during intubation without the use of additional rescue medication. A significantly greater percentage of adult patients in the dexmedetomidine hydrochloride in 0.9% sodium chloride injection group maintained a Ramsay sedation score of ≥ 3 without receiving any midazolam rescue compared to the placebo group (see Table 13).

Table 13: Midazolam Use as Rescue Medication During Intubation (ITT) Study One

	Placebo (N = 175)	Dexmedetomidine hydrochloride in 0.9% sodium chloride injection (N = 178)	p-value
Mean Total Dose (mg) of Midazolam Standard deviation	19 mg 53 mg	5 mg 19 mg	0.0011*
Categorized Midazolam Use			
0 mg	43 (25%)	108 (61%)	<0.001†
0–4 mg	34 (19%)	36 (20%)	
>4 mg	98 (56%)	34 (19%)	

ITT (intent-to-treat) population includes all randomized patients.

* ANOVA model with treatment center.

† Chi-square.

A prospective secondary analysis assessed the dose of morphine sulfate administered to adult patients in the dexmedetomidine hydrochloride in 0.9% sodium chloride injection and placebo groups. On average, dexmedetomidine hydrochloride in 0.9% sodium chloride injection-treated patients received less morphine sulfate for pain than placebo-treated patients (0.47 versus 0.83 mg/h). In addition, 44% (79 of 178 patients) of

dexmedetomidine hydrochloride in 0.9% sodium chloride injection patients received no morphine sulfate for pain versus 19% (33 of 175 patients) in the placebo group.

In a second study, 198 adult patients were randomized to receive placebo and 203 to receive dexmedetomidine hydrochloride in 0.9% sodium chloride injection by intravenous infusion at a dose of 0.4 mcg/kg/hr (with allowed adjustment between 0.2 and 0.7 mcg/kg/hr) following an initial loading infusion of one mcg/kg intravenous over 10 minutes. The study drug infusion was adjusted to maintain a Ramsay sedation score of ≥ 3 . Patients were allowed to receive “rescue” propofol as needed to augment the study drug infusion. In addition, morphine sulfate was administered as needed for pain. The primary outcome measure for this study was the total amount of rescue medication (propofol) needed to maintain sedation as specified while intubated.

Adult patients randomized to placebo received significantly more propofol than adult patients randomized to dexmedetomidine hydrochloride in 0.9% sodium chloride injection (see Table 14).

A significantly greater percentage of adult patients in the dexmedetomidine hydrochloride in 0.9% sodium chloride injection group compared to the placebo group maintained a Ramsay sedation score of ≥ 3 without receiving any propofol rescue (see Table 14).

Table 14: Propofol Use as Rescue Medication During Intubation (ITT) Study Two

	Placebo (N = 198)	Dexmedetomidine hydrochloride in 0.9% sodium chloride injection (N = 203)	p-value
Mean Total Dose (mg) of Propofol	513 mg	72 mg	<0.0001*
Standard deviation	782 mg	249 mg	
Categorized Propofol Use			
0 mg	47 (24%)	122 (60%)	<0.001†
0–50 mg	30 (15%)	43 (21%)	
>50 mg	121 (61%)	38 (19%)	

* ANOVA model with treatment center.

† Chi-square.

A prospective secondary analysis assessed the dose of morphine sulfate administered to adult patients in the dexmedetomidine hydrochloride in 0.9% sodium chloride injection and placebo groups. On average, dexmedetomidine hydrochloride in 0.9% sodium chloride injection-treated patients received less morphine sulfate for pain than placebo-treated patients (0.43 versus 0.89 mg/h). In addition, 41% (83 of 203 patients) of dexmedetomidine hydrochloride in 0.9% sodium chloride injection patients received no morphine sulfate for pain versus 15% (30 of 198 patients) in the placebo group.

In a controlled clinical trial, dexmedetomidine hydrochloride in 0.9% sodium chloride injection was compared to midazolam for ICU sedation exceeding 24 hours duration.

Dexmedetomidine hydrochloride in 0.9% sodium chloride injection was not shown to be superior to midazolam for the primary efficacy endpoint, the percent of time patients were adequately sedated (81% versus 81%). In addition, administration of dexmedetomidine hydrochloride in 0.9% sodium chloride injection for longer than 24 hours was associated with tolerance, tachyphylaxis, and a dose-related increase in adverse events [see *Adverse Reactions* (6.1)].

14.2 Procedural Sedation

Adult Patients

The safety and efficacy of dexmedetomidine hydrochloride in 0.9% sodium chloride injection for sedation of non-intubated adult patients prior to and/or during surgical and other procedures was evaluated in two randomized, double-blind, placebo-controlled multicenter clinical trials. Study 1 evaluated the sedative properties of dexmedetomidine hydrochloride in 0.9% sodium chloride injection in adult patients having a variety of elective surgeries/procedures performed under monitored anesthesia care. Study 2 evaluated dexmedetomidine hydrochloride in 0.9% sodium chloride injection in adult patients undergoing awake fiberoptic intubation prior to a surgical or diagnostic procedure.

In Study 1, the sedative properties of dexmedetomidine hydrochloride in 0.9% sodium chloride injection were evaluated by comparing the percent of adult patients not requiring rescue midazolam to achieve a specified level of sedation using the standardized Observer's Assessment of Alertness/Sedation Scale (see Table 15).

Table 15: Observer's Assessment of Alertness/Sedation

Assessment Categories				
Responsiveness	Speech	Facial Expression	Eyes	Composite Score
Responds readily to name spoken in normal tone	Normal	Normal	Clear, no ptosis	5 (alert)
Lethargic response to name spoken in normal tone	Mild slowing or thickening	Mild relaxation	Glazed or mild ptosis (less than half the eye)	4
Responds only after name is called loudly and/or repeatedly	Slurring or prominent slowing	Marked relaxation (slack jaw)	Glazed and marked ptosis (half the eye or more)	3
Responds only after mild prodding or shaking	Few recognizable words	–	–	2
Does not respond	–	–	–	1 (deep)

to mild prodding or shaking				sleep)
-----------------------------------	--	--	--	--------

Adult patients were randomized to receive a loading infusion of either dexmedetomidine hydrochloride in 0.9% sodium chloride injection 1 mcg/kg, dexmedetomidine hydrochloride in 0.9% sodium chloride injection 0.5 mcg/kg, or placebo (normal saline) given over 10 minutes and followed by a maintenance infusion started at 0.6 mcg/kg/hr. The maintenance infusion of study drug could be titrated from 0.2 mcg/kg/hr to 1 mcg/kg/hr to achieve the targeted sedation score (Observer's Assessment of Alertness/Sedation Scale ≤ 4). Adult patients were allowed to receive rescue midazolam as needed to achieve and/or maintain an Observer's Assessment of Alertness/Sedation Scale ≤ 4 . After achieving the desired level of sedation, a local or regional anesthetic block was performed. Demographic characteristics were similar between the dexmedetomidine hydrochloride in 0.9% sodium chloride injection and comparator groups. Efficacy results showed that dexmedetomidine hydrochloride in 0.9% sodium chloride injection was more effective than the comparator group when used to sedate non-intubated patients requiring monitored anesthesia care during surgical and other procedures (see Table 15).

In Study 2, the sedative properties of dexmedetomidine hydrochloride in 0.9% sodium chloride injection were evaluated by comparing the percent of adult patients requiring rescue midazolam to achieve or maintain a specified level of sedation using the Ramsay Sedation Scale score ≥ 2 (see Table 12). Adult patients were randomized to receive a loading infusion of dexmedetomidine hydrochloride in 0.9% sodium chloride injection 1 mcg/kg or placebo (normal saline) given over 10 minutes and followed by a fixed maintenance infusion of 0.7 mcg/kg/hr. After achieving the desired level of sedation, topicalization of the airway occurred. Adult patients were allowed to receive rescue midazolam as needed to achieve and/or maintain a Ramsay Sedation Scale ≥ 2 . Demographic characteristics were similar between the dexmedetomidine hydrochloride in 0.9% sodium chloride injection and comparator groups. For efficacy results see Table 16.

Table 16: Key Efficacy Results of Adult Procedural Sedation Studies

Study	Loading Infusion Treatment Arm	Number of Patients Enrolled*	% Not Requiring Midazolam Rescue	Confidence [†] Interval on the Difference vs. Placebo	Mean (SD) Total Dose (mg) of Rescue Midazolam Required	Confidence [†] Intervals of the Mean Rescue Dose
Study 1	Dexmedetomidine 0.5 mcg/kg	134	40	37 (27, 48)	1.4 (1.7)	-2.7 (-3.4, -2.0)
	Dexmedetomidine 1 mcg/kg	129	54	51 (40, 62)	0.9 (1.5)	-3.1 (-3.8, -2.5)
	Placebo	63	3	-	4.1 (3.0)	-
Study	Dexmedetomidine 1 mcg/kg	55	53	39 (20, 57)	1.1 (1.5)	-1.8 (-2.7, -0.9)

2	1 mcg/kg					0.9%
	Placebo	50	14	-	2.9 (3.0)	-

* Based on ITT population defined as all randomized and treated patients.

† Normal approximation to the binomial with continuity correction.

Pediatric use information is approved for Hospira Inc.'s PRECEDEX™ (dexmedetomidine hydrochloride) in sodium chloride injection. However, due to Hospira Inc.'s marketing exclusivity rights, this drug product is not labeled with that information.

16 HOW SUPPLIED/STORAGE AND HANDLING

Dexmedetomidine Hydrochloride in 0.9% Sodium Chloride Injection

Store at 20° to 25°C (68° to 77°F)[See USP Controlled Room Temperature].

Dexmedetomidine hydrochloride in 0.9% sodium chloride injection is clear and colorless, and available as 200 mcg/50 mL (4 mcg/mL) and 400 mcg/100 mL (4 mcg/mL) in 50 mL and 100 mL **Galaxy** containers, respectively. **Galaxy** containers are intended for single dose. Discard unused portion.

Code	NDC No.	Container	Size	Number of Containers/Carton
2G3494	43066-561-24	Galaxy single-dose	50 mL	Twenty-four (24) (2 x 12) - 200 mcg/50 mL Containers
2G3495	43066-565-12	Galaxy single-dose	100 mL	Twelve (12) (2 x 6) - 400 mcg/100 mL Containers

17 PATIENT COUNSELING INFORMATION

Dexmedetomidine hydrochloride in 0.9% sodium chloride injection is indicated for short-term intravenous sedation. Dosage must be individualized and titrated to the desired clinical effect. Blood pressure, heart rate and oxygen levels will be monitored both continuously during the infusion of dexmedetomidine hydrochloride in 0.9% sodium chloride injection and as clinically appropriate after discontinuation.

- When dexmedetomidine hydrochloride in 0.9% sodium chloride injection is infused for more than 6 hours, patients should be informed to report nervousness, agitation, and headaches that may occur for up to 48 hours.
- Additionally, patients should be informed to report symptoms that may occur within 48 hours after the administration of dexmedetomidine hydrochloride in 0.9% sodium chloride injection such as: weakness, confusion, excessive sweating, weight loss, abdominal pain, salt cravings, diarrhea, constipation, dizziness or light-headedness.
- Advise breastfeeding mothers who were exposed to dexmedetomidine hydrochloride in 0.9% sodium chloride injection to monitor breastfed neonates for irritability [see *Use in Specific Populations* (8.2)].

Baxter and Galaxy are trademarks of Baxter International Inc. or its subsidiaries.

PREMIERProRx is a registered trademark of Premier, Inc., used under license.

Any other trademarks, product names or brand images appearing herein are the property of their respective owners.

PREMIERProRx®

Manufactured by **Baxter Healthcare Corporation**
Deerfield, IL 60015 USA

Made in USA

071909101

PACKAGE/LABEL PRINCIPAL DISPLAY PANEL



NDC 43066-561-24

Dexmedetomidine Hydrochloride in 0.9% Sodium Chloride Injection

200 mcg per 50 mL
(4 mcg / mL)*

GALAXY

Code 2G3494

50 mL Single Dose Container

Discard unused portion

For Intravenous Infusion

*Each mL contains: 4 mcg dexmedetomidine provided as 4.72 mcg dexmedetomidine HCl, USP; 9 mg sodium chloride, USP; 483 mcg sodium acetate trihydrate, USP; 87 mcg glacial acetic acid, USP; and Water for Injection, USP.
pH is 4.5 to 5.5.

Usual Dosage: See prescribing information.

Rx Only

Store at 20° to 25°C (68° to 77°F) [See USP Controlled Room Temperature].

Do not freeze.

PREMIERProRx®

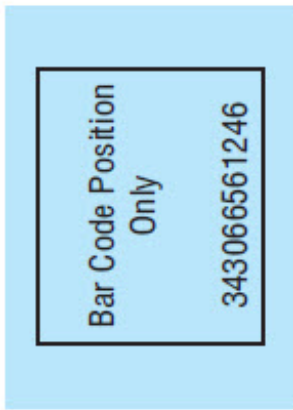
Galaxy is a registered trademark of Baxter International Inc.

PREMIERProRx is a registered trademark of Premier, Inc., used under license.

Manufactured by **Baxter Healthcare Corporation**, Deerfield, IL 60015 USA

Made in USA

07-34-00-2287



Container Label

NDC 43066-561-24

**Dexmedetomidine Hydrochloride in
0.9% Sodium Chloride Injection**

**200 mcg per 50 mL
(4 mcg / mL)***

Code 2G3494

**GALAXY
50 mL Single Dose Container
Discard unused portion
For Intravenous Infusion**

*Each mL contains: 4 mcg dexmedetomidine provided as 4.72 mcg dexmedetomidine HCl, USP; 9 mg sodium chloride, USP; 483 mcg sodium acetate trihydrate, USP; 87 mcg glacial acetic acid, USP; and Water for Injection, USP. pH is 4.5 to 5.5.

Usual Dosage: See prescribing information.

Rx Only

Store at 20° to 25°C (68° to 77°F) [See USP Controlled Room Temperature].
Do not freeze.

PREMIERProRx® Logo

Galaxy is a registered trademark of Baxter International Inc.

PREMIERProRx is a registered trademark of Premier, Inc., used under license.

Manufactured by **Baxter Healthcare Corporation**, Deerfield, IL 60015 USA

Made in USA 07-34-00-2287

Bar Code Position

Only

343066561246

GALAXY Container

Galaxy is a registered trademark of Baxter International Inc.
PREMIERProRx is a registered trademark of Premier, Inc., used under license.
Manufactured by **Baxter Healthcare Corporation**, Deerfield, IL 60015 USA
Made in USA

PREMIERProRx®

07-04-00-1264

Dexmedetomidine Hydrochloride in 0.9% Sodium Chloride Injection**Rx Only****NDC 43066-561-24****200 mcg per 50 mL (4 mcg / mL)***

Contains 12 (1 x 12) 50 mL Single Dose Containers
Store at 20° to 25°C (68° to 77°F) [See USP Controlled Room Temperature]. Do not freeze.

Bar Code Position Only

(01)20343066561240

GALAXY Container

Galaxy is a registered trademark of Baxter International Inc.
PREMIERProRx is a registered trademark of Premier, Inc., used under license.
Manufactured by **Baxter Healthcare Corporation**, Deerfield, IL 60015 USA
Made in USA

PREMIERProRx®

07-04-00-1264

Dexmedetomidine Hydrochloride in 0.9% Sodium Chloride Injection**Rx Only****NDC 43066-561-24****200 mcg per 50 mL (4 mcg / mL)***

Contains 12 (1 x 12) 50 mL Single Dose Containers
Store at 20° to 25°C (68° to 77°F) [See USP Controlled Room Temperature]. Do not freeze.

Bar Code Position Only

(01)20343066561240

For Intravenous Infusion

*Each mL contains: 4 mcg dexmedetomidine provided as 4.72 mcg dexmedetomidine HCl, USP; 9 mg sodium chloride, USP; 483 mcg sodium acetate trihydrate, USP; 87 mcg glacial acetic acid, USP; and Water for Injection, USP. pH is 4.5 to 5.5.

Usual Dosage: See prescribing information.

For Intravenous Infusion

*Each mL contains: 4 mcg dexmedetomidine provided as 4.72 mcg dexmedetomidine HCl, USP; 9 mg sodium chloride, USP; 483 mcg sodium acetate trihydrate, USP; 87 mcg glacial acetic acid, USP; and Water for Injection, USP. pH is 4.5 to 5.5.

Usual Dosage: See prescribing information.

Carton Label**GALAXY** Container

Galaxy is a registered trademark of Baxter International Inc.
PREMIERProRx is a registered trademark of Premier, Inc., used under license.
Manufactured by **Baxter Healthcare Corporation**, Deerfield, IL 60015 USA
Made in USA

PREMIER Pro Rx® logo

07-04-00-1264

Dexmedetomidine Hydrochloride in 0.9% Sodium Chloride Injection**200 mcg per 50 mL (4 mcg / mL)***

Contains 12 (1 x 12) 50 mL Single Dose Containers

Store at 20° to 25°C (68° to 77°F) [See USP Controlled Room Temperature]. Do not freeze.

Rx Only**NDC 43066-561-24****Code 2G3494**

Bar Code Position Only

(01)20343066561240

Intravenous Infusion

*Each mL contains: 4 mcg dexmedetomidine provided as 4.72 mcg dexmedetomidine HCl, USP; 9 mg sodium chloride, USP; 483 mcg sodium acetate trihydrate, USP; 87 mcg glacial acetic

acid, USP; and Water
for Injection, USP. pH is 4.5 to 5.5.

Usual Dosage: See prescribing information.

NDC 43066-565-12

**Dexmedetomidine Hydrochloride in
0.9% Sodium Chloride Injection**

**400 mcg per 100 mL
(4 mcg / mL)***

GALAXY

Code 2G3495

100 mL Single Dose Container

Discard unused portion

For Intravenous Infusion

*Each mL contains: 4 mcg dexmedetomidine provided as 4.72 mcg dexmedetomidine HCl, USP; 9 mg sodium chloride, USP; 483 mcg sodium acetate trihydrate, USP; 87 mcg glacial acetic acid, USP; and Water for Injection, USP. pH is 4.5 to 5.5.

Usual Dosage: See prescribing information.

Rx Only

Store at 20° to 25°C (68° to 77°F) [See USP Controlled Room Temperature].

Do not freeze.

PREMIERProRx®

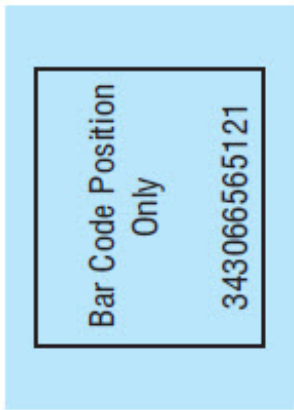
Galaxy is a registered trademark of Baxter International Inc.

PREMIERProRx is a registered trademark of Premier, Inc., used under license.

Manufactured by **Baxter Healthcare Corporation**, Deerfield, IL 60015 USA

Made in USA

07-34-00-2288



Container Label

NDC 43066-565-12

**Dexmedetomidine Hydrochloride in
0.9% Sodium Chloride Injection**

**400 mcg per 100 mL
(4 mcg / mL)***

Code 2G3495

GALAXY

100 mL Single Dose Container

Discard unused portion

For Intravenous Infusion

*Each mL contains: 4 mcg dexmedetomidine provided as 4.72 mcg dexmedetomidine HCl, USP; 9 mg sodium chloride, USP; 483 mcg sodium acetate trihydrate, USP; 87 mcg glacial acetic acid, USP; and Water for Injection, USP. pH is 4.5 to 5.5.

Usual Dosage: See prescribing information.

Rx Only

Store at 20° to 25°C (68° to 77°F) [See USP Controlled Room Temperature].

Do not freeze.

PREMIERProRx® Logo

Galaxy is a registered trademark of Baxter International Inc.

Novaplus is a registered trademark of Vizient, Inc.

Manufactured by **Baxter Healthcare Corporation**, Deerfield, IL 60015 USA

Made in USA 07-34-00-2288

Bar Code Position

Only

343066565121

GALAXY Container

Galaxy is a registered trademark of Baxter International Inc.
PREMIERProRx is a registered trademark of Premier, Inc., used under license.
Manufactured by **Baxter Healthcare Corporation**, Deerfield, IL 60015 USA
Made in USA

PREMIERProRx®

07-04-00-1265

Dexmedetomidine Hydrochloride in 0.9% Sodium Chloride Injection**Rx Only****NDC 43066-565-12****Code 2G3495****400 mcg per 100 mL (4 mcg / mL)***

Contains 6 (1 x 6) 100 mL Single Dose Containers
Store at 20° to 25°C (68° to 77°F) [See USP Controlled Room Temperature]. Do not freeze.

Bar Code Position Only

(01)20343066565125

GALAXY Container

Galaxy is a registered trademark of Baxter International Inc.
PREMIERProRx is a registered trademark of Premier, Inc., used under license.
Manufactured by **Baxter Healthcare Corporation**, Deerfield, IL 60015 USA
Made in USA

PREMIERProRx®

07-04-00-1265

Dexmedetomidine Hydrochloride in 0.9% Sodium Chloride Injection**Rx Only****NDC 43066-565-12****Code 2G3495****400 mcg per 100 mL (4 mcg / mL)***

Contains 6 (1 x 6) 100 mL Single Dose Containers
Store at 20° to 25°C (68° to 77°F) [See USP Controlled Room Temperature]. Do not freeze.

Bar Code Position Only

(01)20343066565125

For Intravenous Infusion

*Each mL contains: 4 mcg dexmedetomidine provided as 4.72 mcg dexmedetomidine HCl, USP; 9 mg sodium chloride, USP; 483 mcg sodium acetate trihydrate, USP; 87 mcg glacial acetic acid, USP; and Water for Injection, USP. pH is 4.5 to 5.5.

Usual Dosage: See prescribing information.

For Intravenous Infusion

*Each mL contains: 4 mcg dexmedetomidine provided as 4.72 mcg dexmedetomidine HCl, USP; 9 mg sodium chloride, USP; 483 mcg sodium acetate trihydrate, USP; 87 mcg glacial acetic acid, USP; and Water for Injection, USP. pH is 4.5 to 5.5.

Usual Dosage: See prescribing information.

Carton Label**GALAXY** Container

Galaxy is a registered trademark of Baxter International Inc.
PREMIERProRx is a registered trademark of Premier, Inc., used under license.
Manufactured by **Baxter Healthcare Corporation**, Deerfield, IL 60015 USA
Made in USA

PREMIERProRx®

07-04-00-1265

Dexmedetomidine Hydrochloride in 0.9% Sodium Chloride Injection**400 mcg per 100 mL (4 mcg / mL)***

Contains 6 (1 x 6) 100 mL Single Dose Containers

Store at 20° to 25°C (68° to 77°F) [See USP Controlled Room Temperature]. Do not freeze.

Rx Only**NDC 43066-565-12****Code 2G3495**

Bar Code Position Only

(01)20343066565125

Intravenous Infusion

*Each mL contains: 4 mcg dexmedetomidine provided as 4.72 mcg dexmedetomidine HCl, USP; 9 mg sodium

chloride, USP; 483 mcg sodium acetate trihydrate, USP; 87 mcg glacial acetic acid, USP; and Water for Injection, USP. pH is 4.5 to 5.5.

Usual Dosage: See prescribing information.

DEXMEDETOMIDINE HYDROCHLORIDE

dexmedetomidine hydrochloride injection

Product Information

Product Type	HUMAN PRESCRIPTION DRUG	Item Code (Source)	NDC:43066-561
Route of Administration	INTRAVENOUS		

Active Ingredient/Active Moiety

Ingredient Name	Basis of Strength	Strength
DEXMEDETOMIDINE HYDROCHLORIDE (UNII: 1018WH7F9I) (DEXMEDETOMIDINE - UNII:67VB76HONO)	DEXMEDETOMIDINE	200 ug in 50 mL

Inactive Ingredients

Ingredient Name	Strength
SODIUM CHLORIDE (UNII: 451W47IQ8X)	450 mg in 50 mL
SODIUM ACETATE (UNII: 4550K0SC9B)	
ACETIC ACID (UNII: Q40Q9N063P)	
WATER (UNII: 059QF0KO0R)	

Packaging

#	Item Code	Package Description	Marketing Start Date	Marketing End Date
1	NDC:43066-561-24	24 in 1 CARTON	08/27/2019	
1		50 mL in 1 BAG; Type 0: Not a Combination Product		

Marketing Information

Marketing Category	Application Number or Monograph Citation	Marketing Start Date	Marketing End Date
ANDA	ANDA208532	08/27/2019	

DEXMEDETOMIDINE HYDROCHLORIDE

dexmedetomidine hydrochloride injection

Product Information

Product Type	HUMAN PRESCRIPTION DRUG	Item Code (Source)	NDC:43066-565	
Route of Administration	INTRAVENOUS			
Active Ingredient/Active Moiety				
Ingredient Name		Basis of Strength	Strength	
DEXMEDETOMIDINE HYDROCHLORIDE (UNII: 1018WH7F9I) (DEXMEDETOMIDINE - UNII:67VB76HONO)		DEXMEDETOMIDINE	400 ug in 100 mL	
Inactive Ingredients				
Ingredient Name		Strength		
SODIUM CHLORIDE (UNII: 451W47IQ8X)		900 mg in 100 mL		
SODIUM ACETATE (UNII: 4550K0SC9B)				
ACETIC ACID (UNII: Q40Q9N063P)				
WATER (UNII: 059QF0KO0R)				
Packaging				
#	Item Code	Package Description	Marketing Start Date	Marketing End Date
1	NDC:43066-565-12	12 in 1 CARTON	08/27/2019	
1		100 mL in 1 BAG; Type 0: Not a Combination Product		
Marketing Information				
Marketing Category	Application Number or Monograph Citation		Marketing Start Date	Marketing End Date
ANDA	ANDA208532		08/27/2019	

Labeler - Baxter Healthcare Company (005083209)

Establishment			
Name	Address	ID/FEI	Business Operations
Baxter Healthcare Corporation		194684502	ANALYSIS(43066-561, 43066-565) , LABEL(43066-561, 43066-565) , MANUFACTURE(43066-561, 43066-565) , PACK(43066-561, 43066-565) , STERILIZE(43066-561)