

LIDOCAINE HYDROCHLORIDE AND EPINEPHRINE- lidocaine hydrochloride and epinephrine injection, solution

Hospira, Inc.

HIGHLIGHTS OF PRESCRIBING INFORMATION

These highlights do not include all the information needed to use **LIDOCAINE HYDROCHLORIDE AND EPINEPHRINE INJECTION** safely and effectively. See full prescribing information for **LIDOCAINE HYDROCHLORIDE AND EPINEPHRINE INJECTION**.

LIDOCAINE HYDROCHLORIDE AND EPINEPHRINE 1:100,000 injection, for infiltration and nerve block

LIDOCAINE HYDROCHLORIDE AND EPINEPHRINE 1:200,000 injection, for infiltration and nerve block

LIDOCAINE HYDROCHLORIDE AND EPINEPHRINE 1:200,000 injection, for infiltration, nerve block, epidural and caudal
Initial U.S. Approval: 1948

INDICATIONS AND USAGE

Lidocaine Hydrochloride and Epinephrine Injection is a combination of lidocaine, an amide local anesthetic, and epinephrine, an alpha and beta adrenergic agonist. Lidocaine Hydrochloride and Epinephrine Injection is indicated in adult and pediatric patients for the production of local or regional anesthesia or analgesia for surgery, dental, and oral surgery procedures, diagnostic and therapeutic procedures, and for obstetrical procedures. For each type of block indicated to produce local or regional anesthesia or analgesia, specific concentrations and presentations are recommended. (1, 2.2)

DOSAGE AND ADMINISTRATION

See Full Prescribing Information for recommended dosages and administration information for adult and pediatric patients (2)

DOSAGE FORMS AND STRENGTHS

- For epidural test dose, Lidocaine Hydrochloride and Epinephrine 1:200,000 Injection, USP, Single-dose Ampuls: 1.5%
- Lidocaine Hydrochloride and Epinephrine 1:200,000 Injection, USP, Single-dose Vials: 1.5%, 2%
- Lidocaine Hydrochloride and Epinephrine 1:200,000 Injection, USP, Multiple-dose Vials: 0.5%
- Lidocaine Hydrochloride and Epinephrine 1:100,000 Injection, USP, Multiple-dose Vials: 1%, 2%

CONTRAINDICATIONS

Known hypersensitivity to any local anesthetic agent of the amide-type or to other components of Lidocaine Hydrochloride and Epinephrine Injection. (4)

WARNINGS AND PRECAUTIONS

- Dose-Related Toxicity: Monitor cardiovascular and respiratory vital signs and patient's state of consciousness after injection of Lidocaine Hydrochloride and Epinephrine. (5.1)
- Methemoglobinemia: Cases of methemoglobinemia have been reported in association with local anesthetics use. See full prescribing information for more details on managing these risks. (5.2)
- Chondrolysis with Intra-Articular Infusion: Avoid intra-articular infusions as there have been post-marketing reports of chondrolysis in patients receiving such infusion. (5.4)
- Allergic-Type Reactions to Sulfites in Lidocaine Hydrochloride and Epinephrine Injection and Anaphylactic Reactions: Lidocaine Hydrochloride and Epinephrine Injection contains sodium metabisulfite, a sulfite that may cause allergic-type reactions including anaphylactic symptoms and life-threatening or less severe asthmatic episodes in certain susceptible people. (5.6)
- Risk of Systemic Toxicities with Unintended Intravascular or Intrathecal Injection: Unintended intravascular or intrathecal injection may be associated with systemic toxicities, including CNS or cardiorespiratory depression and coma, progression ultimately to respiratory arrest. Aspirate for blood or cerebrospinal fluid (where applicable) prior to each dose and consider using a test dose of Lidocaine Hydrochloride and Epinephrine. (5.7)

ADVERSE REACTIONS

Most common adverse reactions are as follows:

- Central Nervous System: Lightheadedness, nervousness, apprehension, euphoria, confusion,

- dizziness, drowsiness, tinnitus, blurred or double vision, vomiting, sensations of heat, cold or numbness, twitching, tremors, convulsions, unconsciousness, respiratory depression and arrest. (6)
- Cardiovascular System: Bradycardia, hypotension, and cardiovascular collapse. (6)
 - Allergic: Cutaneous lesions, urticaria, edema or anaphylactoid reactions. (6)
 - Neurologic: Positional headaches, hypotension and backache. (6)
 - Hematologic: Methemoglobinemia. (6)

To report SUSPECTED ADVERSE REACTIONS, contact Pfizer Inc, at 1-800-438-1985 or FDA at 1-800-FDA-1088 or www.fda.gov/medwatch.

DRUG INTERACTIONS

- Local Anesthetics: The toxic effects of local anesthetics are additive. Monitor for neurologic and cardiovascular effects when additional local anesthetics are administered. (7.1)
- Monoamine Oxidase Inhibitors and Tricyclic Antidepressants: Administration of Lidocaine Hydrochloride and Epinephrine Injection to patients receiving monoamine oxidase inhibitors or tricyclic antidepressants may produce severe, prolonged hypertension. Concurrent use of these agents should generally be avoided. (5.5, 7.2)
- Ergot-type Oxytocic drugs: Concurrent administration of Lidocaine Hydrochloride and Epinephrine Injection and ergot-type oxytocic drugs may cause severe, persistent hypertension or cerebrovascular accidents. (5.5, 7.3)
- Nonselective Beta-Adrenergic Antagonists: Administration of Lidocaine Hydrochloride and Epinephrine Injection in patients receiving nonselective beta-adrenergic antagonist may cause severe hypertension and bradycardia. Concurrent use of these agents should generally be avoided. (5.5, 7.4)
- Drugs Associated with Methemoglobinemia: Patients are at increased risk of developing methemoglobinemia when concurrently exposed to nitrates, nitrites, local anesthetics, antineoplastic agents, antibiotics, antimalarials, anticonvulsants and other drugs. (7.5)
- Potent Inhalation Anesthetics: Serious dose-related cardiac arrhythmias may occur if preparations containing epinephrine are used in patients during or following the administration of potent inhalation anesthetics. (5.11, 7.6)

USE IN SPECIFIC POPULATIONS

- Geriatric Use: Elderly patients should be given reduced doses commensurate with their age and physical condition. (8.5)
- Hepatic Impairment: Consider reduced dosing and increased monitoring for local anesthetic systemic toxicity in patients with hepatic impairment. (8.6)

See 17 for PATIENT COUNSELING INFORMATION.

Revised: 5/2025

FULL PRESCRIBING INFORMATION: CONTENTS*

1 INDICATIONS AND USAGE

2 DOSAGE AND ADMINISTRATION

2.1 Important Dosage and Administration Information

2.2 Recommended Concentrations and Dosages of Lidocaine Hydrochloride and Epinephrine Injection/Lidocaine Hydrochloride Injection (without Epinephrine) in Adults

2.3 Use in Epidural Anesthesia

2.4 Test Dose for Epidural Blocks

2.5 Maximum Recommended Dosage

3 DOSAGE FORMS AND STRENGTHS

4 CONTRAINDICATIONS

5 WARNINGS AND PRECAUTIONS

5.1 Dose-Related Toxicity

5.2 Methemoglobinemia

- 5.3 Antimicrobial Preservatives in Multiple-Dose Vials
- 5.4 Chondrolysis with Intra-Articular Infusion
- 5.5 Risk of Adverse Reactions Due to Drug Interactions with Lidocaine Hydrochloride and Epinephrine Injection
- 5.6 Allergic-Type Reactions to Sulfites in Lidocaine Hydrochloride and Epinephrine Injection and Anaphylactic Reactions
- 5.7 Risk of Systemic Toxicities with Unintended Intravascular or Intrathecal Injection
- 5.8 Risk of Toxicity in Patients with Hepatic Impairment
- 5.9 Risk of Use in Patients with Impaired Cardiovascular Function
- 5.10 Risk of Ischemic Injury or Necrosis in Body Areas with Limited Blood Supply
- 5.11 Risk of Cardiac Arrhythmias with Concomitant Use of Potent Inhalation Anesthetics
- 5.12 Risk of Adverse Reactions with Use in the Head and Neck Area
- 5.13 Familial Malignant Hyperthermia
- 5.14 Risk of Respiratory Arrest with Use in Ophthalmic Surgery
- 5.15 Risk of Inadvertent Trauma to Tongue, Lips, and Buccal Mucosa in Dental Applications
- 5.16 Drug/Laboratory Test Interactions

6 ADVERSE REACTIONS

7 DRUG INTERACTIONS

- 7.1 Local Anesthetics
- 7.2 Monoamine Oxidase Inhibitors and Tricyclic Antidepressants
- 7.3 Ergot-Type Oxytocic Drugs
- 7.4 Nonselective Beta-Adrenergic Antagonists
- 7.5 Drugs Associated with Methemoglobinemia
- 7.6 Potent Inhalation Anesthetics
- 7.7 Phenothiazines and Butyrophenones

8 USE IN SPECIFIC POPULATIONS

- 8.1 Pregnancy
- 8.2 Lactation
- 8.4 Pediatric Use
- 8.5 Geriatric Use
- 8.6 Hepatic Impairment

10 OVERDOSAGE

11 DESCRIPTION

12 CLINICAL PHARMACOLOGY

- 12.1 Mechanism of Action
- 12.2 Pharmacodynamics
- 12.3 Pharmacokinetics

13 NONCLINICAL TOXICOLOGY

- 13.1 Carcinogenesis, Mutagenesis, Impairment of Fertility

16 HOW SUPPLIED/STORAGE AND HANDLING

17 PATIENT COUNSELING INFORMATION

* Sections or subsections omitted from the full prescribing information are not listed.

FULL PRESCRIBING INFORMATION

1 INDICATIONS AND USAGE

Lidocaine Hydrochloride and Epinephrine Injection is indicated in adult and pediatric patients for the production of local or regional anesthesia or analgesia for surgery, dental, and oral surgery procedures, diagnostic and therapeutic procedures, and for obstetrical procedures. Specific concentrations and presentations of Lidocaine Hydrochloride and Epinephrine Injection are recommended for each type of block indicated to produce local or regional anesthesia or analgesia [see *Dosage and Administration* (2.2)].

2 DOSAGE AND ADMINISTRATION

2.1 Important Dosage and Administration Information

- Lidocaine Hydrochloride and Epinephrine Injection is not recommended for intrathecal use.
- Avoid use of Lidocaine Hydrochloride and Epinephrine solutions containing antimicrobial preservatives (i.e., multiple-dose vials) for epidural or caudal anesthesia [see *Warnings and Precautions* (5.3)].
- Discard unused portions of solution not containing preservatives, i.e., those supplied in single-dose vials, following initial use.
- Visually inspect this product for particulate matter and discoloration prior to administration whenever solution and container permit. Lidocaine Hydrochloride and Epinephrine Injections are clear, colorless to slightly yellow solutions. Do not administer solutions which are discolored or contain particulate matter.
- Parenteral drug products should be inspected visually for particulate matter and discoloration prior to administration whenever the solution and container permit. Solutions which are discolored (e.g., pinkish or darker than slightly yellow) or which contain particulate matter or precipitate should not be administered.
- Mixing or the prior or intercurrent use of any other local anesthetic with Lidocaine Hydrochloride and Epinephrine Injection is not recommended because of insufficient data on the clinical use of such mixtures.

Administration Precautions

- Lidocaine Hydrochloride and Epinephrine Injection is to be administered in carefully adjusted dosages by or under the supervision of experienced clinicians who are well versed in the diagnosis and management of dose-related toxicity and other acute emergencies which might arise from the block to be employed.
- Use Lidocaine Hydrochloride and Epinephrine Injection only if the following are immediately available: oxygen, cardiopulmonary resuscitative equipment and drugs, and the personnel resources needed for proper management of toxic reactions and related emergencies [see *Warnings and Precautions* (5.1), *Adverse Reactions* (6), *Overdosage* (10)].
- The toxic effects of local anesthetics are additive. Monitor for neurologic and cardiovascular effects related to local anesthetic systemic toxicity when additional local anesthetics are administered with Lidocaine Hydrochloride and Epinephrine Injection [see *Warnings and Precautions* (5.1), *Drug Interactions* (7.1), *Overdosage* (10)].

- Aspirate for blood or cerebrospinal fluid (where applicable) prior to injecting Lidocaine Hydrochloride and Epinephrine Injection, both the initial dose and all subsequent doses, to avoid intravascular or intrathecal injection. However, a negative aspiration for blood or cerebrospinal fluid does not ensure against an intravascular or intrathecal injection [see *Warnings and Precautions (5.7)*].
- Avoid rapid injection of a large volume of Lidocaine Hydrochloride and Epinephrine Injection and use fractional (incremental) doses when feasible.
- During major regional nerve blocks, such as those of the brachial plexus or lower extremity, the patient should have an indwelling intravenous catheter to assure adequate intravenous access. The lowest dosage of Lidocaine Hydrochloride and Epinephrine Injection that results in effective anesthesia should be used to avoid high plasma levels and serious adverse reactions.
- Perform careful and constant monitoring of cardiovascular and respiratory (adequacy of oxygenation and ventilation) vital signs and the patient's level of consciousness after each local anesthetic injection.
- Use Lidocaine Hydrochloride and Epinephrine Injection in carefully restricted quantities in areas of the body supplied by end arteries or having otherwise compromised blood supply such as digits, nose, external ear, or penis [see *Warnings and Precautions (5.10)*].

2.2 Recommended Concentrations and Dosages of Lidocaine Hydrochloride and Epinephrine Injection/Lidocaine Hydrochloride Injection (without Epinephrine) in Adults

The dosage of Lidocaine Hydrochloride and Epinephrine Injection administered varies with the anesthetic procedure, the area to be anesthetized, the vascularity of the tissues, the number of neuronal segments to be blocked, the depth of anesthesia and degree of muscle relaxation required, the duration of anesthesia desired, individual tolerance, and the physical condition of the patient. Administer the smallest dosage and concentration required to produce the desired result.

The types of block and recommended Lidocaine Hydrochloride Injection (without epinephrine) concentrations are shown in Table 1. The dosages suggested in this table are for normal healthy adults and refer to the use of epinephrine-free solutions. Consider administration of solutions containing epinephrine when large volumes are required.

Table 1: Recommended Dosages in Adults

Procedure	Lidocaine Hydrochloride Injection (without epinephrine)		
	Conc (%)	Vol (mL)	Total Dose (mg)
Infiltration			
Percutaneous	0.5 or 1	1 to 60	5 to 300
Intravenous regional	0.5	10 to 60	50 to 300*
Peripheral Nerve Blocks, e.g.,			
Brachial	1.5	15 to 20	225 to 300
Dental	2	1 to 5	20 to 100
Intercostal	1	3	30
Paravertebral	1	3 to 5	30 to 50
Pudendal (each side)	1	10	100

Paracervical			
Obstetrical analgesia (each side)	1	10	100
Sympathetic Nerve Blocks, e.g.,			
Cervical (stellate ganglion)	1	5	50
Lumbar	1	5 to 10	50 to 100
Central Neural Blocks			
Epidural†			
Thoracic	1	20 to 30	200 to 300
Lumbar			
Analgesia	1	25 to 30	250 to 300
Anesthesia	1.5	15 to 20	225 to 300
	2	10 to 15	200 to 300
Caudal			
Obstetrical analgesia	1	20 to 30	200 to 300
Surgical anesthesia	1.5	15 to 20	225 to 300

* Dose should not exceed 4 mg/kg.

† Dose determined by number of dermatomes to be anesthetized (2 to 3 mL/dermatome).

The above suggested concentrations and volumes serve only as a guide. Other volumes and concentrations may be used provided the total maximum recommended dose is not exceeded [see *Dosage and Administration* (2.5)].

These recommended doses serve only as a guide to the amount of local anesthetic required for most indicated procedures. The actual volumes and concentrations to be used depend on a number of factors such as type and extent of surgical procedure, depth of anesthesia and degree of muscular relaxation required, duration of anesthesia required, and the physical condition of the patient. In all cases, the lowest concentration and smallest dose that will produce the desired result should be given. The maximum dosage limit within the recommended dosage range must be individualized in each case after evaluating the size and physical status of the patient, as well as the anticipated rate of systemic absorption from a particular injection site.

2.3 Use in Epidural Anesthesia

During the administration of epidural anesthesia, it is recommended that a test dose of Lidocaine Hydrochloride and Epinephrine Injection without antimicrobial preservative (1.5% lidocaine with 1:200,000 epinephrine) be administered initially and the effects monitored before the full dose is given. When using a “continuous” catheter technique, test doses should be given prior to both the initial and all supplemental doses, because a catheter in the epidural space can migrate into a blood vessel or through the dura [see *Dosage and Administration* (2.4)].

During epidural administration, administer Lidocaine Hydrochloride and Epinephrine Injection, 1.5% (15 mg/mL) and 2% (20 mg/mL) solutions in incremental doses of 3 mL to 5 mL with sufficient time between doses to detect toxic manifestations of unintentional intravascular or intrathecal injection. Administer injections slowly, with frequent aspirations before and during the injection to avoid intravascular injection. Perform syringe aspirations before and during each supplemental injection in continuous (intermittent) catheter techniques. Repeat doses of lidocaine should be preceded by a test dose containing epinephrine if not clinically contraindicated. Use only the single-dose

vials for caudal or epidural anesthesia; avoid use of the multiple-dose vials for these procedures, which contain a preservative [see *Dosage and Administration* (2.1, 2.4), *Warnings and Precautions* (5.7)].

2.4 Test Dose for Epidural Blocks

In the event of the known injection of a large volume of local anesthetic solution into the subarachnoid space, after suitable resuscitation and if the catheter is in place, consider attempting the recovery of drug by draining a moderate amount of cerebrospinal fluid (such as 10 mL) through the epidural catheter.

Three mL of Lidocaine Hydrochloride and Epinephrine Injection without antimicrobial preservative (1.5% lidocaine with 1:200,000 epinephrine) is recommended for use as a test dose prior to caudal and lumbar epidural blocks when clinical conditions permit. This test dose may serve as a warning of unintended intravascular or intrathecal injection. Closely monitor for early clinical signs of toxicity following each test dose [see *Warnings and Precautions* (5.7)]. Allot adequate time for onset of spinal block to detect possible intrathecal injection. An intravascular or intrathecal injection is still possible even if results of the test dose are negative. The test dose itself may produce a systemic toxic reaction, high spinal, or cardiovascular effects from the epinephrine [see *Warnings and Precautions* (5.1), *Overdosage* (10)].

2.5 Maximum Recommended Dosage

Adults

For normal healthy adults, the individual maximum recommended dose of Lidocaine Hydrochloride and Epinephrine Injection should not exceed 7 mg/kg of body weight, and in general it is recommended that the maximum total dose not exceed 500 mg. When used without epinephrine, the maximum individual dose should not exceed 4.5 mg/kg of body weight, and in general it is recommended that the maximum total dose does not exceed 300 mg. For continuous epidural or caudal anesthesia, the maximum recommended dosage should not be administered at intervals of less than 90 minutes. When continuous lumbar or caudal epidural anesthesia is used for non-obstetrical procedures, a higher total dose may be administered if required to produce adequate anesthesia.

The maximum recommended dose per 90 minute period of lidocaine hydrochloride for paracervical block in obstetrical patients and non-obstetrical patients is 200 mg total. One half of the total dose is usually administered to each side. Inject slowly, five minutes between sides [see *Use in Specific Populations* (8.1)].

Pediatric Patients

A maximum dose of Lidocaine Hydrochloride and Epinephrine Injection for children varies based on age and weight. For children over 3 years of age with a normal lean body mass and normal body development, the maximum dose is determined by the child's age and weight. For example, in a child of 5 years weighing approximately 23 kg, the dose of lidocaine hydrochloride should not exceed approximately 75 mg to 100 mg (3.3 mg/kg to 4.4 mg/kg). The use of dilute solutions (i.e., 0.25% to 0.5%) and total dosages not to exceed 3 mg/kg are recommended for induction of intravenous regional anesthesia in children.

The lowest effective concentration and lowest effective dose should be used. Dilution of

available concentrations with 0.9% sodium chloride injection may be required to obtain the required final concentration.

3 DOSAGE FORMS AND STRENGTHS

For Epidural test dose, Lidocaine Hydrochloride and Epinephrine Injection, USP 1:200,000 is a clear, colorless to slightly yellow solution available as:

- 1.5% (75 mg/5 mL) (15 mg/mL), 5 mL single-dose ampuls

Lidocaine Hydrochloride and Epinephrine Injection, USP 1:200,000 is a clear, colorless to slightly yellow solution available as:

- 1.5% (450 mg/30 mL) (15 mg/mL), 30 mL single-dose vials
- 2% (400 mg/20 mL) (20 mg/mL), 20 mL single-dose vials

Lidocaine Hydrochloride and Epinephrine Injection 1:200,000, USP is a clear, colorless to slightly yellow solution available as:

- 0.5% (250 mg/mL) (5 mg/mL), 50 mL multiple-dose vials

Lidocaine Hydrochloride and Epinephrine Injection 1:100,000, USP is a clear, colorless to slightly yellow solution available as:

- 1% (200 mg/20 mL) (10 mg/mL), 20 mL multiple-dose vials
- 1% (300 mg/30 mL) (10 mg/mL), 30 mL multiple-dose vials
- 1% (500 mg/50 mL) (10 mg/mL), 50 mL multiple-dose vials
- 2% (400 mg/20 mL) (20 mg/mL), 20 mL multiple-dose vials
- 2% (600 mg/30 mL) (20 mg/mL), 30 mL multiple-dose vials
- 2% (1000 mg/50 mL) (20 mg/mL), 50 mL multiple-dose vials

4 CONTRAINDICATIONS

Lidocaine Hydrochloride and Epinephrine Injections are contraindicated in patients with a known hypersensitivity to lidocaine or to any local anesthetics of the amide-type or to other components of Lidocaine Hydrochloride and Epinephrine Injections.

5 WARNINGS AND PRECAUTIONS

5.1 Dose-Related Toxicity

The safety and effectiveness of Lidocaine Hydrochloride and Epinephrine Injection depend on proper dosage, correct technique, adequate precautions, and readiness for emergencies. Careful and constant monitoring of cardiovascular and respiratory (adequacy of ventilation) vital signs and the patient's state of consciousness should be performed after injection of Lidocaine Hydrochloride and Epinephrine Injection solutions.

Possible early warning signs of central nervous system (CNS) toxicity are restlessness, anxiety, incoherent speech, lightheadedness, numbness and tingling of the mouth and lips, metallic taste, tinnitus, dizziness, blurred vision, tremors, twitching, CNS depression,

or drowsiness. Delay in proper management of dose-related toxicity, underventilation from any cause, and/or altered sensitivity may lead to the development of acidosis, cardiac arrest, and, possibly, death.

During major regional nerve blocks, such as those of the brachial plexus or lower extremity, the patient should have an indwelling intravenous catheter to assure adequate intravenous access. Use the lowest dosage of Lidocaine Hydrochloride and Epinephrine Injection that results in effective anesthesia to avoid high plasma levels and serious adverse effects. Avoid rapid injection of a large volume of Lidocaine Hydrochloride and Epinephrine Injection solution and administer fractional (incremental) doses when feasible.

Injection of repeated doses of Lidocaine Hydrochloride and Epinephrine Injection may cause significant increases in plasma levels with each repeated dose due to slow accumulation of the drug or its metabolites, or to slow metabolic degradation. Tolerance to elevated blood levels varies with the status of the patient. Debilitated, elderly patients and acutely ill patients should be given reduced doses commensurate with their age and physical status.

5.2 Methemoglobinemia

Cases of methemoglobinemia have been reported in association with local anesthetic use. Although all patients are at risk for methemoglobinemia, patients with glucose-6-phosphate dehydrogenase deficiency, congenital or idiopathic methemoglobinemia, cardiac or pulmonary compromise, infants under 6 months of age, and concurrent exposure to oxidizing agents or their metabolites are more susceptible to developing clinical manifestations of the condition [see *Drug Interactions (7.5)*]. If local anesthetics must be used in these patients, close monitoring for symptoms and signs of methemoglobinemia is recommended.

Signs of methemoglobinemia may occur immediately or may be delayed some hours after exposure and are characterized by a cyanotic skin discoloration and abnormal coloration of the blood. Methemoglobin levels may continue to rise; therefore, immediate treatment is required to avert more serious central nervous system and cardiovascular adverse effects, including seizures, coma, arrhythmias, and death. Discontinue Lidocaine Hydrochloride and Epinephrine Injection and any other oxidizing agents. Depending on the severity of the symptoms, patients may respond to supportive care, i.e., oxygen therapy, hydration. More severe symptoms may require treatment with methylene blue, exchange transfusion, or hyperbaric oxygen.

5.3 Antimicrobial Preservatives in Multiple-Dose Vials

Avoid use of Lidocaine Hydrochloride and Epinephrine Injection solutions containing antimicrobial preservatives (i.e., those supplied in multiple-dose vials) for epidural or caudal anesthesia because safety has not been established with such use.

5.4 Chondrolysis with Intra-Articular Infusion

Intra-articular infusions of local anesthetics following arthroscopic and other surgical procedures is an unapproved use, and there have been post-marketing reports of chondrolysis in patients receiving such infusions. The majority of reported cases of chondrolysis have involved the shoulder joint; cases of gleno-humeral chondrolysis have been described in pediatric and adult patients following intra-articular infusions of local

anesthetics with and without epinephrine for periods of 48 to 72 hours. There is insufficient information to determine whether shorter infusion periods are not associated with these findings. The time of onset of symptoms, such as joint pain, stiffness and loss of motion can be variable, but may begin as early as the 2nd month after surgery. Currently, there is no effective treatment for chondrolysis; patients who experienced chondrolysis have required additional diagnostic and therapeutic procedures and some required arthroplasty or shoulder replacement.

5.5 Risk of Adverse Reactions Due to Drug Interactions with Lidocaine Hydrochloride and Epinephrine Injection

Risk of Severe, Persistent Hypertension Due to Drug Interactions Between Lidocaine Hydrochloride and Epinephrine Injection and Monoamine Oxidase Inhibitors and Tricyclic Antidepressants

Administration of Lidocaine Hydrochloride and Epinephrine Injection in patients receiving monoamine oxidase inhibitors (MAOI), or tricyclic antidepressants may result in severe, prolonged hypertension. Concurrent use of these agents should generally be avoided. In situations when concurrent therapy is necessary, careful monitoring of the patient's hemodynamic status is essential [see *Drug Interactions* (7.2)].

Risk of Severe, Persistent Hypertension or Cerebrovascular Accidents Due to Drug Interactions Between Lidocaine Hydrochloride and Epinephrine Injection and Ergot-Type Oxytocic Drugs

Concurrent administration of Lidocaine Hydrochloride and Epinephrine Injection and ergot-type oxytocic drugs may cause severe, persistent hypertension or cerebrovascular accidents. Avoid use of Lidocaine Hydrochloride and Epinephrine Injection concomitantly with ergot-type oxytocic drugs [see *Drug Interactions* (7.3)].

Risk of Hypertension and Bradycardia Due to Drug Interactions Between Lidocaine Hydrochloride and Epinephrine Injection and Nonselective Beta-Adrenergic Antagonists

Administration of Lidocaine Hydrochloride and Epinephrine Injection in patients receiving nonselective beta-adrenergic antagonists may cause severe hypertension and bradycardia. Concurrent use of these agents should generally be avoided. In situations when concurrent therapy is necessary, careful monitoring of the patient's blood pressure and heart rate is essential [see *Drug Interactions* (7.4)].

5.6 Allergic-Type Reactions to Sulfites in Lidocaine Hydrochloride and Epinephrine Injection and Anaphylactic Reactions

Lidocaine Hydrochloride and Epinephrine Injection solutions contain sodium metabisulfite, a sulfite that may cause allergic-type reactions including anaphylactic symptoms and life-threatening or less severe asthmatic episodes in certain susceptible people. The overall prevalence of sulfite sensitivity in the general population is unknown and probably low. Sulfite sensitivity is seen more frequently in asthmatic than in non-asthmatic people.

Anaphylactic reactions may occur following administration of lidocaine hydrochloride [see *Adverse Reactions* (6)]. Lidocaine hydrochloride should be used with caution in persons with known drug sensitivities. Patients allergic to para-aminobenzoic acid derivatives (procaine, tetracaine, benzocaine, etc.) have not shown cross-sensitivity to lidocaine hydrochloride.

5.7 Risk of Systemic Toxicities with Unintended Intravascular or Intrathecal Injection

Unintended intravascular or intrathecal injection of Lidocaine Hydrochloride and Epinephrine Injection may be associated with systemic toxicities, including CNS or cardiorespiratory depression and coma, progressing ultimately to respiratory arrest. Unintentional intrathecal injection during the intended performance of caudal or lumbar epidural block or nerve blocks near the vertebral column has resulted in underventilation or apnea ("Total or High Spinal"). A high spinal has been characterized by paralysis of the legs, loss of consciousness, respiratory paralysis, and bradycardia [see *Adverse Reactions (6)*].

Aspirate for blood or cerebrospinal fluid (where applicable) before injecting Lidocaine Hydrochloride and Epinephrine Injection, both the initial dose and all subsequent doses, to avoid intravascular or intrathecal injection. However, a negative aspiration for blood or cerebrospinal fluid does not ensure against an intravascular or intrathecal injection.

Use of Test Dose with Epidural Anesthesia

To serve as a warning of unintended intravascular or intrathecal injection, 3 mL of Lidocaine Hydrochloride and Epinephrine Injection without antimicrobial preservative (1.5% lidocaine with 1:200,000 epinephrine) may be used as a test dose prior to administration of the full dose in caudal and lumbar epidural blocks [see *Dosage and Administration (2.4)*]. Three mL of Lidocaine Hydrochloride and Epinephrine Injection (1.5% lidocaine with 1:200,000 epinephrine) without antimicrobial preservative contains 45 mg lidocaine and 15 mcg epinephrine. An intravascular or intrathecal injection is still possible even if results of the test dose are negative.

Signs/symptoms of unintended intravascular or intrathecal injection of the test dose of Lidocaine Hydrochloride and Epinephrine Injection and monitoring recommendations are described below.

- Unintended intravascular injection: Likely to produce a transient "epinephrine response" within 45 seconds, consisting of an increase in heart rate and/or systolic blood pressure, circumoral pallor, palpitations, and nervousness in the unsedated patient. The sedated patient may exhibit only a pulse rate increase of 20 or more beats per minute for 15 or more seconds. Therefore, following the test dose, the heart rate should be monitored for increases. Patients on beta-blockers may not manifest changes in heart rate, but blood pressure monitoring can detect a transient rise in systolic blood pressure.
- Unintended intrathecal injection: Evidenced within a few minutes by signs of spinal block (e.g., decreased sensation of the buttocks, paresis of the legs, or, in the sedated patient, absent knee jerk).

The test dose itself may produce a systemic toxic reaction, high spinal or epinephrine-induced cardiovascular effects [see *Overdosage (10)*].

5.8 Risk of Toxicity in Patients with Hepatic Impairment

Because amide local anesthetics such as lidocaine are metabolized by the liver, consider reduced dosing and increased monitoring for lidocaine systemic toxicity in patients with moderate to severe hepatic impairment who are treated with lidocaine hydrochloride,

especially with repeat doses [see *Use in Specific Populations* (8.6)].

5.9 Risk of Use in Patients with Impaired Cardiovascular Function

Lidocaine should also be given in reduced doses in patients with impaired cardiovascular function since they may be less able to compensate for functional changes associated with the prolongation of A-V conduction produced by these drugs. Monitor patients closely for blood pressure, heart rate, and ECG changes.

5.10 Risk of Ischemic Injury or Necrosis in Body Areas with Limited Blood Supply

Use Lidocaine Hydrochloride and Epinephrine Injection in carefully restricted quantities in areas of the body supplied by end arteries or having otherwise compromised blood supply, such as digits, nose, external ear, or penis. Patients with peripheral vascular disease and those with hypertensive vascular disease may exhibit exaggerated vasoconstrictor response. Ischemic injury or necrosis may result.

5.11 Risk of Cardiac Arrhythmias with Concomitant Use of Potent Inhalation Anesthetics

Serious dose-related cardiac arrhythmias may occur if preparations containing a vasoconstrictor such as epinephrine (e.g., Lidocaine Hydrochloride and Epinephrine Injection) are used in patients during or following the administration of potent inhalation anesthetics [see *Drug Interactions* (7.6)]. In deciding whether to concurrently use Lidocaine Hydrochloride and Epinephrine Injection with potent inhalation anesthetics in the same patient, the combined action of both agents upon the myocardium, the concentration and volume of vasoconstrictor used, and the time since injection, when applicable, should be taken into account.

5.12 Risk of Adverse Reactions with Use in the Head and Neck Area

Small doses of local anesthetics (e.g., Lidocaine Hydrochloride and Epinephrine Injection) injected into the head and neck area, including retrobulbar, dental and stellate ganglion blocks, may produce adverse reactions similar to systemic toxicity seen with unintentional intravascular injections of larger doses. The injection procedures require the utmost care. Confusion, convulsions, respiratory depression and/or respiratory arrest, and cardiovascular stimulation or depression have been reported. These reactions may be due to intra-arterial injection of the local anesthetic with retrograde flow to the cerebral circulation. They may also be due to puncture of the dural sheath of the optic nerve during retrobulbar block with diffusion of any local anesthetic along the subdural space to the midbrain. Monitor circulation and respiration and constantly observe patients receiving Lidocaine Hydrochloride and Epinephrine Injection blocks. Resuscitative equipment and drugs, and personnel for treating adverse reactions should be immediately available. Dosage recommendations should not be exceeded [see *Dosage and Administration* (2.2)].

5.13 Familial Malignant Hyperthermia

Many drugs used during the conduct of anesthesia are considered potential triggering agents for familial malignant hyperthermia. Since it is not known whether amide-type local anesthetics may trigger this reaction and since the need for supplemental general

anesthesia cannot be predicted in advance, it is suggested that a standard protocol for the management of malignant hyperthermia should be available. Early unexplained signs of tachycardia, tachypnea, labile blood pressure and metabolic acidosis may precede temperature elevation. Successful outcome is dependent on early diagnosis, prompt discontinuance of the suspect triggering agent(s) and institution of treatment, including oxygen therapy, indicated supportive measures and dantrolene (consult dantrolene sodium intravenous package insert before using).

5.14 Risk of Respiratory Arrest with Use in Ophthalmic Surgery

Clinicians who perform retrobulbar blocks should be aware that there have been reports of respiratory arrest following local anesthetic injection. Prior to retrobulbar block (e.g., with Lidocaine Hydrochloride and Epinephrine Injection), as with all other regional procedures, resuscitative equipment and drugs, and personnel to manage respiratory arrest or depression, convulsions, and cardiac stimulation or depression should be immediately available. As with other anesthetic procedures, patients should be constantly monitored following ophthalmic blocks for signs of these adverse reactions, which may occur following relatively low total doses.

5.15 Risk of Inadvertent Trauma to Tongue, Lips, and Buccal Mucosa in Dental Applications

Because of the long duration of anesthesia, when Lidocaine Hydrochloride and Epinephrine Injection [0.5% (5 mg/mL) of lidocaine] is used for dental injections, warn patients about the possibility of inadvertent trauma to tongue, lips, and buccal mucosa and advise them not to chew solid foods until sensation returns [*see Patient Counseling Information* (17)].

5.16 Drug/Laboratory Test Interactions

The intramuscular injection of lidocaine hydrochloride may result in an increase in creatine phosphokinase levels. Thus, the use of this enzyme determination, without isoenzyme separation, as a diagnostic test for the presence of acute myocardial infarction may be compromised by the intramuscular injection of lidocaine hydrochloride.

6 ADVERSE REACTIONS

The following clinically significant adverse reactions have been reported and described in the Warnings and Precautions section of the labeling:

- Dose-Related Toxicity [*see Warnings and Precautions* (5.1)]
- Methemoglobinemia [*see Warnings and Precautions* (5.2)]
- Chondrolysis with Intra-Articular Infusion [*see Warnings and Precautions* (5.4)]
- Severe, Persistent Hypertension, Cerebrovascular Accidents, and Bradycardia Due to Drug Interactions [*see Warnings and Precautions* (5.5)]
- Allergic-Type Reactions [*see Warnings and Precautions* (5.6)]
- Systemic Toxicities with Unintended Intravascular or Intrathecal Injection [*see Warnings and Precautions* (5.7)]
- Respiratory Arrest Following Retrobulbar Block [*see Warnings and Precautions* (5.14)]

The following adverse reactions from voluntary reports or clinical studies have been reported with lidocaine or lidocaine and epinephrine. Because many of these reactions were reported voluntarily from a population of uncertain size, it is not always possible to reliably estimate their frequency or establish a causal relationship to drug exposure.

Adverse reactions to Lidocaine Hydrochloride are characteristic of those associated with other amide-type local anesthetic. A major cause of adverse reactions to this group of drugs is excessive plasma levels, which may be due to overdosage, unintentional intravascular injection, or slow metabolic degradation.

The most commonly encountered acute adverse reactions that demand immediate counter measures were related to the CNS and the cardiovascular system. These adverse reactions were generally dose-related and due to high plasma levels which may have resulted from overdosage, rapid absorption from the injection site, diminished tolerance, or from unintentional intravascular injection of the local anesthetic solution. In addition to systemic dose-related toxicity, unintentional intrathecal injection of drug during the intended performance of caudal or lumbar epidural block or nerve blocks near the vertebral column (especially in the head and neck region) has resulted in underventilation or apnea ("Total or High Spinal"). Also, hypertension due to loss of sympathetic tone and respiratory paralysis or underventilation due to cephalad extension of the motor level of anesthesia have occurred. This has led to secondary cardiac arrest when untreated.

When used for dental injections, paresthesia of the lips, tongue, and oral tissues have been reported. Persistent paresthesia lasting weeks to months and, in some instances, lasting greater than one year, have also been reported.

Nervous System Disorders

Adverse reactions were characterized by excitation and/or depression of the central nervous system and included lightheadedness, nervousness, apprehension, euphoria, confusion, dizziness, drowsiness, tinnitus, blurred or double vision, vomiting, sensations of heat, cold or numbness, twitching, tremors, convulsions, unconsciousness, respiratory depression and arrest.

The incidences of adverse reactions associated with the use of local anesthetics may be related to the total dose of local anesthetic administered and are also dependent upon the particular drug used, the route of administration and the physical status of the patient. In a prospective review of 10,440 patients who received lidocaine hydrochloride for spinal anesthesia, the incidences of adverse reactions were reported to be about 3 percent each for positional headaches, hypotension and backache; 2 percent for shivering; and less than 1 percent each for peripheral nerve symptoms, nausea, respiratory inadequacy and double vision.

Persistent motor, sensory and/or autonomic (sphincter control) deficit of some lower spinal segments with slow recovery (several months) or incomplete recovery have been reported in rare instances when caudal or lumbar epidural block has been attempted. Backache and headache have also been noted following use of these anesthetic procedures.

There have been reported cases of permanent injury to extraocular muscles requiring surgical repair following retrobulbar administration.

In the practice of caudal or lumbar epidural block, unintentional penetration of the

subarachnoid space by the catheter or needle has occurred. Subsequent adverse effects may have depended partially on the amount of drug administered intrathecally and the physiological and physical effects of a dural puncture. A high spinal has been characterized by paralysis of the legs, loss of consciousness, respiratory paralysis, and bradycardia.

Neurologic effects following epidural or caudal anesthesia have included spinal block of varying magnitude (including high or total spinal block); hypotension secondary to spinal block; urinary retention; fecal and urinary incontinence; loss of perineal sensation and sexual function; persistent anesthesia, paresthesia, weakness, paralysis of the lower extremities and loss of sphincter control, all of which had slow, incomplete, or no recovery; headache; backache; septic meningitis; meningismus; slowing of labor; increased incidence of forceps delivery; and cranial nerve palsies due to traction on nerves from loss of cerebrospinal fluid.

Neurologic effects following other procedures or routes of administration have included persistent anesthesia, paresthesia, weakness, paralysis, all with slow, incomplete, or no recovery.

Convulsions: Incidence varied with the procedure used and the total dose administered. In a survey of studies of epidural anesthesia, overt toxicity progressing to convulsions occurred in approximately 0.1% of local anesthetic administrations. The incidences of adverse neurologic reactions associated with the use of local anesthetics may be related to the total dose of local anesthetic administered and are also dependent upon the particular drug used, the route of administration, and the physical status of the patient.

Cardiac Disorders

High doses or unintentional intravascular injection have led to high plasma levels and related depression of the myocardium, decreased cardiac output, heartblock, hypotension, bradycardia, ventricular arrhythmias, including ventricular tachycardia and ventricular fibrillation, and cardiac arrest [*see Warnings and Precautions (5.9)*].

Immune System Disorders

Allergic reactions are characterized by cutaneous lesions, urticaria, edema or anaphylactoid reactions. Allergic reactions may occur as a result of sensitivity either to local anesthetic agents or to the methylparaben used as a preservative in the multiple-dose vials [*see Warnings and Precautions (5.6)*].

There have been no reports of cross sensitivity between lidocaine hydrochloride and procainamide or between lidocaine hydrochloride and quinidine.

Hematologic

Methemoglobinemia [*see Warnings and Precautions (5.2)*].

7 DRUG INTERACTIONS

7.1 Local Anesthetics

The toxic effects of local anesthetics are additive. If coadministration of other local anesthetics with Lidocaine Hydrochloride and Epinephrine Injection cannot be avoided, monitor patients for neurologic and cardiovascular effects related to local anesthetic

systemic toxicity [see *Warnings and Precautions (5.1)*].

7.2 Monoamine Oxidase Inhibitors and Tricyclic Antidepressants

The administration of Lidocaine Hydrochloride and Epinephrine Injection to patients receiving monoamine oxidase inhibitors or tricyclic antidepressants may produce severe, prolonged hypertension. Concurrent use of these agents should generally be avoided. In situations when concurrent therapy is necessary, careful monitoring of the patient's hemodynamic status is essential [see *Warnings and Precautions (5.5)*].

7.3 Ergot-Type Oxytocic Drugs

Concurrent administration of vasopressor drugs (for the treatment of hypotension related to obstetric blocks) and ergot-type oxytocic drugs may cause severe, persistent hypertension or cerebrovascular accidents. Avoid use of Lidocaine Hydrochloride and Epinephrine Injection concomitantly with ergot-type oxytocic drugs [see *Warnings and Precautions (5.5)*].

7.4 Nonselective Beta-Adrenergic Antagonists

Administration of Lidocaine Hydrochloride and Epinephrine Injection in patients receiving nonselective beta-adrenergic antagonists may cause severe hypertension and bradycardia. Concurrent use of these agents should generally be avoided. In situations when concurrent therapy is necessary, careful monitoring of the patient's blood pressure and heart rate is essential [see *Warnings and Precautions (5.5)*].

7.5 Drugs Associated with Methemoglobinemia

Patients that are administered local anesthetics may be at increased risk of developing methemoglobinemia when concurrently exposed to the following oxidizing agents:

Class	Examples
Nitrates/Nitrites	nitroglycerin, nitroprusside, nitric oxide, nitrous oxide
Local anesthetics	articaine, benzocaine, bupivacaine, lidocaine, mepivacaine, prilocaine, procaine, ropivacaine, tetracaine
Antineoplastic agents	cyclophosphamide, flutamide, rasburicase, ifosfamide, hydroxyurea
Antibiotics	dapsone, sulfonamides, nitrofurantoin, para- aminosalicylic acid
Antimalarials	chloroquine, primaquine
Anticonvulsants	phenytoin, sodium valproate, phenobarbital
Other drugs	acetaminophen, metoclopramide, quinine, sulfasalazine

7.6 Potent Inhalation Anesthetics

Serious dose-related cardiac arrhythmias may occur if preparations containing epinephrine (e.g., Lidocaine Hydrochloride and Epinephrine Injection) are used in patients during or following the administration of potent inhalation anesthetics [see *Warnings and*

Precautions (5.11)].

7.7 Phenothiazines and Butyrophenones

Phenothiazines and butyrophenones may reduce or reverse the pressor effect of epinephrine. Concurrent use of Lidocaine Hydrochloride with Epinephrine and these agents should generally be avoided. In situations when concurrent therapy is necessary, careful patient monitoring is essential.

8 USE IN SPECIFIC POPULATIONS

8.1 Pregnancy

Risk Summary

Available published data and decades of clinical use with lidocaine hydrochloride in pregnant women have not identified any drug-associated risk for major birth defects, miscarriage, or other adverse maternal or fetal outcomes. Local anesthetics may cause varying degrees of toxicity to the mother and fetus and adverse reactions include alterations of the central nervous system, peripheral vascular tone and cardiac function (*see Clinical Considerations*).

In a published animal reproduction study, pregnant rats administered lidocaine by continuous subcutaneous infusion at a dose approximately 9.6 times the maximum recommended human dose (MRHD) of 500 mg in lidocaine hydrochloride during the period of organogenesis resulted in lower fetal body weights [see *Data*].

The estimated background risk of major birth defects and miscarriage for the indicated population is unknown. All pregnancies have a background risk of birth defects, loss, or other adverse outcomes. In the United States general population, the estimated background risks of major birth defects and miscarriage in clinically recognized pregnancies is 2% to 4% and 15% to 20%, respectively.

Clinical Considerations

Maternal adverse reactions

Maternal hypotension has resulted from regional anesthesia. Local anesthetics produce vasodilation by blocking sympathetic nerves. Therefore, during treatment of systemic toxicity, maternal hypotension or fetal bradycardia following regional block, the parturient should be maintained in the left lateral decubitus position if possible or manual displacement of the uterus off the great vessels be accomplished. Elevating the patient's legs will also help prevent decreases in blood pressure. The fetal heart rate also should be monitored continuously, and electronic fetal monitoring is highly advisable.

Labor or delivery

Local anesthetics rapidly cross the placenta, and when used for epidural, paracervical, pudendal or caudal block anesthesia, can cause varying degrees of maternal, fetal and neonatal toxicity [see *Clinical Pharmacology (12.3)*]. The incidence and degree of toxicity depend upon the procedure performed, the type and amount of drug used, and the technique of drug administration. Adverse reactions in the parturient, fetus and neonate involve alterations of the central nervous system, peripheral vascular tone and cardiac function. However, dosage recommendations for spinal anesthesia are much lower than

dosage recommendations for other major blocks.

Spinal anesthesia may alter the forces of parturition through changes in uterine contractility or maternal expulsive efforts. Spinal anesthesia has also been reported to prolong the second stage of labor by removing the parturient's reflex urge to bear down or by interfering with motor function. The use of obstetrical anesthesia may increase the need for forceps assistance. The use of some local anesthetic drug products during labor and delivery may be followed by diminished muscle strength and tone for the first day or two of life.

Data

Animal Data

Reproduction studies have been performed in rats at doses up to 6.6 times the human dose and have revealed no evidence of harm to the fetus caused by lidocaine hydrochloride.

In a published study, lidocaine administered to pregnant rats by continuous subcutaneous infusion during the period of organogenesis at 100, 250, and 500 mg/kg/day, did not produce any structural abnormalities, but did result in lower fetal weights at 500 mg/kg/day dose (approximately 9.6 times the maximum recommended human dose [MRHD] of 500 mg lidocaine on a mg/m² basis) in the absence of maternal toxicity.

8.2 Lactation

Risk Summary

Published data report the presence of lidocaine and its metabolites in human milk in low amounts, along with poor oral bioavailability. There are no data on the effect of lidocaine on the breastfed infant or the effect on milk production. The developmental and health benefits of breastfeeding should be considered along with the mother's clinical need for Lidocaine Hydrochloride and Epinephrine Injection and any potential adverse effects on the breastfed child from Lidocaine Hydrochloride and Epinephrine Injection or from the underlying maternal condition.

8.4 Pediatric Use

Dosages in children should be reduced, commensurate with age, body weight and physical condition [see *Dosage and Administration* (2.5)].

8.5 Geriatric Use

Elderly patients should be given reduced doses commensurate with their age and physical condition [see *Dosage and Administration* (2.5)].

8.6 Hepatic Impairment

Amide-type local anesthetics such as lidocaine are metabolized by the liver. Patients with severe hepatic impairment, because of their inability to metabolize local anesthetics normally, are at greater risk of developing toxic plasma concentrations and potentially local anesthetic systemic toxicity. Therefore, consider reduced dosing and increased monitoring for local anesthetic systemic toxicity in patients with hepatic impairment treated with Lidocaine Hydrochloride and Epinephrine Injection, especially with repeat

doses [see *Warnings and Precautions (5.8)*].

10 OVERDOSAGE

Clinical Presentation

Acute emergencies from local anesthetics are generally related to high plasma levels encountered during therapeutic use of local anesthetics or to unintended subarachnoid injection of local anesthetic solution [see *Warnings and Precautions (5.1)*, *Adverse Reactions (6)*].

Management

The first consideration is prevention, best accomplished by careful and constant monitoring of cardiovascular and respiratory vital signs and the patient's state of consciousness after each local anesthetic injection. At the first sign of change, oxygen should be administered.

The first step in the management of convulsions, as well as underventilation or apnea due to unintended subarachnoid injection of drug solution, consists of immediate attention to the maintenance of a patent airway and assisted or controlled ventilation with oxygen and a delivery system capable of permitting immediate positive airway pressure by mask. Immediately after the institution of these ventilatory measures, the adequacy of the circulation should be evaluated, keeping in mind that drugs used to treat convulsions sometimes depress the circulation when administered intravenously. Should convulsions persist despite adequate respiratory support, and if the status of the circulation permits, a benzodiazepine (such as diazepam) may be administered intravenously. The clinician should be familiar, prior to the use of local anesthetics, with these anticonvulsant drugs. Supportive treatment of circulatory depression may require administration of intravenous fluids and, when appropriate, a vasopressor as directed by the clinical situation (e.g., ephedrine).

If not treated immediately, both convulsions and cardiovascular depression can result in hypoxia, acidosis, bradycardia, arrhythmias and cardiac arrest. Underventilation or apnea due to unintentional subarachnoid injection of local anesthetic solution may produce these same signs and also lead to cardiac arrest if ventilatory support is not instituted. If cardiac arrest should occur, standard cardiopulmonary resuscitative measures should be instituted.

Endotracheal intubation, employing drugs and techniques familiar to the clinician, may be indicated, after initial administration of oxygen by mask, if difficulty is encountered in the maintenance of a patent airway or if prolonged ventilatory support (assisted or controlled) is indicated.

Dialysis is of negligible value in the treatment of acute overdosage with lidocaine hydrochloride.

11 DESCRIPTION

Lidocaine Hydrochloride and Epinephrine Injection, USP is a sterile, nonpyrogenic solution of lidocaine hydrochloride and epinephrine in water for injection for parenteral administration in various concentrations with characteristics as follows:

Concentration Lidocaine hydrochloride	Epinephrine	Lidocaine hydrochloride (anhyd.) mg/mL	Epinephrine mcg/mL	Sodium Chloride mg/mL
0.5%	1:200,000	5	5	8
1%	1:200,000	10	5	7
1.5%	1:200,000	15	5	6.5
2%	1:200,000	20	5	6
1%	1:100,000	10	10	7
2%	1:100,000	20	10	6

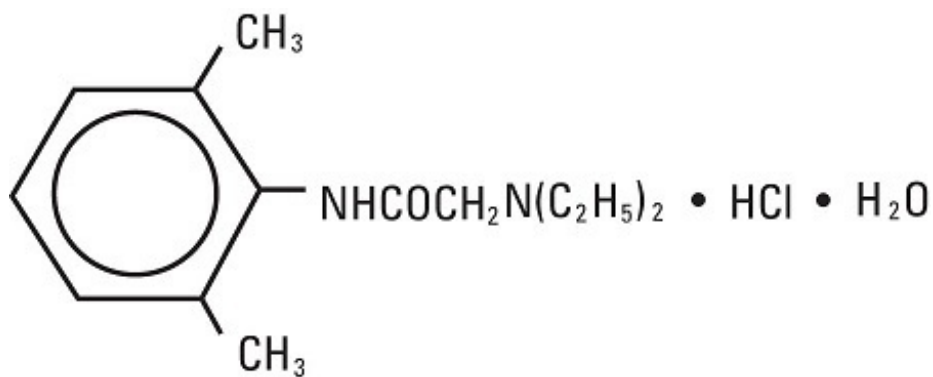
Sodium metabisulfite 0.5 mg/mL and citric acid, anhydrous 0.2 mg/mL added as stabilizers. The headspace of Lists 1209, 3177, 3178, 3181, 3182 and 3183 are nitrogen gassed. May contain sodium hydroxide and/or hydrochloric acid to adjust pH; pH is 4.5 (3.3 to 5.5). See **HOW SUPPLIED** section for various sizes and strengths.

Multiple-dose vials contain methylparaben 1 mg/mL added as preservative.

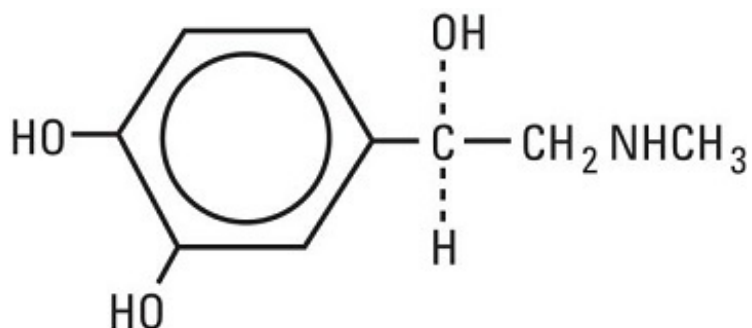
Single-dose ampuls and vials contain no bacteriostat or antimicrobial agent. Discard unused portion.

Lidocaine is a local anesthetic of the amide-type.

Lidocaine Hydrochloride, USP is chemically designated 2-(diethyl-amino)-2',6'-acetoxylidide monohydrochloride monohydrate, a white powder freely soluble in water. It has the following structural formula:



Epinephrine is a vasoconstrictor. Epinephrine, USP is a sympathomimetic (adrenergic) agent designated chemically as 4-[1-hydroxy-2 (methylamino) ethyl]-1,2 benzenediol, a white, microcrystalline powder. It has the following structural formula:



12 CLINICAL PHARMACOLOGY

12.1 Mechanism of Action

Lidocaine hydrochloride stabilizes the neuronal membrane by inhibiting the ionic fluxes required for the initiation and conduction of impulses thereby effecting local anesthetic action.

Epinephrine is a vasoconstrictor added to lidocaine to slow absorption into the general circulation and thus prolong maintenance of an active tissue concentration.

12.2 Pharmacodynamics

Excessive blood levels may cause changes in cardiac output, total peripheral resistance, and mean arterial pressure. With central neural blockade these changes may be attributable to block of autonomic fibers, a direct depressant effect of the local anesthetic agent on various components of the cardiovascular system, and/or the beta-adrenergic receptor stimulating action of epinephrine when present. The net effect is normally a modest hypotension when the recommended dosages are not exceeded.

Factors such as acidosis and the use of CNS stimulants and depressants affect the CNS levels of lidocaine hydrochloride required to produce overt systemic effects. Objective adverse manifestations become increasingly apparent with increasing venous plasma levels above 6 mcg free base per mL.

12.3 Pharmacokinetics

Systemic plasma levels of lidocaine following Lidocaine Hydrochloride and Epinephrine Injection do not correlate with local efficacy.

Absorption

Information derived from diverse formulations, concentrations and usages reveals that lidocaine hydrochloride is completely absorbed following parenteral administration, its rate of absorption depending, for example, upon various factors such as the site of administration and the presence or absence of a vasoconstrictor agent. Except for intravascular administration, the highest blood levels are obtained following intercostal nerve block and the lowest after subcutaneous administration.

Distribution

The plasma binding of lidocaine hydrochloride is dependent on drug concentration, and the fraction bound decreases with increasing concentration. At concentrations of 1 to 4 mcg of free base per mL 60 to 80 percent of lidocaine hydrochloride is protein bound.

Binding is also dependent on the plasma concentration of the alpha-1-acid glycoprotein.

Lidocaine hydrochloride crosses the blood-brain and placental barriers, presumably by passive diffusion.

Elimination

The elimination half-life of lidocaine hydrochloride following an intravenous bolus injection is typically 1.5 to 2 hours.

Metabolism

Lidocaine hydrochloride is metabolized rapidly by the liver, and biotransformation includes oxidative N-dealkylation, ring hydroxylation, cleavage of the amide linkage, and conjugation. N-dealkylation, a major pathway of biotransformation, yields the metabolites monoethylglycinexylidide and glycinexylidide. The pharmacological/toxicological actions of these metabolites are similar to, but less potent than, those of lidocaine hydrochloride.

Excretion

Approximately 90% of lidocaine hydrochloride administered is excreted in the form of various metabolites, and less than 10% is excreted unchanged by the kidneys. The primary metabolite in urine is a conjugate of 4-hydroxy-2,6-dimethylaniline.

Specific Populations

Patients with Hepatic Impairment

Because of the rapid rate at which lidocaine hydrochloride is metabolized, any condition that affects liver function may alter lidocaine hydrochloride kinetics. The half-life may be prolonged two-fold or more in patients with liver dysfunction.

Patients with Renal Impairment

Renal dysfunction does not affect lidocaine hydrochloride kinetics but may increase the accumulation of metabolites.

13 NONCLINICAL TOXICOLOGY

13.1 Carcinogenesis, Mutagenesis, Impairment of Fertility

Carcinogenesis

Studies of lidocaine hydrochloride in animals to evaluate the carcinogenic potential have not been conducted.

Mutagenesis

Studies of lidocaine hydrochloride in animals to evaluate the mutagenic potential have not been conducted.

Impairment of Fertility

In a published study, female Sprague-Dawley rats were treated subcutaneously with lidocaine via osmotic pumps starting two weeks prior to mating, and reproductive effects were assessed. Rats dosed up to the high dose of 500 mg/kg/day (approximately 45 times the MRDD on a mg/m² basis) showed no effects on copulatory

rate, pregnancy rate, numbers of corpora lutea, or implantations.

16 HOW SUPPLIED/STORAGE AND HANDLING

Do not autoclave.

Storage: All solutions should be stored at 20°C to 25°C (68°F to 77°F); excursions permitted between 15°C to 30°C (59°F to 86°F) [see USP Controlled Room Temperature]. **Protect from light.** For single-dose vials and ampules: Discard unused portion.

For Epidural test dose, Lidocaine Hydrochloride and Epinephrine Injection, USP 1:200,000 is a clear, colorless to slightly yellow solution available as:

Unit of Sale	Concentration
1.5% Contains 15 mg lidocaine hydrochloride per mL	
NDC 0409-1209-01 Tray of 10 single-dose ampuls	75 mg/5 mL (15 mg/mL)
NDC 0409-1209-05 Case of 400 single-dose ampuls	75 mg/5 mL (15 mg/mL)
NDC 0409-1209-65 Case of 800 single-dose ampuls (Kit Packer)	75 mg/5 mL (15 mg/mL)

Lidocaine Hydrochloride and Epinephrine Injection, USP 1:200,000 is a clear, colorless to slightly yellow solution available as:

Unit of Sale	Concentration
1.5% Contains 15 mg lidocaine hydrochloride per mL	
NDC 0409-3181-01 Carton of 5 single-dose fliptop vials	450 mg/30 mL (15 mg/mL)
2% Contains 20 mg lidocaine hydrochloride per mL	
NDC 0409-3183-01 Carton of 5 single-dose fliptop vials	400 mg/20 mL (20 mg/mL)

Lidocaine Hydrochloride and Epinephrine Injection 1:200,000, USP is a clear, colorless to slightly yellow solution available as:

Unit of Sale	Concentration
0.5% Contains 5 mg lidocaine hydrochloride per mL	
NDC 0409-3177-01 Tray of 25 multiple-dose fliptop vials	250 mg/50 mL (5 mg/mL)

Lidocaine Hydrochloride and Epinephrine Injection 1:100,000, USP is a clear, colorless to slightly yellow solution available as:

Unit of Sale	Concentration
1% Contains 10 mg lidocaine hydrochloride per mL	
NDC 0409-0007-10 Carton of 10 multiple-dose fliptop vials	200 mg/20 mL (10 mg/mL)
NDC 0409-3178-01 Tray of 25 multiple-dose fliptop vials	200 mg/20 mL (10 mg/mL)
NDC 0409-3178-02 Tray of 25 multiple-dose fliptop vials	300 mg/30 mL (10 mg/mL)
NDC 0409-3178-03 Tray of 25 multiple-dose fliptop vials	500 mg/50 mL (10 mg/mL)
2% Contains 20 mg lidocaine hydrochloride per mL	
NDC 0409-0147-10 Carton of 10 multiple-dose fliptop vials	400 mg/20 mL (20 mg/mL)
NDC 0409-3182-01 Tray of 25 multiple-dose fliptop vials	400 mg/20 mL (20 mg/mL)
NDC 0409-3182-02 Tray of 25 multiple-dose fliptop vials	600 mg/30 mL (20 mg/mL)
NDC 0409-3182-03 Tray of 25 multiple-dose fliptop vials	1000 mg/50 mL (20 mg/mL)

17 PATIENT COUNSELING INFORMATION

17.1 Allergic-Type Reactions

Assess if the patient has had allergic-type reactions to amide-type local anesthetics or to other formulation ingredients, such as the antimicrobial preservative methylparaben contained in multiple-dose vials or sulfites in epinephrine-containing solutions [see *Contraindications (4)*, *Warnings and Precautions (5.6)*, *Adverse Reactions (6)*].

17.2 Temporary Loss of Sensation and Motor Activity After Caudal or Epidural Anesthesia

When appropriate, patients should be informed in advance that they may experience temporary loss of sensation and motor activity, usually in the lower half of the body, following proper administration of caudal or epidural anesthesia.

Instructions After Dental Injection of Lidocaine Hydrochloride

Advise patients receiving dental injections of Lidocaine Hydrochloride not to chew solid

foods or to test the anesthetized area by biting or probing until anesthesia has worn off (up to 7 hours) [see *Warnings and Precautions* (5.15)].

17.3 Methemoglobinemia

Inform patients that use of local anesthetics may cause methemoglobinemia, a serious condition that must be treated promptly. Advise patients or caregivers to stop use and seek immediate medical attention if they or someone in their care experience the following signs or symptoms: pale, gray, or blue colored skin (cyanosis); headache; rapid heart rate; shortness of breath; lightheadedness; or fatigue [see *Warnings and Precautions* (5.2)].

This product's labeling may have been updated. For the most recent prescribing information, please visit www.pfizer.com.

For medical information about Lidocaine Hydrochloride and Epinephrine Injection, please visit www.pfizermedinfo.com or call 1-800-438-1985.

Distributed by Hospira, Inc., Lake Forest, IL 60045 USA



LAB-1298-8.0

PRINCIPAL DISPLAY PANEL - 5 mL Ampule Label

5 mL Single-dose
NDC 0409-1209-10

LIDOCAINE HCl 1.5%
75 mg/5 mL (15 mg/mL) and EPINEPHRINE
1:200,000 Inj., USP

Rx only

Epidural Test Dose

Discard unused portion.

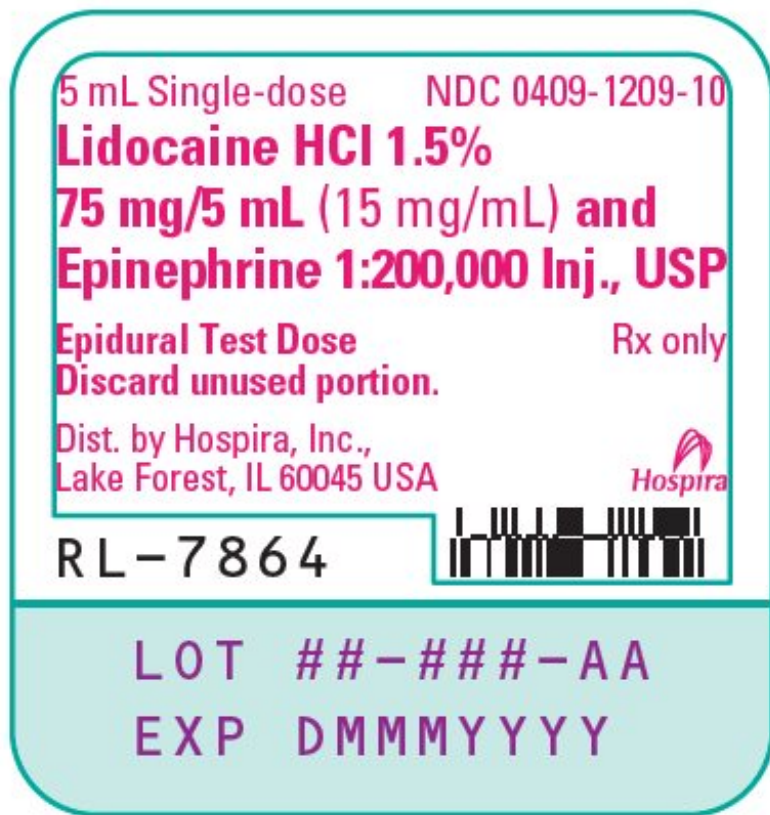
Dist. by Hospira, Inc., Lake Forest, IL 60045 USA

Hospira

RL-7864

LOT ##-###-AA

EXP DMMYYYY



PRINCIPAL DISPLAY PANEL - 5 mL Ampule Tray Label

5 mL Single-dose

10 Ampuls

Rx only

NDC 0409-1209-01

Contains 10 of NDC 0409-1209-10

Lidocaine HCl 1.5% 75 mg/5 mL (15 mg/mL) and Epinephrine 1:200,000 Injection, USP

Epidural Test Dose

For Use as a Test Dose During Epidural Anesthesia

Protect from light.

Keep ampuls in tray until time of use.

Each mL contains lidocaine HCl, anhyd. 15 mg; epinephrine 5 mcg; sodium chloride 6.5 mg; sodium metabisulfite 0.5 mg added. May contain hydrochloric acid and/or sodium hydroxide for pH adjustment. pH 4.5 (3.3 to 5.5). Store at 20 to 25°C (68 to 77°F). [See USP Controlled Room Temperature.] **Do not autoclave (contains epinephrine).** **NOTE:** Inspect ampul and discard if chipped, cracked or underfilled. Do not use the Injection if its color is pinkish or darker than slightly yellow or if it contains a precipitate. **Usual dosage:** See Insert. During epidural anesthesia, 2 to 3 mL will provide a test dose containing 30 to 45 mg of lidocaine hydrochloride and 10 to 15 mcg of epinephrine.

The test dose should be administered and the effects monitored before the full dose is given. Discard unused portion.

Distributed by Hospira, Inc., Lake Forest, IL 60045 USA

Hospira

RL-7863

LOT ##-###-AA

EXP DMMYYYY

5 mL Single-dose 10 Ampuls

Rx only NDC 0409-1209-01
Contains 10 of NDC 0409-1209-10


**Lidocaine HCl 1.5% 75 mg/5 mL (15 mg/mL) and
Epinephrine 1:200,000 Injection, USP**


Epidural Test Dose
For Use as a Test Dose During Epidural Anesthesia

Each mL contains lidocaine HCl, anhyd. 15 mg; epinephrine 5 mcg; sodium chloride 6.5 mg; sodium metabisulfite 0.5 mg added. May contain hydrochloric acid and/or sodium hydroxide for pH adjustment. pH 4.5 (3.3 to 5.5). Store at 20 to 25°C (68 to 77°F). [See USP Controlled Room Temperature.] **Do not autoclave (contains epinephrine).** **NOTE:** Inspect ampul and discard if chipped, cracked or underfilled. Do not use the Injection if its color is pinkish or darker than slightly yellow or if it contains a precipitate. **Usual dosage:** See Insert. During epidural anesthesia, 2 to 3 mL will provide a test dose containing 30 to 45 mg of lidocaine hydrochloride and 10 to 15 mcg of epinephrine. The test dose should be administered and the effects monitored before the full dose is given. **Discard unused portion.**

Protect from light.
Keep ampuls in tray until time of use.

Distributed by Hospira, Inc., Lake Forest, IL 60045 USA




(01) 10304091209012

LOT ##-###-AA
EXP DMMYYYY

RL-7863

PRINCIPAL DISPLAY PANEL - 5 mL Ampule Label - 1209

5 mL Single-dose
NDC 0409-1209-70

LIDOCAINE HCl 1.5% 75 mg/5 mL (15 mg/mL)
and EPINEPHRINE
1:200,000 Injection, USP

Rx only

Epidural Test Dose

Discard unused portion.

Dist. by Hospira, Inc., Lake Forest, IL 60045 USA

Hospira

RL-7862

LOT ##-###-AA

EXP DMMYYYY



PRINCIPAL DISPLAY PANEL - 50 mL Vial Label

50 mL

MULTIPLE-DOSE

Lidocaine HCl 0.5%
250 mg/50 mL (5 mg/mL) and
Epinephrine 1:200,000
Injection, USP

Rx only

For Infiltration and Nerve Block.

NOT FOR EPIDURAL OR CAUDAL USE.

Distributed by
Hospira, Inc., Lake Forest, IL 60045 USA

Hospira

IP0 G51 Database Limited / 7.5 ML
(01) 10304093177166

50 mL

MULTIPLE-DOSE

NDC 0409-3177-16

**Lidocaine HCl 0.5%
250 mg/50 mL (5 mg/mL) and
Epinephrine 1:200,000
Injection, USP**

Rx only

**For Infiltration and Nerve Block.
NOT FOR EPIDURAL OR CAUDAL USE.**

Distributed by
Hospira, Inc., Lake Forest, IL 60045 USA



Protect from light. Each mL contains lidocaine HCl, anhyd. 5 mg; epinephrine 5 mcg; NaCl 8 mg; sodium metabisulfite 0.5 mg and citric acid, anhyd. 0.2 mg added as stabilizers; methylparaben 1 mg added as preservative. May contain NaOH and/or HCl for pH adjustment. pH 4.5 (3.3 to 5.5). Sterile, nonpyrogenic. Usual dosage: See insert. Do not autoclave.
WARNING: CONTAINS SULFITES

RL-7858

LOT ###-##-AA
EXP DMMYYY

PRINCIPAL DISPLAY PANEL - 50 mL Vial Tray

50 mL MULTIPLE-DOSE Flip-top Vial

Rx only

NDC 0409-3177-01

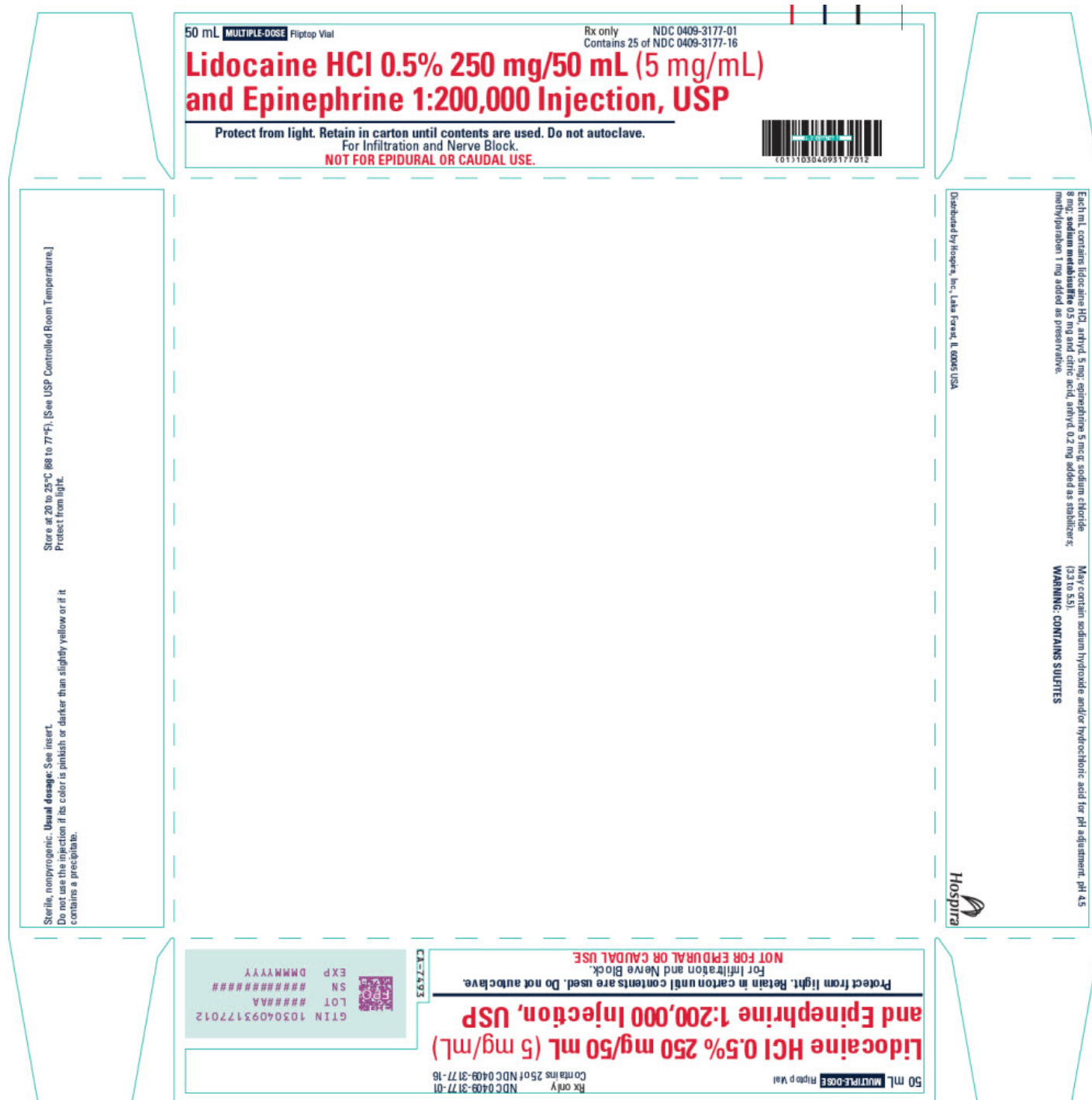
Contains 25 of NDC 0409-3177-16

Lidocaine HCl 0.5% 250 mg/50 mL (5 mg/mL)
and Epinephrine 1:200,000 Injection, USP

Protect from light. Retain in carton until contents are used. Do not autoclave.

For Infiltration and Nerve Block.

NOT FOR EPIDURAL OR CAUDAL USE.



PRINCIPAL DISPLAY PANEL - 20 mL Vial Label

20 mL
MULTIPLE-DOSE

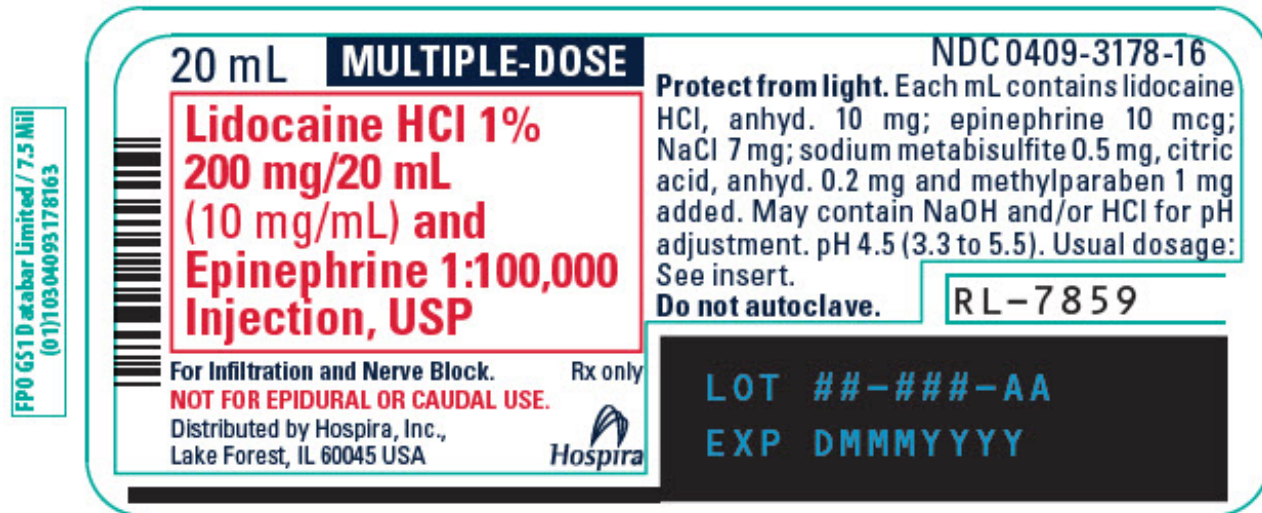
Lidocaine HCl 1%
200 mg/20 mL
(10 mg/mL) and
Epinephrine 1:100,000
Injection, USP

For Infiltration and Nerve Block.
Rx only

NOT FOR EPIDURAL OR CAUDAL USE.

Distributed by Hospira, Inc.,
Lake Forest, IL 60045 USA

Hospira



PRINCIPAL DISPLAY PANEL - 20 mL Vial Tray

20 mL MULTIPLE-DOSE Fliptop Vial

Rx only

NDC 0409-3178-01


Contains 25 of NDC 0409-3178-16

Lidocaine HCl 1% 200 mg/20 mL (10 mg/mL)
and Epinephrine 1:100,000 Injection, USP

Protect from light. Retain in carton until contents are used. Do not autoclave.

For Infiltration and Nerve Block.

NOT FOR EPIDURAL OR CAUDAL USE.



PRINCIPAL DISPLAY PANEL - 30 mL Vial Label

30 mL
MULTIPLE-DOSE
Lidocaine HCl 1%
300 mg/30 mL
(10 mg/mL) and
Epinephrine
1:100,000
Injection, USP


For Infiltration and Nerve Block.

NOT FOR EPIDURAL OR CAUDAL USE.

FPO GS1 Databar Limited / 7.5 Mil
(01)10304093178170

30 mL

MULTIPLE-DOSE



Lidocaine HCl 1%
300 mg/30 mL
(10 mg/mL) and
Epinephrine
1:100,000
Injection, USP

For Infiltration and Nerve Block.
NOT FOR EPIDURAL OR CAUDAL USE.


Rx only

NDC 0409-3178-17

Protect from light. Each mL contains lidocaine HCl, anhyd. 10 mg; epinephrine 10 mcg; NaCl 7 mg; sodium metabisulfite 0.5 mg, citric acid, anhyd. 0.2 mg and methylparaben 1 mg added. May contain NaOH and/or HCl for pH adjustment. pH 4.5 (3.3 to 5.5). Sterile, nonpyrogenic. Usual dosage: See insert.
Do not autoclave.

Distributed by

Hospira, Inc., Lake Forest, IL 60045 USA



RL-7860

LOT ###-##-AA
EXP DMMYYY

PRINCIPAL DISPLAY PANEL - 30 mL Vial Tray

30 mL MULTIPLE-DOSE Flip-top Vial

Rx only

NDC 0409-3178-02


Contains 25 of NDC 0409-3178-17

Lidocaine HCl 1% 300 mg/30 mL (10 mg/mL)
and Epinephrine 1:100,000 Injection, USP

Protect from light. Retain in carton until contents are used. Do not autoclave.

For Infiltration and Nerve Block.

NOT FOR EPIDURAL OR CAUDAL USE.



PRINCIPAL DISPLAY PANEL - 50 mL Vial Label - 3178

50 mL
MULTIPLE-DOSE

Lidocaine HCl 1%
500 mg/50 mL (10 mg/mL)
and Epinephrine 1:100,000
Injection, USP

For Infiltration and Nerve Block.
Rx only

NOT FOR EPIDURAL OR CAUDAL USE.

Distributed by
Hospira, Inc., Lake Forest, IL 60045 USA

Hospira

FP0651 Databar Limited / 7.5 Mil
(01) 1030493178187

50 mL

MULTIPLE-DOSE

NDC 0409-3178-18

**Lidocaine HCl 1%
500 mg/50 mL (10 mg/mL)
and Epinephrine 1:100,000
Injection, USP**

For Infiltration and Nerve Block. Rx only
NOT FOR EPIDURAL OR CAUDAL USE.

Distributed by
Hospira, Inc., Lake Forest, IL 60045 USA

Protect from light. Each mL contains lidocaine HCl, anhyd. 10 mg; epinephrine 10 mcg; NaCl 7 mg; sodium metabisulfite 0.5 mg and citric acid, anhyd. 0.2 mg added as stabilizers; methylparaben 1 mg added as preservative. May contain NaOH and/or HCl for pH adjustment. pH 4.5 (3.3 to 5.5). Sterile, nonpyrogenic. Usual dosage: See insert.
Do not autoclave.

RL-7861

LOT ##-##-AA
EXP DMMYY

PRINCIPAL DISPLAY PANEL - 50 mL Vial Tray - 3178

50 mL MULTIPLE-DOSE Flip Top Vial

Rx only

NDC 0409-3178-03


Contains 25 of NDC 0409-3178-18

Lidocaine HCl 1% 500 mg/50 mL (10 mg/mL)
and Epinephrine 1:100,000 Injection, USP

Protect from light. Retain in carton until contents are used. Do not autoclave.

For Infiltration and Nerve Block.

NOT FOR EPIDURAL OR CAUDAL USE.



PRINCIPAL DISPLAY PANEL - 30 mL Vial Label - 3181

30 mL
Single-dose

LIDOCAINE HCl 1.5% and
450 mg/30 mL (15 mg/mL)
and Epinephrine 1:200,000
Injection, USP

Rx only

For Infiltration and Nerve Block

including Epidural and Caudal.

Discard unused portion.

Hospira

Distributed by Hospira, Inc., Lake Forest, IL 60045 USA

FPO GS1 Databar Limited / 7.5 Mil
(01)10304093181118

30 mL **Single-dose** NDC 0409-3181-11


LIDOCAINE HCl 1.5%
450 mg/30 mL (15 mg/mL)
and Epinephrine 1:200,000
Injection, USP

Protect from light.
Each mL contains
lidocaine HCl anhyd.
15 mg; epinephrine
5 mcg; NaCl 6.5 mg;
sodium metabisulfite
0.5 mg and citric acid,
anhyd. 0.2 mg added.
May contain NaOH
and/or HCl for pH
adjustment. pH 4.5
(3.3 to 5.5). Sterile,
nonpyrogenic. Usual
dosage: See insert.
Do not autoclave.

Rx only

For Infiltration and Nerve Block
including Epidural and Caudal.

Discard unused portion.


Distributed by Hospira, Inc., Lake Forest, IL 60045 USA

RL-7869

LOT ###-###-AA
EXP DMMYYYY

PRINCIPAL DISPLAY PANEL - 30 mL Vial Carton

30 mL Single-dose

5 Fliptop Vials

Rx only

NDC 0409-3181-01

Contains 5 of NDC 0409-3181-11

Lidocaine Hydrochloride 1.5%

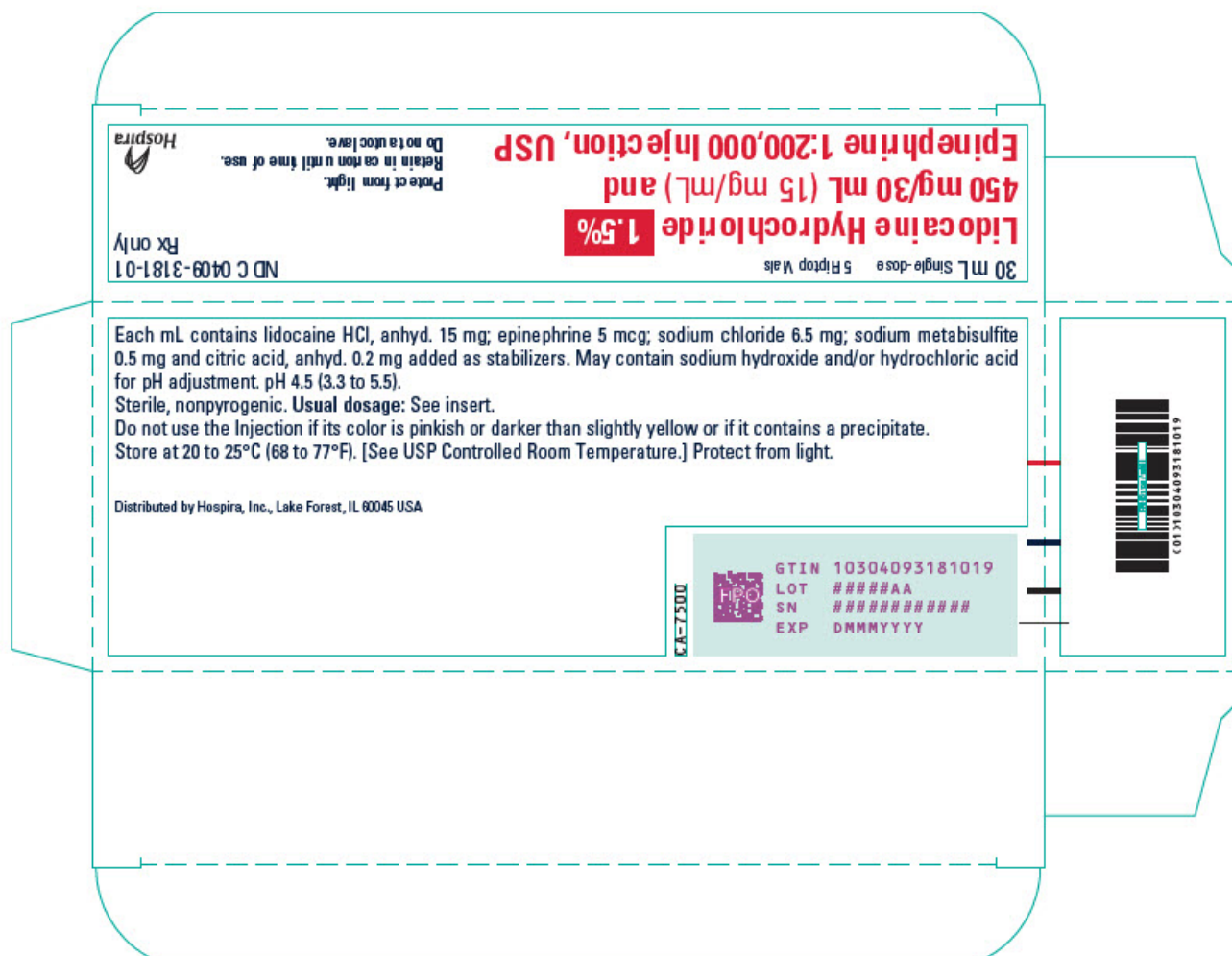
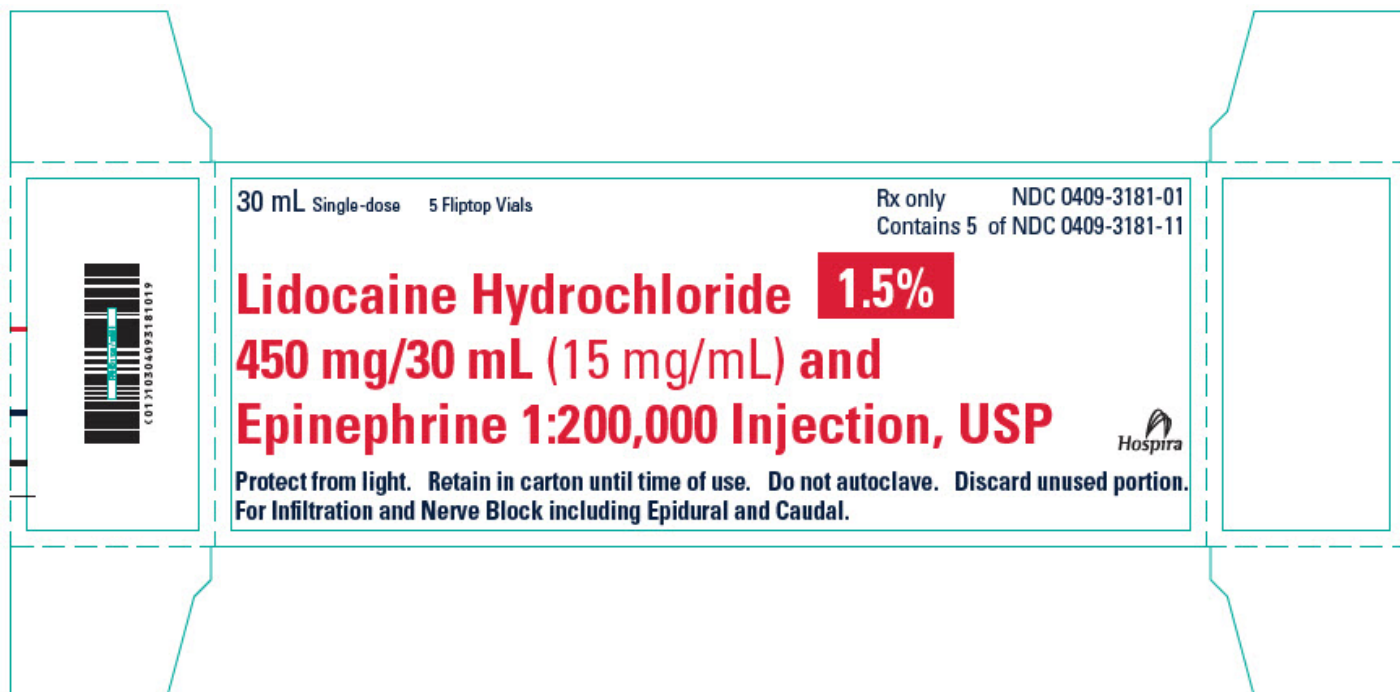
450 mg/30 mL (15 mg/mL) and

Epinephrine 1:200,000 Injection, USP

Hospira

Protect from light. Retain in carton until time of use. Do not autoclave. Discard unused portion.

For Infiltration and Nerve Block including Epidural and Caudal.



PRINCIPAL DISPLAY PANEL - 20 mL Vial Label - 3182

20 mL

MULTIPLE-DOSE

Lidocaine HCl 2%
400 mg/20 mL (20 mg/mL)
and Epinephrine 1:100,000
Injection, USP

For Infiltration and Nerve Block.

NOT FOR EPIDURAL OR CAUDAL USE.

Distributed by Hospira Inc.,
Lake Forest, IL 60045 USA

Hospira

FPO GS1 Databar Limited / 7.5 Mil
(01)10304093182115

20 mL

MULTIPLE-DOSE

Rx only NDC 0409-3182-11


**Lidocaine HCl 2%
400 mg/20 mL (20 mg/mL)
and Epinephrine 1:100,000
Injection, USP**

Protect from light. Each mL contains
lidocaine HCl, anhyd. 20 mg; epinephrine
10 mcg; NaCl 6 mg; sodium metabisulfite
0.5 mg, citric acid, anhyd. 0.2 mg and
methylparaben 1 mg added. May contain
NaOH and/or HCl for pH adjustment. pH 4.5
(3.3 to 5.5). Usual dosage: See insert.
Do not autoclave.

RL-7867

For Infiltration and Nerve Block.
NOT FOR EPIDURAL OR CAUDAL USE.

Distributed by Hospira Inc.,
Lake Forest, IL 60045 USA

Hospira

LOT ##-##-AA
EXP DMMYYYY

PRINCIPAL DISPLAY PANEL - 20 mL Vial Tray - 3182

20 mL MULTIPLE-DOSE Flip-top Vial

Rx only

NDC 0409-3182-01


Contains 25 of NDC 0409-3182-11

Lidocaine HCl 2% 400 mg/20 mL (20 mg/mL)
and Epinephrine 1:100,000 Injection, USP

Protect from light. Retain in carton until contents are used. Do not autoclave.

For Infiltration and Nerve Block.

NOT FOR EPIDURAL OR CAUDAL USE.



PRINCIPAL DISPLAY PANEL - 30 mL Vial Label - 3182

30 mL

MULTIPLE-DOSE

Lidocaine HCl 2%
600 mg/30 mL (20 mg/mL)
and Epinephrine 1:100,000
Injection, USP

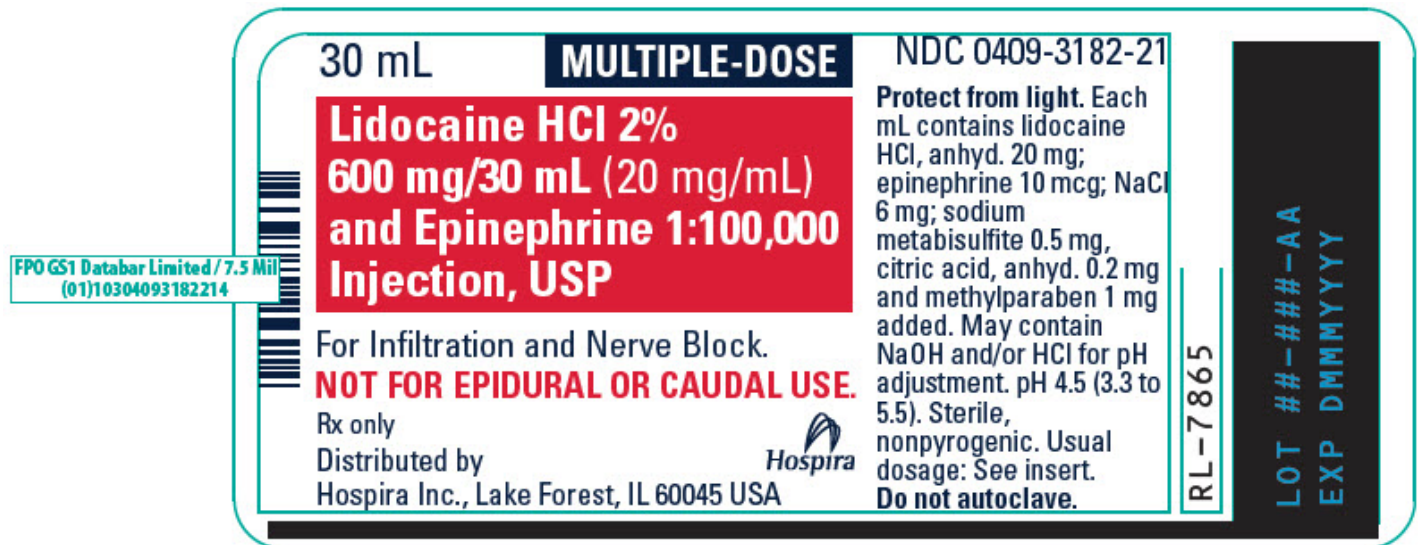
For Infiltration and Nerve Block.

NOT FOR EPIDURAL OR CAUDAL USE.

Rx only

Distributed by
Hospira Inc., Lake Forest, IL 60045 USA

Hospira



PRINCIPAL DISPLAY PANEL - 30 mL Vial Tray - 3182

30 mL MULTIPLE-DOSE Fliptop Vial

Rx only

NDC 0409-3182-02

Contains 25 of NDC 0409-3182-21

Lidocaine HCl 2% 600 mg/30 mL (20 mg/mL)
and Epinephrine 1:100,000 Injection, USP

Protect from light. Retain in carton until contents are used. Do not autoclave.

For Infiltration and Nerve Block.

NOT FOR EPIDURAL OR CAUDAL USE.



PRINCIPAL DISPLAY PANEL - 50 mL Vial Label - 3182

50 mL

MULTIPLE-DOSE

Lidocaine HCl 2%
1000 mg/50 mL (20 mg/mL)
and Epinephrine 1:100,000
Injection, USP

For Infiltration and Nerve Block.

Rx only

NOT FOR EPIDURAL OR CAUDAL USE.

Distributed by
Hospira Inc., Lake Forest, IL 60045 USA

Hospira

FPO GS1 Databar Limited / 7.5 Mil
(01)10304093182313

50 mL

MULTIPLE-DOSE

**Lidocaine HCl 2%
1000 mg/50 mL (20 mg/mL)
and Epinephrine 1:100,000
Injection, USP**

For Infiltration and Nerve Block. **NOT FOR EPIDURAL OR CAUDAL USE.**

Distributed by
Hospira Inc., Lake Forest, IL 60045 USA

Rx only

Protect from light. Each mL contains lidocaine HCl, anhyd. 20 mg; epinephrine 10 mcg; NaCl 6 mg; sodium metabisulfite 0.5 mg and citric acid, anhyd. 0.2 mg added as stabilizers; methylparaben 1 mg added as preservative. May contain NaOH and/or HCl for pH adjustment. pH 4.5 (3.3 to 5.5). Sterile, nonpyrogenic. Usual dosage: See insert. **Do not autoclave.**

NDC 0409-3182-31

RL-7868

LOT ##-##-AA
EXP DMMYYYY

PRINCIPAL DISPLAY PANEL - 50 mL Vial Tray - 3182

50 mL MULTIPLE-DOSE Fliptop Vial

Rx only

NDC 0409-3182-03


Contains 25 of NDC 0409-3182-31

Lidocaine HCl 2% 1000 mg/50 mL (20 mg/mL)
and Epinephrine 1:100,000 Injection, USP

Protect from light. Retain in carton until contents are used. Do not autoclave.

For Infiltration and Nerve Block.

NOT FOR EPIDURAL OR CAUDAL USE.



PRINCIPAL DISPLAY PANEL - 20 mL Vial Label - 3183

20 mL
Single-dose

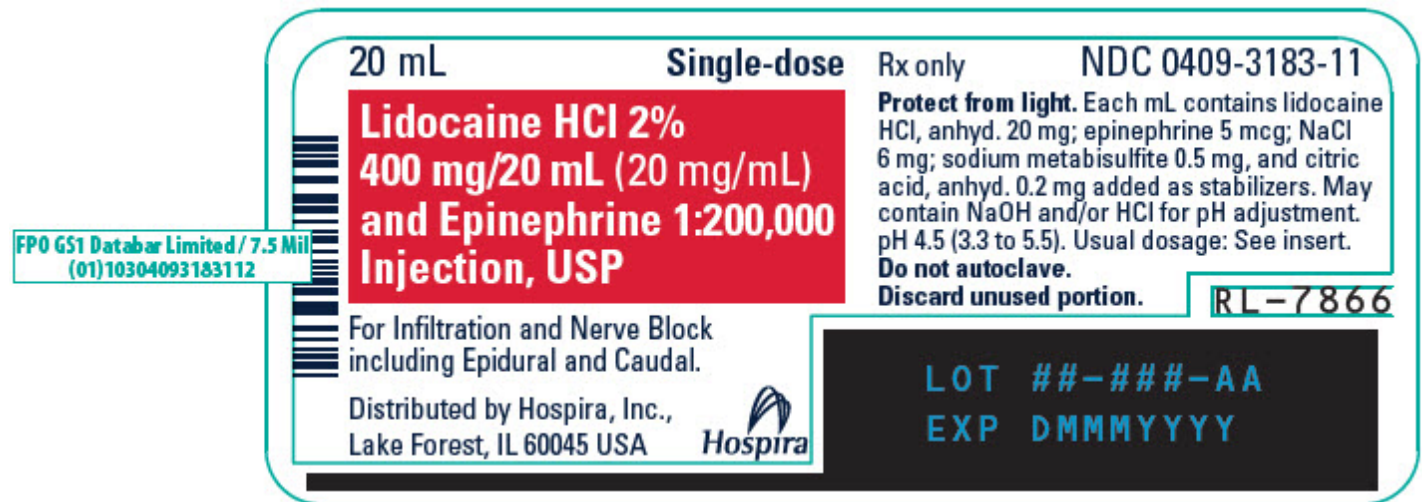
Lidocaine HCl 2%
400 mg/20 mL (20 mg/mL)
and Epinephrine 1:200,000
Injection, USP

For Infiltration and Nerve Block
including Epidural and Caudal.

Rx only

Distributed by Hospira, Inc.,
Lake Forest, IL 60045 USA

Hospira



PRINCIPAL DISPLAY PANEL - 20 mL Vial Carton

20 mL Single-dose

5 Fliptop Vials

Rx only

NDC 0409-3183-01

Contains 5 of NDC 0409-3183-11

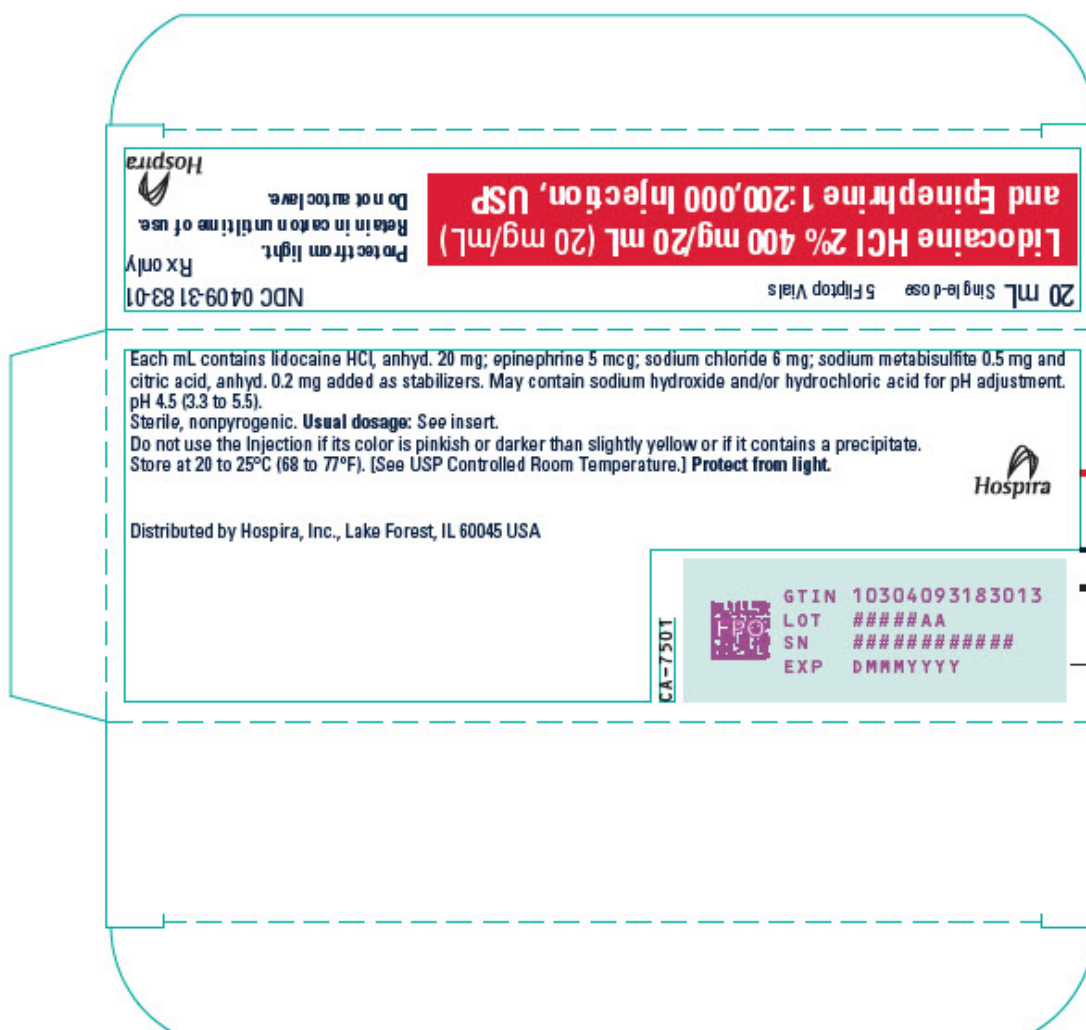
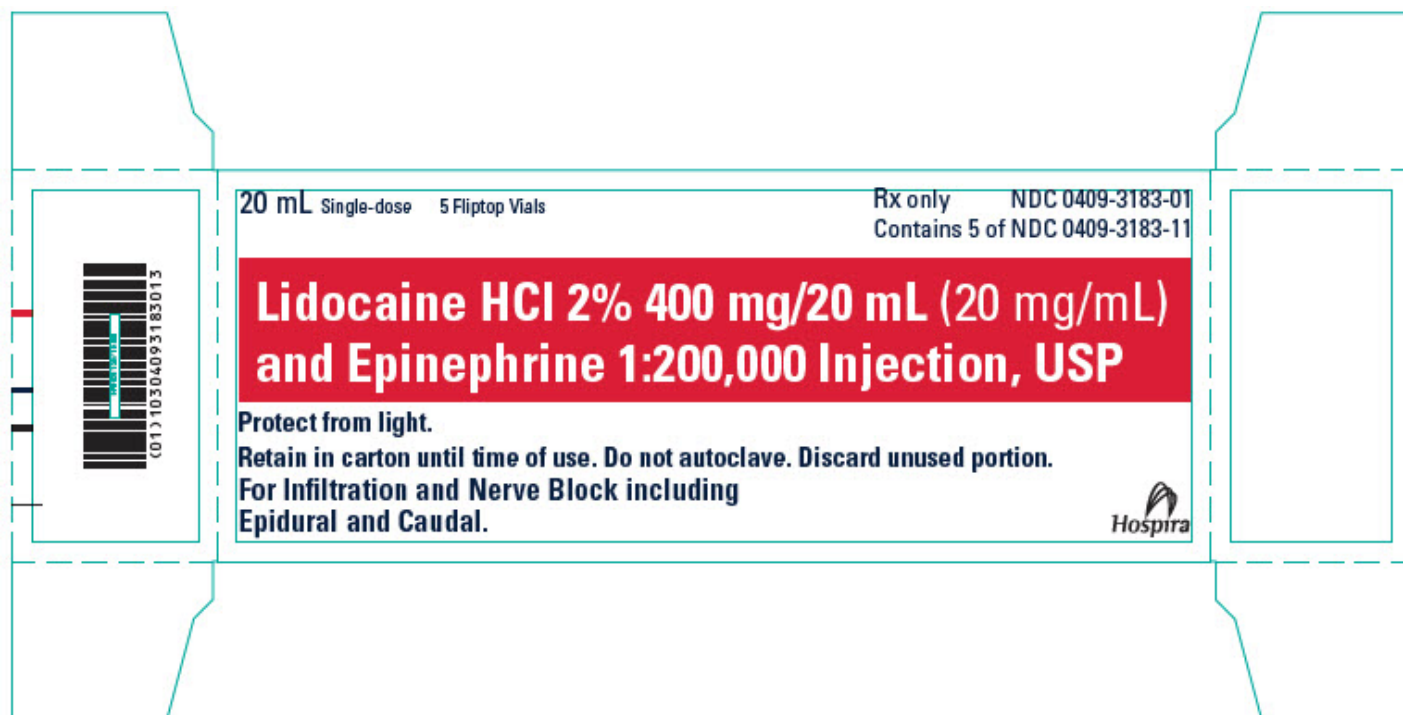
Lidocaine HCl 2% 400 mg/20 mL (20 mg/mL)
and Epinephrine 1:200,000 Injection, USP

Protect from light.

Retain in carton until time of use. Do not autoclave. Discard unused portion.

For Infiltration and Nerve Block including
Epidural and Caudal.

Hospira

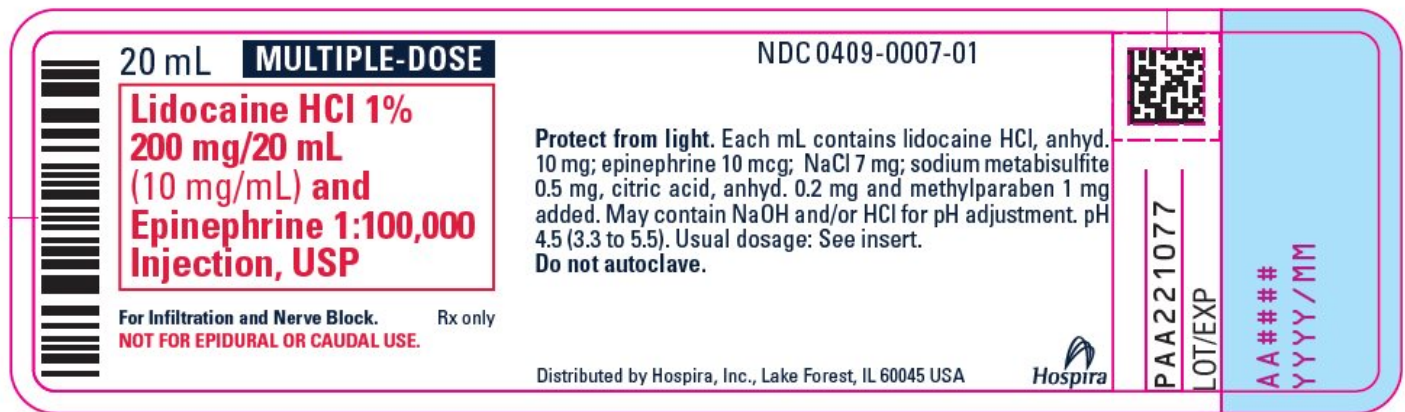


PRINCIPAL DISPLAY PANEL - 20 mL vial Label - 0007

20 mL MULTIPLE-DOSE

Lidocaine HCL 1%
200 mg/20 mL
(10 mg/mL) and
Epinephrine 1:100,000
Injection, USP

For Infiltration and Nerve Block.
Rx only
NOT FOR EPIDURAL OR CAUDAL USE.



PRINCIPAL DISPLAY PANEL - 20 mL Vial Carton -0007

20 mL MULTIPLE-DOSE Flip-top Vial

Rx only

NDC 0409-0007-10

Contains 10 of NDC 0409-0007-01

Lidocaine HCL 1% 200 mg/20 mL (10 mg/mL)
and Epinephrine 1:100,000 Injection, USP

Protect from light. Retain in carton until contents are used. Do not autoclave.

For Infiltration and Nerve Block.

NOT FOR EPIDURAL OR CAUDAL USE.

20 mL **MULTIPLE-DOSE** Flipstop Vial

Rx only NDC 0409-0007-10
Contains 10 of NDC 0409-0007-01

Lidocaine HCl 1% 200 mg/20 mL (10 mg/mL) and Epinephrine 1:100,000 Injection, USP

Protect from light. Retain in carton until contents are used. Do not autoclave.
For Infiltration and Nerve Block.
NOT FOR EPIDURAL OR CAUDAL USE.

Lidocaine HCl 1% 200 mg/20 mL (10 mg/mL) and Epinephrine 1:100,000 Injection, USP

NDC 0409-0007-10

20 mL **MULTIPLE-DOSE** Flipstop Vial



LOT
EXP
NDC
NDC 0409-0007-10

Each mL contains lidocaine HCl, anhyd. 10 mg; epinephrine 10 mcg; sodium chloride 7 mg; sodium metabisulfite 0.5 mg and citric acid, anhyd. 0.2 mg added as stabilizers; methylparaben 1 mg added as preservative.

May contain sodium hydroxide and/or hydrochloric acid for pH adjustment.
pH 4.5 (3.2 to 5.5).

Sterile, nonpyrogenic. Usual dosage: See insert.

Do not use the injection if its color is pinkish or darker than slightly yellow or if it contains a precipitate.

Store at 20°C to 25°C (68°F to 77°F). [See USP Controlled Room Temperature.]
Protect from light.

NEEDLE POINT
Flipstop



PAA221075

Distributed by Hospira, Inc., Lake Forest, IL 60045 USA



001300304090007100

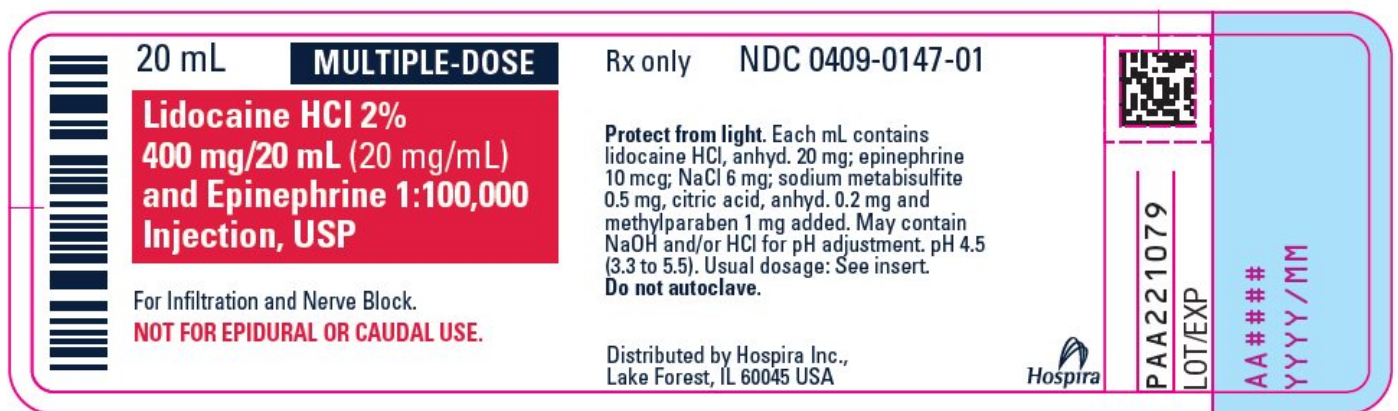
NEEDLE POINT
Flipstop

PRINCIPAL DISPLAY PANEL - 20 mL vial Label - 0147

20 mL MULTIPLE-DOSE

Lidocaine HCl 2%
400 mg/20 mL (20 mg/mL)
and Epinephrine 1:100,000
Injection, USP

For Infiltration and Nerve Block
NOT FOR EPIDURAL OR CAUDAL USE.



PRINCIPAL DISPLAY PANEL - 20 mL vial Carton - 0147

20 mL MULTIPLE-DOSE Flitop Vial

Rx only
NDC 0409-0147-10
Contains 10 of NDC 0409-0147-01

Lidocaine HCl 2% 400 mg/20 mL (20 mg/mL)
and Epinephrine 1:100,000 Injection, USP

Protect from light. Retain in carton until contents are used. Do not autoclave.
For Infiltration and Nerve Block.
NOT FOR EPIDURAL OR CAUDAL USE.

20 mL **MULTIPLE-DOSE** Flip Top Vial

Rx only NDC 0409-0147-10
Contains 10 of NDC 0409-0147-01

Lidocaine HCl 2% 400 mg/20 mL (20 mg/mL) and Epinephrine 1:100,000 Injection, USP

Protect from light. Retain in carton until contents are used. Do not autoclave.
For Infiltration and Nerve Block.
NOT FOR EPIDURAL OR CAUDAL USE.

Lidocaine HCl 2% 400 mg/20 mL (20 mg/mL) and Epinephrine 1:100,000 Injection, USP

NDC 0409-0147-10

20 mL **MULTIPLE-DOSE** Flip Top Vial



NDC 0409-0147-10

LOT
EXP
SR

DO NOT USE IF COLOR IS
PINKISH



PAA221076

Each mL contains lidocaine HCl, anhyd. 20 mg; epinephrine 10 mcg; sodium chloride 8 mg; sodium metabisulfite 0.5 mg and citric acid, anhyd. 0.2 mg added as stabilizers; methylparaben 1 mg added as preservative.

May contain sodium hydroxide and/or hydrochloric acid for pH adjustment.
pH 4.5 (3.3 to 5.5).

Sterile, nonpyrogenic. Usual dosage: See insert.

Do not use the injection if its color is pinkish or darker than slightly yellow or if it contains a precipitate.

Store at 20°C to 25°C (68°F to 77°F). [See USP Controlled Room Temperature.]

Protect from light.

Distributed by Hospira, Inc., Lake Forest, IL 60045 USA



(01)00304090147103

DO NOT USE IF COLOR IS
PINKISH

LIDOCAINE HYDROCHLORIDE AND EPINEPHRINE

lidocaine hydrochloride and epinephrine injection, solution

Product Information

Product Type	HUMAN PRESCRIPTION DRUG	Item Code (Source)	NDC:0409-1209
Route of Administration	EPIDURAL		

Active Ingredient/Active Moiety

Ingredient Name	Basis of Strength	Strength
LIDOCAINE HYDROCHLORIDE (UNII: V13007Z41A) (LIDOCAINE - UNII:98PI200987)	LIDOCAINE HYDROCHLORIDE ANHYDROUS	15 mg in 1 mL
EPINEPHRINE (UNII: YKH834O4BH) (EPINEPHRINE - UNII:YKH834O4BH)	EPINEPHRINE	5 ug in 1 mL

Inactive Ingredients

Ingredient Name	Strength
SODIUM CHLORIDE (UNII: 451W47IQ8X)	6.5 mg in 1 mL
SODIUM METABISULFITE (UNII: 4VON5FNS3C)	0.5 mg in 1 mL
SODIUM HYDROXIDE (UNII: 55X04QC32I)	
HYDROCHLORIC ACID (UNII: QTT17582CB)	
WATER (UNII: 059QF0KO0R)	

Packaging

#	Item Code	Package Description	Marketing Start Date	Marketing End Date
1	NDC:0409-1209-01	10 in 1 TRAY	02/02/2006	
1	NDC:0409-1209-10	5 mL in 1 AMPULE; Type 0: Not a Combination Product		
2	NDC:0409-1209-05	400 in 1 CASE	09/13/1985	
2		5 mL in 1 AMPULE; Type 0: Not a Combination Product		
3	NDC:0409-1209-65	800 in 1 CASE	03/31/2005	
3	NDC:0409-1209-70	5 mL in 1 AMPULE; Type 0: Not a Combination Product		

Marketing Information

Marketing Category	Application Number or Monograph Citation	Marketing Start Date	Marketing End Date
ANDA	ANDA088571	09/13/1985	

LIDOCAINE HYDROCHLORIDE AND EPINEPHRINE

lidocaine hydrochloride and epinephrine injection, solution

Product Information

Product Type	HUMAN PRESCRIPTION DRUG	Item Code (Source)	NDC:0409-3177
Route of Administration	INFILTRATION, PERINEURAL		

Active Ingredient/Active Moiety

Ingredient Name	Basis of Strength	Strength
LIDOCAINE HYDROCHLORIDE (UNII: V13007Z41A) (LIDOCAINE - UNII:98PI200987)	LIDOCAINE HYDROCHLORIDE ANHYDROUS	5 mg in 1 mL
EPINEPHRINE (UNII: YKH834O4BH) (EPINEPHRINE - UNII:YKH834O4BH)	EPINEPHRINE	5 ug in 1 mL

Inactive Ingredients

Ingredient Name	Strength
SODIUM CHLORIDE (UNII: 451W47IQ8X)	8 mg in 1 mL
SODIUM METABISULFITE (UNII: 4VON5FNS3C)	0.5 mg in 1 mL
ANHYDROUS CITRIC ACID (UNII: XF417D3PSL)	0.2 mg in 1 mL
METHYLPARABEN (UNII: A2I8C7HI9T)	1 mg in 1 mL
SODIUM HYDROXIDE (UNII: 55X04QC32I)	
HYDROCHLORIC ACID (UNII: QTT17582CB)	
WATER (UNII: 059QF0KO0R)	

Packaging

#	Item Code	Package Description	Marketing Start Date	Marketing End Date
1	NDC:0409-3177-01	25 in 1 TRAY	11/01/2005	
1	NDC:0409-3177-16	50 mL in 1 VIAL, MULTI-DOSE; Type 0: Not a Combination Product		

Marketing Information

Marketing Category	Application Number or Monograph Citation	Marketing Start Date	Marketing End Date
ANDA	ANDA089635	11/01/2005	

LIDOCAINE HYDROCHLORIDE AND EPINEPHRINE

lidocaine hydrochloride and epinephrine injection, solution

Product Information

Product Type	HUMAN PRESCRIPTION DRUG	Item Code (Source)	NDC:0409-3178
---------------------	-------------------------	---------------------------	---------------

Route of Administration		INFILTRATION, PERINEURAL		
Active Ingredient/Active Moiety				
Ingredient Name		Basis of Strength	Strength	
LIDOCAINE HYDROCHLORIDE (UNII: V13007Z41A) (LIDOCAINE - UNII:98PI200987)		LIDOCAINE HYDROCHLORIDE ANHYDROUS	10 mg in 1 mL	
EPINEPHRINE (UNII: YKH834O4BH) (EPINEPHRINE - UNII:YKH834O4BH)		EPINEPHRINE	10 ug in 1 mL	
Inactive Ingredients				
Ingredient Name		Strength		
SODIUM CHLORIDE (UNII: 451W47IQ8X)		7 mg in 1 mL		
SODIUM METABISULFITE (UNII: 4VON5FNS3C)		0.5 mg in 1 mL		
ANHYDROUS CITRIC ACID (UNII: XF417D3PSL)		0.2 mg in 1 mL		
SODIUM HYDROXIDE (UNII: 55X04QC32I)				
HYDROCHLORIC ACID (UNII: QTT17582CB)				
METHYLPARABEN (UNII: A2I8C7HI9T)		1 mg in 1 mL		
WATER (UNII: 059QF0KO0R)				
Packaging				
#	Item Code	Package Description	Marketing Start Date	Marketing End Date
1	NDC:0409-3178-01	25 in 1 TRAY	09/16/2005	
1	NDC:0409-3178-16	20 mL in 1 VIAL, MULTI-DOSE; Type 0: Not a Combination Product		
2	NDC:0409-3178-02	25 in 1 TRAY	09/27/2005	
2	NDC:0409-3178-17	30 mL in 1 VIAL, MULTI-DOSE; Type 0: Not a Combination Product		
3	NDC:0409-3178-03	25 in 1 TRAY	09/19/2005	
3	NDC:0409-3178-18	50 mL in 1 VIAL, MULTI-DOSE; Type 0: Not a Combination Product		
Marketing Information				
Marketing Category		Application Number or Monograph Citation	Marketing Start Date	Marketing End Date
ANDA		ANDA089644	09/16/2005	

LIDOCAINE HYDROCHLORIDE AND EPINEPHRINE

lidocaine hydrochloride and epinephrine injection, solution

Product Information				
			Item Code	NDC:0409

Product Type	HUMAN PRESCRIPTION DRUG	Item Code (Source)	NDC:0409-3181	
Route of Administration	EPIDURAL, INFILTRATION, PERINEURAL, INTRACAUDAL			
Active Ingredient/Active Moiety				
Ingredient Name		Basis of Strength	Strength	
LIDOCAINE HYDROCHLORIDE (UNII: V13007Z41A) (LIDOCAINE - UNII:98PI200987)		LIDOCAINE HYDROCHLORIDE ANHYDROUS	15 mg in 1 mL	
EPINEPHRINE (UNII: YKH834O4BH) (EPINEPHRINE - UNII:YKH834O4BH)		EPINEPHRINE	5 ug in 1 mL	
Inactive Ingredients				
Ingredient Name		Strength		
SODIUM CHLORIDE (UNII: 451W47IQ8X)		6.5 mg in 1 mL		
SODIUM METABISULFITE (UNII: 4VON5FNS3C)		0.5 mg in 1 mL		
ANHYDROUS CITRIC ACID (UNII: XF417D3PSL)		0.2 mg in 1 mL		
SODIUM HYDROXIDE (UNII: 55X04QC32I)				
HYDROCHLORIC ACID (UNII: QTT17582CB)				
WATER (UNII: 059QF0KO0R)				
Packaging				
#	Item Code	Package Description	Marketing Start Date	Marketing End Date
1	NDC:0409-3181-01	5 in 1 CARTON	01/31/2005	
1	NDC:0409-3181-11	30 mL in 1 VIAL, SINGLE-DOSE; Type 0: Not a Combination Product		
Marketing Information				
Marketing Category		Application Number or Monograph Citation	Marketing Start Date	Marketing End Date
ANDA		ANDA089645	01/31/2005	

LIDOCAINE HYDROCHLORIDE AND EPINEPHRINE

lidocaine hydrochloride and epinephrine injection, solution

Product Information			
Product Type	HUMAN PRESCRIPTION DRUG	Item Code (Source)	NDC:0409-3182
Route of Administration	INFILTRATION, PERINEURAL		
Active Ingredient/Active Moiety			
Ingredient Name		Basis of Strength	Strength

LIDOCAINE HYDROCHLORIDE (UNII: V13007Z41A) (LIDOCAINE - UNII:98PI200987)		LIDOCAINE HYDROCHLORIDE ANHYDROUS	20 mg in 1 mL	
EPINEPHRINE (UNII: YKH834O4BH) (EPINEPHRINE - UNII:YKH834O4BH)		EPINEPHRINE	10 ug in 1 mL	
Inactive Ingredients				
Ingredient Name			Strength	
SODIUM CHLORIDE (UNII: 451W47IQ8X)			6 mg in 1 mL	
SODIUM METABISULFITE (UNII: 4VON5FNS3C)			0.5 mg in 1 mL	
ANHYDROUS CITRIC ACID (UNII: XF417D3PSL)			0.2 mg in 1 mL	
SODIUM HYDROXIDE (UNII: 55X04QC32I)				
HYDROCHLORIC ACID (UNII: QTT17582CB)				
METHYLPARABEN (UNII: A2I8C7HI9T)			1 mg in 1 mL	
WATER (UNII: 059QF0KO0R)				
Packaging				
#	Item Code	Package Description	Marketing Start Date	Marketing End Date
1	NDC:0409-3182-01	25 in 1 TRAY	09/15/2005	
1	NDC:0409-3182-11	20 mL in 1 VIAL, MULTI-DOSE; Type 0: Not a Combination Product		
2	NDC:0409-3182-02	25 in 1 TRAY	12/29/2005	
2	NDC:0409-3182-21	30 mL in 1 VIAL, MULTI-DOSE; Type 0: Not a Combination Product		
3	NDC:0409-3182-03	25 in 1 TRAY	06/23/2005	
3	NDC:0409-3182-31	50 mL in 1 VIAL, MULTI-DOSE; Type 0: Not a Combination Product		
Marketing Information				
Marketing Category		Application Number or Monograph Citation	Marketing Start Date	Marketing End Date
ANDA		ANDA089646	06/23/2005	

LIDOCAINE HYDROCHLORIDE AND EPINEPHRINE			
lidocaine hydrochloride and epinephrine injection, solution			
Product Information			
Product Type	HUMAN PRESCRIPTION DRUG	Item Code (Source)	NDC:0409-3183
Route of Administration	EPIDURAL, INFILTRATION, PERINEURAL, INTRACAUDAL		

Active Ingredient/Active Moiety		
Ingredient Name	Basis of Strength	Strength
LIDOCAINE HYDROCHLORIDE (UNII: V13007Z 41A) (LIDOCAINE - UNII:98PI200987)	LIDOCAINE HYDROCHLORIDE ANHYDROUS	20 mg in 1 mL
EPINEPHRINE (UNII: YKH834O4BH) (EPINEPHRINE - UNII:YKH834O4BH)	EPINEPHRINE	5 ug in 1 mL

Inactive Ingredients	
Ingredient Name	Strength
SODIUM CHLORIDE (UNII: 451W47IQ8X)	6 mg in 1 mL
SODIUM METABISULFITE (UNII: 4VON5FNS3C)	0.5 mg in 1 mL
ANHYDROUS CITRIC ACID (UNII: XF417D3PSL)	0.2 mg in 1 mL
SODIUM HYDROXIDE (UNII: 55X04QC32I)	
HYDROCHLORIC ACID (UNII: QTT17582CB)	
WATER (UNII: 059QF0KO0R)	

Packaging				
#	Item Code	Package Description	Marketing Start Date	Marketing End Date
1	NDC:0409-3183-01	5 in 1 CARTON	07/06/2005	
1	NDC:0409-3183-11	20 mL in 1 VIAL, SINGLE-DOSE; Type 0: Not a Combination Product		

Marketing Information			
Marketing Category	Application Number or Monograph Citation	Marketing Start Date	Marketing End Date
ANDA	ANDA089651	07/06/2005	

LIDOCAINE HYDROCHLORIDE AND EPINEPHRINE

lidocaine hydrochloride and epinephrine injection, solution

Product Information			
Product Type	HUMAN PRESCRIPTION DRUG	Item Code (Source)	NDC:0409-0007
Route of Administration	INFILTRATION, PERINEURAL		

Active Ingredient/Active Moiety		
Ingredient Name	Basis of Strength	Strength
LIDOCAINE HYDROCHLORIDE (UNII: V13007Z 41A) (LIDOCAINE - UNII:98PI200987)	LIDOCAINE HYDROCHLORIDE ANHYDROUS	10 mg in 1 mL
EPINEPHRINE (UNII: YKH834O4BH) (EPINEPHRINE - UNII:YKH834O4BH)	EPINEPHRINE	10 ug in 1 mL

Inactive Ingredients				
Ingredient Name			Strength	
SODIUM CHLORIDE (UNII: 451W47IQ8X)			7 mg in 1 mL	
SODIUM METABISULFITE (UNII: 4VON5FNS3C)			0.5 mg in 1 mL	
ANHYDROUS CITRIC ACID (UNII: XF417D3PSL)			0.2 mg in 1 mL	
SODIUM HYDROXIDE (UNII: 55X04QC32I)				
HYDROCHLORIC ACID (UNII: QTT17582CB)				
METHYLPARABEN (UNII: A2I8C7HI9T)			1 mg in 1 mL	
WATER (UNII: 059QF0KO0R)				
Packaging				
#	Item Code	Package Description	Marketing Start Date	Marketing End Date
1	NDC:0409-0007-10	10 in 1 CARTON	10/28/2024	
1	NDC:0409-0007-01	20 mL in 1 VIAL, MULTI-DOSE; Type 0: Not a Combination Product		
Marketing Information				
Marketing Category		Application Number or Monograph Citation	Marketing Start Date	Marketing End Date
ANDA		ANDA089644	10/28/2024	

LIDOCAINE HYDROCHLORIDE AND EPINEPHRINE			
lidocaine hydrochloride and epinephrine injection, solution			
Product Information			
Product Type	HUMAN PRESCRIPTION DRUG	Item Code (Source)	NDC:0409-0147
Route of Administration	INFILTRATION, PERINEURAL		
Active Ingredient/Active Moiety			
Ingredient Name		Basis of Strength	Strength
LIDOCAINE HYDROCHLORIDE (UNII: V13007Z41A) (LIDOCAINE - UNII:98PI200987)		LIDOCAINE HYDROCHLORIDE ANHYDROUS	20 mg in 1 mL
EPINEPHRINE (UNII: YKH834O4BH) (EPINEPHRINE - UNII:YKH834O4BH)		EPINEPHRINE	10 ug in 1 mL
Inactive Ingredients			
Ingredient Name			Strength
SODIUM CHLORIDE (UNII: 451W47IQ8X)			6 mg in 1 mL
SODIUM METABISULFITE (UNII: 4VON5FNS3C)			0.5 mg in 1 mL
ANHYDROUS CITRIC ACID (UNII: XF417D3PSL)			0.2 mg in 1 mL
SODIUM HYDROXIDE (UNII: 55X04QC32I)			

HYDROCHLORIC ACID (UNII: QTT17582CB)				
METHYLPARABEN (UNII: A2I8C7HI9T)			1 mg in 1 mL	
WATER (UNII: 059QF0KO0R)				
Packaging				
#	Item Code	Package Description	Marketing Start Date	Marketing End Date
1	NDC:0409-0147-10	10 in 1 CARTON	10/28/2024	
1	NDC:0409-0147-01	20 mL in 1 VIAL, MULTI-DOSE; Type 0: Not a Combination Product		
Marketing Information				
Marketing Category		Application Number or Monograph Citation	Marketing Start Date	Marketing End Date
ANDA		ANDA089646	10/28/2024	

Labeler - Hospira, Inc. (141588017)

Establishment			
Name	Address	ID/FEI	Business Operations
Hospira, Inc.		093132819	ANALYSIS(0409-1209, 0409-3177, 0409-3178, 0409-3181, 0409-3182, 0409-3183, 0409-0007, 0409-0147) , MANUFACTURE(0409-1209, 0409-3177, 0409-3178, 0409-3181, 0409-3182, 0409-3183, 0409-0007, 0409-0147) , PACK(0409-1209, 0409-3177, 0409-3178, 0409-3181, 0409-3182, 0409-3183, 0409-0007, 0409-0147) , LABEL(0409-1209, 0409-3177, 0409-3178, 0409-3181, 0409-3182, 0409-3183, 0409-0007, 0409-0147)

Establishment			
Name	Address	ID/FEI	Business Operations
Hospira, Inc.		827731089	ANALYSIS(0409-1209, 0409-3177, 0409-3178, 0409-3181, 0409-3182, 0409-3183, 0409-0007, 0409-0147)

Establishment			
Name	Address	ID/FEI	Business Operations
Hospira, Inc.		030606222	ANALYSIS(0409-1209, 0409-3177, 0409-3178, 0409-3181, 0409-3182, 0409-3183, 0409-0007, 0409-0147)