

# T.R.U.E. TEST THIN-LAYER RAPID USE PATCH TEST - standardized allergenic SmartPractice Denmark ApS

## HIGHLIGHTS OF PRESCRIBING INFORMATION

These highlights do not include all the information needed to use T.R.U.E. TEST safely and effectively. See full prescribing information for T.R.U.E. TEST.

## T.R.U.E. TEST

Thin-Layer Rapid Use Epicutaneous Patch Test

For Topical Use Only

Initial U.S. Approval: 1994

## RECENT MAJOR CHANGES

Indications and Usage (1)	01/2012
Dosage and Administration (2)	01/2012
Contraindications (4)	01/2012

## INDICATIONS AND USAGE

For topical use only.

T.R.U.E. TEST is an epicutaneous patch test indicated for use as an aid in the diagnosis of allergic contact dermatitis in persons 18 years of age and older whose history suggests sensitivity to one or more of the 35 substances included on the T.R.U.E. TEST panels. (1)

## DOSAGE AND ADMINISTRATION

Apply the three adhesive panels of allergens and allergen mixes on healthy skin of the back. Remove panels and evaluate the skin 48 hours after application. Re-evaluate the skin 72 to 96 hours after application. (2)

## DOSAGE FORMS AND STRENGTHS

Three adhesive panels consisting of 35 allergen and allergen mix patches and a negative control. Panel 1.2 contains 11 allergens and allergen mixes and a negative control. Panel 2.2 contains 12 allergens and allergen mixes. Panel 3.2 contains 12 allergens and allergen mixes. (3)

## CONTRAINDICATIONS

- Do not apply to skin of patients with a history of severe allergic reaction (systemic and/or local) to any of the allergen components or inactive substances of T.R.U.E. TEST. (4)
- Do not apply to skin that is injured or inflamed. (4)

## WARNINGS AND PRECAUTIONS

- Acute allergic reactions, including anaphylaxis, may occur. (5.1)
- Sensitization to one or more of the allergens may occur with initial or repeat testing. (5.2, 5.9)
- Extreme positive reactions, excited skin syndrome, tape reactions, irritant contact dermatitis, persistent reactions, and late reactions at the test site may occur. (5.3, 5.4, 5.5, 5.6, 5.7, 5.8)

## ADVERSE REACTIONS

The most common adverse reactions (occurring in more than 1% of the study population) were burning, tape irritation, persistent reactions, erythema, and hyper/hypo pigmentation. (6.1)

To report SUSPECTED ADVERSE REACTIONS, contact SmartPractice at 1-800-878-3837 or FDA at 1-800-FDA-1088 or [www.fda.gov/medwatch](http://www.fda.gov/medwatch).

## DRUG INTERACTIONS

Patients on systemic or topical immunosuppressant therapy may have a diminished reaction to T.R.U.E. TEST. (7)

## USE IN SPECIFIC POPULATIONS

Pregnancy: No human or animal data. Use only if clearly needed. (8.1)

See 17 for PATIENT COUNSELING INFORMATION.

Revised: 11/2014

## **FULL PRESCRIBING INFORMATION: CONTENTS\***

### **1 INDICATIONS AND USAGE**

### **2 DOSAGE AND ADMINISTRATION**

- 2.1 Application Instructions
- 2.2 Timing of Test Readings
- 2.3 Interpretation Instructions

### **3 DOSAGE FORMS AND STRENGTHS**

### **4 CONTRAINDICATIONS**

### **5 WARNINGS AND PRECAUTIONS**

- 5.1 Acute Allergic Reactions
- 5.2 Sensitization
- 5.3 Extreme Positive Reactions
- 5.4 Excited Skin Syndrome (Angry Back)
- 5.5 Tape Reactions
- 5.6 Irritant Contact Dermatitis
- 5.7 Persistent Reactions
- 5.8 Late Reactions
- 5.9 Repeat Testing

### **6 ADVERSE REACTIONS**

- 6.1 Clinical Trials Experience
- 6.2 Postmarketing Experience

### **7 DRUG INTERACTIONS**

- 7.1 Systemic Antihistamines
- 7.2 Systemic Cyclosporins
- 7.3 Systemic Glucocorticoids
- 7.4 Topical Immunosuppressants and Immunomodulators

### **8 USE IN SPECIFIC POPULATIONS**

- 8.1 Pregnancy
- 8.3 Nursing Mothers
- 8.4 Pediatric Use
- 8.5 Geriatric Use

### **11 DESCRIPTION**

- 11.1 Allergens on Panel 1.2
- 11.2 Allergens on Panel 2.2
- 11.3 Allergens on Panel 3.2

### **12 CLINICAL PHARMACOLOGY**

### **14 CLINICAL STUDIES**

### **16 HOW SUPPLIED/STORAGE AND HANDLING**

### **17 PATIENT COUNSELING INFORMATION**

\* Sections or subsections omitted from the full prescribing information are not listed.

---

## **FULL PRESCRIBING INFORMATION**

**For topical use only.**

### **1 INDICATIONS AND USAGE**

T.R.U.E. TEST® is an epicutaneous patch test indicated for use as an aid in the diagnosis of allergic contact dermatitis (ACD) in persons 18 years of age and older whose history suggests sensitivity to one or more of the 35 substances included on the T.R.U.E. TEST panels.

## 2 DOSAGE AND ADMINISTRATION

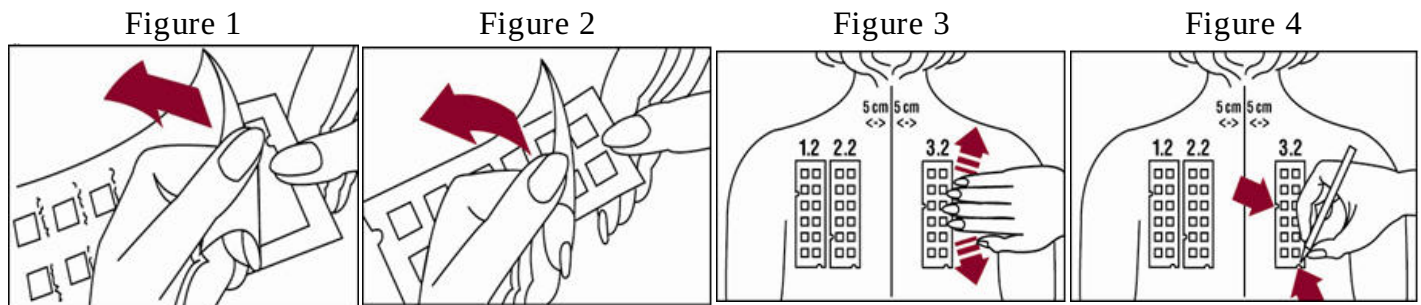
T.R.U.E. TEST contains three adhesive panels consisting of 35 allergen and allergen mix patches and a negative control. See *Description (11)* for allergen types and amounts.

### 2.1 Application Instructions

T.R.U.E. TEST should only be applied to healthy skin. Test sites should be free of scars, acne, dermatitis, or other conditions that may interfere with test result interpretation. Avoid application of T.R.U.E. TEST panels to recently tanned or sun-exposed skin because this may increase the risk of false negatives. Avoid patch testing on patients for three (3) weeks after ultraviolet (UV) treatments, heavy sun, or tanning bed exposure. Avoid using alcohol or other irritating substances on the skin prior to testing. Avoid excessive sweating during the testing period to maintain sufficient adhesion to the skin. Avoid excessive physical activity to maintain sufficient adhesion and to prevent actual loss of patch test material. Avoid getting the panels and surrounding area wet.

If excessive body hair exists at the test site, remove with an electric shaver (do not use razors). Very oily skin may be cleaned with mild soap and water prior to testing.

T.R.U.E. Test panels should be applied as follows:



1. Peel open the package and remove the test panel (Figure 1).
2. Remove the protective plastic covering from the test surface of the panel (Figure 2). Be careful not to touch the test substances.
3. Position test Panel 1.2 on the patient's back as shown in Figure 3. Allergen number 1 should be in the upper left corner. Avoid applying the panel on the margin of the scapula or directly over the midline of the spine. Ensure that each patch of the allergen panel is in contact with the skin by smoothing the panel outward from the center to the edge (as illustrated for Panel 3.2 in Figure 3).
4. With a medical marking pen, indicate on the skin the location of the two notches on the panel (as illustrated for Panel 3.2 in Figure 4).
5. Repeat the process with test Panel 2.2. Position the test Panel 2.2 beside Panel 1.2, on the left side of the patient's back so that the number 13 allergen is in the upper left corner. Apply test Panel 2.2 five (5) cm from the midline of the spine (Figure 3).
6. Repeat the process with Panel 3.2 positioning the panel on the right side of the patient's back so that the number 25 allergen is in the upper left corner. Apply test Panel 3.2 five (5) cm from the midline of the spine. (Figure 3)
7. If needed, hypoallergenic surgical tape, appropriate for patch testing, may be used for increased adhesion around the outside edges of the panels.

### 2.2 Timing of Test Readings

Schedule patients to return approximately 48 hours after patch test application to have the panels removed. Prior to removal of the panels, use a medical marking pen to remark the notches found on the panels. The patch test reaction on the patient's skin may be evaluated at 48 hours, but an additional reading(s) at 72 and/or 96 hours is necessary. Late positive reactions may occur 7 to 10 days after

application of the panels. Patients should be advised to report these reactions to you. Late positive reactions, occurring more than 14 days after application of the panels, may be indicative of active sensitization [see *Warnings and Precautions (5.2)*].

### 2.3 Interpretation Instructions

An identification template is provided for each of the three (3) panels for quick identification of any allergen that causes a reaction. To assure correct positioning, marks on the skin made with the medical marking pen should correlate with the notches on the template. The interpretation method, similar to the one recommended by the International Contact Dermatitis Research Group, is as follows:

?	Doubtful reaction: faint macular erythema only
+	Weak positive reaction: non-vesicular with erythema, infiltration, possibly papules
++	Strong positive reaction: vesicular, erythema, infiltration, papules
+++	Extreme positive reaction: bullous or ulcerative reaction
-	Negative reaction
IR	Irritant reaction: Pustules as well as patchy follicular or homogeneous erythema without infiltrations are usually signs of irritation and do not indicate allergy.

Itching is a subjective symptom that is expected to accompany a positive reaction.

#### False Negatives

False negative results may be due to insufficient patch contact with the skin and/or premature evaluation of the test. Repeat testing may be indicated. The effect of repetitive testing with T.R.U.E. TEST is unknown [see *Warnings and Precautions (5.9)*].

#### False Positives

A false positive result may occur when an irritant reaction cannot be differentiated from an allergic reaction. A positive test reaction should meet the criteria for an allergic reaction. If an irritant reaction cannot be distinguished from a true positive reaction or if a doubtful reaction is present, a retest may be considered. The effect of repetitive testing with T.R.U.E. TEST is unknown [see *Warnings and Precautions (5.9)*].

## 3 DOSAGE FORMS AND STRENGTHS

T.R.U.E. TEST contains three (3) adhesive panels consisting of 35 allergen and allergen mix patches and a negative control. Panel 1.2 contains 11 allergens and allergen mixes and a negative control. Panel 2.2 contains 12 allergens and allergen mixes. Panel 3.2 contains 12 allergens and allergen mixes. See *Description (11)* for allergen types and amounts.

## 4 CONTRAINDICATIONS

Do not apply to skin of patients with a history of severe allergic reaction (systemic and/or local) to any of the allergen components or inactive substances of T.R.U.E. TEST [see *Description (11)*].

Do not apply to skin that is injured or inflamed.

## 5 WARNINGS AND PRECAUTIONS

### 5.1 Acute Allergic Reactions

Acute allergic reactions, including anaphylaxis, may occur. Appropriate medical treatment must be available in case of an acute allergic reaction, including anaphylaxis, following the application of

T.R.U.E. TEST. If a severe allergic reaction occurs, remove the T.R.U.E. TEST panel(s) and initiate treatment. Immediate contact urticaria may present within minutes to an hour after application in patients who are pre-sensitized to some allergens and may be local or generalized. Patients may be advised to remove the panels themselves if they experience systemic symptoms [see *Patient Counseling Information (17)*].

## **5.2 Sensitization**

A negative patch test reaction, followed by a positive reaction 10 to 20 days after panel application, may indicate active sensitization. Active sensitization is confirmed upon retesting with a positive reaction occurring at the 72 and/or the 96 hour reading. If patients undergo a second series of patch tests immediately, select a new test site for T.R.U.E. TEST application. Alternatively, the same site may be retested after a 3-week clearing period, provided the site remains free of conditions that might affect test results [see *Dosage and Administration (2.1)*]. The safety and effectiveness of repetitive testing with T.R.U.E. TEST is unknown [see *Warnings and Precautions (5.9)*].

## **5.3 Extreme Positive Reactions**

Extreme positive (+++) reactions that are bullous or ulcerative with pronounced erythema, infiltration, and coalescing vesicles may present in extremely sensitive patients [see *Dosage and Administration (2.3)*].

## **5.4 Excited Skin Syndrome (Angry Back)**

Excited skin syndrome is a regional state of skin hyper-reactivity caused by the presence of a strong positive reaction which may result in other patch test sites to become reactive.

## **5.5 Tape Reactions**

Reactions to the T.R.U.E. TEST tape or adhesive may occur. T.R.U.E. TEST panel tape and the individual patches are composed of polyester. The adhesive used in the panels is acrylate-based and processed to remove free monomers that may be allergenic [see *Description (11)*].

## **5.6 Irritant Contact Dermatitis**

Patients may experience irritant contact dermatitis upon exposure to any of the allergens contained within T.R.U.E. TEST that cause direct damage to the skin at the test site. Recurrence of an irritant response is not limited to exposure to the specific substance, but may follow exposure to any chemical irritants.

## **5.7 Persistent Reactions**

Positive reactions may persist from 7 days to months after panel application.

## **5.8 Late Reactions**

Late positive reactions may occur 7 to 10 days after application of the panels.

## **5.9 Repeat Testing**

The safety and efficacy of repetitive testing with T.R.U.E. TEST is unknown. Sensitization or increased reactivity to one or more of the allergens may occur [see *Warnings and Precautions (5.2)*]. If patients undergo a second series of patch tests immediately, select a new test site for T.R.U.E. TEST application. Alternatively, the same site may be retested after a 3-week clearing period, provided the site remains free of conditions that might affect test results [see *Dosage and Administration (2.1)*].

## **6 ADVERSE REACTIONS**

## 6.1 Clinical Trials Experience

Because clinical trials are conducted under widely varying conditions, adverse reaction rates observed in the clinical trials of a drug may not reflect the rates observed in clinical practice. Table 1 presents a summary of ten clinical trials conducted in North America and Europe using T.R.U.E. TEST.

**Table 1- Overview of Clinical Studies using T.R.U.E. TEST Among Adults 18 Years of Age and Older**

Clinical Study Overview		Study 1	Study 2	Study 3	Study 4	Study 5	Study 6	Study 7	Study 8	Study 9	Study 10	Total
N		127	121	119	50	130	128	200	235	49	9	1168
Age Range (years)		19-79	18-77	19-76	19-82	19-86	20-83	19-78	18-85	18-68	36-76	18-86
Sex (% female)		68%	68%	73%	72%	68%	63%	59%	71%	98%	78%	69%
Ethnicity	Caucasian	86%	88%	83%	92%	85%	88%	97%	91%	98%	100%	83%
	Black	9%	12%	11%	4%	13%	12%	0%	5%	0%	0%	9%
	Other	5%	1%	6%	4%	2%	0.8%	3%	4%	2%	0%	7%
Allergens	Nickel sulfate	X		X	X					X		
	Wool alcohols		X	X	X							
	Neomycin sulfate	X		X	X					X		
	Potassium dichromate	X		X	X					X		
	Caine Mix	X		X	X					X		
	Fragrance Mix	X		X	X					X		
	Colophony	X		X	X					X		
	Paraben Mix		X	X	X							
	Balsam of Peru	X		X	X					X		
	Ethylenediamine dihydrochloride	X		X	X					X		
	Cobalt dichloride	X		X	X					X		
	p-tert-Butylphenol formaldehyde resin		X	X	X							
	Epoxy resin	X		X	X					X		
	Carba mix		X	X	X							
	Black rubber mix		X	X	X							
	Cl+ Me-Isothiazolinone		X	X	X							
	Quaternium-15		X	X	X							X
	Methyldibromoglutaronitrile								X			
	p-Phenylenediamine	X		X	X						X	
	Formaldehyde			X	X							
Mercapto Mix		X	X	X								
Thimerosal		X	X	X								
Thiuram Mix	X		X	X						X		
Diazolidinyl urea						X						
Quinoline Mix		X	X	X								
Tixocortol-21-pivalate							X	X				
Gold Sodium Thiosulfate								X				

	Imidazolidinyl urea					X					
	Budesonide						X	X			
	Hydrocortisone-17-butyrate							X	X		
	Mercaptobenzothiazole		X	X	X						
	Bacitracin								X		
	Parthenolide								X		
	Disperse blue 106								X		
	Bronopol								X		

### Adverse Reactions – Studies in Subjects 18 Years of Age and Older

The most common adverse reactions (occurring in more than 1% of the study population) were burning, tape irritation, persistent reactions, erythema, and hyper/hypo pigmentation. Table 2 summarizes the adverse reactions recorded in ten clinical studies. Subjects' adverse reactions were recorded on case report forms by study personnel. Adverse reactions were recorded during subject follow-up visits, which varied between 24 and/or 96 hours and/or Day 21 [see *Clinical Studies (14)*].

**Table 2- Summary of Adverse Reactions Reported Among Adult Subjects 18 Years of Age and Older**

	Study 1	Study 2	Study 3	Study 4	Study 5	Study 6	Study 7	Study 8	Study 9	Study 10	Total (%)
N	127	121	119	50	130	128	200	235	49	9	1168
Burning*	12	6	9	16	50	51	25	123	5	0	297 (25.4)
Tape Irritation*	4	0	2	1	22	51	25	79	0	0	184 (15.8)
Persistent Reactions†	11	0	0	8	2	16	1	41	0	0	79 (6.8)
Erythema†	0	3	27‡	2	0	3	0	32	0	0	67 (5.7)
Hyper/Hypopigmentation†	11	2	8‡	6	1	7	0	14	8	0	57 (4.9)
Sensitization (possible)†	0	2	5‡	1	0	0	0	ND	ND	ND	8 (0.9)§
Late Reaction†	0	0	0	1	0	0	0	7	0	0	8 (0.7)
Scarring†	0	0	2‡	ND	ND	ND	ND	ND	ND	ND	2 (0.5)§
Ectopic Flare†	ND	ND	ND	ND	1	0	1	ND	ND	ND	2(0.4)§

ND=Not Done

\* Reported at 24 hours

† Reported during follow up visit at Day 21

‡ Reported during follow up (4 to 80 days).

§ n and % are based on the N of the studies where this data was collected.

**Panel Adhesion:** Problems with panel adhesion were observed during some of the clinical studies. Poor panel adhesion was defined as any panel that fell off prior to the 48 hour removal time, any test panel that was not in good contact with the skin, or if one or more of the patch test allergens were not in good contact with the skin as evidenced at the time of panel removal, 48 hours. If the panel fell off the back prior to the 48-hour removal time frame, the subject was excluded from the efficacy calculations (sensitivity and specificity) but not from the safety analysis. Over all studies, poor panel adhesion

occurred 49 times (4.2%) (Table 3). In study 2, the poor adhesion was attributed to the particular lot of adhesive used to manufacture the clinical test tape.

**Table 3- Incidence and Proportion of Poor Panel Adhesion Among Subjects 18 Years of Age and Older**

	Study 1	Study 2	Study 3	Study 4	Study 5	Study 6	Study 7	Study 8	Study 9	Study 10	Total
N	127	121	119	50	130	128	200	235	49	9	1168
Poor Adhesion (%)	0 (0.0)	14 (11.6)	2 (1.7)	5 (10.0)	1 (0.8)	1 (0.8)	0 (0.0)	10 (4.3)	12 (23.5)	0 (0.0)	49 (4.2)

## 6.2 Postmarketing Experience

The following additional adverse reactions have been identified during post-approval use of T.R.U.E. TEST in adults. Because these reactions are continuously reported voluntarily from a population of uncertain size, it is not always possible to reliably estimate their frequency or establish a causal relationship to T.R.U.E. TEST exposure.

- Acute allergic reactions [see *Warnings and Precautions (5.1)*]
- Extreme positive reactions [see *Warnings and Precautions (5.3)*]
- Excited skin syndrome (Angry back) [see *Warnings and Precautions (5.4)*]
- Irritant contact dermatitis [see *Warnings and Precautions (5.6)*]

## 7 DRUG INTERACTIONS

### 7.1 Systemic Antihistamines

The effect of concomitant systemic antihistamine administration on the performance of patch testing with T.R.U.E. TEST is unknown.

### 7.2 Systemic Cyclosporins

The effect of concomitant or prior systemic cyclosporin administration on the performance of patch testing with T.R.U.E. TEST is unknown.

### 7.3 Systemic Glucocorticoids

Oral steroids may cause false negative results of patch testing with T.R.U.E. TEST. The risk of discontinuing or decreasing the dose of oral corticosteroids in order to perform the patch test must be weighed against the benefits of patch testing.

### 7.4 Topical Immunosuppressants and Immunomodulators

Avoid using test sites to which topical glucocorticoids, antihistamines, immunosuppressants, or immunomodulators are applied. The use of topical steroids or immunosuppressants at or near potential test sites should be avoided from at least one week prior to patch testing through the conclusion of patch testing.

## 8 USE IN SPECIFIC POPULATIONS

### 8.1 Pregnancy

Pregnancy Category C: Animal reproduction studies have not been conducted with T.R.U.E. TEST. It is also not known whether T.R.U.E. TEST can cause fetal harm when administered to a pregnant woman or



can affect reproduction capacity. T.R.U.E. TEST should be applied to a pregnant woman only if clearly needed.

### **8.3 Nursing Mothers**

It is not known whether any of the allergens in T.R.U.E. TEST are excreted in human milk. Because many drugs are excreted in human milk, caution should be exercised when T.R.U.E. TEST is administered to a nursing woman.

### **8.4 Pediatric Use**

Safety and effectiveness of T.R.U.E. TEST have not been established in persons younger than 18 years of age.

### **8.5 Geriatric Use**

Clinical studies of T.R.U.E. TEST did not include sufficient numbers of subjects aged 65 years and over to determine whether they respond differently from younger subjects.

## **11 DESCRIPTION**

Thin-layer Rapid Use Epicutaneous Patch Test, T.R.U.E. TEST, is a ready-to-use allergen patch test system consisting of 35 allergen and allergen mix patches, containing 58 allergenic substances, and a negative control.

Each test consists of the following:

Panel- The panel consists of three pieces of surgical tape (5.2 × 13.0 cm), each with 12 polyester patches of approximately 0.81 cm<sup>2</sup>. Each patch is coated with a film containing a uniformly dispersed specific allergen or allergen mix. The negative control, located on Panel 1.2, is an uncoated polyester patch.

Tape- The panel tape is composed of polyester. The adhesive used in the panels is acrylate-based. There is no natural rubber latex, rubber components, balsams or rosins in the adhesive or tape. Acrylate adhesives are processed to remove free monomers that may be allergenic.

Foil Pouch- Each test panel is covered by a protective sheet and sealed in a pouch of laminated foil.

Desiccant- A desiccant paper is included in the foil pouch of Panel 2.2 for stability purposes.

Inactive Ingredients- The allergens are homogenized in one or more of the following materials to produce the allergen films that coat the patches: hydroxypropyl cellulose (HPC), methylcellulose (MC), povidone (PVP), povidone with butylhydroxyanisole (BHA) and butylhydroxytoluene (BHT), povidone with sodium bicarbonate and sodium carbonate (PSBSC), and hydroxypropylcellulose with β-cyclodextrin (HPCβ).

The individual components of T.R.U.E. TEST Panels 1.2, 2.2, and 3.2 are listed below along with a quantitative description of each patch formulation. Panel 1.3 contains 11 allergens or allergen mixes and a negative control, Panel 2.2 contains 12 allergens or allergen mixes, and Panel 3.2 contains 12 allergens or allergen mixes.

### **11.1 Allergens on Panel 1.2**

#### Nickel Sulfate (Position 1):

Nickel sulfate hexahydrate (purity ≥98.5%) is used to formulate this patch. The active allergenic component is nickel. The gel vehicle is hydroxypropyl cellulose. The product is formulated to contain 200 mcg/cm<sup>2</sup> of nickel sulfate hexahydrate, which corresponds to 36 mcg of nickel per patch. Nickel is one of the most common metals in the environment and is found in most metal and metal-plated objects.

#### Wool Alcohols (Lanolin) (Position 2):

Wool alcohols, USP are a natural product obtained from the fleece of sheep. This allergen is a highly complex mixture of alcohols containing cholesterol, lanosterol, agnosterol, and their dihydro derivatives as well as straight and branched chain aliphatic alcohols. The active allergenic component has not been identified. The gel vehicle is povidone. The product is formulated to contain 1000 mcg/cm<sup>2</sup> of wool alcohols, which corresponds to 810 mcg of wool alcohols per patch. Wool alcohols are a common constituent of many ointments, creams, lotions, and soaps.

#### Neomycin Sulfate (Position 3):

Neomycin sulfate, USP an antibiotic drug substance, is used to formulate this patch. The gel vehicle is methylcellulose. The product is formulated to contain 230 mcg/cm<sup>2</sup> of neomycin sulfate, which corresponds to 186 mcg of neomycin sulfate per patch. Neomycin is a common antibiotic found in topical antibiotic creams, lotions, ointments, eye drops, and ear drops.

#### Potassium Dichromate (Position 4):

Potassium dichromate (purity ≥98.5%) is used to formulate this patch. The active allergenic component is chromium. The gel vehicle is hydroxypropyl cellulose. The product is formulated to contain 23 mcg/cm<sup>2</sup> of potassium dichromate, which corresponds to 6.7 mcg of chromium per patch. Chromium is found in cement, as well as in many industrial chemicals.

#### Caine Mix (Position 5):

Caine mix is composed of three drug substances: benzocaine, USP (purity ≥98.0); tetracaine hydrochloride, USP (purity ≥98.5); and dibucaine hydrochloride, USP (purity ≥97.0). The gel vehicle is povidone. The product is formulated to contain 630 mcg/cm<sup>2</sup> of caine mix, which corresponds to 510 mcg of caine mix per patch (378 mcg of benzocaine, 66 mcg of tetracaine, and 66 mcg of dibucaine). Benzocaine, tetracaine, and dibucaine are found in many topical anesthetic medications.

#### Fragrance Mix (Position 6):

Fragrance mix is composed of eight substances: geraniol (purity ≥95%, identity of impurities unknown); cinnamaldehyde (purity ≥95%, contains trace amounts of cinnamyl alcohol); hydroxycitronellal (purity ≥95%, identity of impurities unknown); cinnamyl alcohol (purity ≥95%, identity of impurities unknown); eugenol, USP (purity ≥95%, identity of impurities unknown); isoeugenol (purity ≥88%, identity of impurities unknown); α-amylcinnamaldehyde (purity ≥90%, identity of impurities unknown); and oak moss. Oak moss, a dark green sticky paste, is a solvent extract of the lichen *Evernia prunastri*. The chemical composition is very complex. The acid fraction (95% of the extracted material) is made up of depsides including atranorin, evernic acid, usnic acid, chloratranorin, and degradation products of these depsides. Atranorin is suspected as a prime allergenic component, and its peak (measured with gas chromatography) is used to determine the amount of oak moss in the fragrance mix patch. The gel vehicles used in this patch are hydroxypropylcellulose and β-cyclodextrin. The product is formulated to contain 430 mcg/cm<sup>2</sup> of fragrance mix, which corresponds to 348 mcg of fragrance mix per patch (approximately 70 mcg of geraniol, approximately 35 mcg of cinnamaldehyde, approximately 54 mcg of hydroxycitronellal, approximately 54 mcg of cinnamyl alcohol, approximately 35 mcg of eugenol, approximately 15 mcg of isoeugenol, approximately 15 mcg of α-amylcinnamaldehyde, and approximately 70 mcg of oak moss). The components of fragrance mix are commonly used in toiletries, fragrances, and flavorings.

#### Colophony (Position 7):

Colophony is produced from the resin of the pine trees *Pinus massoniana* and *Pinus tabuliformis*. It is translucent, pale yellow or brownish yellow, brittle, and glassy in appearance. Colophony consists of 75% to 85% resin acids, 10% neutral fractions (i.e., terpenes), with the remaining part oxidation products. Oxidation products of abietic acid and other resin acids have been identified as the active allergenic components. The ultraviolet absorbance measurement of one of the primary components, abietic acid, is used to quantify colophony. The gel vehicle is povidone. BHA and BHT are added in equal amounts of 0.05% as antioxidants. The product is formulated to contain 1200 mcg/cm<sup>2</sup> of

colophony, which corresponds to 972 mcg of colophony per patch. Colophony is found in adhesives, sealants, and pine oil cleaners.

Paraben Mix (Position 8):

Paraben mix contains the five ester derivatives of parahydroxybenzoic acid: methyl, USP; ethyl, USP; propyl, USP; butyl, USP; and benzyl parahydroxybenzoate in equal parts (purity of each derivative  $\geq$  98.0%). The gel vehicle is povidone. The product is formulated to contain 1000 mcg/cm<sup>2</sup> of paraben mix, which corresponds to 810 mcg of paraben mix per patch. The components of paraben mix can be found in cosmetics, dermatological creams, and paste bandages.

Negative Control (Position 9):

The negative control is an uncoated polyester patch.

Balsam of Peru (Position 10):

Balsam of peru is a resin from a South American tree, Myroxylon balsamum pereirae. The resin consists of a mixture of fragrances and other substances that have not all been identified. Balsam of peru patch content is measured by gas chromatography of its two major constituents, benzyl cinnamate and benzyl benzoate. Several components of Balsam of peru have been identified as allergens, including cinnamic acid, benzyl alcohol, and vanillin. The gel vehicle is povidone. This patch is formulated to contain 800 mcg/cm<sup>2</sup> of Balsam of peru resin, which corresponds to 648 mcg of Balsam of peru resin per patch. This resin is found in many cosmetics and perfumes and is also used as a flavoring agent in cough syrups, lozenges, chewing gum, and candies.

Ethylenediamine Dihydrochloride (Position 11):

Ethylenediamine dihydrochloride (purity  $\geq$ 98.5%) is used to formulate this patch. The active allergenic component is ethylenediamine. The gel vehicle is methylcellulose. The product is formulated to contain 50 mcg/cm<sup>2</sup> of ethylenediamine dihydrochloride, which corresponds to 18 mcg of ethylenediamine per patch. Ethylenediamine is used as a stabilizer, emulsifier, and preservative in topical fungicides, antibiotic creams, eye drops, and nose drops.

Cobalt Dichloride (Position 12):

Cobalt dichloride hexahydrate (purity  $\geq$ 98.5%) is used to formulate this patch. The active allergenic component is cobalt. The gel vehicle is hydroxypropyl cellulose. The product is formulated to contain 20 mcg/cm<sup>2</sup> of cobalt dichloride hexahydrate, which corresponds to 4 mcg of cobalt per patch. Cobalt is found in metal-plated objects and costume jewelry.

## **11.2 Allergens on Panel 2.2**

p-tert-Butylphenol Formaldehyde Resin (Position 13):

p-tert-Butylphenol formaldehyde resin (purity  $\geq$ 95%) is used to formulate this patch. The active allergenic components have been identified as p-tert-butylphenol formaldehyde and numerous other compounds. The gel vehicle is hydroxypropyl cellulose. The product is formulated to contain 45 mcg/cm<sup>2</sup> of p-tert-butylphenol formaldehyde resin, which corresponds to 36 mcg of p-tert-butylphenol formaldehyde resin per patch. This resin is found in many waterproof glues used in the leather goods, furniture, and shoe industries.

Epoxy Resin (Position 14):

Epoxy resin, a clear viscous liquid, is used to formulate this patch. It consists of 75% to 85% diglycidylether of bisphenol A, the active allergenic component, which is a monomer used for the preparation of polymer epoxy resins. The remaining part consists of the dimer and the trimer. The gel vehicle is hydroxypropyl cellulose. This patch is formulated to contain 50 mcg/cm<sup>2</sup> of epoxy resin, which corresponds to 32 mcg of diglycidylether of bisphenol A per patch. This resin is found in adhesives, surface coatings, and paints.

#### Carba Mix (Position 15):

Carba mix contains three chemicals used to stabilize rubber products: diphenylguanidine (purity  $\geq 96\%$ ), zincdibutyldithiocarbamate (purity  $\geq 96\%$ ), and zincdiethyldithiocarbamate (purity  $\geq 96\%$ ) in equal parts. The gel vehicle is hydroxypropyl cellulose. The product is formulated to contain 250 mcg/cm<sup>2</sup> of carba mix, which corresponds to 203 mcg of carba mix per patch. These chemical stabilizers and accelerators are found in many rubber products, pesticides, and some glues.

#### Black Rubber Mix (Position 16):

Black rubber mix contains the antioxidant and antiozonate chemicals N-isopropyl-N'-phenyl paraphenylenediamine (purity  $\geq 95\%$ ), N-cyclohexyl-N'-phenyl paraphenylenediamine (purity  $\geq 90\%$ ), and N, N'-diphenyl paraphenylenediamine (purity  $\geq 90\%$ ) in the ratio 2:5:5. The gel vehicle is povidone. The product is formulated to contain 75 mcg/cm<sup>2</sup> of black rubber mix, which corresponds to 61 mcg of black rubber mix per patch. The components of black rubber mix are found in almost all black rubber products, such as tires, handles, and hoses.

#### Cl+ Me- Isothiazolinone (MCI/MI) (Position 17):

Cl+ Me- Isothiazolinone is an antibacterial preservative that consists of two active ingredients, 5-chloro-2-methyl-4-isothiazolin-3-one (1.05% to 1.25% w/w) and 2-methyl-4-isothiazolin-3-one (0.25% to 0.40% w/w) in a 3:1 ratio at a concentration of 1.5% in aqueous magnesium salts. The gel vehicle is povidone. The product is formulated to contain 4 mcg/cm<sup>2</sup> of Cl+ Me- iso-thiazolinone, which corresponds to 3 mcg of Cl+ Me- isothiazolinone per patch. This preservative is found in many shampoos, creams, lotions, and other skin care products.

#### Quaternium-15 (Q-15) (Position 18):

Quaternium-15, 1-(3-chloroallyl)-3,5,7-triaza-1-azonium-adamantane chloride (purity  $\geq 94\%$ ), is a preservative. The gel vehicle is hydroxypropyl cellulose. The product is formulated to contain 100 mcg/cm<sup>2</sup> of Quaternium-15, which corresponds to 81 mcg of Quaternium-15 per patch. This preservative is found in creams, lotions, shampoos, soaps, and other cosmetics and skin care products.

#### Methyldibromo Glutaronitrile (MDBGN) (Position 19):

Methyldibromo Glutaronitrile, 1,2-Dibromo-2,4-dicyanobutane (purity  $\geq 95\%$ ), is a component of the preservative Euxyl K400. The gel vehicle is povidone. The patch is formulated to contain 5 mcg/cm<sup>2</sup> of methyldibromo glutaronitrile, which corresponds to 4 mcg of methyldibromo glutaronitrile per patch. Methyldibromo glutaronitrile is commonly used in cosmetic and personal care products such as body creams, facial and hand lotions, sun screens, baby lotions, shower gels, ultrasonic gel, toilet paper, shampoos, and massage oils. It is also found in cutting oils, drilling oils, glues, and coolants.

#### p-Phenylenediamine (Position 20):

p-Phenylenediamine (purity  $\geq 97.5\%$ ), a blue-black aniline dye, is used to formulate this patch. The gel vehicle is povidone. The product is formulated to contain 80 mcg/cm<sup>2</sup> of p-phenylenediamine, which corresponds to 65 mcg of p-phenylenediamine per patch. This dye is found most often in permanent and semipermanent hair dyes.

#### Formaldehyde (Position 21):

Formaldehyde is released from the proallergen N-hydroxymethyl succinimide, which is cleaved into succinimide and formaldehyde when it comes in contact with the transepidermal water on the surface of the skin. Formaldehyde is the active allergenic compound. The content of formaldehyde in the proallergen is 22.1% to 24.1%. The gel vehicle is povidone with sodium bicarbonate and sodium carbonate. The product is formulated to contain 180 mcg/cm<sup>2</sup> of formaldehyde, which corresponds to 146 mcg of formaldehyde per patch. Formaldehyde is found in many building materials and plastic industries.

#### Mercapto Mix (Position 22):

Mercapto mix is composed of three chemical accelerators that are benzothiazole sulfenamide derivatives. N-cyclohexylbenzothiazyl-sulfenamide (purity  $\geq 85\%$ ), dibenzothiazyl disulfide (purity  $\geq 97\%$ ), and morpholinylmercaptobenzothiazole (purity  $\geq 85\%$ ) are present in equal parts. The gel vehicle is povidone. The product is formulated to contain  $75 \text{ mcg/cm}^2$  of mercapto mix, which corresponds to  $61 \text{ mcg}$  of mercapto mix per patch. This group of chemicals is found in many rubber products, such as shoes, gloves, and elastics.

#### Thimerosal (Position 23):

Thimerosal, USP (purity  $\geq 97\%$ ) is a preservative that contains mercury. The gel vehicle is povidone. The product is formulated to contain  $7 \text{ mcg/cm}^2$  of thimerosal, which corresponds to  $6 \text{ mcg}$  of thimerosal per patch. Thimerosal is found in some cosmetics, nose drops, eardrops, and vaccines.

#### Thiuram Mix (Position 24):

Thiuram mix is composed of four substances in equal parts: tetramethylthiuram monosulfide (purity  $\geq 95\%$ , contains small amounts of tetramethylthiuram disulfide); tetramethylthiuram disulfide (purity  $\geq 95\%$ , contains small amounts of tetramethylthiuram monosulfide); disulfiram, USP (tetraethylthiuram disulfide, purity  $\geq 98.0\%$ ); and dipentamethylenethiuram disulfide (purity  $\geq 95\%$ , impurities unknown). The components of thiuram mix can chemically interact, resulting in the formation of mixed disulfides. Thiuram monosulfides and disulfides are the active allergens. The gel vehicle is povidone. The product is formulated to contain  $25 \text{ mcg/cm}^2$  of thiuram mix, which corresponds to  $20 \text{ mcg}$  of thiuram mix per patch ( $5 \text{ mcg}$  of tetramethylthiuram monosulfide,  $5 \text{ mcg}$  of tetramethylthiuram disulfide,  $5 \text{ mcg}$  of disulfiram, and  $5 \text{ mcg}$  of dipentamethylenethiuram disulfide). These antimicrobial, accelerator, and antioxidant substances are found in many rubber products.

### **11.3 Allergens on Panel 3.2**

#### Diazolidinyl Urea (DU) (Germall<sup>®</sup> II) (Position 25):

Diazolidinyl urea is a complex mixture. The gel vehicle is povidone. The product is formulated to contain  $550 \text{ mcg/cm}^2$  of diazolidinyl urea, which corresponds to  $446 \text{ mcg}$  of diazolidinyl urea per patch. Diazolidinyl urea is a preservative found in cosmetics.

#### Quinoline Mix (Position 26):

Quinoline mix is composed of two chemical germicides. Clioquinol, USP (purity  $\geq 93.0\%$ ) and clorquinaldol (purity  $\geq 95\%$ ), which are present in equal parts. The product is formulated to contain  $190 \text{ mcg/cm}^2$  of quinoline mix, which corresponds to  $154 \text{ mcg}$  of quinoline mix per patch. The gel vehicle is povidone. Quinolines are found in paste bandages, medicated creams, and ointments.

#### Tixocortol-21-Pivalate (TIX) (Position 27):

Tixocortol-21-pivalate (purity  $\geq 95\%$ ) is a corticosteroid. The gel vehicle is povidone. The product is formulated to contain  $3 \text{ mcg/cm}^2$  of tixocortol-21-pivalate, which corresponds to  $2 \text{ mcg}$  of tixocortol-21-pivalate per patch. Tixocortol-21-pivalate is found in some medical products. Patch testing with tixocortol-21-pivalate may be used to assist in the diagnosis of allergic contact dermatitis due to corticosteroids in Group A, based on the classification of topical corticosteroids by cross-reactivity.

#### Gold Sodium Thiosulfate (GST) (Position 28):

Gold sodium thiosulfate (purity  $\geq 90\%$ ) is a fairly common sensitizer with elicitation of symptoms linked to gold in jewelry, occupational exposure to gold, previous rheumatoid arthritis treatment, dental restorations, and gold-plated intracoronary stents. The gel vehicle is hydroxypropyl cellulose and the product is formulated to contain  $75 \text{ mcg/cm}^2$  of gold sodium thiosulfate, which corresponds to  $23 \text{ mcg}$  of gold per patch.

#### Imidazolidinyl Urea (IMID) (Germall<sup>®</sup> 115) (Position 29):

Imidazolidinyl urea is a complex mixture. The gel vehicle is povidone. The product is formulated to contain  $600 \text{ mcg/cm}^2$  of imidazolidinyl urea, which corresponds to  $486 \text{ mcg}$  of imidazolidinyl urea per

patch. Imidazolidinyl urea is a preservative found in cosmetics.

Budesonide (BUD) (Position 30):

Budesonide, USP (purity  $\geq 98.0\%$ ) is a corticosteroid. The gel vehicle is povidone. The product is formulated to contain 1 mcg/cm<sup>2</sup> of budesonide, which corresponds to 0.8 mcg of budesonide per patch. Budesonide is found in topical medicinal and anti-inflammatory products. Patch testing with budesonide may be used to assist in the diagnosis of allergic contact dermatitis due to corticosteroids in Group B and to certain esters in Group D, based on the classification of topical corticosteroids by cross-reactivity.

Hydrocortisone-17-Butyrate (H-17-B) (Position 31):

Hydrocortisone-17-butyrate, USP (purity  $\geq 97.0\%$ ) is a mid-potent (Group D2) corticosteroid, most commonly used to treat inflammatory skin disease and psoriasis. The gel vehicle is povidone. The product is formulated to contain 20 mcg/cm<sup>2</sup> of hydrocortisone-17-butyrate, which corresponds to 16 mcg of hydrocortisone-17-butyrate per patch. Hydrocortisone-17-butyrate is found in many topical over-the-counter (OTC) and prescription pharmaceuticals.

Mercaptobenzothiazole (Position 32):

Mercaptobenzothiazole (purity  $\geq 98.5\%$ ) is a vulcanization accelerator used in rubber products. The gel vehicle is povidone. The product is formulated to contain 75 mcg/cm<sup>2</sup> of mercaptobenzothiazole, which corresponds to 61 mcg of mercaptobenzothiazole per patch. This chemical is found in many rubber products, some adhesives, and is used as an industrial anticorrosive agent.

Bacitracin (Position 33):

Bacitracin, USP is an antibiotic used for postoperative and general wound care and is considered a frequent sensitizer. The gel vehicle is hydroxypropyl cellulose and the product is formulated to contain 600 mcg/cm<sup>2</sup> of bacitracin which corresponds to 486 mcg of bacitracin per patch. Bacitracin is often a first-line topical remedy for cutaneous injuries and dermatoses as well as for many eye and ear disorders.

Parthenolide (Position 34):

Parthenolide (purity  $\geq 95\%$ ) is a sesquiterpene lactone, which occurs naturally in thousands of plants including Daisies, Feverfew, and Magnolia. The gel vehicle is povidone and the product is formulated to contain 3 mcg/cm<sup>2</sup> of parthenolide, which corresponds to 2 mcg of parthenolide per patch. Allergies to parthenolide occur frequently in gardeners and greenhouse employees, but non-occupational contact with plants and herbal teas containing sesquiterpenes also occurs.

Disperse Blue 106 (DB106) (Position 35):

Disperse blue 106 (purity  $\geq 90\%$ ) is a commonly used thiazol-azoyl-p-phenylene diamine derivative dye used primarily in synthetic textiles and is a significant skin sensitization hazard. The product is formulated to contain 50 mcg/cm<sup>2</sup> of disperse blue 106, which corresponds to 41 mcg of disperse blue 106 per patch. The gel vehicle is povidone. Together with Disperse blue 124, it has been determined to be the primary cause of textile dermatitis.

2-Bromo-2-nitropropane-1,3-diol (Bronopol) (Position 36):

2-Bromo-2-nitropropane-1,3-diol (purity  $\geq 95\%$ ) is an antimicrobial agent commonly used as a preservative in many types of cosmetics, personal care products, and topical medications. The gel vehicle is povidone. The product is formulated to contain 250 mcg/cm<sup>2</sup> of 2-Bromo-2-nitropropane-1,3-diol, which corresponds to 203 mcg of 2-Bromo-2-nitropropane-1,3-diol per patch.

## 12 CLINICAL PHARMACOLOGY

A positive response to the patch test is a classic delayed cell-mediated hypersensitivity reaction (type IV), which normally appears within 9 to 96 hours after exposure. Following primary contact, an

allergen penetrates the skin and binds covalently or noncovalently to epidermal Langerhans cells. The processed allergen is presented to helper T-lymphocytes, resulting in inflammation that produces a papular, vesicular, or bullous response with erythema and itching at the site of application.

## 14 CLINICAL STUDIES

A basic description of the interpretation method used by study personnel to evaluate the patch reactions obtained during the clinical studies is as follows [see *Dosage and Administration (2)*]:

?	Doubtful reaction
+	Weak positive reaction
++	Strong positive reaction
+++	Extreme positive reaction
-	Negative reaction
IR	Irritant reaction

Ten (10) studies were conducted in North America and Europe to evaluate the effectiveness, frequency of patch reactions, and/or sensitivity and specificity, and/or agreement with a reference allergen (when used) of T.R.U.E. TEST used to diagnosis allergic reactions to one or more substances in the panels in adults. Subjects ranged in age from 18 through 86 years. Subjects with suspected allergic contact dermatitis, based on history or clinical signs, were tested in all studies. The allergens tested in each of the studies are noted in Table 1 [see *Adverse Reactions (6.1)*].

### Study No. 1

This study evaluated the efficacy of T.R.U.E. TEST Panel 1.1. A total of 127 subjects with suspected contact dermatitis were recruited. T.R.U.E. TEST Panel 1.1, containing 12 allergens (no negative control was on the original Panel 1) was applied to the subject's back and remained there for 48 hours. The results were evaluated after 48 and 72 to 96 hours. Forty-five (45) subjects showed a total of 65 reactions to 11 of the 12 allergens in Panel 1.1. There were positive test reactions to all allergens except potassium dichromate. See Table 4.

### Study No. 2

This study evaluated the efficacy of T.R.U.E. TEST Panel 2.1. A total of 121 subjects with suspected contact dermatitis were recruited. T.R.U.E. TEST Panel 2.1, containing 11 allergens and a negative control, was applied to the subject's back and remained there for 48 hours. The results were evaluated after 72 to 96 hours. Thirty-two (32) subjects showed a total of 46 positive test reactions. There were positive responses to all of the allergens except quinoline mix and paraben mix. See Table 4.

### Study No. 3

This study evaluated the efficacy of T.R.U.E. TEST Panels 1.1 and 2.1 in a North American patient population referred for patch testing. One hundred nineteen (119) subjects were enrolled. T.R.U.E. TEST Panels 1.1 and 2.1, containing 23 allergens and a negative control, were applied to the subject's back and remained there for 48 hours. The results were evaluated at 72 to 96 hours after application. Results show that 66 subjects had a total of 123 positive test reactions. There were positive test responses to all of the allergens. See Table 4.

### Study No. 4

This study was an open, multicenter, study that evaluated the efficacy of T.R.U.E. TEST and obtained information on late reactions and persistent local responses at a Day 21 safety visit (see Table 2). A total number of 50 prospectively identified subjects with suspected contact dermatitis were recruited. The most common dermatitis site was the hand, and the most common dermatitis type was allergic. T.R.U.E. TEST Panels 1.1 and 2.1 (24 allergens or allergen mixes, no negative control) were applied to the

subject's back and remained there for 48 hours. The results were evaluated after 72 to 96, 120, or 168 hours. Thirty-two (32) subjects showed a total of 66 reactions to 21 of the 24 allergens included in T.R.U.E. TEST. The following allergens gave no reactions: caine mix, epoxy resin, quinoline mix, and black rubber mix. See Table 4.

#### Study No. 5

This single-site study evaluated the sensitivity and specificity of T.R.U.E. TEST Panel 3 allergens diazolidinyl urea (DU) (Germall® II) and imidazolidinyl urea (IMID) (Germall® 115) for diagnosing allergic contact dermatitis in a North American patient population. Comparison of allergen reactivity between allergens in T.R.U.E. TEST and allergens in petrolatum were made. One hundred thirty (130) subjects were enrolled and included 100 consecutive subjects (subjects with a clinical history consistent with allergic contact dermatitis without a previous positive patch test reaction) and sensitive subjects with a previous positive patch test reaction to petrolatum-based DU (15 subjects) and IMID (15 subjects) allergens in the past 5 years and a clinical history of allergic contact dermatitis. T.R.U.E. TEST Panel 3 allergens DU and IMID were applied to the subject's back and remained there for 48 hours. Patch test reactions were evaluated at 72 to 96 hours and again 7 days after application using the study endpoints, including measurements of positive reaction frequency, specificity, sensitivity, and agreement estimate as shown in Table 4 for each allergen.

#### Study No. 6

This study evaluated the sensitivity and specificity of T.R.U.E. TEST Panel 3 allergens tixocortol-21-pivalate (TIX) and budesonide (BUD) for diagnosing allergic contact dermatitis in a North American patient population. Comparison of allergen reactivity between allergens in T.R.U.E. TEST and allergens in petrolatum were made. One hundred twenty-eight (128) subjects were enrolled and included 100 consecutive subjects (subjects with a clinical history consistent with allergic contact dermatitis without a previous positive patch test reaction) and sensitive subjects with a previous positive patch test reaction to petrolatum based TIX (9 subjects) and BUD (19 subjects) allergens in the past 5 years and clinical history of allergic contact dermatitis. T.R.U.E. TEST Panel 3 allergens TIX and BUD were applied to the subject's back and remained there for 48 hours. Patch test reactions were evaluated 72 to 96 hours and again 7 days after application for 94 subjects. Six (6) subjects were withdrawn at Visit 2 due to poor tape adhesion prior to Visit 2. Patch test reactions were evaluated using the study endpoints, including measurements of positive reaction frequency, specificity, sensitivity, and agreement estimate as shown in Table 4.

#### Study No. 7

This study evaluated the sensitivity and specificity of T.R.U.E. TEST Panel 3.1 allergens tixocortol-21-pivalate (TIX), Hydrocortisone-17-butyrate (H-17-B), and budesonide (BUD) for diagnosing allergic contact dermatitis in a European patient population. Comparison of allergen reactivity between allergens in T.R.U.E. TEST and allergens in petrolatum were made. The enrolled study population included 200 consecutive subjects (subjects with a clinical history consistent with allergic contact dermatitis without a previous positive patch test reaction). T.R.U.E. TEST allergens TIX, H-17-B, BUD, and the corresponding petrolatum reference allergens were applied to the subject's back and remained there for 48 hours. Patch test reactions were evaluated at 72 to 96 hours and again 7 days after application. Of the 200 consecutive subjects evaluated, 1 subject was withdrawn due to poor tape adhesion prior to Visit 2 and 1 subject was excluded due to no follow-up visits. Therefore, 198 subjects were included in the evaluation of TIX and BUD. In addition, 3 subjects were withdrawn due to the H-17-B reference allergen patch not being applied at the initial visit. Therefore, 195 subjects were included in the evaluation for H-17-B. Patch test reactions were evaluated using the study endpoints, including measurements of positive reaction frequency, specificity, sensitivity, and agreement estimate as shown in Table 4.

#### Study No. 8

This was an open label, prospective, multi-center (5 site) study that evaluated the sensitivity and



specificity of gold sodium thiosulphate (GST), Hydrocortizone-17-butyrate (H-17-B), bacitracin, parthenolide, methyl dibromo glutaronitrile (MDBGN), disperse blue 106 (DB106), and 2-bromo-2-nitropropane-1,3-diol (bronopol) in adult subjects with suspected contact dermatitis and in adult subjects with a known or suspected sensitization to at least 1 of the 7 allergens. Of the 235 enrolled subjects, 110 were consecutive subjects (subjects with a clinical history consistent with allergic contact dermatitis without a previous positive patch test reaction) and 125 were sensitive subjects (subjects with a previous positive patch test reaction to at least 1 of the 7 allergens). The frequencies of all patch test reactions for each allergen were tabulated at 72 to 96 hours.

The agreement between the T.R.U.E. TEST allergens and their corresponding reference allergens was generally high among subjects who were sensitive to each allergen as seen in Table 4. With the exception of MDBGN, subjects who had sensitivities to each individual allergen had similar reactions to both the T.R.U.E. TEST allergens and the corresponding reference allergens with percent agreements ranging from 75.0% (for bacitracin) to 94.4% (for parthenolide). The results for MDBGN in this study may be unreliable due to the presence of phenoxyethanol (PE) in the reference allergen. Specifically, PE is a recognized irritant. Results of frequency, specificity, sensitivity, and agreement estimate are shown in Table 4.

#### Study No. 9

This in-use study evaluated the relationship between reactions caused by a natural sensitizer, such as nickel containing costume jewelry, and T.R.U.E. TEST. Forty nine (49) subjects with history of cutaneous reactions to jewelry were tested with T.R.U.E. TEST Panel 1.1. A medallion containing approximately 20% nickel served as a positive control. Reactions were evaluated 72 to 96 hours after application. In comparing the in-use test results, 35% of the T.R.U.E. TEST nickel patch positive results would have been considered false positives and 5.3% would have been considered false negatives. However, the results from this study may be unreliable. The metal composition of jewelry can vary greatly from manufacturer to manufacturer and thereby alter the bioavailability of the nickel ions. A different medallion could have produced either a greater or lesser correlation with T.R.U.E. TEST nickel patch. The comparatively large number of additional nickel positive results obtained with T.R.U.E. TEST may be true positives unresponsive to the particular medallion used in this study, although false positive reactions cannot be ruled out.

#### Study No. 10

The study was a Phase 4 postmarketing open label, non-randomized, non-blinded prospective study including nine subjects. All subjects had previous positive patch test results for Quaternium-15 (Q-15). The subjects were exposed to the T.R.U.E. TEST Q-15 patch at a concentration of 100 mcg/cm<sup>2</sup> and daily applications of a topical product containing Q-15 after the completion of the patch test. Reactions were evaluated 72 to 96 hours after application. T.R.U.E. TEST detected Q-15 sensitivity in 87.50% (7/8) of the Q-15 allergic subjects while the topically applied lotion elicited a positive response in 50% (4/8) of the study population. One subject tested negative to both methods of Q-15 and was removed from the endpoint analysis.

#### Study Data

Table 4 presents the frequency of positive reactions to T.R.U.E. TEST in consecutive subjects (subjects with a clinical history consistent with allergic contact dermatitis without a previous positive patch test reaction) for each allergen. The frequency of positive reactions to T.R.U.E. TEST in consecutive subjects and sensitive subjects (subjects with a previous positive patch test reaction to a specific allergen or allergens) for Quaternium-15 are presented in Table 4. The sensitivity, specificity, and agreement estimate between each T.R.U.E. TEST allergen and the corresponding reference allergen (when used) are presented for consecutive subjects and sensitive subjects (when done) in Table 4.

Sensitivity was determined using the formula  $[TP / (TP + FN)] \times 100$ , where TP (true positive) represented positive results for both the T.R.U.E. TEST allergen and the corresponding reference

allergen, and FN (false negative) represented negative results for the T.R.U.E. TEST allergen and positive results for the corresponding reference allergen. Specificity was determined using the formula  $[TN / (TN + FP)] \times 100$ , where TN (true negative) represented negative results for both the T.R.U.E. TEST allergen and the corresponding reference allergen, and FP (false positive) represented positive results for the T.R.U.E. TEST allergen and negative results for the corresponding reference allergen. The agreement estimate (with 95% confidence intervals), as well as overall percent agreement and Cohen's kappa statistic between the test site skin reactions obtained for each of the seven T.R.U.E. TEST Panel 3.2 allergens and the test site skin reactions obtained for their associated reference allergens in petrolatum or ethanol were calculated for all subjects combined, as well as for the populations of sensitive and consecutive subjects.

**Table 4- Available Frequency, Sensitivity, Specificity, and Agreement Estimate of T.R.U.E. TEST Allergens**

**Panel 1.2**

<b>Nickel sulfate* Position 1 (Studies 1, 3, 4 and 9)</b>	
Frequency from consecutive subjects only (%)	90/345 (26.1)
<b>Wool alcohols (Lanolin)* Position 2 (Studies 2, 3, and 4)</b>	
Frequency from consecutive subjects only (%)	4/290 (1.4)
<b>Neomycin sulfate* Position 3 (Studies 1, 3, 4, and 9)</b>	
Frequency from consecutive subjects only (%)	16/345 (4.6)
<b>Potassium dichromate* Position 4 (Studies 1, 3, 4 and 9)</b>	
Frequency from consecutive subjects only (%)	5/345 (1.4)
<b>Caine mix* Position 5 (Studies 1, 3, 4, and 9)</b>	
Frequency from consecutive subjects only (%)	7/345 (2.0)
<b>Fragrance mix* Position 6 (Studies 1, 3, 4, and 9)</b>	
Frequency from consecutive subjects only (%)	23/345 (6.7)
<b>Colophony* Position 7 (Studies 1, 3, 4, and 9)</b>	
Frequency from consecutive subjects only (%)	11/345 (3.2)
<b>Paraben mix* Position 8 (Studies 1, 3, 4, and 9)</b>	
Frequency from consecutive subjects only (%)	5/290 (1.7)
<b>Balsam of peru* Position 10 (Studies 1, 3, 4, and 9)</b>	
Frequency from consecutive subjects only (%)	17/345 (4.9)
<b>Ethylenediamine dihydrochloride* Position 11 (Studies 1, 3, 4 and 9)</b>	
Frequency from consecutive subjects only (%)	7/345 (2.0)
<b>Cobalt dichloride* Position 12 (Studies 1, 3, 4, and 9)</b>	
Frequency from consecutive subjects only (%)	29/345 (8.4)

**Panel 2.2**

<b>p-tert-Butylphenol formaldehyde resin* Position 13 (Studies 2, 3, and 4)</b>				
Frequency from consecutive subjects only (%)		9/290 (3.0)		
<b>Epoxy resin* Position 14 (Studies 1, 3, 4, and 9)</b>				
Frequency from consecutive subjects only (%)		5/345 (1.4)		
<b>Carba mix* Position 15 (Studies 2, 3, and 4)</b>				
Frequency from consecutive subjects only (%)		6/290 (2.1)		
<b>Black rubber mix* Position 16 (Studies 2, 3, and 4)</b>				
Frequency from consecutive subjects only (%)		5/290 (1.7)		
<b>Cl+ Me- isothiazolinone (MCI/MI)* Position 17 (Studies 2, 3, and 4)</b>				
Frequency from consecutive subjects only (%)		8/290 (2.8)		
<b>Quaternium-15 (Q-15)* Position 18</b>				
<b>Test on sensitive subjects (Study 10)</b>				
Frequency from consecutive subjects only (%)		7/9 (77.8)		
<b>Test on consecutive subjects (Studies 2, 3, and 4)</b>				
Frequency from consecutive subjects only (%)		21/290 (7.2)		
<b>Methyldibromo glutaronitrile (MDBGN) Position 19 (Study 8)</b>				
<b>Test on sensitive subjects</b>		<b>Petrolatum-based MDBGN/PE<sup>†</sup></b>		
		Pos	Neg	Total
<b>T.R.U.E. TEST Panel Allergen</b>	Pos	4	1	5
	Neg	10	14	24
	Total	14	15	29
Sensitivity (%) (95% CI)		28.6 (8.4, 58.1)		
Specificity (%) (95% CI)		93.3 (68.1, 99.8)		
Agreement (%) (95% CI)		62.1 (42.3, 79.3)		
<b>Test on consecutive subjects</b>		<b>Petrolatum-based MDBGN/PE<sup>†</sup></b>		
		Pos	Neg	Total
<b>T.R.U.E. TEST Panel Allergen</b>	Pos	1	0	1
	Neg	5	104	109
	Total	6	104	110
Frequency from consecutive subjects only (%)		1/110 (0.9)		
Sensitivity (%) (95% CI)		16.7 (0.4, 64.1)		
Specificity (%) (95% CI)		100 (96.5, 100.0)		
Agreement (%) (95% CI)		95.5 (89.7, 98.5)		
<b>Phenylenediamine* Position 20 (Studies 1, 3, 4, and 9)</b>				
Frequency from consecutive subjects only (%)		13/345 (3.8)		
<b>Formaldehyde* Position 21 (Studies 3 and 4)</b>				
Frequency from consecutive subjects only (%)		10/169 (5.9)		
<b>Mercapto mix* Position 22 (Studies 2, 3, and 4)</b>				
Frequency from consecutive subjects only (%)		9/290 (3.1)		

<b>Thimerosal* Position 23 (Studies 2, 3, and 4)</b>	
Frequency from consecutive subjects only (%)	31/290 (10.7)

<b>Thiuram mix* Position 24 (Studies 1, 3, 4, and 9)</b>	
Frequency from consecutive subjects only (%)	14/345 (4.1)

**Panel 3.2**

<b>Diazolidinyl urea (DU) (Germall® II) Position 25 (Study 5)</b>				
<b>Test of on sensitive subjects*</b>		<b>Petrolatum-based DU</b>		
		Pos	Neg	Total
<b>T.R.U.E. TEST Allergen</b>	Pos	4	2	6
	Neg	2	7	9
	Total	6	9	15
Sensitivity (%) (95% CI)		66.7 (22.3, 95.7)		
Specificity (%) (95% CI)		77.8 (40.0, 97.2)		
Agreement (%) (95% CI)		73.3 (44.9, 92.2)		
<b>Test on consecutive subjects</b>		<b>Petrolatum-based DU</b>		
		Pos	Neg	Total
<b>T.R.U.E. TEST Allergen</b>	Pos	3	1	4
	Neg	3	91	94
	Total	6	92	98
Frequency from consecutive subjects only (%)		4 /98 (4.1)		
Sensitivity (%) (95% CI)		50 (11.8, 88.2)		
Specificity (%) (95% CI)		98.9 (94.1, 100.0)		
Agreement (%) (95% CI)		95.9 (89.9, 98.9)		

<b>Quinoline mix* Position 26 (Studies 2, 3, and 4)</b>	
Frequency from consecutive subjects only (%)	2/290 (0.7)

<b>Tixocortol-21-pivalate (TIX) Position 27 (Studies 6 and 7<sup>‡</sup>)</b>				
<b>Test on sensitive subjects</b>		<b>Petrolatum-based TIX</b>		
		Pos	Neg	Total
<b>T.R.U.E. TEST Allergen</b>	Pos	7	1	8
	Neg	0	1	1
	Total	7	2	9
Sensitivity (%) (95% CI)		100 (59.0, 100.0)		
Specificity (%) (95% CI)		50 (1.3, 98.7)		
Agreement (%) (95% CI)		88.9 (51.8, 99.7)		
<b>Test on consecutive subjects</b>		<b>Petrolatum-based TIX</b>		
		Pos	Neg	Total
<b>T.R.U.E. TEST Allergen</b>	Pos	5	4	9
	Neg	1	282	283
	Total	6	286	292
Frequency from consecutive subjects only (%)		9/292 (3.1)		
Sensitivity (%) (95% CI)		83.3 (35.9, 99.6)		
Specificity (%) (95% CI)		98.6 (96.5, 99.6)		

Agreement (%) (95% CI)

98.3 (96.0, 99.4)

**Gold sodium thiosulfate (GST) Position 28 (Study 8)**

Test on sensitive subjects		Petrolatum-based GST		
		Pos	Neg	Total
T.R.U.E. TEST Allergen	Pos	12	3	15
	Neg	0	4	4
	Total	12	7	19
Sensitivity (%) (95% CI)		100 (73.5, 100.0)		
Specificity (%) (95% CI)		57.1 (18.4, 90.1)		
Agreement (%) (95% CI)		84.2 (60.4, 96.6)		
Test on consecutive subjects		Petrolatum-based GST		
		Pos	Neg	Total
T.R.U.E. TEST Allergen	Pos	11	17	28
	Neg	0	82	82
	Total	11	99	110
Frequency from consecutive subjects only (%)		28/110 (25.5)		
Sensitivity (%) (95% CI)		100 (71.5, 100.0)		
Specificity (%) (95% CI)		82.8 (73.9, 89.7)		
Agreement (%) (95% CI)		84.5 (76.4, 90.7)		

**Imidazolidinyl urea (IMID) (Germall 115®) Position 29 (Study 5)**

Test on sensitive subjects		Petrolatum-based IMID		
		Pos	Neg	Total
T.R.U.E. TEST Allergen	Pos	3	1	4
	Neg	2	9	11
	Total	5	10	15
Sensitivity (%) (95% CI)		60 (14.7, 94.7)		
Specificity (%) (95% CI)		90 (55.5, 99.7)		
Agreement (%) (95% CI)		80.0 (51.9, 95.7)		
Test on consecutive subjects		Petrolatum-based IMID		
		Pos	Neg	Total
T.R.U.E. TEST Allergen	Pos	3	0	3
	Neg	3	92	95
	Total	6	92	98
Frequency from consecutive subjects only (%)		3/98 (3.1)		
Sensitivity (%) (95% CI)		50 (11.8, 88.2)		
Specificity (%) (95% CI)		100 (96.1, 100.0)		
Agreement (%) (95% CI)		96.9 (91.3, 99.4)		

**Budesonide (BUD) Position 30 (Study 6 and 7<sup>‡</sup>)**

Test on sensitive subjects		Petrolatum-based budesonide		
		Pos	Neg	Total
T.R.U.E. TEST Allergen	Pos	11	1	12
	Neg	1	6	7
	Total	12	7	19
Sensitivity (%) (95% CI)		91.7 (61.5, 99.8)		
Specificity (%) (95% CI)		85.7 (42.1, 99.6)		

Agreement (%) (95% CI)		89.5 (66.9, 98.7)		
<b>Test on consecutive subjects</b>		<b>Petrolatum-based bu des onide</b>		
		Pos	Neg	Total
<b>T.R.U.E. TEST Allergen</b>	Pos	2	1	3
	Neg	0	289	289
	Total	2	290	292
Frequency from consecutive subjects only (%)		3/292 (1.0)		
Sensitivity (%) (95% CI)		100 (15.8, 100.0)		
Specificity (%) (95% CI)		99.7 (98.1, 100.0)		
Agreement (%) (95% CI)		99.7 (98.1, 100.0)		

<b>Hydrocortisone-17-butyrate (H-17-B) Position 31 (Studies 7<sup>‡</sup> and 8)</b>				
<b>Test on sensitive subjects</b>		<b>Ethanol-based H-17-B</b>		
		Pos	Neg	Total
<b>T.R.U.E. TEST Allergen</b>	Pos	12	1	13
	Neg	1	6	7
	Total	13	7	20
Sensitivity (%) (95% CI)		92.3 (64.0, 99.8)		
Specificity (%) (95% CI)		85.7 (42.1, 99.6)		
Agreement (%) (95% CI)		90.0 (68.3, 98.8)		
<b>Test on consecutive subjects</b>		<b>Ethanol-based H-17-B</b>		
		Pos	Neg	Total
<b>T.R.U.E. TEST Allergen</b>	Pos	0	0	0
	Neg	1	304	305
	Total	1	304	305
Frequency from consecutive subjects only (%)		0/305 (0.0)		
Sensitivity (%) (95% CI)		0 (0.0, 97.5)		
Specificity (%) (95% CI)		100 (98.8, 100.0)		
Agreement (%) (95% CI)		99.7 (98.2, 100.0)		

<b>Mercaptobenzothiazole* Position 32 (Studies 2, 3, and 4)</b>	
Frequency from consecutive subjects only (%)	8/290 (2.8)

<b>Bacitracin Position 33 (Study 8)</b>				
<b>Test on sensitive subjects</b>		<b>Petrolatum-based bacitracin</b>		
		Pos	Neg	Total
<b>T.R.U.E. TEST Allergen</b>	Pos	13	5	18
	Neg	1	5	6
	Total	14	10	24
Sensitivity (%) (95% CI)		92.9 (66.1, 99.8)		
Specificity (%) (95% CI)		50 (18.7, 81.3)		
Agreement (%) (95% CI)		75.0 (53.3, 90.2)		
<b>Test on consecutive subjects</b>		<b>Petrolatum-based bacitracin</b>		
		Pos	Neg	Total
<b>T.R.U.E. TEST Panel Allergen</b>	Pos	5	0	5
	Neg	1	104	105
	Total	6	104	110

Frequency from consecutive subjects only (%)	5/110 (4.5)
Sensitivity (%) (95% CI)	83.3 (35.9, 99.6)
Specificity (%) (95% CI)	100 (96.5, 100.0)
Agreement (%) (95% CI)	99.1 (95.0, 100.0)

<b>Parthenolide Position 34 (Study 8)</b>				
<b>Test on sensitive subjects</b>		<b>Petrolatum-based parthenolide</b>		
		Pos	Neg	Total
<b>T.R.U.E. TEST Allergen</b>	Pos	13	0	13
	Neg	1	4	5
	Total	14	4	18
Sensitivity (%) (95% CI)		92.9 (66.1, 99.8)		
Specificity (%) (95% CI)		100 (39.8, 100.0)		
Agreement (%) (95% CI)		94.4 (72.7, 99.9)		
<b>Test on consecutive subjects</b>		<b>Petrolatum-based parthenolide</b>		
		Pos	Neg	Total
<b>T.R.U.E. TEST Panel Allergen</b>	Pos	1	0	1
	Neg	0	109	109
	Total	1	109	110
Frequency from consecutive subjects only (%)		1/110 (0.9)		
Sensitivity (%) (95% CI)		100 (2.5, 100.0)		
Specificity (%) (95% CI)		100 (96.7, 100.0)		
Agreement (%) (95% CI)		100.0 (96.7, 100.0)		

<b>Disperse blue 106 (DB106) Position 35 (Study 8)</b>				
<b>Test on sensitive subjects</b>		<b>Petrolatum-based DB106</b>		
		Pos	Neg	Total
<b>T.R.U.E. TEST Allergen</b>	Pos	8	1	9
	Neg	1	7	8
	Total	9	8	17
Sensitivity (%) (95% CI)		88.9 (51.8, 99.7)		
Specificity (%) (95% CI)		87.5 (47.3, 99.7)		
Agreement (%) (95% CI)		88.2 (63.6, 98.5)		
<b>Test on consecutive subjects</b>		<b>Petrolatum-based DB106</b>		
		Pos	Neg	Total
<b>T.R.U.E. TEST Panel Allergen</b>	Pos	1	0	1
	Neg	0	109	109
	Total	1	109	110
Frequency from consecutive subjects only (%)		1/110 (0.9)		
Sensitivity (%) (95% CI)		100 (2.5, 100.0)		
Specificity (%) (95% CI)		100 (96.7, 100.0)		
Agreement (%) (95% CI)		100.0 (96.7, 100.0)		

<b>2-Bromo-2-nitropropane-1,3-diol (Bronopol) Position 36 (Study 8)</b>				
<b>Test on sensitive subjects</b>		<b>Petrolatum-based Bronopol</b>		
		Pos	Neg	Total
<b>T.R.U.E. TEST Allergen</b>	Pos	4	4	8
	Neg	0	15	15

	Total	4	19	23
Sensitivity (%) (95% CI)	100 (39.8, 100.0)			
Specificity (%) (95% CI)	78.9 (54.4, 93.9)			
Agreement (%) (95% CI)	82.6 (61.2, 95.0)			
<b>Test on consecutive subjects</b>		<b>Petrolatum-based Bronopol</b>		
		Pos	Neg	Total
<b>T.R.U.E. TEST Panel Allergen</b>	Pos	1	2	3
	Neg	0	107	107
	Total	1	109	110
Frequency from consecutive subjects only (%)	3/110 (2.7)			
Sensitivity (%) (95% CI)	100 (2.5, 100.0)			
Specificity (%) (95% CI)	98.2 (93.5, 99.8)			
Agreement (95% CI)	98.2 (93.6, 99.8)			

\* No reference control allergen was used.

† The reference allergen MDBGN was used at one site and MDBGN/PE was used at four sites.

‡ Only consecutive subjects were evaluated in Study 7.

## 16 HOW SUPPLIED/STORAGE AND HANDLING

Multipack carton containing five units. Each unit consists of three adhesive panels, each containing 12 patches - NDC 67334-0457-1.

Store T.R.U.E. TEST between 2° and 8°C (36° and 46°F). Refrigeration required. Do not freeze.

Failure to store T.R.U.E. TEST as recommended may result in loss of potency and inaccurate test results.

## 17 PATIENT COUNSELING INFORMATION

Inform the patient of the following:

- Patients should seek immediate medical attention and contact their healthcare provider if they experience symptoms of a severe allergic reaction such as trouble breathing or wheezing; a swollen tongue or throat; a drop in blood pressure resulting in dizziness or fainting; a weak and rapid pulse; hives or widespread itching [see *Warnings and Precautions (5.1)*].
- Patients may remove the panels themselves if advised by their healthcare provider to do so or if they are experiencing systemic symptom [see *Warnings and Precautions (5.1)*].
- Itching and burning sensations are common with patch testing and may be severe in extremely sensitive patients.
- Avoid UV exposure and tanning beds [see *Dosage and Administration (2.1)*].
- Patients should report to their physician any reactions at the patch test site occurring seven or more days after panel removal to identify potential late or persistent reactions or possible sensitizations [see *Warnings and Precautions (5.2,5.7,5.8)* and *Dosage and Administration (2.2)*].
- p-Phenylenediamine and disperse blue 106 (DB106) are dyes and may leave a dark spot on the skin at the allergen location. This is not an allergic reaction. This discoloration may remain for approximately two weeks.
- Avoid getting the panels and surrounding area wet [see *Dosage and Administration (2.1)*].
- Patients should avoid physical activity that may result in reduced adhesion or actual loss of the test panels [see *Dosage and Administration (2.1)*].
- Patients should avoid excessive sweating and keep the test panels and surrounding area dry [see *Dosage and Administration (2.1)*].

Manufactured by SmartPractice Denmark ApS



Hillerød, Denmark  
U.S. License No. 1888  
Distributed by SmartPractice  
Phoenix, AZ 85008  
US Patents 4,836,217 and 5,182,081, 5,614,167

**THIN-LAYER RAPID USE  
EPICUTANEOUS PATCH TEST  
T.R.U.E. TEST®**

**NDC: 67334-0457-1**

<b>1</b> Nickel Sulfate	<b>7</b> Colophony
<b>2</b> Wool Alcohols	<b>8</b> Paraben Mix
<b>3</b> Neomycin Sulfate	<b>9</b> Negative Control
<b>4</b> Potassium Dichromate	<b>10</b> Balsam of Peru
<b>5</b> Caine Mix	<b>11</b> Ethylenediamine Dihydrochloride
<b>6</b> Fragrance Mix	<b>12</b> Cobalt Dichloride

For further details of allergen constituents and dose, see outer box.

**Rx only**  
**For Topical Use Only**

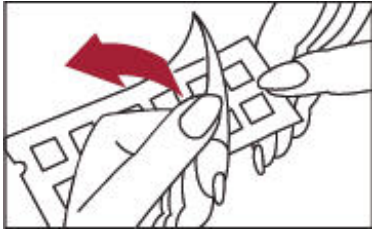
**Store between 2° and 8°C (36° and 46°F).**

**PANEL 1.3**

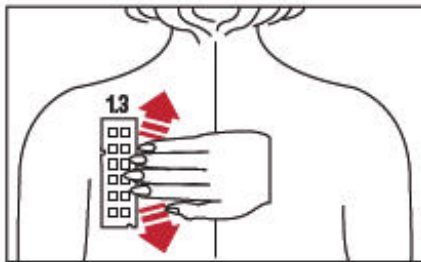
**Application Instructions**



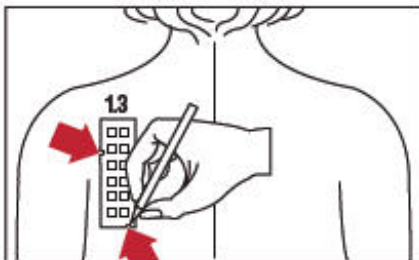
Peel open the package and remove the test panel.



Remove the protective plastic covering from the test surface of the panel. Be careful not to touch the test substances.



Position test Panel 1.3 on the patient's back. Allergen number 1 should be in the upper left corner. Avoid applying the panel on the margin of the scapula or directly over the midline of the spine. Ensure that each patch of the allergen panel is in contact with the skin by smoothing the panel outward from the center to the edge.



With a medical marking pen, indicate on the skin the location of the two notches on the panel.

**Store between 2° and 8°C (36° and 46°F).**

**Refrigeration required. Do not freeze.**

Manufactured by SmartPractice Denmark ApS

Hillerød, Denmark

US License No. 1888

Distributed by SmartPractice®

Phoenix, AZ 85008

Made in Denmark

51-2009-00/1

**THIN-LAYER RAPID USE  
EPICUTANEOUS PATCH TEST  
T.R.U.E. TEST®**

NDC: 67334-0457-1

**13**

*p*-*tert*-Butylphenol  
Formaldehyde Resin

**19**

Methyldibromo  
Glutaronitrile

**14**

Epoxy Resin

**20**

*p*-Phenylenediamine

**15**

Carba Mix

**21**

Formaldehyde

**16**

Black Rubber Mix

**22**

Mercapto Mix

**17**

Cl<sup>+</sup> Me<sup>-</sup> Isothiazolinone

**23**

Thimerosal

**18**

Quaternium-15

**24**

Thiuram Mix

For further details of allergen constituents and dose, see outer box.

**Rx only**

**For Topical Use Only**

Store between 2° and 8°C (36° and 46°F).

**PANEL 2.3**

**Application Instructions**

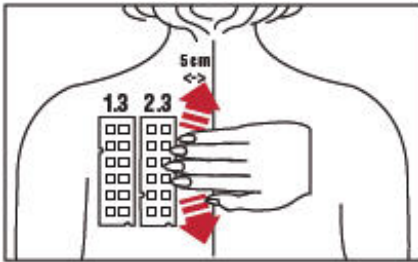
A desiccant paper is included in this package for stability purposes.



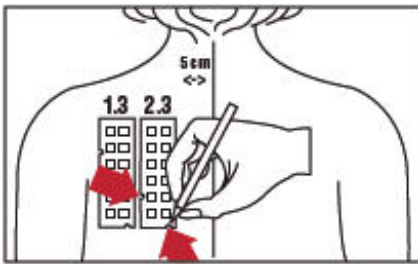
Peel open the package and remove the test panel.



Remove the protective plastic covering from the test surface of the panel. Be careful not to touch the test substances.



Position test Panel 2.3 on the patient's back. Allergen number 13 should be in the upper left corner. Avoid applying the panel on the margin of the scapula or directly over the midline of the spine. Ensure that each patch of the allergen panel is in contact with the skin by smoothing the panel outward from the center to the edge.



With a medical marking pen, indicate on the skin the location of the two notches on the panel.

**Store between 2° and 8°C (36° and 46°F).**

**Refrigeration required. Do not freeze.**

Manufactured by SmartPractice Denmark ApS  
Hillerød, Denmark  
US License No. 1888

Distributed by SmartPractice®  
Phoenix, AZ 85008  
Made in Denmark

51-2012-00/1

***THIN-LAYER RAPID USE  
EPICUTANEOUS PATCH TEST  
T.R.U.E. TEST®***

**NDC: 67334-0457-1**

**25****Diazolidinyl Urea****31****Hydrocortisone-17-Butyrate****26****Quinoline Mix****32****Mercaptobenzothiazole****27****Tixocortol-21-Pivalate****33****Bacitracin****28****Gold Sodium  
Thiosulfate****34****Parthenolide****29****Imidazolidinyl Urea****35****Disperse Blue 106****30****Budesonide****36****2-Bromo-2-Nitropropane-  
1, 3-diol**

For further details of allergen constituents and dose, see outer box.

**Rx only**

**For Topical Use Only**

**Store between 2° and 8°C (36° and 46°F).**

**PANEL 3.3**

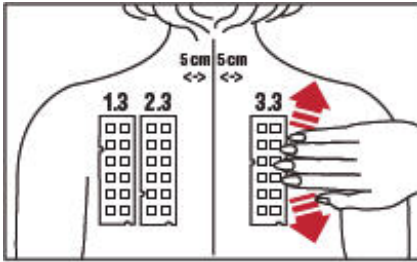
**Application Instructions**



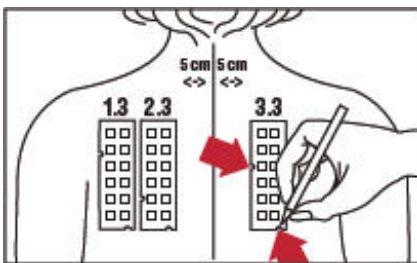
Peel open the package and remove the test panel.



Remove the protective plastic covering from the test surface of the panel. Be careful not to touch the test substances.



Position test panel 3.3 on the patient's back. Allergen number 25 should be in the upper left corner. Avoid applying the panel on the margin of the scapula or directly over the midline of the spine. Ensure that each patch of the allergen panel is in contact with the skin by smoothing the panel outward from the center to the edge.



With a medical marking pen, indicate on the skin the location of the two notches on the panel.

**Store between 2° and 8° C (36° and 46° F).**

**Refrigeration required. Do not freeze.**

Manufactured by SmartPractice Denmark ApS  
Hillerød, Denmark  
US License No. 1888

Distributed by SmartPractice®  
Phoenix, AZ 85008  
Made in Denmark

51-2015-00/1

**Panel 1.3**

**1**



Nickel sulfate

**7**



Colophony

**2**




Wool Alcohols

**8**



Paraben Mix

**3**



Neomycin  
Sulfate

**9**



Negative Control

**4**




Potassium  
Dichromate

**10**



Balsam of Peru

**5**




Caine Mix

**11**



Ethylenediamine  
Dihydrochloride

**6**



Fragrance Mix

**12**



Cobalt Dichloride

***THIN-LAYER RAPID USE  
EPICUTANEOUS PATCH TEST  
T.R.U.E. TEST®***

Manufactured by SmartPractice Denmark ApS  
Distributed by SmartPractice®  
Made in Denmark

52-5115-00/1

**Panel 2.3**

**13**   
*p*-tert-Butylphenol  
Formaldehyde Resin

 **19**  
Methyldibromo  
Glutaronitrile

**14**   
Epoxy Resin

 **20**  
*p*-Phenylene  
diamine


**15**   
Carba Mix


 **21**  
Formaldehyde

**16**   
Black Rubber Mix

 **22**  
Mercapto Mix

 **17**   
Cl<sup>+</sup> Me<sup>-</sup>  
Isothiazolinone

 **23**  
Thimerosal

**18**   
Quaternium-15

 **24**  
Thiuram Mix



***THIN-LAYER RAPID USE  
EPICUTANEOUS PATCH TEST  
T.R.U.E. TEST®***

Manufactured by SmartPractice Denmark ApS  
Distributed by SmartPractice®  
Made in Denmark



**Panel 3.3**

**25**



Diazolidinyl Urea

**31**




Hydrocortisone-  
17-Butyrate

**26**



Quinoline Mix

**32**




Mercaptobenzothiazole

**27**



Tixocortol-  
21-Pivalate

**33**



Bacitracin

**28**



Gold Sodium  
Thiosulfate

**34**




Parthenolide

**29**



Imidazolidinyl Urea

**35**



Disperse Blue 106

**30**



Budesonide

**36**



2-Bromo-2-  
Nitropropane-1, 3-diol

***THIN-LAYER RAPID USE  
EPICUTANEOUS PATCH TEST  
T.R.U.E. TEST®***

Manufactured by SmartPractice Denmark ApS  
Distributed by SmartPractice®

Made in Denmark

52-5125-00/1

**PRINCIPAL DISPLAY PANEL - 5 Unit Carton**

***THIN-LAYER RAPID USE  
EPICUTANEOUS PATCH TEST  
T.R.U.E. TEST®***

**NDC: 67334-0457-1**

		<b>Mcg/cm<sup>2</sup></b>
<b>PANEL 1.3</b>	1 Nickel Sulfate	200
	2 Wool Alcohols	1000
	3 Neomycin Sulfate	600
	4 Potassium Dichromate	54
	5 Caine Mix <sup>a</sup>	630
	6 Fragrance Mix <sup>b</sup>	500
	7 Colophony	1200
	8 Paraben Mix <sup>c</sup>	1000
	9 Negative Control	—
	10 Balsam of Peru	800
	11 Ethylenediamine Dihydrochloride	50
	12 Cobalt Dichloride	20
	13 <i>p-tert</i> -Butylphenol Formaldehyde Resin	45
<b>PANEL 2.3</b>	14 Epoxy Resin	50
	15 Carba Mix <sup>d</sup>	250
	16 Black Rubber Mix <sup>e</sup>	75
	17 Cl <sup>+</sup> Me <sup>-</sup> Isothiazolinone	4
	18 Quaternium-15	100
	19 Methyl dibromo Glutaronitrile	5
	20 <i>p</i> -Phenylenediamine	90
	21 Formaldehyde <sup>f</sup>	180
	22 Mercapto Mix <sup>g</sup>	75
	23 Thimerosal	7
	24 Thiuram Mix <sup>h</sup>	27
	25 Diazolidinyl Urea	550
	26 Quinoline Mix <sup>i</sup>	190
27 Tixocortol-21-Pivalate	3	
<b>PANEL 3.3</b>	28 Gold Sodium Thiosulfate	75
	29 Imidazolidinyl Urea	600
	30 Budesonide	1
	31 Hydrocortisone-17-Butyrate	20
	32 Mercaptobenzothiazole	75
	33 Bacitracin	600
	34 Parthenolide	3
	35 Disperse Blue 106	50
	36 2-Bromo-2-Nitropropane-1,3-diol	250

**Each unit contains panel 1.3, panel 2.3 and panel 3.3.**

A desiccant paper is included in panel 2.3 package for stability purposes.

Concentrations expressed in micrograms/centimeter squared.

Notations a-i are located on the back panel.

**Rx only**

**For Topical Use Only**

**Store between 2° and 8°C**

**(36° and 46°F).**

**Refrigeration required.**

**Do not freeze.**

**5**

**Units**

**PUSH**

**TO OPEN**



Exp:  
Lot:

**THIN-LAYER RAPID USE  
EPICUTANEOUS PATCH TEST  
T.R.U.E. TEST**

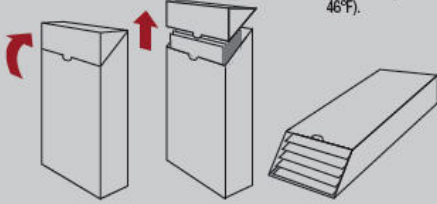
Rev. 10/14

See package insert for full prescribing information.  
See also instructions on individual test packages.

**T.R.U.E. TEST** should only be applied to healthy skin. Test sites should be free of scars, acne, dermatitis, or other conditions that may interfere with test result interpretation.

**INSTRUCTIONS TO OPEN**

- 1 Turn the carton upside down.
- 2 Tear off bottom along perforated line.
- 3 Store T.R.U.E. Test on its back between 2° and 8°C (36° and 46°F).



**NOTATIONS**

- Five parts of benzocaine, one part of tetracaine, and one part of dibucaine.
- Contains cinnamyl alcohol, cinnamaldehyde,  $\alpha$ -aminocinnamaldehyde, eugenol, isoeugenol, hydroxycitronellal, geraniol, and oak moss.
- Equal weights of methyl parahydroxybenzoate, ethyl parahydroxybenzoate, propyl parahydroxybenzoate, butyl parahydroxybenzoate, and benzyl parahydroxybenzoate.
- Equal weights of diphenylguanidine, zinc diethylthio carbamate, and zinc dibutylthio carbamate.
- Two parts of N-isopropyl-N'-phenyl paraphenylenediamine, five parts of N-cyclohexyl-N'-phenyl paraphenylenediamine, and five parts of N, N'-diphenyl paraphenylenediamine.
- Actually contains N-hydroxymethyl succinimide (formaldehyde is generated upon contact with the skin).
- Equal weights of morpholinylmercaptobenzothiazole, N-cyclohexylbenzothiazylsulfenamide and dibenzothiazyl disulfide.
- Equal weights of disulfiram, dipentamethylenethiuram disulfide, tetramethylthiuram disulfide, and tetramethylthiuram monosulfide.
- Equal parts of cloquinol and chlorquinaldol.

For dosage and inactive ingredient information see package insert.

US Patent Nos. 4,836,217 and 5,182,081 and 5,614,167

Manufactured by SmartPractice Denmark ApS  
Hillerød, Denmark  
US License No. 1888

Distributed by SmartPractice®  
Phoenix, AZ 85008  
Made in Denmark

53-0495-00/1

**THIN-LAYER RAPID USE  
EPICUTANEOUS PATCH TEST  
T.R.U.E. TEST**

**THIN-LAYER RAPID USE  
EPICUTANEOUS PATCH TEST  
T.R.U.E. TEST®**

NDC: 67334-0457-1

**PANEL  
1.3**

	Mcg/cm <sup>2</sup>
1 Nickel Sulfate	200
2 Wool Alcohols	1000
3 Neomycin Sulfate	600
4 Potassium Dichromate	54
5 Caine Mx <sup>a</sup>	630
6 Fragrance Mix <sup>b</sup>	500
7 Colophony	1200
8 Paraben Mx <sup>c</sup>	1000
9 Negative Control	—
10 Balsam of Peru	800
11 Ethylenediamine Dihydrochloride	50
12 Cobalt Dichloride	20
13 <i>p</i> -tert-Butylphenol Formaldehyde Resin	45
14 Epoxy Resin	50
15 Carba Mx <sup>d</sup>	250
16 Black Rubber Mix <sup>e</sup>	75
17 Cl <sup>-</sup> Mer Isothiazolinone	4
18 Quaternium-15	100
19 Methyl dibromo Glutaronitrile	5
20 <i>p</i> -Phenylenediamine	80
21 Formaldehyde <sup>f</sup>	180
22 Mercapto Mix <sup>g</sup>	75
23 Thimerosal	7
24 Thiuram Mix <sup>h</sup>	27
25 Diazolidinyl Urea	550
26 Quinoline Mix <sup>i</sup>	190
27 Triacortol-21-Pivalate	3
28 Gold Sodium Thiosulfate	75
29 Imidazolidinyl Urea	600
30 Budesonide	1
31 Hydrocortisone-17-Butyrate	20
32 Mercapto benzothiazole	75
33 Bacitracin	600
34 Parthenolide	3
35 Disperse blue 106	50
36 2-Bromo-2-Nitropropane-1,3-diol	250

**PANEL  
2.3**

**PANEL  
3.3**

Each unit contains panel 1.3, panel 2.3 and panel 3.3.  
A desiccant paper is included in panel 2.3 package for stability purposes.  
Concentrations expressed in micrograms/centimeter squared.  
Notations a-i are located on the back panel.

**Rx only  
For Topical Use Only**

Store between 2° and 8°C  
(36° and 46°F).  
Refrigeration required.  
Do not freeze.

**PUSH  
TO OPEN**

**5  
Units**

Tear along perforated lines

**THIN-LAYER RAPID USE  
EPICUTANEOUS PATCH TEST  
T.R.U.E. TEST**

**THIN-LAYER RAPID USE  
EPICUTANEOUS PATCH TEST  
T.R.U.E. TEST**



**THIN-LAYER RAPID USE  
EPICUTANEOUS PATCH TEST  
T.R.U.E. TEST**



5 67334-0457-1 9

**T.R.U.E. TEST THIN-LAYER RAPID USE PATCH TEST**  
standardized allergenic kit

**Product Information**

<b>Product Type</b>	STANDARDIZED ALLERGENIC	<b>Item Code (Source)</b>	NDC:67334-0457
---------------------	-------------------------	---------------------------	----------------

### Packaging

#	Item Code	Package Description	Marketing Start Date	Marketing End Date
1	NDC:67334-0457-1	5 in 1 BOX		
1		1 in 1 CELLO PACK		

### Quantity of Parts

Part #	Package Quantity	Total Product Quantity
Part 1	1 PATCH	48 h
Part 2	1 PATCH	48 h
Part 3	1 PATCH	48 h

### Part 1 of 3

#### T.R.U.E. TEST PANEL 1.2

standardized allergenic patch

### Product Information

<b>Route of Administration</b>	CUTANEOUS
--------------------------------	-----------

### Active Ingredient/Active Moiety

Ingredient Name	Basis of Strength	Strength
NICKEL SULFATE HEXAHYDRATE (UNII: JC9WZ4FK68) (NICKEL CATION - UNII:OIS2CXW7AM)	NICKEL SULFATE HEXAHYDRATE	36 ug in 48 h
LANOLIN ALCOHOLS (UNII: 884C3FA9HE) (LANOLIN ALCOHOLS - UNII:884C3FA9HE)	LANOLIN ALCOHOLS	810 ug in 48 h
NEOMYCIN SULFATE (UNII: 057Y626693) (NEOMYCIN - UNII:I16QD7X297)	NEOMYCIN	186 ug in 48 h
POTASSIUM DICHROMATE (UNII: T4423S18FM) (DICHROMATE ION - UNII:9LKY4BFN2V)	POTASSIUM DICHROMATE	6.7 ug in 48 h
BENZOCAINE (UNII: U3RSY48JW5) (BENZOCAINE - UNII:U3RSY48JW5)	BENZOCAINE	378 ug in 48 h
TETRACAINE HYDROCHLORIDE (UNII: 5NF5D4OPCI) (TETRACAINE - UNII:0619F35CGV)	TETRACAINE HYDROCHLORIDE	66 ug in 48 h
DIBUCAINE HYDROCHLORIDE (UNII: Z97702A5DG) (DIBUCAINE - UNII:L6JW2TJG99)	DIBUCAINE HYDROCHLORIDE	66 ug in 48 h
GERANIOL (UNII: L837108USY) (GERANIOL - UNII:L837108USY)	GERANIOL	70 ug in 48 h
CINNAMALDEHYDE (UNII: SR60A3XG0F) (CINNAMALDEHYDE - UNII:SR60A3XG0F)	CINNAMALDEHYDE	35 ug in 48 h
CINNAMYL ALCOHOL (UNII: SS8YOP444F) (CINNAMYL ALCOHOL - UNII:SS8YOP444F)	CINNAMYL ALCOHOL	54 ug in 48 h
HYDROXYCITRONELLAL (UNII: 8SQ0VA4YUR) (HYDROXYCITRONELLAL - UNII:8SQ0VA4YUR)	HYDROXYCITRONELLAL	54 ug in 48 h
EUCENOL (UNII: 2T8H17040W) (EUCENOL - UNII:2T8H17040W)	EUCENOL	35 ug

EUGENOL (UNII: 5161H794QW) (EUGENOL - UNII:5161H794QW)	EUGENOL	in 48 h
ISOEUGENOL (UNII: 5M0MWY797U) (ISOEUGENOL - UNII:5M0MWY797U)	ISOEUGENOL	15 ug in 48 h
.ALPHA.-AMYL CINNAMALDEHYDE (UNII: WC51CA3418) (.ALPHA.-AMYL CINNAMALDEHYDE - UNII:WC51CA3418)	.ALPHA.-AMYL CINNAMALDEHYDE	15 ug in 48 h
EVERNIA PRUNASTRI (UNII: O3034Q5AHK) (EVERNIA PRUNASTRI - UNII:O3034Q5AHK)	EVERNIA PRUNASTRI	70 ug in 48 h
ROSIN (UNII: 88S87KL877) (ROSIN - UNII:88S87KL877)	ROSIN	972 ug in 48 h
PROPYLPARABEN (UNII: Z8IX2SC10H) (PROPYLPARABEN - UNII:Z8IX2SC10H)	PROPYLPARABEN	162 ug in 48 h
METHYLPARABEN (UNII: A2I8C7HI9T) (METHYLPARABEN - UNII:A2I8C7HI9T)	METHYLPARABEN	162 ug in 48 h
ETHYLPARABEN (UNII: 14255EXE39) (ETHYLPARABEN - UNII:14255EXE39)	ETHYLPARABEN	162 ug in 48 h
BUTYLPARABEN (UNII: 3QPII03FV8) (BUTYLPARABEN - UNII:3QPII03FV8)	BUTYLPARABEN	162 ug in 48 h
BENZYL PARABEN (UNII: 8Y41DYV4VG) (BENZYL PARABEN - UNII:8Y41DYV4VG)	BENZYL PARABEN	162 ug in 48 h
BALSAM PERU (UNII: 8P5F881OCY) (BALSAM PERU - UNII:8P5F881OCY)	BALSAM PERU	648 ug in 48 h
ETHYLENEDIAMINE (UNII: 60V9STC53F) (ETHYLENEDIAMINE - UNII:60V9STC53F)	ETHYLENEDIAMINE	18 ug in 48 h
COBALTOUS CHLORIDE HEXAHYDRATE (UNII: 17AVG63ZBC) (COBALTOUS CATION - UNII:A11MR454XG)	COBALTOUS CHLORIDE HEXAHYDRATE	4 ug in 48 h

### Inactive Ingredients

Ingredient Name	Strength
HYDROXYPROPYL CELLULOSE (UNII: RFW2ET671P)	
POVIDONE (UNII: FZ989GH94E)	
BETADEX (UNII: JV039JZZ3A)	
BUTYLATED HYDROXYANISOLE (UNII: REK4960K2U)	
BUTYLATED HYDROXYTOLUENE (UNII: 1P9D0Z171K)	
METHYLCELLULOSE (4000 MPA.S) (UNII: MRJ667KA5E)	

### Packaging

#	Item Code	Package Description	Marketing Start Date	Marketing End Date
1		1 in 1 POUCH		
1		48 h in 1 PATCH; Type 0: Not a Combination Product		

### Marketing Information

Marketing Category	Application Number or Monograph Citation	Marketing Start Date	Marketing End Date
BLA	BLA103738	06/01/2013	

### Part 2 of 3

### T.R.U.E. TEST PANEL 2.2

standardized allergenic patch

**Product Information****Route of Administration**

CUTANEOUS

**Active Ingredient/Active Moiety**

<b>Ingredient Name</b>	<b>Basis of Strength</b>	<b>Strength</b>
<b>P-TERT-BUTYLPHENOL-FORMALDEHYDE RESIN (LOW MOLECULAR WEIGHT)</b> (UNII: Q51LPW21CH) (P-TERT-BUTYLPHENOL-FORMALDEHYDE RESIN (LOW MOLECULAR WEIGHT) - UNII:Q51LPW21CH)	P-TERT-BUTYLPHENOL-FORMALDEHYDE RESIN (LOW MOLECULAR WEIGHT)	36 ug in 48 h
<b>BISPHENOL A DIGLYCIDYL ETHER</b> (UNII: F3XRM1NX4H) (BISPHENOL A DIGLYCIDYL ETHER - UNII:F3XRM1NX4H)	BISPHENOL A DIGLYCIDYL ETHER	32 ug in 48 h
<b>DIPHENYL GUANIDINE</b> (UNII: 6MRZ85RNHQ) (DIPHENYL GUANIDINE - UNII:6MRZ85RNHQ)	DIPHENYL GUANIDINE	68 ug in 48 h
<b>ZINC DIETHYLDITHIO CARBAMATE</b> (UNII: ICW4708Z8G) (ZINC DIETHYLDITHIO CARBAMATE - UNII:ICW4708Z8G)	ZINC DIETHYLDITHIO CARBAMATE	68 ug in 48 h
<b>ZINC DIBUTYLDITHIO CARBAMATE</b> (UNII: HNM5J934VP) (ZINC DIBUTYLDITHIO CARBAMATE - UNII:HNM5J934VP)	ZINC DIBUTYLDITHIO CARBAMATE	68 ug in 48 h
<b>N-ISOPROPYL-N'-PHENYL-1,4-PHENYLENEDIAMINE</b> (UNII: 0M7PSL4100) (N-ISOPROPYL-N'-PHENYL-1,4-PHENYLENEDIAMINE - UNII:0M7PSL4100)	N-ISOPROPYL-N'-PHENYL-1,4-PHENYLENEDIAMINE	10 ug in 48 h
<b>N-CYCLOHEXYL-N'-PHENYL-1,4-PHENYLENEDIAMINE</b> (UNII: T29JGK5V4R) (N-CYCLOHEXYL-N'-PHENYL-1,4-PHENYLENEDIAMINE - UNII:T29JGK5V4R)	N-CYCLOHEXYL-N'-PHENYL-1,4-PHENYLENEDIAMINE	25 ug in 48 h
<b>N,N'-DIPHENYL-1,4-PHENYLENEDIAMINE</b> (UNII: DD517SCM92) (N,N'-DIPHENYL-1,4-PHENYLENEDIAMINE - UNII:DD517SCM92)	N,N'-DIPHENYL-1,4-PHENYLENEDIAMINE	25 ug in 48 h
<b>METHYLCHLOROISOTHIAZOLINONE</b> (UNII: DEL7T5QRPN) (METHYLCHLOROISOTHIAZOLINONE - UNII:DEL7T5QRPN)	METHYLCHLOROISOTHIAZOLINONE	3 ug in 48 h
<b>QUATERNIUM-15</b> (UNII: E40U03LEM0) (QUATERNIUM-15 - UNII:E40U03LEM0)	QUATERNIUM-15	81 ug in 48 h
<b>METHYLDIBROMO GLUTARONITRILE</b> (UNII: YX089CPS05) (METHYLDIBROMO GLUTARONITRILE - UNII:YX089CPS05)	METHYLDIBROMO GLUTARONITRILE	4 ug in 48 h
<b>P-PHENYLENEDIAMINE</b> (UNII: U770QIT64J) (P-PHENYLENEDIAMINE - UNII:U770QIT64J)	P-PHENYLENEDIAMINE	65 ug in 48 h
<b>FORMALDEHYDE</b> (UNII: 1HG84L3525) (FORMALDEHYDE - UNII:1HG84L3525)	FORMALDEHYDE	146 ug in 48 h
<b>N-CYCLOHEXYL-2-BENZOTHIAZOSULFENAMIDE</b> (UNII: UCA53G94EV) (N-CYCLOHEXYL-2-BENZOTHIAZOSULFENAMIDE - UNII:UCA53G94EV)	N-CYCLOHEXYL-2-BENZOTHIAZOSULFENAMIDE	20 ug in 48 h
<b>2,2'-DITHIOBISBENZOTHAZOLE</b> (UNII: 6OK753033Z) (2,2'-DITHIOBISBENZOTHAZOLE - UNII:6OK753033Z)	2,2'-DITHIOBISBENZOTHAZOLE	20 ug in 48 h
<b>MORPHOLINYLMERCAPTOBENZOTHAZOLE</b> (UNII: VCD7623F3K) (MORPHOLINYLMERCAPTOBENZOTHAZOLE - UNII:VCD7623F3K)	MORPHOLINYLMERCAPTOBENZOTHAZOLE	20 ug in 48 h
<b>THIMERSAL</b> (UNII: 2225PI3MOV) (ETHYLMERCURITHIOSALICYLIC ACID - UNII:4071N4J64W)	THIMERSAL	6 ug in 48 h
<b>TETRAMETHYLTHIURAM MONOSULFIDE</b> (UNII: 01W430XXSQ) (TETRAMETHYLTHIURAM MONOSULFIDE - UNII:01W430XXSQ)	TETRAMETHYLTHIURAM MONOSULFIDE	5 ug in 48 h
<b>THIRAM</b> (UNII: 0D771IS0FH) (THIRAM - UNII:0D771IS0FH)	THIRAM	5 ug in 48 h
<b>DISULFIRAM</b> (UNII: TR3MLJ1UA1) (DISULFIRAM - UNII:TR3MLJ1UA1)	DISULFIRAM	5 ug in 48 h
<b>DIPENTAMETHYLENETHIURAM DISULFIDE</b> (UNII: CR113982E5) (DIPENTAMETHYLENETHIURAM DISULFIDE - UNII:CR113982E5)	DIPENTAMETHYLENETHIURAM DISULFIDE	5 ug in 48 h

## Inactive Ingredients

Ingredient Name	Strength
HYDROXYPROPYL CELLULOSE (UNII: RFW2ET671P)	
POVIDONE (UNII: FZ989GH94E)	
SODIUM BICARBONATE (UNII: 8MDF5V39QO)	
SODIUM CARBONATE (UNII: 45P3261C7T)	

## Packaging

#	Item Code	Package Description	Marketing Start Date	Marketing End Date
1		1 in 1 POUCH		
1		48 h in 1 PATCH; Type 0: Not a Combination Product		

## Marketing Information

Marketing Category	Application Number or Monograph Citation	Marketing Start Date	Marketing End Date
BLA	BLA103738	06/01/2013	

## Part 3 of 3

### T.R.U.E. TEST PANEL 3.2

standardized allergenic patch

## Product Information

Route of Administration CUTANEOUS

## Active Ingredient/Active Moiety

Ingredient Name	Basis of Strength	Strength
DIAZOLIDINYL UREA (UNII: H5RIZ3MPW4) (DIAZOLIDINYL UREA - UNII:H5RIZ3MPW4)	DIAZOLIDINYL UREA	446 ug in 48 h
CLIOQUINOL (UNII: 7BHQ856EJ5) (CLIOQUINOL - UNII:7BHQ856EJ5)	CLIOQUINOL	77 ug in 48 h
CHLORQUINALDOL (UNII: D6VHC87LLS) (CHLORQUINALDOL - UNII:D6VHC87LLS)	CHLORQUINALDOL	77 ug in 48 h
TIXOCORTOL PIVALATE (UNII: 6K28E35M3B) (TIXOCORTOL - UNII:ZX3KEK657Z)	TIXOCORTOL PIVALATE	2 ug in 48 h
GOLD SODIUM THIOSULFATE (UNII: CKS1YQ9W1J) (SODIUM CATION - UNII:L4YR4M0NH37)	GOLD SODIUM THIOSULFATE	23 ug in 48 h
IMIDUREA (UNII: M629807ATL) (IMIDUREA - UNII:M629807ATL)	IMIDUREA	486 ug in 48 h
BUDESONIDE (UNII: Q3OKS62Q6X) (BUDESONIDE - UNII:Q3OKS62Q6X)	BUDESONIDE	0.8 ug in 48 h
HYDROCORTISONE BUTYRATE (UNII: 05RMF7YPWN) (HYDROCORTISONE - UNII:W14X0X7BPJ)	HYDROCORTISONE BUTYRATE	16 ug in 48 h
2-MERCAPTOBENZOTHIAZOLE (UNII: 5RLR54Z22K) (2-MERCAPTOBENZOTHIAZOLE - UNII:5RLR54Z22K)	2-MERCAPTOBENZOTHIAZOLE	61 ug in 48 h
BACTRACIN (UNII: 58H6PW052D) (BACTRACIN - UNII:58H6PW052D)	BACTRACIN	486 ug



<b>BACTRACIN</b> (UNII: 361BRW0321) (BACTRACIN - UNII:361BRW0321)	BACTRACIN	in 48 h
<b>PARTHENOLIDE</b> (UNII: 2RDB26I5ZB) (PARTHENOLIDE - UNII:2RDB26I5ZB)	PARTHENOLIDE	2 ug in 48 h
<b>DISPERSE BLUE 106</b> (UNII: C48O4QYD6N) (DISPERSE BLUE 106 - UNII:C48O4QYD6N)	DISPERSE BLUE 106	41 ug in 48 h
<b>BRONOPOL</b> (UNII: 6PU1E16C9W) (BRONOPOL - UNII:6PU1E16C9W)	BRONOPOL	203 ug in 48 h

### Inactive Ingredients

Ingredient Name	Strength
<b>POVIDONE</b> (UNII: FZ989GH94E)	
<b>HYDROXYPROPYL CELLULOSE</b> (UNII: RFW2ET671P)	

### Packaging

#	Item Code	Package Description	Marketing Start Date	Marketing End Date
1		1 in 1 POUCH		
1		48 h in 1 PATCH; Type 0: Not a Combination Product		

### Marketing Information

Marketing Category	Application Number or Monograph Citation	Marketing Start Date	Marketing End Date
BLA	BLA103738	06/01/2013	

### Marketing Information

Marketing Category	Application Number or Monograph Citation	Marketing Start Date	Marketing End Date
BLA	BLA103738	03/01/2012	

**Labeler** - SmartPractice Denmark ApS (306216144)