

MEGESTROL ACETATE- megestrol acetate suspension

TWi Pharmaceuticals, Inc.

HIGHLIGHTS OF PRESCRIBING INFORMATION

These highlights do not include all the information needed to use MEGESTROL ACETATE ORAL SUSPENSION safely and effectively. See full prescribing information for MEGESTROL ACETATE ORAL SUSPENSION.

MEGESTROL ACETATE oral suspension

Initial U.S. Approval: 1993

----- RECENT MAJOR CHANGES -----

Dosage and Administration (2.1)	12/2018
Warnings and Precautions (5.2)	12/2018

----- INDICATIONS AND USAGE -----

Megestrol acetate oral suspension is a progestin indicated for the treatment of anorexia, cachexia, or an unexplained significant weight loss in patients with a diagnosis of acquired immunodeficiency syndrome (AIDS) (1).

----- DOSAGE AND ADMINISTRATION -----

- Obtain a negative pregnancy test in females of reproductive potential prior to initiating treatment (2.1)
- The recommended adult initial dosage of megestrol acetate oral suspension is 625 mg/day (5 mL/day or one teaspoon daily) (2.2).
- Shake container well before using (2.2).

----- DOSAGE FORMS AND STRENGTHS -----

Oral suspension containing 125 mg of megestrol acetate per mL (3).

----- CONTRAINDICATIONS -----

- History of hypersensitivity to megestrol acetate or any component of the formulation (4).
- Pregnancy (4)(8.1).

----- WARNINGS AND PRECAUTIONS -----

- Use with caution in patients with a history of thromboembolic disease (5.1).
- Fetal Effects: May cause fetal harm. Females of reproductive potential should be advised to avoid becoming pregnant (5.2).
- Clinical cases of overt Cushing's Syndrome have been reported in association with the chronic use of megestrol acetate. In addition, clinical cases of adrenal insufficiency have been observed in patients receiving or being withdrawn from chronic megestrol acetate in the stressed and non-stressed state (5.3).
- New onset and exacerbation of pre-existing diabetes have been reported (5.4).

----- ADVERSE REACTIONS -----

The most common adverse events occurring in > 5% of all patients receiving 800mg/20mL of megestrol acetate oral suspension in the two clinical efficacy trials were nausea, diarrhea, impotence, rash, flatulence, hypertension, and asthenia (6.2).

To report SUSPECTED ADVERSE REACTIONS, contact TWi Pharmaceuticals, Inc. at 1-844-518-2989 or FDA at 1-800-FDA-1088 or www.fda.gov/medwatch.

----- DRUG INTERACTIONS -----

Due to a significant decrease in indinavir exposure, administration of a higher dose of indinavir should be considered when coadministering with megestrol acetate (7.1, 12.3).

----- USE IN SPECIFIC POPULATIONS -----

- *Lactation*: Women infected with HIV-1 should be instructed not to breastfeed due to the potential for HIV transmission (8.2).
- *Geriatrics*: In general, dose selection for an elderly patient should be cautious, usually starting at the low end of the dosing range, reflecting the greater frequency of decreased hepatic, renal or cardiac function, and of concomitant disease or other therapy (8.5).

See 17 for PATIENT COUNSELING INFORMATION.

Revised: 3/2023

FULL PRESCRIBING INFORMATION: CONTENTS*

1 INDICATIONS AND USAGE

2 DOSAGE AND ADMINISTRATION

- 2.1 Testing Prior to Megestrol Acetate Oral Suspension Administration
- 2.2 Dosing and Administration

3 DOSAGE FORMS AND STRENGTHS

4 CONTRAINDICATIONS

5 WARNINGS AND PRECAUTIONS

- 5.1 General
- 5.2 Fetal Toxicity
- 5.3 Adrenal Insufficiency
- 5.4 Diabetes

6 ADVERSE REACTIONS

- 6.1 Serious and Otherwise Important Adverse Reactions
- 6.2 Clinical Trial Experience
- 6.3 Postmarketing Experience

7 DRUG INTERACTIONS

- 7.1 Indinavir
- 7.2 Zidovudine and Rifabutin

8 USE IN SPECIFIC POPULATIONS

- 8.1 Pregnancy
- 8.2 Lactation
- 8.3 Females and Males of Reproductive Potential
- 8.4 Pediatric Use
- 8.5 Geriatric Use
- 8.6 Use in Women

10 OVERDOSAGE

11 DESCRIPTION

12 CLINICAL PHARMACOLOGY

- 12.1 Mechanism of Action
- 12.3 Pharmacokinetics

13 NONCLINICAL TOXICOLOGY

- 13.1 Carcinogenesis, Mutagenesis, Impairment of Fertility
- 13.2 Animal Pharmacology and/or Toxicology

14 CLINICAL STUDIES

16 HOW SUPPLIED/STORAGE AND HANDLING

- 16.1 How Supplied
- 16.2 Storage
- 16.3 Safe Handling

17 PATIENT COUNSELING INFORMATION

* Sections or subsections omitted from the full prescribing information are not listed.

FULL PRESCRIBING INFORMATION

1 INDICATIONS AND USAGE

Megestrol acetate oral suspension is indicated for the treatment of anorexia, cachexia, or an unexplained significant weight loss in patients with a diagnosis of acquired immunodeficiency syndrome (AIDS).

Limitations of Use

Therapy with megestrol acetate oral suspension for weight loss should only be instituted after treatable causes of weight loss are sought and addressed. These treatable causes include possible malignancies, systemic infections, gastrointestinal disorders affecting absorption, endocrine disease, renal disease or psychiatric diseases.

Megestrol acetate oral suspension is not intended for prophylactic use to avoid weight loss.

2 DOSAGE AND ADMINISTRATION

2.1 Testing Prior to Megestrol Acetate Oral Suspension Administration

- Obtain a negative pregnancy test in females of reproductive potential prior to initiating treatment with megestrol acetate oral suspension [see *Contraindications (4)*, *Warnings and Precautions (5.2)*, *Use in Specific Populations (8.1, 8.3)*].

2.2 Dosing and Administration

- The recommended adult initial dosage of megestrol acetate oral suspension is 625 mg/day (5 mL/day or one teaspoon daily).
- Shake the container well before using.
- This strength (125 mg/mL) is not substitutable with other strengths (e.g., 40 mg/mL). Refer to the prescribing information of the 40 mg/mL product for dosage recommendations for the 40 mg/mL strength.

3 DOSAGE FORMS AND STRENGTHS

Megestrol acetate oral suspension is milky white, lemon flavored, and contains 125 mg per mL.

4 CONTRAINDICATIONS

- History of hypersensitivity to megestrol acetate or any component of the formulation.
- Pregnancy [see *Warnings and Precautions (5.2)*, *Use in Specific Populations (8.1, 8.3)*].

5 WARNINGS AND PRECAUTIONS

5.1 General

- Effects on HIV viral replication have not been determined.

- Use with caution in patients with a history of thromboembolic disease.

5.2 Fetal Toxicity

Based on animal studies, megestrol acetate may cause fetal harm when administered to a pregnant woman. Pregnant rats treated with low doses of megestrol acetate resulted in a reduction in fetal weight and number of live births, and feminization of male fetuses. There are no available human data to assess for any drug associated risks of miscarriage, birth defects, or adverse maternal or fetal outcomes. If this drug is used during pregnancy, or if the patient becomes pregnant while taking (receiving) this drug, advise the patient of the potential hazard to the fetus [see *Use in Specific Populations (8.1)*, *Nonclinical Toxicology (13.1)*].

Obtain a pregnancy test in females of reproductive potential prior to initiating treatment with megestrol acetate oral suspension [see *Dosage and Administration (2.1)*]. Advise females of reproductive potential to use effective contraception while taking megestrol acetate oral suspension [see *Use in Specific Populations (8.3)*].

5.3 Adrenal Insufficiency

The glucocorticoid activity of megestrol acetate oral suspension has not been fully evaluated. Clinical cases of overt Cushing's Syndrome have been reported in association with the chronic use of megestrol acetate. In addition, clinical cases of adrenal insufficiency have been observed in patients receiving or being withdrawn from chronic megestrol acetate therapy in the stressed and non-stressed state. Furthermore, adrenocorticotropin (ACTH) stimulation testing has revealed the frequent occurrence of asymptomatic pituitary-adrenal suppression in patients treated with chronic megestrol acetate therapy. Therefore, the possibility of adrenal insufficiency should be considered in any patient receiving or being withdrawn from chronic megestrol acetate oral suspension therapy who presents with symptoms and/or signs suggestive of hypoadrenalism (e.g., hypotension, nausea, vomiting, dizziness, or weakness) in either the stressed or non-stressed state. Laboratory evaluation for adrenal insufficiency and consideration of replacement or stress doses of a rapidly acting glucocorticoid are strongly recommended in such patients. Failure to recognize inhibition of the hypothalamic-pituitary adrenal axis may result in death. Finally, in patients who are receiving or being withdrawn from chronic megestrol acetate oral suspension therapy, consideration should be given to the use of empiric therapy with stress doses of a rapidly acting glucocorticoid during stress or serious intercurrent illness (e.g., surgery, infection).

5.4 Diabetes

Clinical cases of new onset diabetes mellitus and exacerbation of pre-existing diabetes mellitus have been reported in association with the chronic use of megestrol acetate.

6 ADVERSE REACTIONS

6.1 Serious and Otherwise Important Adverse Reactions

The following serious reactions and otherwise important adverse drug reactions are discussed in greater detail in other sections of the labeling:

- Hypersensitivity [see Contraindications (4)]
- Thromboembolic Disease [see Warnings and Precautions (5.1)]
- Adrenal Insufficiency [see Warnings and Precautions (5.3)]
- Diabetes [see Warnings and Precautions (5.4)]

6.2 Clinical Trial Experience

Because clinical trials are conducted under widely varying conditions, adverse reactions observed in the clinical trials of a drug cannot be directly compared to rates in the clinical trials of another drug and may not reflect the rates observed in practice.

The safety of megestrol acetate oral suspension, 125 mg/mL was based on three studies of megestrol acetate oral suspension (40 mg/mL). The adverse reaction profile of these 3 studies are presented below.

Adverse events which occurred in at least 5% of patients in any arm of the two clinical efficacy trials and the open trial for megestrol acetate oral suspension are listed below by treatment group. All patients listed had at least one post baseline visit during the 12 study weeks.

Table 1: Adverse Events

Percentage of Patients Reporting Adverse Events							
	Trial 1 (N=236)				Trial 2 (N=87)		Open Label Trial
	Placebo				Placebo		
Megestrol Acetate mg/day	0	100	400	800	0	800	1200
No. of Patients	N=34	N=68	N=69	N=65	N=38	N=49	N=176
Diarrhea	15	13	8	15	8	6	10
Impotence	3	4	6	14	0	4	7
Rash	9	9	4	12	3	2	6
Flatulence	9	0	1	9	3	10	6
Hypertension	0	0	0	8	0	0	4
Asthenia	3	2	3	6	8	4	5
Insomnia	0	3	4	6	0	0	1
Nausea	9	4	0	5	3	4	5
Anemia	6	3	3	5	0	0	0
Fever	3	6	4	5	3	2	1
Libido Decreased	3	4	0	5	0	2	1
Dyspepsia	0	0	3	3	5	4	2
Hyperglycemia	3	0	6	3	0	0	3
Headache	6	10	1	3	3	0	3
Pain	6	0	0	2	5	6	4
Vomiting	9	3	0	2	3	6	4

Pneumonia	6	2	0	2	3	0	1
Urinary Frequency	0	0	1	2	5	2	1

Adverse events which occurred in 1% to 3% of all patients enrolled in the two clinical efficacy trials with at least one follow-up visit during the first 12 weeks of the study are listed below by body system. Adverse events occurring less than 1% are not included. There were no significant differences between incidence of these events in patients treated with megestrol acetate and patients treated with placebo.

Body as a Whole - abdominal pain, chest pain, infection, moniliasis and sarcoma

Cardiovascular System - cardiomyopathy and palpitation

Digestive System - constipation, dry mouth, hepatomegaly, increased salivation and oral moniliasis

Hemic and Lymphatic System - leukopenia

Metabolic and Nutritional - LDH increased, edema and peripheral edema

Nervous System - paresthesia, confusion, convulsion, depression, neuropathy, hypesthesia and abnormal thinking

Respiratory System - dyspnea, cough, pharyngitis and lung disorder

Skin and Appendages - alopecia, herpes, pruritus, vesiculobullous rash, sweating and skin disorder

Special Senses - amblyopia

Urogenital System - albuminuria, urinary incontinence, urinary tract infection and gynecomastia.

6.3 Postmarketing Experience

Postmarketing reports associated with megestrol acetate oral suspension include thromboembolic phenomena including thrombophlebitis, deep vein thrombosis, and pulmonary embolism; and glucose intolerance.

7 DRUG INTERACTIONS

7.1 Indinavir

Due to the significant decrease in the exposure of indinavir by megestrol acetate, administration of a higher dose of indinavir should be considered when coadministering with megestrol acetate [See *Clinical Pharmacology* (12.3)].

7.2 Zidovudine and Rifabutin

No dosage adjustment for zidovudine and rifabutin is needed when megestrol acetate is coadministered with these drugs [See *Clinical Pharmacology* (12.3)].

8 USE IN SPECIFIC POPULATIONS

8.1 Pregnancy

Risk Summary

Based on animal data, megestrol acetate may cause fetal harm when administered to a pregnant woman and is contraindicated during pregnancy [see *Contraindications (4)*]. There are no available human data to assess for any drug-associated risks of miscarriage, birth defects, or adverse maternal or fetal outcomes. There are no adequate animal developmental toxicity data at clinically relevant doses. Pregnant rats treated with low doses of megestrol acetate resulted in a reduction in fetal weight and number of live births, and feminization of male fetuses at doses below maximum recommended clinical dosing based on body surface area (see *Data*). Advise a pregnant woman of the potential risk to the fetus.

The estimated background risk of major birth defects and miscarriage for the indicated population is unknown. In the U.S. general population, the estimated background risk of major birth defects and of miscarriage in clinically recognized pregnancies is 2 to 4% and 15 to 20%, respectively.

Data

Reproduction studies were performed in pregnant rats at oral doses ranging from 0.05 to 12.5 mg/kg/day, which are below the maximum recommended clinical dose based on body surface area. Reduction in fetal weight and number of live births were observed at 12.5 mg/kg/day (5 times lower than the maximum clinical dose) when dams were dosed on days 12 through 18 of pregnancy. Feminization of male fetuses also occurred when dams were dosed on days 13 through 20 of pregnancy at 3 mg/kg/day, approximately 22 times below the maximum clinical dose.

8.2 Lactation

Risk Summary

The Centers for Disease Control and Prevention recommend that HIV-1 infected mothers not breastfeed their infants to avoid risking postnatal transmission of HIV-1. Megestrol acetate is present in human milk. There are no data on the effects of megestrol acetate on the breastfed infant or the effects on milk production. Because of the potential for HIV transmission and adverse effects on a breastfed infant, instruct mothers not to breastfeed if they are taking megestrol acetate oral suspension.

8.3 Females and Males of Reproductive Potential

Pregnancy testing

Pregnancy testing is recommended prior to treatment with megestrol acetate oral suspension [see *Dosage and Administration (2.1)*, *Use in Specific Populations (8.1)*].

Contraception

Megestrol acetate oral suspension may cause fetal harm when administered during pregnancy [see *Use in Specific Populations (8.1)*]. Advise females of reproductive potential to use effective contraception during treatment with megestrol acetate oral suspension.

8.4 Pediatric Use

Safety and effectiveness in pediatric patients have not been established.

8.5 Geriatric Use

Clinical studies of megestrol acetate oral suspension in the treatment of anorexia, cachexia, or an unexplained significant weight loss in patients with AIDS did not include sufficient numbers of patients aged 65 years and older to determine whether they respond differently than younger patients. Other reported clinical experience has not identified differences in responses between elderly and younger patients. In general, dose selection for an elderly patient should be cautious, usually starting at the low end of the dosing range, reflecting the greater frequency of decreased hepatic, renal, or cardiac function, and of concomitant disease or other drug therapy.

Megestrol acetate is known to be substantially excreted by the kidney, and the risk of toxic reactions to this drug may be greater in patients with impaired renal function. Because elderly patients are more likely to have decreased renal function, care should be taken in dose selection, and it may be useful to monitor renal function.

8.6 Use in Women

Megestrol acetate has had limited use in HIV infected women.

All 10 women in the clinical trials reported breakthrough bleeding. Megestrol acetate oral suspension is a progesterone derivative, which may induce vaginal bleeding in women.

10 OVERDOSAGE

No serious unexpected side effects have resulted from studies involving megestrol acetate oral suspension administered in dosages as high as 1200 mg/day. In post-marketing experience, limited reports of overdose have been received. Signs and symptoms reported in the context of overdose included diarrhea, nausea, abdominal pain, shortness of breath, cough, unsteady gait, listlessness, and chest pain. There is no specific antidote for overdose with megestrol acetate oral suspension. In case of overdose, appropriate supportive measures should be taken. Megestrol acetate has not been tested for dialyzability; however, due to its low solubility it is postulated that dialysis would not be an effective means of treating overdose.

11 DESCRIPTION

Megestrol acetate oral suspension contains megestrol acetate, a synthetic derivative of the naturally occurring steroid hormone, progesterone. Megestrol acetate is a white, crystalline solid chemically designated as 17-Hydroxy-6-methyl pregna-4,6-diene-3,20-dione acetate. Solubility at 37° C in water is 2 mcg per mL, solubility in plasma is 24 mcg per mL. Its molecular weight is 384.52.

The chemical formula is C₂₄H₃₂O₄ and the structural formula is represented as follows:

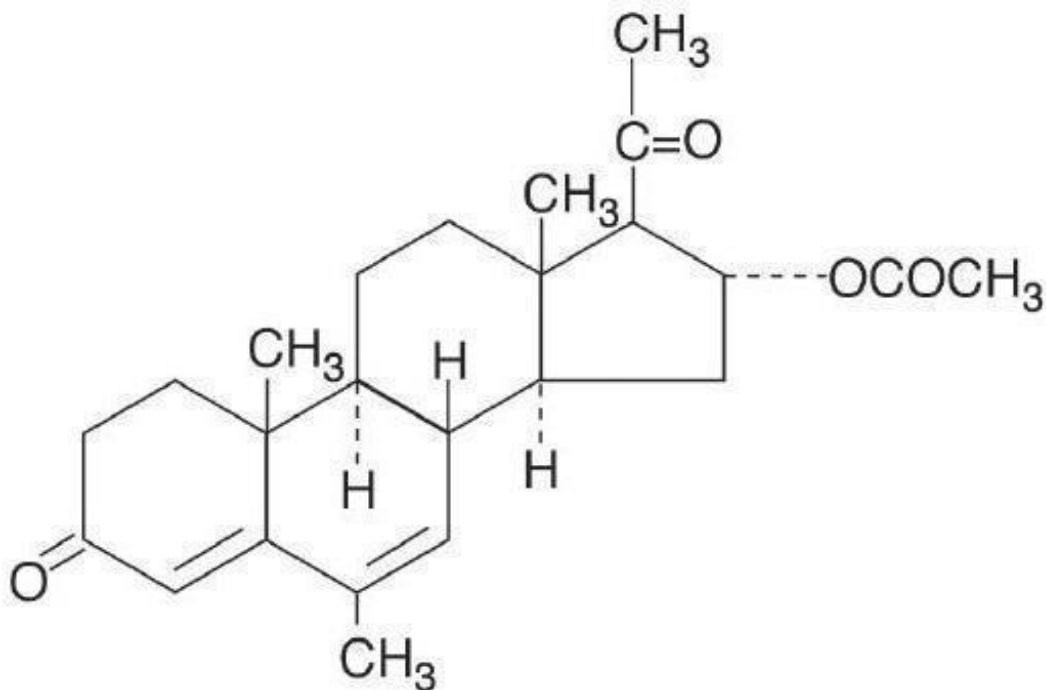


Figure 1: Megestrol Acetate Chemical Structure

Megestrol acetate oral suspension is an oral suspension containing 125 mg of megestrol acetate per mL.

Megestrol acetate oral suspension contains the following inactive ingredients: alcohol (max 0.07% v/v from flavor), citric acid monohydrate, hypromellose, lemon flavor, sodium benzoate, sodium citrate dihydrate, sodium lauryl sulfate, and sucrose.

The USP dissolution test is pending.

12 CLINICAL PHARMACOLOGY

12.1 Mechanism of Action

Several investigators have reported on the appetite enhancing property of megestrol acetate and its possible use in cachexia. The precise mechanism by which megestrol acetate produces effects in anorexia and cachexia is unknown at the present time.

12.3 Pharmacokinetics

Absorption and Distribution

Mean plasma concentrations of megestrol acetate after administration of 625 mg (125 mg/mL) of megestrol acetate oral suspension are equivalent under fed conditions to 800 mg (40 mg/mL) of megestrol acetate oral suspension in healthy volunteers.

In order to characterize the dose proportionality of megestrol acetate oral suspension, pharmacokinetic studies across a range of doses were conducted when administered under fasting and fed conditions. Pharmacokinetics of megestrol acetate was linear in the dosing range between 150 mg and 675 mg after megestrol acetate oral suspension administration regardless of meal condition. The mean peak plasma concentration

(C_{max}) and the mean area under the concentration time-curve (AUC) after a high fat meal were increased by 48% and 36%, respectively, compared to those under the fasting condition after 625 mg megestrol acetate oral suspension administration. This food effect is less than that seen for the original formulation, megestrol acetate 800 mg/20 mL, where a high fat meal significantly increased AUC and C_{max} of megestrol acetate to 2-fold and 7-fold, respectively, compared to those under the fasting condition. There was no difference in safety following administration in the fed state, therefore megestrol acetate oral suspension could be taken without regard to meals.

Plasma steady state pharmacokinetics of megestrol acetate was evaluated in 10 adult, cachectic male adult patients with acquired immunodeficiency syndrome (AIDS) and an involuntary weight loss greater than 10% of baseline who received single oral doses of 800 mg/day of megestrol acetate oral suspension for 21 days. The Mean ($\pm 1SD$) C_{max} of megestrol acetate was 753 (± 539) ng/mL. The mean AUC was 10476 (± 7788) ng x hr/mL. Median T_{max} value was five hours.

In another study, 24 asymptomatic HIV seropositive male adult subjects were dosed once daily with 750 mg of megestrol acetate oral suspension for 14 days. Mean C_{max} and AUC values were 490 (± 238) ng/mL and 6779 (± 3048) hr x ng/mL, respectively. The median T_{max} value was three hours. The mean C_{min} value was 202 (± 101) ng/mL. The mean % of fluctuation value was 107 (± 40).

Metabolism and Excretion

The major route of drug elimination in humans is urine. When radio-labeled megestrol acetate was administered to humans in doses of 4 to 90 mg, the urinary excretion within 10 days ranged from 56.5% to 78.4% (mean 66.4%) and fecal excretion ranged from 7.7% to 30.3% (mean 19.8%). The total recovered radioactivity varied between 83.1% and 94.7% (mean 86.2%).

Megestrol acetate metabolites which were identified in urine constituted 5% to 8% of the dose administered. Respiratory excretion as labeled carbon dioxide and fat storage may have accounted for at least part of the radioactivity not found in urine and feces.

The mean elimination half-life of megestrol ranged from 20 to 50 hours in healthy subjects.

Specific Populations

The pharmacokinetics of megestrol acetate has not been studied in specific population, for example, pediatric, renal impairment, and hepatic impairment.

Drug Interactions

The effects of indinavir, zidovudine or rifabutin on the pharmacokinetics of megestrol acetate were not studied.

Zidovudine

Pharmacokinetic studies show that there are no significant alterations in exposure of zidovudine when megestrol acetate is administered with this drug.

Rifabutin

Pharmacokinetic studies show that there are no significant alterations in exposure of rifabutin when megestrol acetate is administered with this drug.

Indinavir

A pharmacokinetic study in healthy male subjects demonstrated that coadministration of megestrol acetate (675 mg for 14 days) and indinavir (single dose 800 mg) results in a significant decrease in the pharmacokinetic parameters ($\sim 32\%$ for C_{\max} and $\sim 21\%$ for AUC) of indinavir.

13 NONCLINICAL TOXICOLOGY

13.1 Carcinogenesis, Mutagenesis, Impairment of Fertility

Data on carcinogenesis were obtained from studies conducted in dogs, monkeys and rats treated with megestrol acetate at doses below the recommended clinical dose based on body surface area. No males were used in the dog and monkey studies. In female beagles, megestrol acetate (0.01, 0.1 or 0.25 mg/kg/day) administered for up to 7 years induced both benign and malignant tumors of the breast at doses greater than or equal to 0.01 mg/kg/day, approximately 75 to 187 times below the maximum clinical dose. In female monkeys, no tumors were found following 10 years of treatment with 0.01, 0.1 or 0.5 mg/kg/day megestrol acetate, up to 65 times below the maximum clinical dose. Pituitary tumors were observed in female rats treated for 2 years with 3.9 or 10 mg/kg/day of megestrol acetate, approximately 6 to 17 times below the maximum clinical dose. The relationship of these tumors in rats and dogs to humans is unknown but should be considered in assessing the risk-to-benefit ratio when prescribing megestrol acetate oral suspension and in surveillance of patients on therapy.

Megestrol acetate induced unscheduled DNA synthesis in primary cultures of human hepatocytes, but not in rat hepatocytes. Megestrol administered to mice increased the frequency of sister chromatid exchange and chromosomal aberrations in bone marrow cells after single intraperitoneal doses of 16.25 and 32.50 mg/kg.

Impaired reproductive capability was observed in male offspring born to female rats treated during gestation days 13 through 20 with oral doses greater than or equal to 3 mg/kg/day megestrol, approximately 22 times below the maximum clinical dose. Female dogs treated daily with megestrol oral capsules for 7 years experienced a complete cessation of estrus activity and ovulation at doses of 0.1, or 0.25 mg/kg/day, approximately 187 and 75 times below the maximum clinical dose, respectively.

13.2 Animal Pharmacology and/or Toxicology

Long-term treatment with megestrol acetate oral suspension may increase the risk of respiratory infections. A trend toward increased frequency of respiratory infections, decreased lymphocyte counts and increased neutrophil counts was observed in a two-year chronic toxicity/carcinogenicity study of megestrol acetate conducted in rats.

14 CLINICAL STUDIES

The efficacy of megestrol acetate oral suspension, 125 mg/mL, was based on two trials of megestrol acetate oral suspension (40 mg/mL). These two trials are described below.

Trial 1

One was a multicenter, randomized, double-blind, placebo-controlled study comparing

megestrol acetate (MA) at doses of 100 mg, 400 mg, and 800 mg per day versus placebo in AIDS patients with anorexia/cachexia and significant weight loss. Of the 270 patients entered on study, 195 met all inclusion/exclusion criteria, had at least two additional post baseline weight measurements over a 12 week period or had one post baseline weight measurement but dropped out for therapeutic failure. The percent of patients gaining 2.3 kg or more at maximum weight gain in 12 study weeks was statistically significantly greater for the 800 mg (64%) and 400 mg (57%) MA-treated groups than for the placebo group (24%). Mean weight increased from baseline to last evaluation in 12 study weeks in the 800 mg MA-treated group by 3.5 kg, the 400 mg MA group by 1.9 kg, the 100 mg MA group by 0.9 kg and decreased in the placebo group by 0.7 kg. Mean weight changes at 4, 8 and 12 weeks for patients evaluable for efficacy in the two clinical trials is shown graphically. Changes in body composition during the 12 study weeks as measured by bioelectrical impedance analysis showed increases in non-water body weight in the MA-treated groups. In addition, edema developed or worsened in only 3 patients.

Greater percentages of MA-treated patients in the 800 mg group (89%), the 400 mg group (68%) and the 100 mg group (72%), than in the placebo group (50%), showed an improvement in appetite at last evaluation during the 12 study weeks. A statistically significant difference was observed between the 800 mg MA-treated group and the placebo group in the change in caloric intake from baseline to time of maximum weight change. Patients were asked to assess weight change, appetite, appearance, and overall perception of well-being in a 9 question survey. At maximum weight change only the 800 mg MA-treated group gave responses that were statistically significantly more favorable to all questions when compared to the placebo-treated group. A dose response was noted in the survey with positive responses correlating with higher dose for all questions.

Trial 2

The second trial was a multicenter, randomized, double-blind, placebo-controlled study comparing megestrol acetate 800 mg/day versus placebo in AIDS patients with anorexia/cachexia and significant weight loss. Of the 100 patients entered on study, 65 met all inclusion/exclusion criteria, had at least two additional post baseline weight measurements over a 12 week period or had one post baseline weight measurement but dropped out for therapeutic failure. Patients in the 800 mg MA-treated group had a statistically significantly larger increase in mean maximum weight change than patients in the placebo group. From baseline to study week 12, mean weight increased by 5.1 kg in the MA-treated group and decreased 1.0 kg in the placebo group. Changes in body composition as measured by bioelectrical impedance analysis showed increases in non-water weight in the MA-treated group (*see Clinical Studies table*). No edema was reported in the MA-treated group. A greater percentage of MA-treated patients (67%) than placebo-treated patients (38%) showed an improvement in appetite at last evaluation during the 12 study weeks; this difference was statistically significant. There were no statistically significant differences between treatment groups in mean caloric change or in daily caloric intake at time to maximum weight change. In the same 9 question survey referenced in the first trial, patients' assessments of weight change, appetite, appearance, and overall perception of well-being showed increases in mean scores in MA-treated patients as compared to the placebo group.

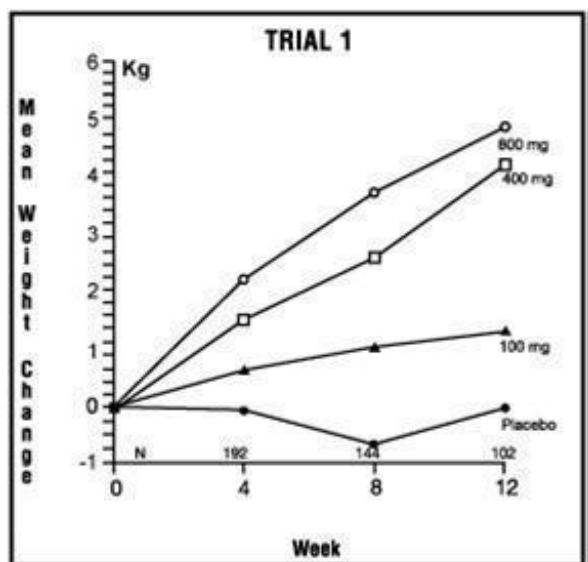
In both trials, patients tolerated the drug well and no statistically significant differences were seen between the treatment groups with regard to laboratory abnormalities, new

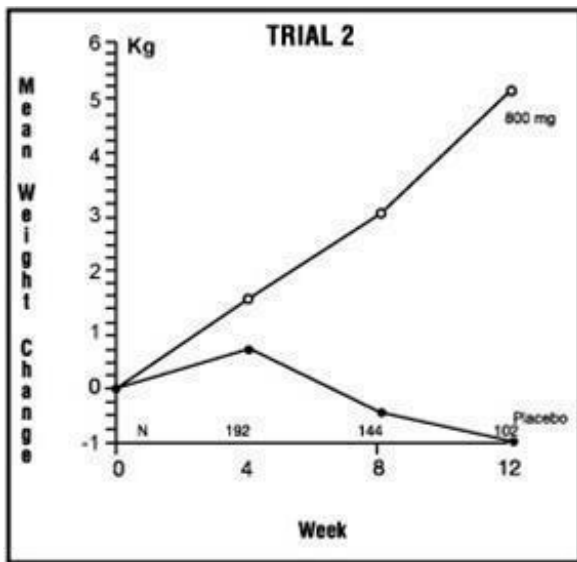
opportunistic infections, lymphocyte counts, T4 counts, T8 counts, or skin reactivity tests [see Adverse Reactions (6)].

Table 2: Megestrol Acetate Oral Suspension Clinical Efficacy Trials

	Trial 1 Study Accrual Dates 11/88 to 12/90				Trial 2 Study Accrual Dates 5/89 to 4/91	
Megestrol Acetate, mg/day	0	100	400	800	0	800
• Entered Patients	38	82	75	75	48	52
• Evaluable Patients	28	61	53	53	29	36
Mean Change in Weight (kg)						
• Baseline to 12 Weeks	0.0	1.3	4.2	4.9	-1.0	5.1
% Patients ≥2.3 kg Gain						
• at Last Evaluation in 12 Weeks	21	44	57	64	28	47
• Mean Changes in Body Composition*:						
• Fat Body Mass (kg)	0.0	1.0	1.3	2.5	0.7	2.6
• Lean Body Mass (kg)	-0.8	-0.1	0.7	1.1	-0.7	-0.3
• Water (liters)	-1.3	-0.3	0.0	0.0	-0.1	-0.1
% Patients With Improved Appetite:						
• At Time of Maximum						
• Weight Change	50	72	72	93	48	69
• At Last Evaluation in 12 Weeks	50	72	68	89	38	67
Mean Change in Daily Caloric Intake:						
• Baseline to Time of Maximum						
• Weight Change	-107	326	308	646	30	464

*Based on bioelectrical impedance analysis determinations at last evaluation in 12 weeks.





16 HOW SUPPLIED/STORAGE AND HANDLING

16.1 How Supplied

Megestrol acetate oral suspension is a milky white, lemon-lime flavored oral suspension containing 125 mg per mL. Available in bottles of 150 mL (5 fl oz) NDC 24979-041-13.

16.2 Storage

Store megestrol acetate oral suspension between 20° to 25° C (68° to 77° F) and dispense in a tight container. Protect from heat.

16.3 Safe Handling

Health Hazard Data

There is no threshold limit value established by OSHA, NIOSH, or ACGIH. Exposure or overdose at levels approaching recommended dosing levels could result in side effects described above [see *Warnings and Precautions (5) and Adverse Reactions (6)*]. Women at risk of pregnancy should avoid such exposure.

17 PATIENT COUNSELING INFORMATION

023The prescriber should inform the patient about the product differences to avoid overdosing or underdosing of megestrol acetate. The recommended adult dosage of megestrol acetate oral suspension is one teaspoon (5 mL) once a day [see *Dosage and Administration (2)*].

Patients using megestrol acetate oral suspension should receive the following instructions:

- This medication is to be used as directed by the physician.
- Megestrol acetate oral suspension (625 mg/5 mL) does not contain the same amount of megestrol acetate as Megace oral suspension or any of the other megestrol acetate oral suspensions. Megestrol acetate oral suspension contains 625 mg of megestrol acetate per 5 mL (125mg/mL) whereas Megace oral suspension and other

megestrol acetate oral suspensions contain 800 mg per 20 mL (40 mg/mL).

- Report any adverse reaction experiences while taking this medication.
- Fetal Toxicity [see Warnings and Precautions (5.2), Use in Specific Populations (8.1, 8.3)]
 - Advise pregnant women and females of reproductive potential of the potential risk to a fetus. Advise females to inform their healthcare provider of a known or suspected pregnancy.
 - Advise female patients of reproductive potential to use effective contraception during treatment with megestrol acetate oral suspension.
- Lactation [see Use in Specific Populations (8.2)]
 - Advise mothers not to breastfeed because of the risk of passing the HIV-1 virus to the baby in breast milk.

Manufactured for:



TWi Pharmaceuticals USA, Inc.

Paramus, NJ 07652

Manufactured by:

TWi Pharmaceuticals, Inc.

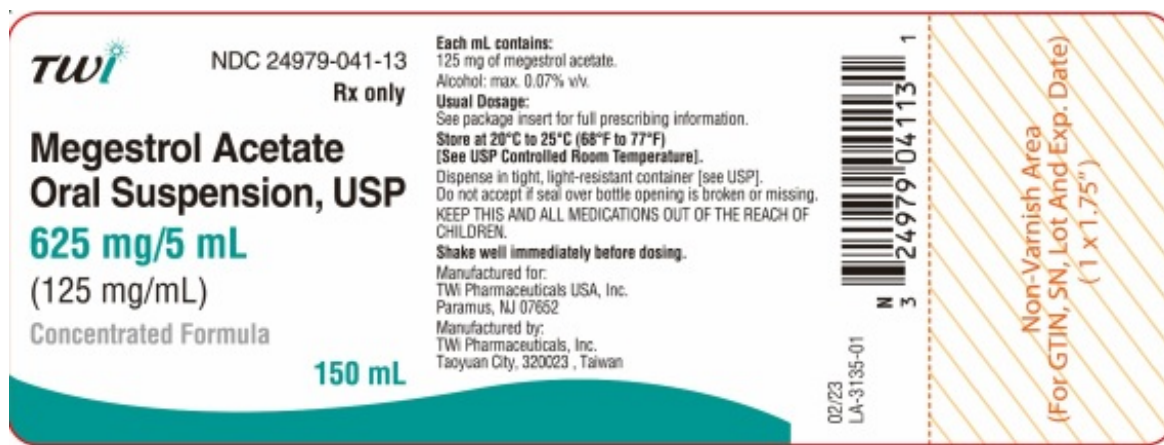
Taoyuan City, 320023, Taiwan

LA-3136-01

Revised: 03/23

Megace® is a registered trademark of Bristol-Myers Squibb Company licensed to Endo Pharmaceuticals Inc.

PRINCIPAL DISPLAY PANEL - 150 mL Bottle Label



MEGESTROL ACETATE

megestrol acetate suspension

Product Information

Product Type	HUMAN PRESCRIPTION DRUG	Item Code (Source)	NDC:24979-041
Route of Administration	ORAL		

Active Ingredient/Active Moiety

Ingredient Name	Basis of Strength	Strength
Megestrol Acetate (UNII: TJ2M0FR8ES) (MEGESTROL - UNII:EA6LD1M70M)	Megestrol Acetate	125 mg in 1 mL

Inactive Ingredients

Ingredient Name	Strength
HYPROMELLOSE 2910 (3 MPA.S) (UNII: 0VUT3PMY82)	
SODIUM LAURYL SULFATE (UNII: 368GB5141J)	
SODIUM BENZOATE (UNII: OJ245FE5EU)	
TRISODIUM CITRATE DIHYDRATE (UNII: B22547B95K)	
SUCROSE (UNII: C151H8M554)	
ALCOHOL (UNII: 3K9958V90M)	

Product Characteristics

Color		Score	
Shape		Size	
Flavor	LEMON	Imprint Code	
Contains			

Packaging

#	Item Code	Package Description	Marketing Start Date	Marketing End Date
1	NDC:24979-041-13	150 mL in 1 BOTTLE; Type 0: Not a Combination Product	07/28/2015	

Marketing Information

Marketing Category	Application Number or Monograph Citation	Marketing Start Date	Marketing End Date
ANDA	ANDA203139	03/01/2015	

Labeler - TWi Pharmaceuticals, Inc. (658402052)**Registrant** - TWi Pharmaceuticals, Inc. (658402052)**Establishment**

Name	Address	ID/FEI	Business Operations
-------------	----------------	---------------	----------------------------

TW Pharmaceuticals, Inc. Zhongli Plant		658863394	manufacture(24979-041) , analysis(24979-041) , pack(24979-041)
--	--	-----------	--

Establishment

Name	Address	ID/FEI	Business Operations
TW Pharmaceuticals, Inc. Zhongli Plant Building II		658869462	manufacture(24979-041) , analysis(24979-041) , pack(24979-041)

Establishment

Name	Address	ID/FEI	Business Operations
BORA PHARMACEUTICAL LABORATORIES INC.		656139511	label(24979-041)

Revised: 11/2023

TW Pharmaceuticals, Inc.