

ANDEXXA- andexanet alfa injection, powder, lyophilized, for solution AstraZeneca Pharmaceuticals LP

HIGHLIGHTS OF PRESCRIBING INFORMATION

These highlights do not include all the information needed to use ANDEXXA safely and effectively. See Full Prescribing Information for ANDEXXA.

**ANDEXXA® (coagulation factor Xa (recombinant), inactivated-zhzo)
Lyophilized powder for solution for intravenous injection
Initial U.S. Approval: 2018**

WARNING: THROMBOEMBOLIC RISKS, ISCHEMIC RISKS, CARDIAC ARREST, and SUDDEN DEATHS

See full prescribing information for complete boxed warning

Treatment with ANDEXXA has been associated with serious and life-threatening adverse events, including: (5.1)

- Arterial and venous thromboembolic events
- Ischemic events, including myocardial infarction and ischemic stroke
- Cardiac arrest
- Sudden deaths

Monitor for thromboembolic events and initiate anticoagulation when medically appropriate. Monitor for symptoms and signs that precede cardiac arrest and provide treatment as needed.

RECENT MAJOR CHANGES

Warnings and Precautions (5.2) 03/2025

INDICATIONS AND USAGE

ANDEXXA (coagulation factor Xa (recombinant), inactivated-zhzo) is a recombinant modified human factor Xa (FXa) protein indicated for patients treated with rivaroxaban or apixaban, when reversal of anticoagulation is needed due to life-threatening or uncontrolled bleeding. (1)

This indication is approved under accelerated approval based on the change from baseline in anti-FXa activity in healthy volunteers. An improvement in hemostasis has not been established. Continued approval for this indication may be contingent upon the results of studies that demonstrate an improvement in hemostasis in patients. (1, 14)

Limitations of Use

ANDEXXA has not been shown to be effective for, and is not indicated for, the treatment of bleeding related to any FXa inhibitors other than apixaban or rivaroxaban. (1)

DOSAGE AND ADMINISTRATION

For intravenous (IV) use only.

- Dose ANDEXXA based on the specific FXa inhibitor, dose of FXa inhibitor, and time since the patient's last dose of FXa inhibitor. (2)
- Administer as an IV bolus, with a target rate of 30 mg/min, followed by continuous infusion for 120 minutes. (2.3)
- There are two dosing regimens:

Dose*	Initial IV Bolus	Follow-On IV Infusion
Low Dose	400 mg at a target rate of 30 mg/min	4 mg/min for 120 minutes
High Dose	800 mg at a target rate of 30 mg/min	8 mg/min for 120 minutes

* The safety and effectiveness of more than one dose have not been evaluated. (2.1)

DOSAGE FORMS AND STRENGTHS

ANDEXXA is available as a lyophilized powder in single-dose vials of 200 mg of coagulation factor Xa

(recombinant), inactivated-zhzo. (3)

-----**CONTRAINDICATIONS**-----

None. (4)

-----**WARNINGS AND PRECAUTIONS**-----

- Arterial and venous thromboembolic events, ischemic events, and cardiac events, including sudden death, have occurred during treatment with ANDEXXA. Resume anticoagulant therapy as soon as medically appropriate following treatment with ANDEXXA. (5.1)
- Unresponsiveness to unfractionated heparin has been reported following ANDEXXA administration. (5.2)
- Re-elevation or incomplete reversal of anticoagulant activity can occur. (5.3)

-----**ADVERSE REACTIONS**-----

The most common adverse reactions ($\geq 5\%$) in bleeding patients receiving ANDEXXA were urinary tract infections and pneumonia. (6.1)

To report SUSPECTED ADVERSE REACTIONS, contact AstraZeneca at 1-800-236-9933 or FDA at 1-800-FDA-1088 or www.fda.gov/medwatch.

-----**DRUG INTERACTIONS**-----

Do not use unfractionated heparin following ANDEXXA administration due to unresponsiveness characterized by non-prolongation of activated clotting times (7.1).

See full prescribing information for details on drug interactions.

See 17 for PATIENT COUNSELING INFORMATION.

Revised: 3/2025

FULL PRESCRIBING INFORMATION: CONTENTS*

WARNING: THROMBOEMBOLIC RISKS, ISCHEMIC RISKS, CARDIAC ARREST, AND SUDDEN DEATHS

1 INDICATIONS AND USAGE

2 DOSAGE AND ADMINISTRATION

2.1 Dose

2.2 Reconstitution

2.3 Administration

2.4 Restarting Anticoagulant Therapy

3 DOSAGE FORMS AND STRENGTHS

4 CONTRAINDICATIONS

5 WARNINGS AND PRECAUTIONS

5.1 Thromboembolic and Ischemic Risks

5.2 Unresponsiveness to Unfractionated Heparin

5.3 Re-elevation or Incomplete Reversal of Anti-FXa Activity

6 ADVERSE REACTIONS

6.1 Clinical Trials Experience

6.2 Postmarketing Experience

7 DRUG INTERACTIONS

7.1 Use with Unfractionated Heparin

7.2 Interference of ANDEXXA with Anti-FXa Activity Test

8 USE IN SPECIFIC POPULATIONS

8.1 Pregnancy

8.2 Lactation

8.4 Pediatric Use

8.5 Geriatric Use

11 DESCRIPTION

12 CLINICAL PHARMACOLOGY

- 12.1 Mechanism of Action
- 12.2 Pharmacodynamics
- 12.3 Pharmacokinetics
- 12.6 Immunogenicity

13 NONCLINICAL TOXICOLOGY

- 13.1 Carcinogenesis, Mutagenesis, Impairment of Fertility

14 CLINICAL STUDIES

16 HOW SUPPLIED/STORAGE AND HANDLING

17 PATIENT COUNSELING INFORMATION

* Sections or subsections omitted from the full prescribing information are not listed.

FULL PRESCRIBING INFORMATION

WARNING: THROMBOEMBOLIC RISKS, ISCHEMIC RISKS, CARDIAC ARREST, AND SUDDEN DEATHS

Treatment with ANDEXXA has been associated with serious and life-threatening adverse events, including: (5.1)

- **Arterial and venous thromboembolic events**
- **Ischemic events, including myocardial infarction and ischemic stroke**
- **Cardiac arrest**
- **Sudden deaths**

Monitor for thromboembolic events and initiate anticoagulation when medically appropriate. Monitor for symptoms and signs that precede cardiac arrest and provide treatment as needed.

1 INDICATIONS AND USAGE

ANDEXXA is indicated for patients treated with rivaroxaban or apixaban, when reversal of anticoagulation is needed due to life-threatening or uncontrolled bleeding.

This indication is approved under accelerated approval based on the change from baseline in anti-FXa activity in healthy volunteers [see *Clinical Studies (14)*]. An improvement in hemostasis has not been established. Continued approval for this indication may be contingent upon the results of studies that demonstrate an improvement in hemostasis in patients.

Limitations of Use

ANDEXXA has not been shown to be effective for, and is not indicated for, the treatment of bleeding related to any FXa inhibitors other than apixaban or rivaroxaban.

2 DOSAGE AND ADMINISTRATION

2.1 Dose

For intravenous (IV) use only.

There are two dosing regimens (see Table 1). The safety and efficacy of an additional dose have not been established.

Table 1: ANDEXXA Dosing Regimens

Dose*	Initial IV Bolus	Follow-On IV Infusion	Total Number of 200 mg Vials
Low Dose	400 mg at a target rate of 30 mg/min	4 mg/min for 120 minutes (480 mg)	5 (2 vials bolus + 3 vials infusion)
High Dose	800 mg at a target rate of 30 mg/min	8 mg/min for 120 minutes (960 mg)	9 (4 vials bolus + 5 vials infusion)

* The safety and effectiveness of more than one dose have not been evaluated.

The recommended dosing of ANDEXXA is based on the specific FXa inhibitor, dose of FXa inhibitor, and time since the patient's last dose of FXa inhibitor (see Table 2).

Table 2: ANDEXXA Dose Based on Rivaroxaban or Apixaban Dose (Timing of Last Dose of FXa Inhibitor before ANDEXXA Initiation)

FXa Inhibitor	FXa Inhibitor Last Dose	< 8 Hours or Unknown	≥ 8 Hours
Rivaroxaban	≤ 10 mg	Low Dose	Low Dose
	> 10 mg or Unknown	High Dose	
Apixaban	≤ 5 mg	Low Dose	
	> 5 mg or Unknown	High Dose	

2.2 Reconstitution

- The reconstituted solution contains coagulation factor Xa (recombinant), inactivated-zhzo at a concentration of 10 mg/mL.
- Reconstituted ANDEXXA in vials is stable at room temperature for up to eight hours, or may be stored for up to 24 hours at 2°C to 8°C (36°F to 46°F).

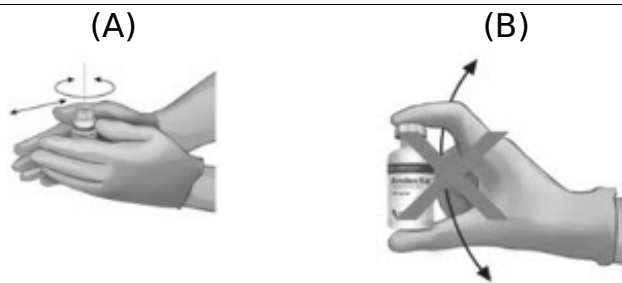
- Reconstituted ANDEXXA in IV bags is stable at room temperature for up to eight hours.

IV Bolus Preparation

Determine total number of vials required (see Table 1).
 200 mg vials:
 Reconstitute the 200 mg vial of ANDEXXA with 20 mL of Sterile Water for Injection (SWFI).
 Use a 20-mL (or larger) syringe and 20-gauge (or smaller in diameter, e.g., 21-gauge) needle. Slowly inject the SWFI, directing the solution onto the inside wall of the vial to minimize foaming.
 To reduce the total reconstitution time needed during preparation, reconstitute all required vials in succession.

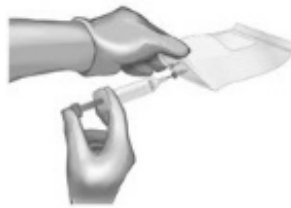


To ensure dissolution of the cake or powder, gently swirl each vial until complete dissolution of powder occurs (A). Do not shake (B); shaking could lead to foaming.
 Typical dissolution time for each vial is approximately three to five minutes. If dissolution is incomplete, discard the vial, and do not use the product.
 Upon reconstitution, the parenteral drug product should be inspected visually for particulate matter and discoloration prior to administration.



Use 40-mL (or larger) syringe with a 20-gauge (or smaller in diameter,

e.g., 21-gauge) needle to withdraw the reconstituted ANDEXXA solution from each of the vials until the required dosing volume is achieved. Note the total volume withdrawn into the syringe. Transfer the ANDEXXA solution from the syringe into an empty polyolefin or polyvinyl chloride IV bag with a volume of 250 mL or less.



Discard the syringe and needle.

Discard the vials, including any unused portion.

Continuous IV Infusion Preparation

- Follow the same procedure outlined above for IV bolus preparation. Reconstitute the total number of vials needed based on the dose requirements. More than one 40 to 60 mL syringe, or an equivalent 100-mL syringe, may be used for transfer of reconstituted solution to the IV bag.
- Infusion will require a 0.2 or 0.22 micron in-line polyethersulfone or equivalent low protein-binding filter.

2.3 Administration

- Upon reconstitution, the parenteral drug product should be inspected visually for particulate matter and discoloration prior to administration.
- Administer ANDEXXA intravenously, using a 0.2 or 0.22 micron in-line polyethersulfone or equivalent low protein-binding filter.
- Start the bolus at a target rate of approximately 30 mg/min.
- Within two minutes following the bolus dose, administer the continuous IV infusion for 120 minutes.

2.4 Restarting Anticoagulant Therapy

Patients treated with FXa inhibitor therapy have underlying disease states that predispose them to thromboembolic events. Reversing FXa inhibitor therapy exposes patients to the thrombotic risk of their underlying disease. To reduce the risk of thrombosis, resume anticoagulant therapy as soon as medically appropriate following treatment with ANDEXXA.

3 DOSAGE FORMS AND STRENGTHS

ANDEXXA is available as a white to off-white lyophilized powder in single-dose vials of 200 mg of coagulation factor Xa (recombinant), inactivated-zhzo.

4 CONTRAINDICATIONS

None.

5 WARNINGS AND PRECAUTIONS

5.1 Thromboembolic and Ischemic Risks

The thromboembolic and ischemic risks were assessed in 419 bleeding -patients in the ANNEXA-4 study who received ANDEXXA and were treated with apixaban or rivaroxaban. There were 45/419 (10.7%) patients who experienced a thrombotic event. The median time to first event was 10 days, and 17 patients experienced the event within three days of treatment. Of the 419 patients who received ANDEXXA, 266 received at least one anticoagulation dose within 30 days after treatment as a prophylactic measure. Of these 266 patients, 14 patients (5.3%) had a thrombotic event after resumption [see *Adverse Reactions (6.1)*].

Monitor patients treated with ANDEXXA for signs and symptoms of arterial and venous thromboembolic events, ischemic events, and cardiac arrest. To reduce thromboembolic risk, resume anticoagulant therapy as soon as medically appropriate following treatment with ANDEXXA [see *Dosage and Administration (2.4)*].

The safety of ANDEXXA has not been evaluated in patients who experienced thromboembolic events or disseminated intravascular coagulation within two weeks prior to the life-threatening bleeding event requiring treatment with ANDEXXA. Safety of ANDEXXA also has not been evaluated in patients who received prothrombin complex concentrates, recombinant factor VIIa, or whole blood products within seven days prior to the bleeding event.

5.2 Unresponsiveness to Unfractionated Heparin

Unresponsiveness to unfractionated heparin leading to non-prolongation of activated clotting times and serious thrombotic events has occurred following ANDEXXA administration. [see *Postmarketing Experience (6.2)*].

Do not use ANDEXXA for the reversal of direct FXa inhibitors (apixaban and rivaroxaban) prior to heparinization. If anticoagulation is needed, use an alternative anticoagulant to heparin

Use of ANDEXXA as an antidote for heparin has not been established.

5.3 Re-elevation or Incomplete Reversal of Anti-FXa Activity

The time course of anti-FXa activity following ANDEXXA administration was consistent among the healthy volunteer studies and the ANNEXA-4 study in bleeding patients [see *Clinical Studies (14)*]. Compared to baseline, there was a rapid and substantial decrease in anti-FXa activity corresponding to the ANDEXXA bolus. This decrease was sustained through the end of the ANDEXXA continuous infusion. The anti-FXa activity returned to the placebo levels approximately two hours after completion of a bolus or continuous infusion. Subsequently, the anti-FXa activity decreased at a rate similar to the clearance of the FXa inhibitors.

A total of 114 patients from ANNEXA-4 were anticoagulated with apixaban or rivaroxaban and had elevated baseline levels of anti-FXa (>150 ng/mL for apixaban and >300 ng/mL for rivaroxaban). After administration of ANDEXXA, these patients experienced decreased anti-FXa activity levels, with median reductions of 96% for rivaroxaban and 92% for apixaban.

6 ADVERSE REACTIONS

6.1 Clinical Trials Experience

Because clinical trials are conducted under widely varying conditions, adverse reaction rates observed in the clinical trials of a drug cannot be directly compared to rates in the clinical trials of another drug and may not reflect the rates observed in clinical practice.

The most common adverse reactions ($\geq 5\%$) in bleeding patients receiving ANDEXXA were urinary tract infections and pneumonia.

In Study 3 (ANNEXA-4), four hundred and seventy-seven patients with acute major bleeding were enrolled and received ANDEXXA. Of these 477 patients, 419 patients were treated with apixaban (245/419; 58.5%) or rivaroxaban (174/419; 41.5%). Most patients had received apixaban or rivaroxaban as anticoagulation treatment for atrial fibrillation (348/419; 83%) or venous thromboembolism (65/419; 16%). In the majority of patients, ANDEXXA was used to reverse anticoagulant therapy following either an intracranial hemorrhage (289/419; 69%) or a gastrointestinal bleed (95/419; 23%), with the remaining patients (35/419; 8.4%) experiencing bleeding at other sites. Patients were assessed at a Day 30 follow-up visit following infusion with ANDEXXA.

Deaths

In the ANNEXA-4 study, of the 419 patients in the safety population who were treated with apixaban or rivaroxaban, there were 75 deaths (18%). There were 37 cardiovascular deaths related to bleeding, 19 deaths that were cardiovascular and not related to bleeding, 14 that were non-cardiovascular, and 5 deaths had an uncertain or unknown cause. The average time to death was 15 days after treatment. All patients died prior to Day 45. Of the 75 patients who died, the initial bleeding event was intracranial bleeding in 55 (73%), gastrointestinal bleeding in 14 (19%), and other bleeding types in 6 (8%) patients.

Thromboembolic and Ischemic Events

In the Study 3 (ANNEXA-4), 45/419 (10.7%) patients experienced one or more of the following thromboembolic events: cerebrovascular accident (CVA) (19/45; 42%), deep venous thrombosis (11/45; 24%), myocardial infarction (9/45; 20%), pulmonary embolism (5/45; 11%), and transient ischemic attack (1/45; 2%). The median time to event was ten days. A total of 38% of patients with thromboembolic events (17/45) experienced the thromboembolic event during the first three days. Of the 419 patients who received ANDEXXA, 282 (67.3%) received any form of re-anticoagulation within 30 days after treatment. Of these 282 patients, 16 received anticoagulation in response to a thrombotic event, while 266 received the anticoagulation as a prophylactic. Of these 266, 14 patients (5.3%) had a thrombotic event after resumption of anticoagulation; while of the 153 patients who did not receive anticoagulation as a prophylactic, 31 (20.3%) had a thrombotic event. No patient had a thrombotic event after resumption of

oral anticoagulation [see *Warnings and Precautions (5.1)*].

Infusion-Related Reactions

In the ANNEXA-4 study, 2/419 (0.5%) patients experienced an infusion-related reaction, neither of which were assessed as severe (1 moderate; 1 mild). Reported signs and symptoms were transient and included rigors, chills, hypertension, oxygen desaturation, agitation and confusion.

6.2 Postmarketing Experience

The following adverse reactions have been identified during post-approval use of ANDEXXA.

Because these reactions are reported voluntarily from a population of uncertain size, it is not always possible to reliably estimate their frequency or establish a causal relationship to drug exposure.

General disorders and administration site conditions: heparin resistance [see *Unresponsiveness to Unfractionated Heparin (5.2)*] and [see *Use with Unfractionated Heparin (7.1)*].

7 DRUG INTERACTIONS

7.1 Use with Unfractionated Heparin

Unresponsiveness to unfractionated heparin has occurred following ANDEXXA administration, characterized by non-prolongation of activated clotting times and requirement for increased dosing of heparin. Do not use unfractionated heparin following ANDEXXA administration.

7.2 Interference of ANDEXXA with Anti-FXa Activity Test

Current commercial clinical anti-FXa-activity assays are unsuitable for measuring FXa activity following administration of ANDEXXA. Due to the reversible binding of ANDEXXA to the FXa inhibitor, the high sample dilution currently used in commercial clinical assays promotes dissociation of the inhibitor from ANDEXXA, resulting in detection of erroneously elevated anti-FXa activity levels, thereby causing an underestimation of the reversal activity of ANDEXXA.

8 USE IN SPECIFIC POPULATIONS

8.1 Pregnancy

Risk Summary

There are no adequate and well-controlled studies of ANDEXXA in pregnant women to inform patients of associated risks. Animal reproductive and developmental studies have not been conducted with ANDEXXA.

In the U.S. general population, the estimated background risk of major birth defects and miscarriage in clinically recognized pregnancies is 2% to 4% and 15% to 20%, respectively.

Labor or Delivery

The safety and effectiveness of ANDEXXA during labor and delivery have not been evaluated.

8.2 Lactation

Risk Summary

There is no information regarding the presence of ANDEXXA in human milk, the effects on the breastfed child, or the effects on milk production.

The developmental and health benefits of breastfeeding should be considered along with the mother's clinical need for ANDEXXA and any potential adverse effects on the breastfed child from ANDEXXA or from the underlying maternal condition.

8.4 Pediatric Use

The safety and efficacy of ANDEXXA in the pediatric population have not been studied.

8.5 Geriatric Use

Of the 419 patients in the ANNEXA-4 study of ANDEXXA, 381 (91%) were 65 years of age or older, and 278 (66%) were older than 75 years of age. No overall differences in safety or efficacy were observed between these patients and younger patients, and other reported clinical experience has not identified differences in responses between elderly and younger patients; however, greater sensitivity of some older individuals cannot be ruled out.

11 DESCRIPTION

ANDEXXA (coagulation factor Xa (recombinant), inactivated-zhzo) is a sterile, white to off-white lyophilized powder available in single-dose vials.

Each 200 mg vial delivers 200 mg of coagulation factor Xa formulated with the inactive ingredients tromethamine (Tris base), Tris hydrochloride, L-arginine hydrochloride, sucrose (1% w/v), mannitol (2.5% w/v), and polysorbate 80 (0.01% w/v) at pH 7.8.

After reconstitution of the lyophilized powder with SWFI for IV administration, the product is a clear, colorless to slightly yellow solution. ANDEXXA contains no preservatives.

The active ingredient in ANDEXXA is a genetically modified variant of human FXa. The active site serine was substituted with alanine, rendering the molecule unable to cleave and activate prothrombin. The gamma-carboxyglutamic acid (Gla) domain was removed to eliminate the protein's ability to assemble into the prothrombinase complex, thus removing the potential anticoagulant effects.

No additives of human or animal origin are used in the manufacture of ANDEXXA. The recombinant protein is produced in a genetically engineered Chinese Hamster Ovary (CHO) cell expression system and has a molecular weight of approximately 41 kDa. The manufacturing process incorporates two validated virus clearance steps.

12 CLINICAL PHARMACOLOGY

12.1 Mechanism of Action

Coagulation factor Xa (recombinant), inactivated-zhzo exerts its procoagulant effect by binding and sequestering the FXa inhibitors, rivaroxaban and apixaban. Another observed procoagulant effect of the ANDEXXA protein is its ability to bind to, and inhibit the activity of, Tissue Factor Pathway Inhibitor (TFPI). Inhibition of TFPI activity can increase tissue factor (TF)-initiated thrombin generation.

12.2 Pharmacodynamics

The effects of ANDEXXA can be measured using assays for its anti-FXa activity, free fraction of FXa inhibitor, and thrombin generation. In addition to its ability to sequester the FXa inhibitors, rivaroxaban and apixaban, ANDEXXA has been shown to inhibit TFPI activity.

The dose and dosing regimen of ANDEXXA that are required to reverse anti-FXa activity and to restore thrombin generation were determined in dose-ranging studies on healthy volunteers. Dosing of ANDEXXA, as a bolus followed by a two-hour continuous infusion, resulted in a rapid decrease in anti-FXa activity (within two minutes after the completion of the bolus administration) followed by reduced anti-FXa activity that was maintained throughout the duration of the continuous infusion [see *Clinical Studies (14)*]. The anti-FXa activity returned to the placebo levels approximately two hours after completion of a bolus or continuous infusion, whereas TFPI activity in plasma returned to the pretreatment levels approximately 96 hours following ANDEXXA administration.

Elevation of TF-initiated thrombin generation above the baseline range (prior to anticoagulation) occurred within two minutes following a bolus administration of ANDEXXA and was maintained throughout the duration of the continuous infusion. The TF-initiated thrombin generation was elevated above placebo for at least 22 hours. The sustained elevation of thrombin generation over the baseline range and the sustained elevation over placebo were not observed in a contact-activated thrombin generation assay (an assay that is not affected by TF-TFPI interaction).

Laboratory assessment of coagulation does not necessarily correlate with or predict the hemostatic effectiveness of ANDEXXA.

12.3 Pharmacokinetics

A summary of the pharmacokinetic (PK) properties of ANDEXXA in healthy patients is shown in the table below (see Table 3).

Table 3: Summary of PK Parameters with High and Low Doses

	Low Dose	High Dose
n	11	10
AUC _{0-∞} (hr*µg/mL)	200.5 (16.3) [153.4; 255.6]	572.9 (16.0) [467.1; 783.9]
C _{max} (µg/mL)	76.6 (17.5) [61.1; 100.1]	206.6 (18.8) [158.9; 280.5]
Clearance	4.4 (16.3)	3.1 (16.0)

(L/hr)	[3.4; 5.7]	[2.3; 3.8]
T _{1/2} (hr)	3.3 (15.0) [2.3; 4.0]	2.7 (20.0) [1.9; 3.4]
V _{ss} (L)	4.4 (17.6) [3.3; 5.7]	3.0 (23.3) [2.2; 5.0]

Data presented are geometric mean (Geometric Mean % Coefficient of Variation), [range].

Drug-Drug Interaction

The pharmacokinetics of ANDEXXA were not affected by apixaban (5 mg orally BID for six days) or rivaroxaban (20 mg orally once daily for six days).

12.6 Immunogenicity

The observed incidence of anti-drug antibodies (ADAs) is highly dependent on the sensitivity and specificity of the assay. Differences in assay methods preclude meaningful comparisons of the incidence of ADAs in the studies described below with the incidence of ADAs in other studies, including those of ANDEXXA.

Using electrochemiluminescence (ECL)-based assays, 417 ANDEXXA-treated healthy patients were tested for antibodies to ANDEXXA as well as for antibodies cross-reacting with factor X (FX) and FXa. The analysis of available samples up to Day 48 from pooled healthy patients revealed low incidence of anti-ANDEXXA ($\leq 8.7\%$) and anti-FXa ($\leq 0.8\%$) at all timepoints and no anti-FX antibody was detected at any timepoint. The pattern of immunogenicity in patients with acute major bleeding in the ANNEXA-4 study was similar to that observed in healthy patients. Of the 277 ANDEXXA-treated patients in ANNEXA-4 who had available samples at Day 30 or 45, 7.9% (22/277) had antibodies against ANDEXXA, 0.4% (1/277) patients had antibodies against FXa and no patients had antibodies against FX. No neutralizing antibodies against ANDEXXA or cross-reacting with FX or FXa were detected in healthy patients or in bleeding patients.

Because of the low occurrence of anti-drug antibodies, the effect of these antibodies on the pharmacokinetics, pharmacodynamics, safety, and/or effectiveness of ANDEXXA have not been fully characterized.

13 NONCLINICAL TOXICOLOGY

13.1 Carcinogenesis, Mutagenesis, Impairment of Fertility

No animal studies were performed to evaluate the effects of ANDEXXA on carcinogenesis, mutagenesis, or impairment of fertility.

14 CLINICAL STUDIES

The safety and efficacy of ANDEXXA were evaluated in two prospective, randomized, placebo- controlled studies, conducted in healthy volunteers (Study 1 ANNEXA-A; Study 2 ANNEXA-R). Both studies examined the percent change in anti-FXa activity, from baseline to nadir, for the low-dose and high-dose regimens of bolus followed by continuous infusion. Nadir is defined as the smallest value measured within five minutes

after the end of the continuous infusion.

The safety and efficacy of ANDEXXA were evaluated in a multinational, prospective, single-arm, open-label study (Study 3 ANNEXA-4) in patients presenting with acute major bleeding and who have recently received an FXa inhibitor. This study examined the percent change in anti-FXa activity from baseline to the nadir between five minutes after the end of the bolus up until the end of the infusion and the rate of effective hemostasis within 12 hours after infusion, as rated by an independent endpoint adjudication committee.

Study 1 ANNEXA-A (NCT02207725) – apixaban reversal

In Study 1, healthy patients (median age: 57 years; range: 50 to 73 years) received apixaban 5 mg twice daily for three and a half days to achieve steady-state. At three hours after the last apixaban dose (~ C_{max}), ANDEXXA or placebo was administered. Eight patients received placebo, and 24 received ANDEXXA, administered as a 400 mg IV bolus followed by a 4 mg per minute continuous infusion for 120 minutes (total 480 mg).

Study 2 ANNEXA-R (NCT02220725) – rivaroxaban reversal

In Study 2, healthy patients (median age: 57 years; range: 50 to 68 years) received rivaroxaban 20 mg once per day for four days to achieve steady-state. At four hours after the last rivaroxaban dose (~ C_{max}), ANDEXXA or placebo was administered. Thirteen patients received placebo, and 26 received ANDEXXA, administered as an 800 mg IV bolus followed by an 8 mg per minute continuous infusion for 120 minutes (total 960 mg).

Reduction in Anti-FXa Activity

In Study 1 and Study 2, the percent change from baseline in anti-FXa activity at its nadir was statistically significant ($p < 0.0001$) in favor of the ANDEXXA groups compared to placebo in both Studies 1 and 2. The results of Study 1 and Study 2 are provided below (see Table 4).

The time courses of anti-FXa activity before and after ANDEXXA administration are shown in Figure 1.

Table 4 - A: Change in Anti-FXa Activity/Study 1 (apixaban)

Anti-FXa Activity	ANDEXXA n=23	Placebo n=8
Mean baseline ng/mL (\pm SD)	173.0 (50.5)	191.7 (34.4)
Mean ng/mL (\pm SD) change from baseline at the nadir*	-160.6 (49.3)	-63.2 (18.1)
Mean % (\pm SD) change from baseline at the nadir*	-92.3 (2.8)	-32.7 (5.6)
Median difference and associated 95% confidence interval	-59.5 (-64.1; -55.2)	not applicable

(CI) [†]		
p-value	< 0.0001 [‡]	not applicable

* Nadir is the smallest value for anti-FXa activity at the 110-minute (ten minutes prior to the end of the infusion) time point, 2-minute time point before completion of the infusion, or the 5-minute time point after the completion of the infusion for each patient.

† The CI is for the Hodges-Lehman estimate of shift.

‡ p-value obtained from a 2-sided exact Wilcoxon rank-sum test.

Table 4 - B: Change in Anti-FXa Activity/Study 2 (rivaroxaban)

Anti-FXa Activity	ANDEXXA n=26	Placebo n=13
Mean baseline ng/mL (± SD)	335.3 (91.0)	317.2 (91.0)
Mean ng/mL (± SD) change from baseline at the nadir*	-324.5 (89.2)	-143.4 (58.8)
Mean % (± SD) change from baseline at the nadir*	-96.7 (1.8)	-44.6 (11.8)
Median difference and associated 95% confidence interval (CI) [†]	-51.9 (-58.0; -47.0)	not applicable
p-value	< 0.0001 [‡]	not applicable

SD = Standard deviation.

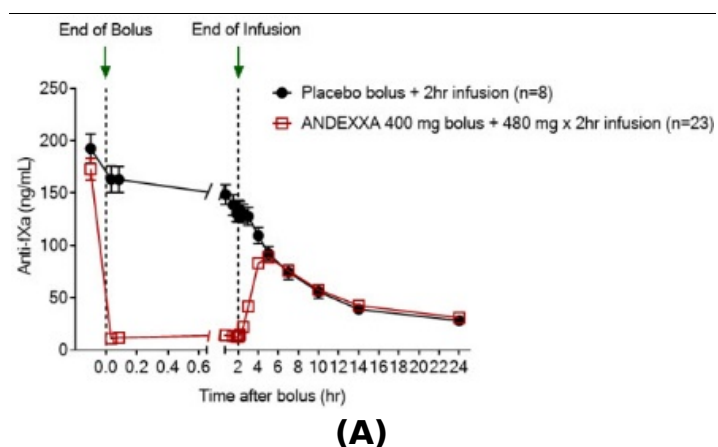
Note: Baseline is the last assessment obtained prior to the first dose of ANDEXXA or placebo.

* Nadir is the smallest value for anti-FXa activity at the 110-minute (ten minutes prior to the end of the infusion) time point, 2-minute time point before completion of the infusion, or the 5-minute time point after the completion of the infusion for each patient.

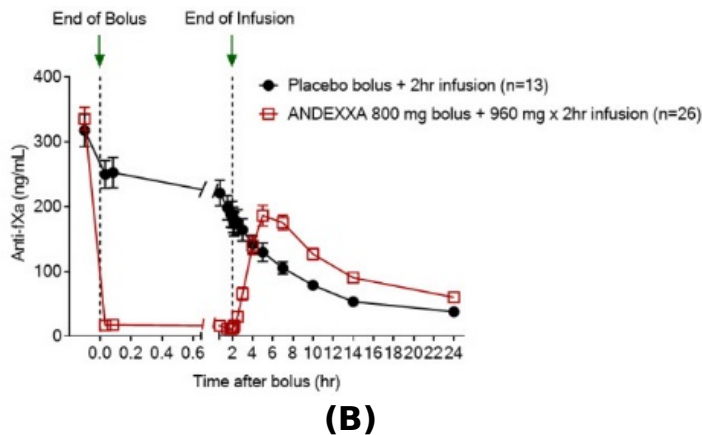
† The CI is for the Hodges-Lehman estimate of shift.

‡ p-value obtained from a 2-sided exact Wilcoxon rank-sum test.

Figure 1: Change in Anti-FXa Activity (ng/mL) in Patients Anticoagulated with Apixaban (A - Study 1) and Rivaroxaban (B - Study 2)



(A)



Anti-FXa activity was measured prior to and after ANDEXXA or placebo administration. Dashed lines indicate the end of the bolus or infusion. A break in the x-axis is added to better visualize the immediate, short-term dynamics of anti-FXa activity following ANDEXXA treatment. The points on the graph represent the mean anti-FXa activity level; error bars illustrate standard error. There was a statistically significant difference ($p < 0.05$) in the percent change of anti-FXa activity normalized to pre-bolus between ANDEXXA and placebo until two hours after administration of infusion.

A. Apixaban - with ANDEXXA 400 mg IV bolus plus 4 mg/min infusion for 120 minutes.
 B. Rivaroxaban - with ANDEXXA 800 mg IV bolus plus 8 mg/min infusion for 120 minutes.

Study 3 ANNEXA-4 (NCT02329327)

In a multinational, prospective, single-arm, open-label study, ANDEXXA was administered to 477

patients taking FXa inhibitors who presented with acute major bleeding.

The co-primary endpoints are: (a) percent change in anti-FXa activity from baseline to the nadir

between five minutes after the end of the bolus up until the end of the infusion; and (b) rate of

effective hemostasis within 12 hours after infusion, as rated by an independent endpoint adjudication committee.

For the 477 patients dosed with ANDEXXA, 302 were efficacy-evaluable defined as patients (1)

on treatment with apixaban or rivaroxaban; (2) who had a baseline anti-FXa activity above 75

ng/mL; and (3) were adjudicated as meeting eligibility criteria for acute major bleeding [see

Adverse Reactions (6)].

For anti-FXa activity, the median (95% CI) decrease from baseline to nadir in anti-FXa activity for

apixaban was -93% (-94%; -92%) and for rivaroxaban was -94% (-95%; -93%).

An improvement in hemostasis has not been established. ANDEXXA has not been shown to be effective for bleeding related to any FXa inhibitors other than apixaban or rivaroxaban.

16 HOW SUPPLIED/STORAGE AND HANDLING

How Supplied

ANDEXXA (coagulation factor Xa (recombinant), inactivated-zhzo) is a white to off-white lyophilized cake or powder supplied as single-dose vials in a carton. ANDEXXA is not made with natural rubber latex.

ANDEXXA vials are provided as follows (see Table 5):

Table 5: Presentation of ANDEXXA

NDC	Carton Configuration	Vial Cap Color	Packaging Color
NDC 0310-3200-04	4 single use vials in a carton, each vial containing 200 mg of ANDEXXA	Vials have a red flip-off cap.	<ol style="list-style-type: none">1. Carton and vial label have a red to blue transition colored stripe across the front.2. Carton and label have "200 mg/vial" in a blue graphic on the front panel.
NDC 0310-3200-05	5 single use vials in a carton, each vial containing 200 mg of ANDEXXA		

Storage and Handling

Prior to reconstitution

Unopened vials should be stored refrigerated at 2°C to 8°C (36°F to 46°F) until the expiration date indicated on the label. DO NOT FREEZE. Do not use ANDEXXA after the expiration date.

After reconstitution

- Reconstituted ANDEXXA in vials is stable at room temperature for up to 8 hours, or may be stored for up to 24 hours at 2°C to 8°C (36°F to 46°F).
- Reconstituted ANDEXXA in IV bags is stable at room temperature for up to 8 hours.
- Discard any unused portion of reconstituted solution.

17 PATIENT COUNSELING INFORMATION

Discuss following with the patient and /or caregivers:

- Thromboembolic and Ischaemic Risks: Inform patients and/or caregivers that the

reversing of FXa inhibitor therapy increases the risk of thromboembolic events. Arterial and venous thromboembolic events, ischemic events, cardiac events, and sudden death were observed within 30 days following ANDEXXA administration.[see *Warnings and Precautions (5.1)*].

- Unresponsiveness to Unfractionated Heparin: Inform patients and/or caregivers that unresponsiveness to unfractionated heparin and serious thrombotic events have occurred following ANDEXXA administration. [see *Warnings and Precautions (5.2)*].

Manufactured by:

AstraZeneca AB

Södertälje, Sweden SE-15185

Distributed by:

AstraZeneca Pharmaceuticals LP

Wilmington, DE 19850

U.S. License No. 2059

Product of Spain

ANDEXXA is a registered trademark of the AstraZeneca group of companies.

©AstraZeneca 2024

PRINCIPAL DISPLAY PANEL - 200 mg Vial Carton

NDC 0310-3200-04 Rx Only

ANDEXXA[®] 200mg/vial
coagulation factor Xa
(recombinant), inactivated-zhzo

Lyophilized powder for solution. For intravenous use only.

Four 200 mg single-dose vials. Contains no preservative. AstraZeneca

NDC 0310-3200-04

Tamper Evident Label

NDC 0310-3200-04

ANDEXXA®

200 mg/vial

Rx Only

coagulation factor Xa
(recombinant), inactivated-zhzo

Lyophilized powder for solution. For intravenous use only.

Four 200 mg single-dose vials. Contains no preservative.

AstraZeneca 

ANDEXXA®

coagulation factor Xa
(recombinant), inactivated-zhzo

200 mg/vial

Tamper Evident Label

Tamper Evident Label



LOT
EXP

coagulation factor Xa
(recombinant), inactivated-zhzo

200 mg/vial

ANDEXXA®

NDC 0310-3200-04

Store refrigerated at 2°C to 8°C (36°F to 46°F).

After reconstitution with 20 mL sterile water for injection, each vial contains 200 mg (10 mg/mL) coagulation factor Xa (recombinant), inactivated-zhzo, 6.5 mg tris base, 7.3 mg tris hydrochloride, 94.8 mg L-arginine hydrochloride, 200 mg sucrose, 500 mg mannitol, and 2 mg polysorbate 80.

Discard unused portion.

For dosage and administration information see enclosed package insert.

Manufactured by: AstraZeneca AB, Södertälje, Sweden SE-15185

U.S. License No. 2059

Distributed by: AstraZeneca Pharmaceuticals LP, Wilmington, DE 19850

Product of Spain

Rx Only

AstraZeneca 

ANDEXXA

andexanet alfa injection, powder, lyophilized, for solution

Product Information

Product Type	HUMAN PRESCRIPTION DRUG	Item Code (Source)	NDC:0310-3200
Route of Administration	INTRAVENOUS		

Active Ingredient/Active Moiety

Ingredient Name	Basis of Strength	Strength
andexanet alfa (UNII: BI009E452R) (andexanet alfa - UNII:BI009E452R)	andexanet alfa	200 mg in 20 mL

Packaging

#	Item Code	Package Description	Marketing Start Date	Marketing End Date
1	NDC:0310-3200-04	4 in 1 CARTON	07/12/2022	
1	NDC:0310-3200-01	20 mL in 1 VIAL, SINGLE-USE; Type 0: Not a Combination Product		
2	NDC:0310-3200-05	5 in 1 CARTON	07/03/2023	
2	NDC:0310-3200-01	20 mL in 1 VIAL, SINGLE-USE; Type 0: Not a Combination Product		

Marketing Information

Marketing Category	Application Number or Monograph Citation	Marketing Start Date	Marketing End Date
BLA	BLA125586	07/12/2022	

Labeler - AstraZeneca Pharmaceuticals LP (054743190)

Registrant - AstraZeneca PLC (230790719)

Revised: 3/2025

AstraZeneca Pharmaceuticals LP