

**COLCHICINE - colchicine tablet, film coated**  
**Heritage Pharmaceuticals Inc. d/b/a Avet Pharmaceuticals Inc.**

-----  
**HIGHLIGHTS OF PRESCRIBING INFORMATION**

**These highlights do not include all the information needed to use COLCHICINE TABLETS safely and effectively. See full prescribing information for COLCHICINE TABLETS.**

**COLCHICINE tablets, for oral use**  
**Initial U.S. Approval: 1961**

-----  
**INDICATIONS AND USAGE**

Colchicine tablets are an alkaloid indicated for: (1)

- Prophylaxis and treatment of gout flares in adults (1.1).
- Familial Mediterranean fever (FMF) in adults and children 4 years or older (1.2).

-----  
**DOSAGE AND ADMINISTRATION**

• **Gout Flares:**

**Prophylaxis of Gout Flares:** 0.6 mg once or twice daily in adults and adolescents older than 16 years of age (2.1). Maximum dose 1.2 mg/day. (2)

**Treatment of Gout Flares:** 1.2 mg (two tablets) at the first sign of a gout flare followed by 0.6 mg (one tablet) one hour later (2.1). (2)

- **FMF:** Adults and children older than 12 years 1.2 – 2.4 mg; children 6 to 12 years 0.9 – 1.8 mg; children 4 to 6 years 0.3 – 1.8 mg. (2.2, 2.3).
- Give total daily dose in one or two divided doses (2.2).
- Increase or decrease the dose as indicated and as tolerated in increments of 0.3 mg/day, not to exceed the maximum recommended daily dose (2.2).
- Colchicine tablets are administered orally without regard to meals.
- See full prescribing information (FPI) for dose adjustment regarding patients with impaired renal function (2.5), impaired hepatic function (2.6), the patient's age (2.3, 8.5) or use of coadministered drugs (2.4).

-----  
**DOSAGE FORMS AND STRENGTHS**

Tablets: 0.6 mg colchicine (3) (3)

-----  
**CONTRAINDICATIONS**

Patients with renal or hepatic impairment should not be given colchicine tablets in conjunction with P-gp or strong CYP3A4 inhibitors (5.3). (4)

In these patients, life-threatening and fatal colchicine toxicity has been reported with colchicine taken in therapeutic doses (7). (4)

-----  
**WARNINGS AND PRECAUTIONS**

- **Fatal overdoses** have been reported with colchicine in adults and children. Keep colchicine tablets out of the reach of children (5.1, 10).
- **Blood dyscrasias:** myelosuppression, leukopenia, granulocytopenia, thrombocytopenia, and aplastic anemia have been reported. (5.2)
- Monitor for toxicity and if present consider temporary interruption or discontinuation of colchicine (5.2, 5.3, 5.4, 6, 10).
- **Drug interaction P-gp and/or CYP3A4 inhibitors:** Coadministration of colchicine with P-gp and/or strong CYP3A4 inhibitors has resulted in life-threatening interactions and death (5.3, 7).
- **Neuromuscular toxicity:** Myotoxicity including rhabdomyolysis may occur, especially in combination with other drugs known to cause this effect. Consider temporary interruption or discontinuation of colchicine tablets (5.4, 7).

-----  
**ADVERSE REACTIONS**

- **Prophylaxis of Gout Flares:** The most commonly reported adverse reaction in clinical trials for the prophylaxis of gout was diarrhea. (6)
  - **Treatment of Gout Flares:** The most common adverse reactions reported in the clinical trial for gout were diarrhea (23%) and pharyngolaryngeal pain (3%). (6)
  - **FMF:** Most common adverse reactions (up to 20%) are abdominal pain, diarrhea, nausea and vomiting. These effects are usually mild, transient and reversible upon lowering the dose (6). (6)
- To report SUSPECTED ADVERSE REACTIONS, contact Avet Pharmaceuticals Inc. at 1-866-901-DRUG (3784) or FDA at 1-800-FDA-1088 or [www.fda.gov/medwatch](http://www.fda.gov/medwatch). (6)**

-----  
**DRUG INTERACTIONS**

Coadministration of P-gp and/or CYP3A4 inhibitors (e.g., clarithromycin or cyclosporine) have been demonstrated to alter the concentration of colchicine. The potential for drug-drug interactions must be considered prior to and during therapy. See FPI for a complete list of reported and potential interactions

(2.4, 5.3, 7). (7)

----- **USE IN SPECIFIC POPULATIONS** -----

- In the presence of mild to moderate renal or hepatic impairment, adjustment of dosing is not required for treatment of gout flare, prophylaxis of gout flare and FMF, but patients should be monitored closely (8.6).
- In patients with severe renal impairment for prophylaxis of gout flares, the starting dose should be 0.3 mg/day for gout flares, no dose adjustment is required, but a treatment course should be repeated no more than once every two weeks. In FMF patients, start with 0.3 mg/day, and any increase in dose should be done with close monitoring (8.6).
- In patients with severe hepatic impairment, a dose reduction may be needed in prophylaxis of gout flares and FMF patients; while a dose reduction may not be needed in gout flares, a treatment course should be repeated no more than once every two weeks (8.6, 8.7).
- For patients undergoing dialysis, the total recommended dose for prophylaxis of gout flares should be 0.3 mg given twice a week with close monitoring. For treatment of gout flares, the total recommended dose should be reduced to 0.6 mg (one tablet) × 1 dose and the treatment course should not be repeated more than once every two weeks. For FMF patients, the starting dose should be 0.3 mg/day and dosing can be increased with close monitoring (8.6).
- Females and Males of Reproductive Potential: Advise males that colchicine may transiently impair fertility (8.3).
- Geriatric Use: The recommended dose of colchicine should be based on renal function (8.5).

**See 17 for PATIENT COUNSELING INFORMATION and Medication Guide.**

**Revised: 2/2023**

---

**FULL PRESCRIBING INFORMATION: CONTENTS\***

**1 INDICATIONS AND USAGE**

- 1.1 Gout Flares
- 1.2 Familial Mediterranean Fever (FMF)

**2 DOSAGE AND ADMINISTRATION**

- 2.1 Gout Flares
- 2.2 FMF
- 2.3 Recommended Pediatric Dosage
- 2.4 Dose Modification for Coadministration of Interacting Drugs
- 2.5 Dose Modification in Renal Impairment
- 2.6 Dose Modification in Hepatic Impairment

**3 DOSAGE FORMS AND STRENGTHS**

**4 CONTRAINDICATIONS**

**5 WARNINGS AND PRECAUTIONS**

- 5.1 Fatal Overdose
- 5.2 Blood Dyscrasias
- 5.3 Drug Interactions
- 5.4 Neuromuscular Toxicity

**6 ADVERSE REACTIONS**

- 6.1 Clinical Trials Experience in Gout
- 6.2 Postmarketing Experience

**7 DRUG INTERACTIONS**

**8 USE IN SPECIFIC POPULATIONS**

- 8.1 Pregnancy
- 8.2 Lactation
- 8.3 Females and Males of Reproductive Potential
- 8.4 Pediatric Use
- 8.5 Geriatric Use
- 8.6 Renal Impairment
- 8.7 Hepatic Impairment

**9 DRUG ABUSE AND DEPENDENCE**

## **10 OVERDOSAGE**

## **11 DESCRIPTION**

## **12 CLINICAL PHARMACOLOGY**

12.1 Mechanism of Action

12.3 Pharmacokinetics

## **13 NONCLINICAL TOXICOLOGY**

13.1 Carcinogenesis, Mutagenesis, Impairment of Fertility

## **14 CLINICAL STUDIES**

## **16 HOW SUPPLIED/STORAGE AND HANDLING**

16.1 How Supplied

16.2 Storage

## **17 PATIENT COUNSELING INFORMATION**

\* Sections or subsections omitted from the full prescribing information are not listed.

---

## **FULL PRESCRIBING INFORMATION**

### **1 INDICATIONS AND USAGE**

#### **1.1 Gout Flares**

Colchicine tablets are indicated for prophylaxis and the treatment of acute gout flares.

- Prophylaxis of Gout Flares:

Colchicine tablets is indicated for prophylaxis of gout flares.

- Treatment of Gout Flares:

Colchicine tablets are indicated for treatment of acute gout flares when taken at the first sign of a flare.

#### **1.2 Familial Mediterranean Fever (FMF)**

Colchicine tablets are indicated in adults and children four years or older for treatment of familial Mediterranean fever (FMF).

### **2 DOSAGE AND ADMINISTRATION**

The long-term use of colchicine is established for FMF and the prophylaxis of gout flares, but the safety and efficacy of repeat treatment for gout flares has not been evaluated. The dosing regimens for colchicine tablets are different for each indication and must be individualized.

The recommended dosage of Colchicine tablets depends on the patient's age, renal function, hepatic function and use of coadministered drugs [see *Dosage and Administration* (2.4, 2.5, 2.6)].

Colchicine tablets are administered orally without regard to meals.

Colchicine tablets is not an analgesic medication and should not be used to treat pain from other causes.

#### **2.1 Gout Flares**

##### Prophylaxis of Gout Flares

The recommended dosage of colchicine tablets for prophylaxis of gout flares for adults and adolescents older than 16 years of age is 0.6 mg once or twice daily. The maximum recommended dose for prophylaxis of gout flares is 1.2 mg/day.

An increase in gout flares may occur after initiation of uric acid-lowering therapy, including pegloticase, febuxostat and allopurinol, due to changing serum uric acid levels resulting in mobilization of urate from tissue deposits. Colchicine tablets is recommended upon initiation of gout flare prophylaxis with uric acid-lowering therapy. Prophylactic therapy may be beneficial for at least the first six months of uric acid-lowering therapy.

### Treatment of Gout Flares

The recommended dose of colchicine tablets for treatment of a gout flare is 1.2 mg (two tablets) at the first sign of the flare followed by 0.6 mg (one tablet) one hour later. Higher doses have not been found to be more effective. The maximum recommended dose for treatment of gout flares is 1.8 mg over a 1-hour period. Colchicine tablets may be administered for treatment of a gout flare during prophylaxis at doses not to exceed 1.2 mg (two tablets) at the first sign of the flare followed by 0.6 mg (one tablet) one hour later. Wait 12 hours and then resume the prophylactic dose.

## **2.2 FMF**

The recommended dosage of Colchicine tablets for FMF in adults is 1.2 mg to 2.4 mg daily.

Colchicine tablets should be increased as needed to control disease and as tolerated in increments of 0.3 mg/day to a maximum recommended daily dose. If intolerable side effects develop, the dose should be decreased in increments of 0.3 mg/day. The total daily Colchicine tablets dose may be administered in one to two divided doses.

## **2.3 Recommended Pediatric Dosage**

### Prophylaxis and Treatment of Gout Flares

Colchicine tablets is not recommended for pediatric use in prophylaxis or treatment of gout flares.

### FMF

The recommended dosage of Colchicine tablets for FMF in pediatric patients 4 years of age and older is based on age. The following daily doses may be given as a single or divided dose twice daily:

- Children 4 to 6 years: 0.3 mg to 1.8 mg daily
- Children 6 to 12 years: 0.9 mg to 1.8 mg daily
- Adolescents older than 12 years: 1.2 mg to 2.4 mg daily

## **2.4 Dose Modification for Coadministration of Interacting Drugs**

### Concomitant Therapy

Coadministration of Colchicine tablets with drugs known to inhibit CYP3A4 and/or P-glycoprotein (P-gp) increases the risk of colchicine-induced toxic effects (*Table 1*). If patients are taking or have recently completed treatment with drugs listed in *Table 1* within the prior 14 days, the dose adjustments are as shown in the table below [*see Drug Interactions (7)*].

**Table 1: Colchicine tablets Dose Adjustment for Co-administration with Interacting Drugs if no Alternative Available\***

<b>Strong CYP3A4 Inhibitors†</b>							
<b>Drug</b>	<b>Noted or Anticipated Outcome</b>	<b>Gout Flares</b>				<b>FMF</b>	
		<b>Prophylaxis of Gout Flares</b>		<b>Treatment of Gout Flares</b>			
		<b>Original Intended Dosage</b>	<b>Adjusted Dose</b>	<b>Original Intended Dosage</b>	<b>Adjusted Dose</b>	<b>Original Intended Dosage</b>	<b>Adjusted Dose</b>
Atazanavir Clarithromycin Darunavir/ Ritonavir† Indinavir Itraconazole Ketoconazole Lopinavir/ Ritonavir† Nefazodone Nelfinavir Ritonavir Saqinavir Telithromycin Tipranavir/ Ritonavir†	Significant increase in colchicine plasma levels*; fatal colchicine toxicity has been reported with clarithromycin, a strong CYP3A4 inhibitor. Similarly, significant increase in colchicine plasma levels is anticipated with other strong CYP3A4 inhibitors.	0.6 mg twice a day 0.6 mg once a day	0.3 mg once a day 0.3 mg once every other day	1.2 mg (2 tablets) followed by 0.6 mg (1 tablet) 1 hour later. Dose to be repeated no earlier than 3 days.	0.6 mg (1 tablet) × 1 dose, followed by 0.3 mg (1/2 tablet) 1 hour later. Dose to be repeated no earlier than 3 days.	Maximum daily dose of 1.2 - 2.4 mg	Maximum daily dose of 0.6 mg (may be given as 0.3 mg twice a day)

<b>Moderate CYP3A4 Inhibitors</b>							
<b>Drug</b>	<b>Noted or Anticipated Outcome</b>	<b>Gout Flares</b>				<b>FMF</b>	
		<b>Prophylaxis of Gout Flares</b>		<b>Treatment of Gout Flares</b>			
		<b>Original Intended Dosage</b>	<b>Adjusted Dose</b>	<b>Original Intended Dosage</b>	<b>Adjusted Dose</b>	<b>Original Intended Dosage</b>	<b>Adjusted Dose</b>
Amprenavir† Aprepitant Diltiazem Erythromycin Fluconazole Fosamprenavir† (pro-drug of Amprenavir) Grapefruit juice Verapamil	Significant increase in colchicine plasma concentration is anticipated. Neuromuscular toxicity has been reported with diltiazem and verapamil interactions.	0.6 mg twice a day 0.6 mg once a day	0.3 mg twice a day or 0.6 mg once a day 0.3 mg once a day	1.2 mg (2 tablets) followed by 0.6 mg (1 tablet) 1 hour later. Dose to be repeated no earlier than 3 days.	1.2 mg (2 tablets) × 1 dose. Dose to be repeated no earlier than 3 days.	Maximum daily dose of 1.2 - 2.4 mg.	Maximum daily dose of 1.2 mg (may be given as 0.6 mg twice a day)

<b>P-gp Inhibitors‡</b>							
<b>Drug</b>	<b>Noted or Anticipated Outcome</b>	<b>Gout Flares</b>				<b>FMF</b>	
		<b>Prophylaxis of Gout Flares</b>		<b>Treatment of Gout</b>			

		Flares					
		Original Intended Dosage	Adjusted Dose	Original Intended Dosage	Adjusted Dose	Original Intended Dosage	Adjusted Dose
Cyclosporine Ranolazine	Significant increase in colchicine plasma levels*; fatal colchicine toxicity has been reported with cyclosporine, a P-gp inhibitor. Similarly, significant increase in colchicine plasma levels is anticipated with other P-gp inhibitors	0.6 mg twice a day 0.6 mg once a day	0.3 mg once a day 0.3 mg once every other day	1.2 mg (2 tablets) Followed by 0.6 mg (1 tablet) 1 hour later. Dose to be repeated no earlier than 3 days.	0.6 mg (1 tablet) × 1 dose. Dose to be repeated no earlier than 3 days.	Maximum daily dose of 1.2 – 2.4 mg	Maximum daily dose of 0.6 mg (may be given as 0.3 mg twice a day)

\*For magnitude of effect on colchicine plasma concentrations [see *Clinical Pharmacology (12.3)*]

† When used in combination with Ritonavir, see dosing recommendations for strong CYP3A4 inhibitors [see *Contraindications (4)*]

‡ Patients with renal or hepatic impairment should not be given colchicine tablets in conjunction with strong CYP3A4 or P-gp inhibitors [see *Contraindications (4)*]

**Table 2. Colchicine Dose Adjustment for Coadministration with Protease Inhibitors**

Protease Inhibitor	Clinical Comment	w/Colchicine - Prophylaxis of Gout Flares		w/Colchicine - Treatment of Gout Flares	w/Colchicine - Treatment of FMF
		Original dose	Adjusted dose		
Atazanavir sulfate. (Reyataz)	Patients with renal or hepatic impairment should not be given colchicine with Reyataz.	0.6 mg twice a day 0.6 mg once a day	0.3 mg once a day 0.3 mg once every other day	0.6 mg (1 tablet) × 1 dose, followed by 0.3 mg (1/2 tablet) 1 hour later. Dose to be repeated no earlier than 3 days.	Maximum daily dose of 0.6 mg (may be given as 0.3 mg twice a day)
Darunavir (Prezista)	Patients with renal or hepatic impairment should not be given colchicine with Prezista/ritonavir.	0.6 mg twice a day 0.6 mg once a day	0.3 mg once a day 0.3 mg once every other day	0.6 mg (1 tablet) × 1 dose, followed by 0.3 mg (1/2 tablet) 1 hour later. Dose to be repeated no earlier than 3 days.	Maximum daily dose of 0.6 mg (may be given as 0.3 mg twice a day)

Fosamprenavir (Lexiva) with Ritonavir	Patients with renal or hepatic impairment should not be given colchicine with Lexiva/ritonavir.	<b>Original dose</b>	<b>Adjusted dose</b>	0.6 mg (1 tablet) × 1 dose, followed by 0.3 mg (1/2 tablet) 1 hour later. Dose to be repeated no earlier than 3 days.	Maximum daily dose of 0.6 mg (may be given as 0.3 mg twice a day)
		0.6 mg twice a day 0.6 mg once a day	0.3 mg once a day 0.3 mg once every other day		
Fosamprenavir (Lexiva)	Patients with renal or hepatic impairment should not be given colchicine with Lexiva/ritonavir.	<b>Original dose</b>	<b>Adjusted dose</b>	1.2 mg (2 tablets) × 1 dose. Dose to be repeated no earlier than 3 days.	Maximum daily dose of 1.2 mg (may be given as 0.6 mg twice a day)
		0.6 mg twice a day 0.6 mg once a day	0.3 mg twice a day or 0.6 mg once a day 0.3 mg once a day		
Indinavir (Crixivan)	Patients with renal or hepatic impairment should not be given colchicine with Crixivan.	<b>Original dose</b>	<b>Adjusted dose</b>	0.6 mg (1 tablet) × 1 dose, followed by 0.3 mg (1/2 tablet) 1 hour later. Dose to be repeated no earlier than 3 days.	Maximum daily dose of 0.6 mg (may be given as 0.3 mg twice a day)
		0.6 mg twice a day 0.6 mg once a day	0.3 mg once a day 0.3 mg once every other day		
Lopinavir/Ritonavir (Kaletra)	Patients with renal or hepatic impairment should not be given colchicine with Kaletra.	<b>Original dose</b>	<b>Adjusted dose</b>	0.6 mg (1 tablet) × 1 dose, followed by 0.3 mg (1/2 tablet) 1 hour later. Dose to be repeated no earlier than 3 days.	Maximum daily dose of 0.6 mg (may be given as 0.3 mg twice a day)
		0.6 mg twice a day 0.6 mg once a day	0.3 mg once a day 0.3 mg once every other day		
Nelfinavir mesylate (Viracept)	Patients with renal or hepatic impairment should not be given colchicine with Viracept.	<b>Original dose</b>	<b>Adjusted dose</b>	0.6 mg (1 tablet) × 1 dose, followed by 0.3 mg (1/2 tablet) 1 hour later. Dose to be repeated no earlier than 3 days.	Maximum daily dose of 0.6 mg (may be given as 0.3 mg twice a day)
		0.6 mg twice a day 0.6 mg once a day	0.3 mg once a day 0.3 mg once every other day		
Ritonavir (Norvir)	Patients with renal or hepatic impairment should not be given colchicine with Norvir.	<b>Original dose</b>	<b>Adjusted dose</b>	0.6 mg (1 tablet) × 1 dose, followed by 0.3 mg (1/2 tablet) 1 hour later. Dose to be repeated no earlier than 3 days.	Maximum daily dose of 0.6 mg (may be given as 0.3 mg twice a day)
		0.6 mg twice a day 0.6 mg once a day	0.3 mg once a day 0.3 mg once every other day		
Saquinavir	Patients with	<b>Original</b>	<b>Adjusted</b>	0.6 mg (1	Maximum daily

mesylate (Invirase)	renal or hepatic impairment should not be given colchicine with Invirase/ritonavir.	<b>dose</b> 0.6 mg twice a day 0.6 mg once a day	<b>dose</b> 0.3 mg once a day 0.3 mg once every other day	tablet) × 1 dose, followed by 0.3 mg (1/2 tablet) 1 hour later. Dose to be repeated no earlier than 3 days.	dose of 0.6 mg (may be given as 0.3 mg twice a day)
Tipranavir (Aptivus)	Patients with renal or hepatic impairment should not be given colchicine with Aptivus/ritonavir.	<b>Original dose</b> 0.6 mg twice a day 0.6 mg once a day	<b>Adjusted dose</b> 0.3 mg once a day 0.3 mg once every other day	0.6 mg (1 tablet) × 1 dose, followed by 0.3 mg (1/2 tablet) 1 hour later. Dose to be repeated no earlier than 3 days.	Maximum daily dose of 0.6 mg (may be given as 0.3 mg twice a day)

Treatment of gout flares with colchicine tablets is not recommended in patients receiving prophylactic dose of Colchicine and CYP3A4 inhibitors.

## 2.5 Dose Modification in Renal Impairment

Colchicine dosing must be individualized according to the patient's renal function [see *Use in Specific Populations (8.6)*].

$Cl_{cr}$  in mL/minute may be estimated from serum creatinine (mg/dL) determination using the following formula:

$$[140 - \text{age (years)}] \times \text{weight (kg)}$$

$$Cl_{cr} = \frac{\text{[140 - age (years)]} \times \text{weight (kg)}}{\text{72} \times \text{serum creatinine (mg/dL)}} \times 0.85 \text{ for female patients}$$

$$\text{72} \times \text{serum creatinine (mg/dL)} \times 0.85 \text{ for female patients}$$

### Gout Flares

#### *Prophylaxis of Gout Flares*

For prophylaxis of gout flares in patients with mild (estimated creatinine clearance [ $Cl_{cr}$ ] 50 to 80 mL/min) to moderate ( $Cl_{cr}$  30 to 50 mL/min) renal function impairment, adjustment of the recommended dose is not required, but patients should be monitored closely for adverse effects of colchicine. However, in patients with severe impairment, the starting dose should be 0.3 mg/day and any increase in dose should be done with close monitoring. For the prophylaxis of gout flares in patients undergoing dialysis, the starting doses should be 0.3 mg given twice a week with close monitoring [see *Clinical Pharmacology (12.3)*, *Use in Specific Populations (8.6)*].

#### *Treatment of Gout Flares*

For treatment of gout flares in patients with mild ( $Cl_{cr}$  50 to 80 mL/min) to moderate ( $Cl_{cr}$  30 to 50 mL/min) renal function impairment, adjustment of the recommended dose is not required, but patients should be monitored closely for adverse effects of colchicine. However, in patients with severe impairment, while the dose does not need to be adjusted for the treatment of gout flares, a treatment course should be repeated no more than once every two weeks. For patients with gout flares requiring repeated



courses, consideration should be given to alternate therapy. For patients undergoing dialysis, the total recommended dose for the treatment of gout flares should be reduced to a single dose of 0.6 mg (one tablet). For these patients, the treatment course should not be repeated more than once every two weeks [see *Clinical Pharmacology (12.3)*, *Use in Specific Populations (8.6)*].

Treatment of gout flares with Colchicine tablets is not recommended in patients with renal impairment who are receiving Colchicine tablets for prophylaxis.

#### FMF

Caution should be taken in dosing patients with moderate and severe renal impairment and in patients undergoing dialysis. For these patients, the dosage should be reduced [see *Clinical Pharmacology (12.3)*]. Patients with mild ( $Cl_{Cr}$  50 to 80 mL/min) and moderate ( $Cl_{Cr}$  30 to 50 mL/min) renal impairment should be monitored closely for adverse effects of colchicine tablets. Dose reduction may be necessary. For patients with severe renal failure ( $Cl_{Cr}$  less than 30 mL/min), start with 0.3 mg/day; any increase in dose should be done with adequate monitoring of the patient for adverse effects of colchicine [see *Use in Specific Populations (8.6)*]. For patients undergoing dialysis, the total recommended starting dose should be 0.3 mg (half tablet) per day. Dosing can be increased with close monitoring. Any increase in dose should be done with adequate monitoring of the patient for adverse effects of colchicine [see *Clinical Pharmacology (12.3)*, *Use in Specific Populations (8.6)*].

## **2.6 Dose Modification in Hepatic Impairment**

### Gout Flares

#### *Prophylaxis of Gout Flares*

For prophylaxis of gout flares in patients with mild to moderate hepatic function impairment, adjustment of the recommended dose is not required, but patients should be monitored closely for adverse effects of colchicine. Dose reduction should be considered for the prophylaxis of gout flares in patients with severe hepatic impairment [see *Use in Specific Populations (8.7)*].

#### *Treatment of Gout Flares*

For treatment of gout flares in patients with mild to moderate hepatic function impairment, adjustment of the recommended dose is not required, but patients should be monitored closely for adverse effects of colchicine. However, for the treatment of gout flares in patients with severe impairment, while the dose does not need to be adjusted, a treatment course should be repeated no more than once every two weeks. For these patients, requiring repeated courses for the treatment of gout flares, consideration should be given to alternate therapy [see *Use in Specific Populations (8.7)*].

Treatment of gout flares with Colchicine is not recommended in patients with hepatic impairment who are receiving Colchicine for prophylaxis.

#### FMF

Patients with mild to moderate hepatic impairment should be monitored closely for adverse effects of colchicine. Dose reduction should be considered in patients with severe hepatic impairment [see *Use in Specific Populations (8.7)*].

## **3 DOSAGE FORMS AND STRENGTHS**

Tablets: 0.6 mg colchicine - purple colored film-coated, capsule-shaped tablets, debossed with 'C' on one side and scored on the other side.

## 4 CONTRAINDICATIONS

Patients with renal or hepatic impairment should not be given colchicine tablets in conjunction with P-gp or strong CYP3A4 inhibitors (this includes all protease inhibitors except fosamprenavir). In these patients, life-threatening and fatal colchicine toxicity has been reported with colchicine taken in therapeutic doses.

## 5 WARNINGS AND PRECAUTIONS

### 5.1 Fatal Overdose

Fatal overdoses, both accidental and intentional, have been reported in adults and children who have ingested colchicine [*see Overdosage (10)*]. Colchicine tablets should be kept out of the reach of children.

### 5.2 Blood Dyscrasias

Myelosuppression, leukopenia, granulocytopenia, thrombocytopenia, pancytopenia, and aplastic anemia have been reported with colchicine used in therapeutic doses.

### 5.3 Drug Interactions

Colchicine is a P-gp and CYP3A4 substrate. Life-threatening and fatal drug interactions have been reported in patients treated with colchicine given with P-gp and strong CYP3A4 inhibitors. If treatment with a P-gp or strong CYP3A4 inhibitor is required in patients with normal renal and hepatic function, the patient's dose of colchicine may need to be reduced or interrupted [*see Drug Interactions (7)*]. Use of colchicine tablets in conjunction with P-gp or strong CYP3A4 inhibitors (this includes all protease inhibitors except fosamprenavir) is contraindicated in patients with renal or hepatic impairment [*see Contraindications (4)*].

### 5.4 Neuromuscular Toxicity

Colchicine-induced neuromuscular toxicity and rhabdomyolysis have been reported with chronic treatment in therapeutic doses. Patients with renal dysfunction and elderly patients, even those with normal renal and hepatic function, are at increased risk. Concomitant use of atorvastatin, simvastatin, pravastatin, fluvastatin, lovastatin, gemfibrozil, fenofibrate, fenofibric acid, or benzafibrate (themselves associated with myotoxicity) or cyclosporine with colchicine may potentiate the development of myopathy [*see Drug Interactions (7)*]. Once colchicine is stopped, the symptoms generally resolve within one week to several months.

## 6 ADVERSE REACTIONS

### Prophylaxis of Gout Flares

The most commonly reported adverse reaction in clinical trials of colchicine for the prophylaxis of gout was diarrhea.

### Treatment of Gout Flares

The most common adverse reactions reported in the clinical trial with colchicine for treatment of gout flares were diarrhea (23%) and pharyngolaryngeal pain (3%).

### FMF

Gastrointestinal tract adverse effects are the most frequent side effects in patients initiating colchicine tablets, usually presenting within 24 hours, and occurring in up to

20% of patients given therapeutic doses. Typical symptoms include cramping, nausea, diarrhea, abdominal pain, and vomiting. These events should be viewed as dose-limiting if severe, as they can herald the onset of more significant toxicity.

### 6.1 Clinical Trials Experience in Gout

Because clinical studies are conducted under widely varying and controlled conditions, adverse reaction rates observed in clinical studies of a drug cannot be directly compared to rates in the clinical studies of another drug and may not predict the rates observed in a broader patient population in clinical practice.

In a randomized, double-blind, placebo-controlled trial in patients with a gout flare, gastrointestinal adverse reactions occurred in 26% of patients using the recommended dose (1.8 mg over one hour) of colchicine compared to 77% of patients taking a nonrecommended high dose (4.8 mg over six hours) of colchicine and 20% of patients taking placebo. Diarrhea was the most commonly reported drug-related gastrointestinal adverse event. As shown in *Table 3*, diarrhea is associated with colchicine treatment. Diarrhea was more likely to occur in patients taking the high-dose regimen than the low-dose regimen. Severe diarrhea occurred in 19% and vomiting occurred in 17% of patients taking the nonrecommended high-dose colchicine regimen but did not occur in the recommended low-dose colchicine regimen.

**Table 3. Number (%) of Patients with at Least One Drug-Related Treatment-Emergent Adverse Event with an Incidence of  $\geq$  2% of Patients in Any Treatment Group**

MedDRA System Organ Class MedDRA Preferred Term	Colchicine Dose		Placebo (N=59) n (%)
	High (N=52) n (%)	Low (N=74) n (%)	
Number of Patients with at Least One Drug-Related TEAE	40 (77)	27 (37)	16 (27)
Gastrointestinal Disorders	40 (77)	19 (26)	12 (20)
Diarrhea	40 (77)	17 (23)	8 (14)
Nausea	9 (17)	3 (4)	3 (5)
Vomiting	9 (17)	0	0
Abdominal Discomfort	0	0	2 (3)
General Disorders and Administration Site Conditions	4 (8)	1 (1)	1 (2)
Fatigue	2 (4)	1 (1)	1 (2)
Metabolic and Nutrition Disorders	0	3 (4)	2 (3)
Gout	0	3 (4)	1 (2)
Nervous System Disorders	1 (2)	1 (1.4)	2 (3)
Headache	1 (2)	1 (1)	2 (3)
Respiratory Thoracic Mediastinal Disorders	1 (2)	2 (3)	0
Pharyngolaryngeal Pain	1 (2)	2 (3)	0

## 6.2 Postmarketing Experience

Serious toxic manifestations associated with colchicine include myelosuppression, disseminated intravascular coagulation and injury to cells in the renal, hepatic, circulatory and central nervous systems. These most often occur with excessive accumulation or overdosage [see *Overdosage (10)*].

The following adverse reactions have been identified with colchicine. These have been generally reversible upon temporarily interrupting treatment or lowering the dose of colchicine. Because these reactions are reported voluntarily from a population of uncertain size, it is not always possible to reliably estimate their frequency or establish a causal relationship to drug exposure.

*Neurological:* sensory motor neuropathy

*Dermatological:* alopecia, maculopapular rash, purpura, rash

*Digestive:* abdominal cramping, abdominal pain, diarrhea, lactose intolerance, nausea, vomiting

*Hematological:* leukopenia, granulocytopenia, thrombocytopenia, pancytopenia, aplastic anemia

*Hepatobiliary:* elevated AST, elevated ALT

*Musculoskeletal:* myopathy, elevated CPK, myotonia, muscle weakness, muscle pain, rhabdomyolysis

*Reproductive:* azoospermia, oligospermia

## 7 DRUG INTERACTIONS

Colchicine is a substrate of the efflux transporter P-glycoprotein (P-gp). Of the cytochrome P450 enzymes tested, CYP3A4 was mainly involved in the metabolism of colchicine. If colchicine tablet is administered with drugs that inhibit P-gp, most of which also inhibit CYP3A4, increased concentrations of colchicine are likely. Fatal drug interactions have been reported.

Physicians should ensure that patients are suitable candidates for treatment with colchicine tablets and remain alert for signs and symptoms of toxicities related to increased colchicine exposure as a result of a drug interaction. Signs and symptoms of colchicine tablets toxicity should be evaluated promptly and, if toxicity is suspected, colchicine tablets should be discontinued immediately.

Table 4 provides recommendations as a result of other potentially significant drug interactions. Table 1 provides recommendations for strong and moderate CYP3A4 inhibitors and P-gp inhibitors.

**Table 4. Other Potentially Significant Drug Interactions**

<b>Concomitant Drug Class or Food</b>	<b>Noted or Anticipated Outcome</b>	<b>Clinical Comment</b>
<b>HMG-Co A Reductase Inhibitors:</b> atorvastatin, fluvastatin, lovastatin, pravastatin, simvastatin	Pharmacokinetic and/or pharmacodynamic interaction: the addition of one drug to a stable long-term regimen of the other has resulted in myopathy and rhabdomyolysis	Weigh the potential benefits and risks and carefully monitor patients for any signs or symptoms of muscle pain, tenderness, or weakness, particularly during initial therapy; monitoring
<b>Other Lipid-Lowering Drugs:</b>		

fibrates, gemfibrozil	(including a fatality)	CPK (creatin phosphokinase) will not necessarily prevent the occurrence of severe myopathy.
<b>Digitalis Glycosides:</b> digoxin	P-gp substrate; rhabdomyolysis has been reported	

## 8 USE IN SPECIFIC POPULATIONS

### 8.1 Pregnancy

#### Risk Summary

Available data from published literature on colchicine use in pregnancy over several decades have not identified any drug associated risks for major birth defects, miscarriage, or adverse maternal or fetal outcomes (*see Data*). Colchicine crosses the human placenta. Although animal reproductive and developmental studies were not conducted with Colchicine, published animal reproduction and development studies indicate that colchicine causes embryofetal toxicity, teratogenicity and altered postnatal development at exposures within or above the clinical therapeutic range.

The estimated background risk of major birth defects and miscarriage for the indicated population is unknown. All pregnancies have a background risk of birth defect, loss, or other adverse outcomes. In the U.S. general population, the estimated background risk of major birth defects and miscarriage in clinically recognized pregnancies is 2 to 4% and 15 to 20%, respectively.

#### Data

##### *Human Data*

Available data from published observational studies, case series, and case reports over several decades do not suggest an increased risk for major birth defects or miscarriage in pregnant women with rheumatic diseases (such as rheumatoid arthritis, Behcet's disease, or familial Mediterranean fever (FMF) treated with colchicine at therapeutic doses during pregnancy. Limitations of these data include the lack of randomization and inability to control for confounders such as underlying maternal disease and maternal use of concomitant medications.

### 8.2 Lactation

#### Risk Summary

Colchicine is present in human milk (*see Data*). Adverse events in breastfed infants have not been reported in the published literature after administration of colchicine to lactating women. There are no data on the effects of colchicine on milk production. The developmental and health benefits of breastfeeding should be considered along with the mother's clinical need for colchicine and any potential adverse effects on the breastfed child from colchicine or from the underlying maternal condition.

#### Data

Limited published data from case reports and a small lactation study demonstrate that colchicine is present in breastmilk. A systematic review of literature reported no adverse effects in 149 breastfed children. In a prospective observational cohort study, no gastrointestinal or other symptoms were reported in 38 colchicine-exposed breastfed infants.

### 8.3 Females and Males of Reproductive Potential

## Infertility

Case reports and epidemiology studies in human male subjects on colchicine therapy indicated that infertility from colchicine is rare and may be reversible. A case report indicated that azoospermia was reversed when therapy was stopped. Case reports and epidemiology studies in female subjects on colchicine therapy have not established a clear relationship between colchicine use and female infertility. However, since the progression of FMF without treatment may result in infertility, the use of colchicine needs to be weighed against the potential risks [see *Nonclinical Toxicology (13.1)*].

## **8.4 Pediatric Use**

The safety and efficacy of colchicine in children of all ages with FMF has been evaluated in uncontrolled studies. There does not appear to be an adverse effect on growth in children with FMF treated long-term with colchicine. Safety and effectiveness of colchicine in pediatric patients with gout has not been established.

## **8.5 Geriatric Use**

Clinical studies with colchicine for prophylaxis and treatment of gout flares and for treatment of FMF did not include sufficient numbers of patients aged 65 years and older to determine whether they respond differently from younger patients. In general, dose selection for an elderly patient with gout should be cautious, reflecting the greater frequency of decreased renal function, concomitant disease or other drug therapy [see *Dosage and Administration (2.4)*, *Clinical Pharmacology (12.3)*].

## **8.6 Renal Impairment**

Colchicine is significantly excreted in urine in healthy subjects. Clearance of colchicine is decreased in patients with impaired renal function. Total body clearance of colchicine was reduced by 75% in patients with end-stage renal disease undergoing dialysis.

### Prophylaxis of Gout Flares

For prophylaxis of gout flares in patients with mild (estimated creatinine clearance  $Cl_{Cr}$  50 to 80 mL/min) to moderate ( $Cl_{Cr}$  30 to 50 mL/min) renal function impairment, adjustment of the recommended dose is not required, but patients should be monitored closely for adverse effects of colchicine. However, in patients with severe impairment, the starting dose should be 0.3 mg per day and any increase in dose should be done with close monitoring. For the prophylaxis of gout flares in patients undergoing dialysis, the starting doses should be 0.3 mg given twice a week with close monitoring [see *Dosage and Administration (2.5)*].

### Treatment of Gout Flares

For treatment of gout flares in patients with mild ( $Cl_{Cr}$  50 to 80 mL/min) to moderate ( $Cl_{Cr}$  30 to 50 mL/min) renal function impairment, adjustment of the recommended dose is not required, but patients should be monitored closely for adverse effects of colchicine. However, in patients with severe impairment, while the dose does not need to be adjusted for the treatment of gout flares, a treatment course should be repeated no more than once every two weeks. For patients with gout flares requiring repeated courses, consideration should be given to alternate therapy. For patients undergoing dialysis, the total recommended dose for the treatment of gout flares should be reduced to a single dose of 0.6 mg (one tablet). For these patients, the treatment course should not be repeated more than once every two weeks [see *Dosage and Administration (2.5)*].

## FMF

Although, pharmacokinetics of colchicine in patients with mild ( $Cl_{Cr}$  50 to 80 mL/min) and

moderate ( $Cl_{cr}$  30 to 50 mL/min) renal impairment is not known, these patients should be monitored closely for adverse effects of colchicine. Dose reduction may be necessary. In patients with severe renal failure ( $Cl_{cr}$  less than 30 mL/min) and end-stage renal disease requiring dialysis, Colchicine tablets may be started at the dose of 0.3 mg/day. Any increase in dose should be done with adequate monitoring of the patient for adverse effects of colchicine [see *Clinical Pharmacology (12.3)*, *Dosage and Administration (2.5)*].

## 8.7 Hepatic Impairment

The clearance of colchicine may be significantly reduced and plasma half-life prolonged in patients with chronic hepatic impairment compared to healthy subjects [see *Clinical Pharmacology (12.3)*].

### Prophylaxis of Gout Flares

For prophylaxis of gout flares in patients with mild to moderate hepatic function impairment, adjustment of the recommended dose is not required, but patients should be monitored closely for adverse effects of colchicine. Dose reduction should be considered for the prophylaxis of gout flares in patients with severe hepatic impairment [see *Dosage and Administration (2.6)*].

### Treatment of Gout Flares

For treatment of gout flares in patients with mild to moderate hepatic function impairment, adjustment of the recommended Colchicine dose is not required, but patients should be monitored closely for adverse effects of Colchicine. However, for the treatment of gout flares in patients with severe impairment, while the dose does not need to be adjusted, the treatment course should be repeated no more than once every two weeks. For these patients, requiring repeated courses for the treatment of gout flares, consideration should be given to alternate therapy [see *Dosage and Administration (2.6)*].

### FMF

In patients with severe hepatic disease, dose reduction should be considered with careful monitoring [see *Clinical Pharmacology (12.3)*, *Dosage and Administration (2.6)*].

## 9 DRUG ABUSE AND DEPENDENCE

Tolerance, abuse, or dependence with colchicine has not been reported.

## 10 OVERDOSAGE

The exact dose of colchicine that produces significant toxicity is unknown. Fatalities have occurred after ingestion of a dose as low as 7 mg over a four day period, while other patients have survived after ingesting more than 60 mg. A review of 150 patients who overdosed on colchicine found that those who ingested less than 0.5 mg/kg survived and tended to have milder toxicities, such as gastrointestinal symptoms, whereas those who took 0.5 to 0.8 mg/kg had more severe reactions, such as myelosuppression. There was 100% mortality in those who ingested more than 0.8 mg/kg.

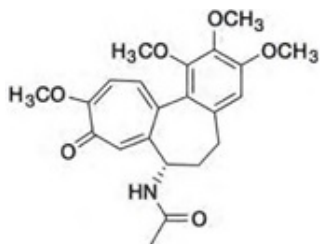
The first stage of acute colchicine toxicity typically begins within 24 hours of ingestion and includes gastrointestinal symptoms such as abdominal pain, nausea, vomiting, diarrhea, and significant fluid loss, leading to volume depletion. Peripheral leukocytosis may also be seen. Life-threatening complications occur during the second stage, which occurs 24 to 72 hours after drug administration, attributed to multiorgan failure and its consequences. Death is usually a result of respiratory depression and cardiovascular

collapse. If the patient survives, recovery of multiorgan injury may be accompanied by rebound leukocytosis and alopecia starting about one week after the initial ingestion.

Treatment of colchicine poisoning should begin with gastric lavage and measures to prevent shock. Otherwise, treatment is symptomatic and supportive. No specific antidote is known. Colchicine is not effectively removed by dialysis [see *Clinical Pharmacology* (12.3)].

## 11 DESCRIPTION

Colchicine is an alkaloid chemically described as (S)-N-(5,6,7,9-tetrahydro-1,2,3,10-tetramethoxy-9-oxobenzo[ $\alpha$ ]heptalen-7-yl)acetamide with a molecular formula of  $C_{22}H_{25}NO_6$  and a molecular weight of 399.4. The structural formula of colchicine is given below.



Colchicine occurs as a pale yellow powder that is soluble in water.

Colchicine tablets USP are supplied for oral administration as purple coloured, film coated, capsule shaped tablets, debossed with 'C' on one side and scored on the other side, containing 0.6 mg of the active ingredient colchicine USP. Inactive ingredients: carnauba wax, lactose monohydrate, magnesium stearate, microcrystalline cellulose, pregelatinized starch, sodium starch glycolate and Opadry-II purple [40L500004] (consisting of Polydextrose NF, HPMC 2910/Hypromellose USP 6mpas, HPMC 2910/Hypromellose USP 3mpas, Triacetin, HPMC 2910/Hypromellose USP 50 mpas, FD&C Blue #2/Indigo carmine Al 3 %-5 %, FD & C Red#40/Allura Red AC Aluminium Lake 15-17 %, Macrogol, Titanium Dioxide).

## 12 CLINICAL PHARMACOLOGY

### 12.1 Mechanism of Action

The mechanism by which colchicine tablets exerts its beneficial effect in patients with FMF has not been fully elucidated; however, evidence suggests that colchicine may interfere with the intracellular assembly of the inflammasome complex present in neutrophils and monocytes that mediates activation of interleukin-1 $\beta$ . Additionally, colchicine disrupts cytoskeletal functions through inhibition of  $\beta$ -tubulin polymerization into microtubules, and consequently prevents the activation, degranulation, and migration of neutrophils thought to mediate some gout symptoms.

### 12.3 Pharmacokinetics

#### Absorption

In healthy adults, colchicine tablets is absorbed when given orally, reaching a mean  $C_{max}$  of 2.5 ng/mL (range 1.1 to 4.4 ng/mL) in one to two hours (range 0.5 to 3 hours) after a single dose administered under fasting conditions.



Following oral administration of colchicine tablets given as 1.8 mg colchicine over one hour to healthy, young adults under fasting conditions, colchicine appears to be readily absorbed, reaching mean maximum plasma concentrations of 6.2 ng/mL at a median 1.81 hours (range: 1.0 to 2.5 hours). Following administration of the nonrecommended high-dose regimen (4.8 mg over six hours), mean maximal plasma concentrations were 6.8 ng/mL, at a median 4.47 hours (range: 3.1 to 7.5 hours).

After ten days on a regimen of 0.6 mg twice daily, peak concentrations are 3.1 to 3.6 ng/mL (range 1.6 to 6.0 ng/mL), occurring 1.3 to 1.4 hours postdose (range 0.5 to 3.0 hours). Mean pharmacokinetic parameter values in healthy adults are shown in *Table 5*.

**Table 5. Mean (%CV) Pharmacokinetic Parameters in Healthy Adults Given Colchicine Tablets**

<b>C<sub>max</sub> (Colchicine ng/mL)</b>	<b>T<sub>max</sub>* (h)</b>	<b>Vd/F (L)</b>	<b>CL/F (L/hr)</b>	<b>t<sub>1/2</sub> (h)</b>
<b>Colchicine Tablets 0.6 mg Single Dose (N=13)</b>				
2.5 (28.7)	1.5 (1.0 - 3.0)	341.5 (54.4)	54.1 (31.0)	--
<b>Colchicine Tablets 0.6 mg Twice Daily × 10 Days (N=13)</b>				
3.6 (23.7)	1.3 (0.5 - 3.0)	1150 (18.7)	30.3 (19.0)	26.6 (16.3)

\*T<sub>max</sub> mean (range)

CL = Dose/AUC<sub>0-t</sub> (calculated from mean values)

Vd = CL/Ke (calculated from mean values)

In some subjects, secondary colchicine peaks are seen, occurring between three and 36 hours postdose and ranging from 39 to 155% of the height of the initial peak. These observations are attributed to intestinal secretion and reabsorption and/or biliary recirculation.

Absolute bioavailability is reported to be approximately 45%.

Administration of colchicine tablets with food has no effect on the rate of colchicine absorption but does decrease the extent of colchicine by approximately 15%. This is without clinical significance.

#### Distribution

The mean apparent volume of distribution in healthy young volunteers is approximately 5 to 8 L/kg.

Colchicine binding to serum protein is low, 39 ± 5%, primarily to albumin regardless of concentration.

Colchicine crosses the placenta (plasma levels in the fetus are reported to be approximately 15% of the maternal concentration). Colchicine also distributes into breast milk at concentrations similar to those found in the maternal serum. [see *Use in Specific Populations (8.1, 8.2)*].

#### Metabolism

Colchicine is demethylated to two primary metabolites, 2-O-demethylcolchicine and 3-O-demethylcolchicine (2- and 3-DMC, respectively) and one minor metabolite, 10-O-demethylcolchicine (also known as colchiceine). *In vitro* studies using human liver microsomes have shown that CYP3A4 is involved in the metabolism of colchicine to 2- and 3-DMC. Plasma levels of these metabolites are minimal (less than 5% of parent drug).

### Elimination/Excretion

In healthy volunteers (n=12), 40 to 65% of 1 mg orally administered colchicine was recovered unchanged in urine. Enterohepatic recirculation and biliary excretion are also postulated to play a role in colchicine elimination. Following multiple oral doses (0.6 mg twice daily), the mean elimination half-lives in young healthy volunteers (mean age 25 to 28 years of age) is 26.6 to 31.2 hours. Colchicine is a substrate of P-gp.

### *Extracorporeal Elimination*

Colchicine is not removed by hemodialysis.

### Special Populations

There is no difference between men and women in the pharmacokinetic disposition of colchicine.

### *Pediatric Patients*

Pharmacokinetics of colchicine was not evaluated in pediatric patients.

### *Elderly*

A published report described the pharmacokinetics of 1 mg oral colchicine tablet in four elderly women compared to six young healthy males. The mean age of the four elderly women was 83 years (range 75 to 93), mean weight was 47 kg (38 to 61 kg) and mean creatinine clearance was 46 mL/min (range 25 to 75 mL/min). Mean peak plasma levels and AUC of colchicine were two times higher in elderly subjects compared to young healthy males.

A pharmacokinetic study using a single oral dose of one 0.6 mg colchicine tablet was conducted in young healthy subjects (n=20) between the ages of 18 and 30 years and elderly subjects (n=18) between the ages of 60 and 70 years. Elderly subjects in this study had a median age of 62 years and a mean ( $\pm$ SD) age of  $62.83 \pm 2.83$  years. A statistically significant difference in creatinine clearance (mean  $\pm$  SD) was found between the two age groups ( $132.56 \pm 23.16$  mL/min for young vs.  $87.02 \pm 17.92$  mL/min for elderly subjects, respectively). The following pharmacokinetic parameter values (mean  $\pm$  SD) were observed for colchicine in the young and elderly subjects, respectively: AUC<sub>0-inf</sub> (ng/hr/mL)  $22.39 \pm 6.95$  and  $25.01 \pm 6.92$ ; C<sub>max</sub> (ng/mL)  $2.61 \pm 0.71$  and  $2.56 \pm 0.97$ ; T<sub>max</sub> (hr)  $1.38 \pm 0.42$  and  $1.25 \pm 0.43$ ; apparent elimination half-life (hr)  $24.92 \pm 5.34$  and  $30.06 \pm 10.78$ ; and clearance (mL/min)  $0.0321 \pm 0.0091$  and  $0.0292 \pm 0.0071$ .

Clinical studies with colchicine for prophylaxis and treatment of gout flares and for treatment of FMF did not include sufficient numbers of patients aged 65 years and older to determine whether they respond differently than younger patients. In general, dose selection for an elderly patient with gout should be cautious, reflecting the greater frequency of decreased renal function, concomitant disease or other drug therapy [see *Dosage and Administration (2.4), Use in Specific Populations (8.5)*].

### *Renal Impairment*

Pharmacokinetics of colchicine in patients with mild and moderate renal impairment is not known. A published report described the disposition of colchicine (1 mg) in young

adult men and women with FMF who had normal renal function or end-stage renal disease requiring dialysis. Patients with end-stage renal disease had 75% lower colchicine clearance (0.17 vs 0.73 L/hr/kg) and prolonged plasma elimination half-life (18.8 vs 4.4 hours) as compared to subjects with FMF and normal renal function [See *Dosage and Administration (2.5)*, *Use in Specific Populations (8.6)*].

### Hepatic Impairment

Published reports on the pharmacokinetics of IV colchicine in patients with severe chronic liver disease, as well as those with alcoholic or primary biliary cirrhosis, and normal renal function suggest wide interpatient variability. In some subjects with mild to moderate cirrhosis, the clearance of colchicine is significantly reduced and plasma half-life prolonged compared to healthy subjects. In subjects with primary biliary cirrhosis, no consistent trends were noted [see *Dosage and Administration (2.6)*, *Use in Specific Populations (8.7)*]. No pharmacokinetic data are available for patients with severe hepatic impairment (Child-Pugh C).

### Drug Interactions

#### *In Vitro Drug Interactions*

*In vitro* studies in human liver microsomes have shown that colchicine is not an inhibitor or inducer of CYP1A2, CYP2A6, CYP2B6, CYP2C8, CYP2C9, CYP2C19, CYP2D6, CYP2E1, or CYP3A4 activity.

#### *In Vivo Drug Interactions*

The effects of coadministration of other drugs with colchicine tablets on  $C_{max}$ , AUC, and  $C_{min}$  are summarized in *Table 6* (effect of other drugs on colchicine) and *Table 7* (effect of colchicine on other drugs). For information regarding clinical recommendations, see *Table 1* in Dose Modification for Coadministration of Interacting Drugs [see *Dosage and Administration (2.4)*].

**Table 6. Drug Interactions: Pharmacokinetic Parameters for Colchicine Tablets in the Presence of the Coadministered Drug**

Coadministered Drug	Dose of Coadministered Drug (mg)	Dose of colchicine tablets (mg)	N	% Change in Colchicine Concentrations from Baseline (Range: Min - Max)	
				$C_{max}$	AUC <sub>0-t</sub>
Cyclosporine	100 mg single dose	0.6 mg single dose	23	270.0 (62.0 to 606.9)	259.0 (75.8 to 511.9)
Clarithromycin	250 mg twice daily, 7 days	0.6 mg single dose	23	227.2 (65.7 to 591.1)	281.5 (88.7 to 851.6)
Ketoconazole	200 mg twice daily, 5 days	0.6 mg single dose	24	101.7 (19.6 to 219.0)	212.2 (76.7 to 419.6)
	100 mg twice daily, 5 days	0.6 mg single dose		184.4 (70.2 to 298.6)	296.0 (152.0 to 440.0)

Ritonavir	daily, 5 days	single dose	18	(19.2 to 447.4)	(55.0 to 924.4)
Verapamil	240 mg daily, 5 days	0.6 mg single dose	24	40.1 (-47.1 to 149.5)	103.3 (-9.8 to 217.2)
Diltiazem	240 mg daily, 7 days	0.6 mg single dose	20	44.2 (-46.0 to 318.3)	93.4 (-30.2 to 338.6)
Azithromycin	500 mg × 1 day, then 250 mg × 4 days	0.6 mg single dose	21	21.6 (-41.7 to 222.0)	57.1 (-24.3 to 241.1)
Grapefruit juice	240 mL twice daily, 4 days	0.6 mg single dose	21	-2.55 (-53.4 to 55.0)	-2.36 (-46.4 to 62.2)

Estrogen-containing oral contraceptives: In healthy female volunteers given ethinyl estradiol and norethindrone (Ortho-Novum 1/35) coadministered with colchicine tablets (0.6 mg twice daily × 14 days), hormone concentrations are not affected.

In healthy volunteers given theophylline coadministered with colchicine tablets (0.6 mg twice daily × 14 days), theophylline concentrations were not affected.

**Table 7. Drug Interactions: Pharmacokinetic Parameters for Coadministration of Drug in the Presence of Colchicine Tablets**

Coadministered Drug	Dose of Coadministered Drug (mg)	Dose of Colchicine tablets (mg)	N	% Change in Coadministered Drug Concentrations from Baseline (Range: Min - Max)	
				C <sub>max</sub>	AUC <sub>0-t</sub>
Theophylline	300 mg (elixir) single dose	0.6 mg twice daily × 14 days	27	1.6 (-30.4 to 23.1)	1.6 (-28.5 to 27.1)
Ethinyl Estradiol (Ortho-Novum 1/35)	21-day cycle (active treatment) + 7-day placebo	0.6 mg twice daily × 14 days	27*	-6.7 (-40.3 to 44.7)	-3.0 <sup>†</sup> (-25.3 to 24.9)
Norethindrone (Ortho-Novum 1/35)				0.94 (-37.3 to 59.4)	-1.6 <sup>†</sup> (-32.0 to 33.7)

\*Conducted in healthy adult females

<sup>†</sup>AUC<sub>τ</sub>

## 13 NONCLINICAL TOXICOLOGY

### 13.1 Carcinogenesis, Mutagenesis, Impairment of Fertility

## **Carcinogenesis**

Two-year studies were conducted in mice and rats to assess the carcinogenic potential of colchicine. No evidence of colchicine-related tumorigenicity was observed in mice or rats at colchicine oral doses up to 3 and 2 mg/kg/day, respectively (approximately six and eight times, respectively, the maximum recommended human dose of 2.4 mg on a mg/m<sup>2</sup> basis).

## **Mutagenesis**

Colchicine was negative for mutagenicity in the bacterial reverse mutation assay. In a chromosomal aberration assay in cultured human white blood cells, colchicine treatment resulted in the formation of micronuclei. Since published studies demonstrated that colchicine induces aneuploidy from the process of mitotic nondisjunction without structural DNA changes, colchicine is not considered clastogenic, although micronuclei are formed.

## **Impairment of Fertility**

No studies of colchicine effects on fertility were conducted with colchicine tablets. However, published nonclinical studies demonstrated that colchicine-induced disruption of microtubule formation affects meiosis and mitosis. Reproductive studies also reported abnormal sperm morphology and reduced sperm counts in males, and interference with sperm penetration, second meiotic division, and normal cleavage in females when exposed to colchicine. Colchicine administered to pregnant animals resulted in fetal death and teratogenicity. These effects were dose-dependent, with the timing of exposure critical for the effects on embryofetal development. The nonclinical doses evaluated were generally higher than an equivalent human therapeutic dose, but safety margins for reproductive and developmental toxicity could not be determined.

## **14 CLINICAL STUDIES**

The evidence for the efficacy of colchicine in patients with chronic gout is derived from the published literature. Two randomized clinical trials assessed the efficacy of colchicine 0.6 mg twice a day for the prophylaxis of gout flares in patients with gout initiating treatment with urate-lowering therapy. In both trials, treatment with colchicine decreased the frequency of gout flares.

The efficacy of a low-dosage regimen of oral colchicine (Colchicine tablets total dose 1.8 mg over one hour) for treatment of gout flares was assessed in a multicenter, randomized, double-blind, placebo-controlled, parallel group, one-week, dose-comparison study. Patients meeting American College of Rheumatology criteria for gout were randomly assigned to three groups: high-dose colchicine (1.2 mg, then 0.6 mg hourly × 6 hours [4.8 mg total]); low-dose colchicine (1.2 mg, then 0.6 mg in one hour [1.8 mg total] followed by five placebo doses hourly); or placebo (two capsules, then one capsule hourly × six hours). Patients took the first dose within 12 hours of the onset of the flare and recorded pain intensity (11-point Likert scale) and adverse events over 72 hours. The efficacy of colchicine was measured based on response to treatment in the target joint, using patient self-assessment of pain at 24 hours following the time of first dose as recorded in the diary. A responder was one who achieved at least a 50% reduction in pain score at the 24-hour postdose assessment relative to the pretreatment score and did not use rescue medication prior to the actual time of 24-hour postdose assessment.

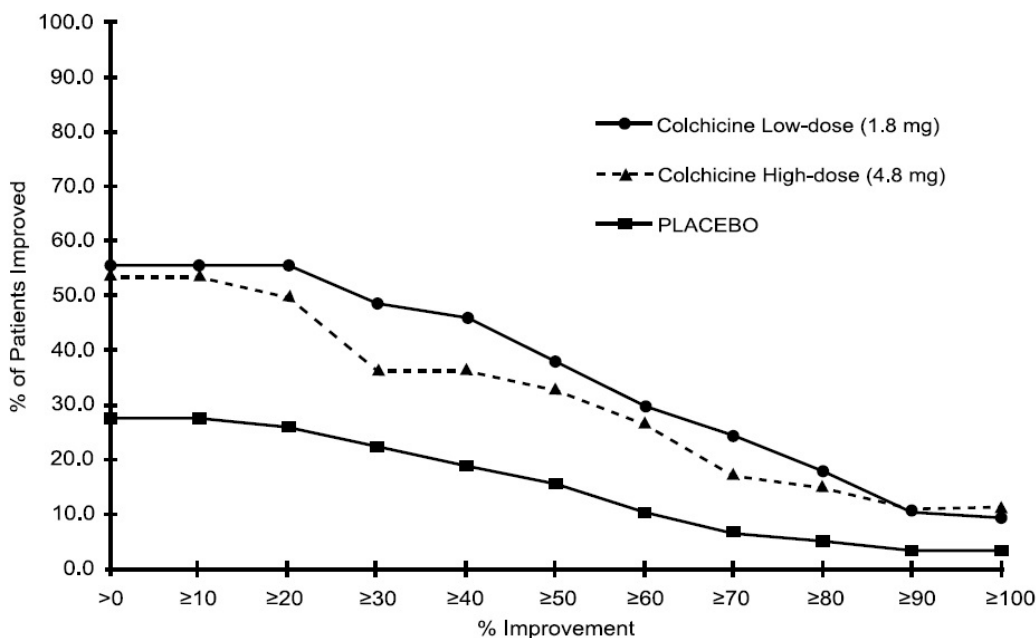
Rates of response were similar for the recommended low-dose treatment group (38%) and the nonrecommended high-dose group (33%) but were higher as compared to the placebo group (16%) as shown in *Table 8*.

**Table 8. Number (%) of Responders Based on Target Joint Pain Score at 24 Hours Post First Dose**

Colchicine Dose Responders n (%)		Placebo n (%) (n=58)	% Differences in Proportion	
Low-Dose (n=74)	High-Dose (n=52)		Low-Dose vs Placebo (95% CI)	High-Dose vs Placebo (95% CI)
28 (38%)	17 (33%)	9 (16%)	22 (8, 37)	17 (1, 33)

Figure 1 shows the percentage of patients achieving varying degrees of improvement in pain from baseline at 24 hours.

**Figure 1 Pain Relief on Low and High Doses of Colchicine and Placebo (Cumulative)**



The evidence for the efficacy of colchicine in patients with FMF is derived from the published literature. Three randomized, placebo-controlled studies were identified. The three placebo-controlled studies randomized a total of 48 adult patients diagnosed with FMF and reported similar efficacy endpoints as well as inclusion and exclusion criteria.

One of the studies randomized 15 patients with FMF to a six month crossover study during which five patients discontinued due to study noncompliance. The ten patients completing the study experienced five attacks over the course of 90 days while treated with colchicine compared to 59 attacks over the course of 90 days while treated with placebo. Similarly, the second study randomized 22 patients with FMF to a four-month crossover study during which nine patients discontinued due to lack of efficacy while

receiving placebo or study noncompliance. The 13 patients completing the study experienced 18 attacks over the course of 60 days while treated with colchicine compared to 68 attacks over the course of 60 days while treated with placebo. The third study was discontinued after an interim analysis of six of the 11 patients enrolled had completed the study; results could not be confirmed.

Open-label experience with colchicine in adults and children with FMF is consistent with the randomized, controlled trial experience and was utilized to support information on the safety profile of colchicine and for dosing recommendations.

## **16 HOW SUPPLIED/STORAGE AND HANDLING**

### **16.1 How Supplied**

Colchicine tablets USP 0.6 mg are supplied as purple-colored film-coated capsule-shaped tablets, debossed with 'C' on one side and scored on the other side in bottles of 30 with NDC No. 23155-855-03 and bottles of 100 with NDC No. 23155-855-01

### **16.2 Storage**

Store at 20°C to 25°C (68°F to 77°F). [See USP Controlled Room Temperature]. Protect from light.

DISPENSE IN TIGHT, LIGHT-RESISTANT CONTAINER.

## **17 PATIENT COUNSELING INFORMATION**

Advise the patient to read the FDA-approved patient labeling (Medication Guide)

### Dosing Instructions

Patients should be advised to take colchicine tablets as prescribed, even if they are feeling better. Patients should not alter the dose or discontinue treatment without consulting with their doctor. If a dose of colchicine tablets is missed:

- For treatment of a gout flare when the patient is not being dosed for prophylaxis, take the missed dose as soon as possible.
- For treatment of a gout flare during prophylaxis, take the missed dose immediately, wait 12 hours, then resume the previous dosing schedule.
- For prophylaxis without treatment for a gout flare, or FMF, take the dose as soon as possible and then return to the normal dosing schedule. However, if a dose is skipped the patient should not double the next dose.

### Fatal Overdose

Instruct patient that fatal overdoses, both accidental and intentional, have been reported in adults and children who have ingested colchicine. Colchicine tablets should be kept out of the reach of children.

### Blood Dyscrasias

Patients should be informed that bone marrow depression with agranulocytosis, aplastic anemia, and thrombocytopenia may occur with colchicine tablets.

### Drug and Food Interactions

Patients should be advised that many drugs or other substances may interact with colchicine tablets and some interactions could be fatal. Therefore, patients should report to their healthcare provider all of the current medications they are taking, and check with their healthcare provider before starting any new medications, particularly

antibiotics. Patients should also be advised to report the use of nonprescription medication or herbal products. Grapefruit and grapefruit juice may also interact and should not be consumed during colchicine tablets treatment.

### Neuromuscular Toxicity

Patients should be informed that muscle pain or weakness, tingling or numbness in fingers or toes may occur with colchicine tablets alone or when it is used with certain other drugs. Patients developing any of these signs or symptoms must discontinue colchicine tablets and seek medical evaluation immediately.

### Infertility

Advise males of reproductive potential that colchicine tablets may rarely and transiently impair fertility [*see Use in Specific Populations (8.3)*].

Dispense with Medication Guide available at: [www.avetpharma.com/product](http://www.avetpharma.com/product).

Manufactured By:

#### **Strides Pharma Science Ltd.**

Bengaluru-562106, India

Manufactured for:

#### **Avet Pharmaceuticals Inc.**

East Brunswick, NJ 08816

1.866.901.DRUG (3784)



### **Revised: 02/2023**

Dispense with Medication Guide available at:  
[www.avetpharma.com/product](http://www.avetpharma.com/product).

## **MEDICATION GUIDE**

### **Colchicine tablets (KOL-chi-seen)**

Read the Medication Guide that comes with colchicine tablets before you start taking it and each time you get a refill. There may be new information. This Medication Guide does not take the place of talking to your healthcare provider about your medical condition or treatment. You and your healthcare provider should talk about colchicine tablets when you start taking it and at regular checkups.

### **What is the most important information that I should know about colchicine tablets?**

Colchicine tablets can cause serious side effects or death if levels of colchicine are too high in your body.

- Taking certain medicines with colchicine tablets can cause your level of colchicine to be too high, especially if you have kidney or liver problems.
- Tell your healthcare provider about all your medical conditions, including if you have kidney or liver problems. Your dose of colchicine tablets may need to be changed.
- Tell your healthcare provider about all the medicines you take, including prescription



and nonprescription medicines, vitamins and herbal supplements.

- Even medicines that you take for a short period of time, such as antibiotics, can interact with colchicine and cause serious side effects or death.
- Talk to your healthcare provider or pharmacist before taking any new medicine.
- Especially tell your healthcare provider if you take:

<ul style="list-style-type: none"><li>• atazanavir sulfate (Reyataz)</li></ul>	<ul style="list-style-type: none"><li>• clarithromycin (Biaxin)</li></ul>
<ul style="list-style-type: none"><li>• cyclosporine (Neoral, Gengraf, Sandimmune)</li></ul>	<ul style="list-style-type: none"><li>• darunavir (Prezista)</li></ul>
<ul style="list-style-type: none"><li>• fosamprenavir (Lexiva) with ritonavir</li></ul>	<ul style="list-style-type: none"><li>• fosamprenavir (Lexiva)</li></ul>
<ul style="list-style-type: none"><li>• indinavir (Crixivan)</li></ul>	<ul style="list-style-type: none"><li>• itraconazole (Sporanox)</li></ul>
<ul style="list-style-type: none"><li>• ketoconazole (Nizoral)</li></ul>	<ul style="list-style-type: none"><li>• lopinavir/ritonavir (Kaletra)</li></ul>
<ul style="list-style-type: none"><li>• nefazodone (Serzone)</li></ul>	<ul style="list-style-type: none"><li>• nelfinavir mesylate (Viracept)</li></ul>
<ul style="list-style-type: none"><li>• ritonavir (Norvir)</li></ul>	<ul style="list-style-type: none"><li>• saquinavir mesylate (Invirase)</li></ul>
<ul style="list-style-type: none"><li>• telithromycin (Ketek)</li></ul>	<ul style="list-style-type: none"><li>• tipranavir (Aptivus)</li></ul>

Ask your healthcare provider or pharmacist if you are not sure if you take any of the medicines listed above. This is not a complete list of all the medicines that can interact with colchicine.

- Know the medicines you take. Keep a list of them and show it to your healthcare provider and pharmacist when you get a new medicine.
- Keep colchicine tablets out of the reach of children.

### **What are Colchicine tablets?**

Colchicine tablets are a prescription medicine used to:

- prevent and treat gout flares in adults
- treat familial Mediterranean fever (FMF) in adults and children age 4 or older

Colchicine tablets are not a pain medicine, and it should not be taken to treat pain related to other conditions unless specifically prescribed for those conditions.

### **Who should not take colchicine tablets?**

Do not take Colchicine Tablets if you have liver or kidney problems and you take certain other medicines. Serious side effects, including death, have been reported in these patients even when taken as directed. See **"What is the most important**

## **information that I should know about colchicine tablets?"**

### **What should I tell my healthcare provider before starting colchicine tablets?**

See "**What is the most important information that I should know about colchicine tablets?"**

Before you take colchicine tablets, tell your healthcare provider about all your medical conditions, including if you:

- have liver or kidney problems.
- are pregnant or plan to become pregnant. It is not known if colchicine tablets will harm your unborn baby. Talk to your healthcare provider if you are pregnant or plan to become pregnant.
- are a **male** with a female partner who can become pregnant. Receiving treatment with colchicine tablets may be related to infertility in some men that is reversible when treatment is stopped.
- are breastfeeding or plan to breastfeed. Colchicine passes into your breast milk. You and your healthcare provider should decide if you will take colchicine tablets while breastfeeding. If you take colchicine tablets and breastfeed, you should talk to your child's healthcare provider about how to watch for side effects in your child.

Tell your healthcare provider about all the medicines you take, including ones that you may only be taking for a short time, such as antibiotics. See "**What is the most important information that I should know about colchicine tablets?"**

Do not start a new medicine without talking to your healthcare provider.

Using colchicine tablets with certain other medicines, such as cholesterol-lowering medications and digoxin, can affect each other, causing serious side effects. Your healthcare provider may need to change your dose of colchicine tablets. Talk to your healthcare provider about whether the medications you are taking might interact with colchicine tablets and what side effects to look for.

### **How should I take colchicine tablets?**

- Take colchicine tablets exactly as your healthcare provider tells you to take it. **If you are not sure about your dosing**, call your healthcare provider.
- Colchicine tablets can be taken with or without food.
- If you take too much colchicine tablets, go to the nearest hospital emergency room right away.
- Do not stop taking colchicine tablets even if you start to feel better, unless your healthcare provider tells you.
- Your healthcare provider may do blood tests while you take colchicine tablets.
- If you take colchicine tablets daily and you miss a dose, then take it as soon as you remember. If it is almost time for your next dose, just skip the missed dose. Take the next dose at your regular time. Do not take 2 doses at the same time.
- If you have a gout flare while taking colchicine tablets daily, report this to your healthcare provider.

### **What should I avoid while taking colchicine tablets?**

Avoid eating grapefruit or drinking grapefruit juice while taking colchicine tablets. It can increase your chances of getting serious side effects.

### **What are the possible side effects of colchicine tablets?**

Colchicine tablets can cause serious side effects or even cause death. See "**What is the most important information that I should know about colchicine tablets?"**

Get medical help right away if you have:

- Muscle weakness or pain
- Numbness or tingling in your fingers or toes
- Unusual bleeding or bruising
- Increased infections
- Feel weak or tired
- Pale or gray color to your lips, tongue or palms of your hands
- Severe diarrhea or vomiting

**Gout Flares:** The most common side effect of colchicine tablets in people who have gout flares is diarrhea.

**FMF:** The most common side effects of colchicine tablets in people who have FMF are abdominal pain, diarrhea, nausea and vomiting.

Tell your healthcare provider if you have any side effect that bothers you or that does not go away. These are not all of the possible side effects of colchicine tablets. For more information, ask your healthcare provider or pharmacist.

Call your doctor for medical advice about side effects. You may report side effects to FDA at 1-800-FDA-1088 or [www.fda.gov/medwatch](http://www.fda.gov/medwatch) or Avet Pharmaceuticals Inc. at 1-866-901-DRUG (3784) or go to [www.avetpharma.com](http://www.avetpharma.com).

### **How should I store Colchicine tablets?**

- Store colchicine tablets at room temperature between 68°F and 77°F (20°C and 25°C).
- Keep colchicine tablets in a tightly closed container.
- Keep colchicine tablets out of the light.

**Keep Colchicine tablets and all medicines out of the reach of children.**

### **General Information about colchicine tablets**

Medicines are sometimes prescribed for purposes other than those listed in a Medication Guide. Do not use colchicine tablets for a condition for which it was not prescribed. Do not give colchicine tablets to other people, even if they have the same symptoms that you have. It may harm them. This Medication Guide summarizes the most important information about colchicine tablets. If you would like more information, talk with your healthcare provider. You can ask your healthcare provider or pharmacist for information about colchicine tablets that is written for healthcare professionals.

### **What are the ingredients in colchicine tablets?**

**Active Ingredient:** colchicine.

**Inactive Ingredients:** carnauba wax, lactose monohydrate, magnesium stearate, microcrystalline cellulose, pregelatinized starch, sodium starch glycolate and Opadry-II 40L500004 Purple (Polydextrose, Hypromellose USP (3mPas), Hypromellose USP (6mPas), Triacetin, Hypromellose USP (50mPas), FD&C Blue # 2/ Indigo carmine AL 3% - 5%, FD&C Red #40 / Allura Red AC Aluminium lake 15 - 17%, Macrogol / PEG NF (8000), Titanium Dioxide).

Dispense with Medication Guide available at: [www.avetpharma.com/product](http://www.avetpharma.com/product).

Manufactured by:

**Strides Pharma Science Ltd.**

Bengaluru-562106, India

Manufactured for:

**Avet Pharmaceuticals Inc.**

East Brunswick, NJ 08816

1.866.901.DRUG (3784)




Revised: 02/2023

This Medication Guide has been approved by the U.S. Food and Drug Administration

PACKAGE LABEL.PRINCIPAL DISPLAY PANEL

4836



**NDC 23155-855-03**  
**Colchicine Tablets, USP**  
**0.6 mg**

**PHARMACIST:**  
PLEASE DISPENSE THE MEDICATION GUIDE TO EACH PATIENT.

**30 Tablets** Rx only



See package insert for full prescribing information.  
Each film coated tablet contains: 0.6 mg Colchicine, USP.  
**Storage:**  
Store at 20°C to 25°C (68°F to 77°F). [See USP Controlled Room Temperature] Protect from light.  
**DISPENSE IN TIGHT, LIGHT RESISTANT CONTAINER**  
Dispense with Medication Guide available at: [www.avetpharma.com/product](http://www.avetpharma.com/product).

Rev. 02/2023  
Manufactured for:  
**Avet Pharmaceuticals Inc.**  
East Brunswick, NJ 08816  
1.866.901.DRUG (3784)  
GTIN: 00323155855036

Manufactured by:  
**Strides Pharma Science Ltd.**  
Bengaluru - 562106, India.  
Code No.: KR/DRUGS/KTK/25/415/98


SN:  
EXP:  
LOT:

NON VARNISHED AREA\*  
37 x 15 mm  
Batch details & 2D barcode along with human readable details to be overprinted during batch packing as per specimen.

1048412  
3  
2  
3  
1  
5  
5  
8  
5  
5  
0  
3  
9

PACKAGE LABEL.PRINCIPAL DISPLAY PANEL


4837



**NDC 23155-855-01**  
**Colchicine Tablets, USP**  
**0.6 mg**

**PHARMACIST:**  
PLEASE DISPENSE THE MEDICATION GUIDE TO EACH PATIENT.

**100 Tablets** Rx only



See package insert for full prescribing information.  
Each film coated tablet contains: 0.6 mg Colchicine, USP.  
**Storage:**  
Store at 20°C to 25°C (68°F to 77°F). [See USP Controlled Room Temperature] Protect from light.  
**DISPENSE IN TIGHT, LIGHT RESISTANT CONTAINER**  
Dispense with Medication Guide available at: [www.avetpharma.com/product](http://www.avetpharma.com/product).

Rev. 02/2023  
Manufactured for:  
**Avet Pharmaceuticals Inc.**  
East Brunswick, NJ 08816  
1.866.901.DRUG (3784)  
GTIN: 00323155855012

Manufactured by:  
**Strides Pharma Science Ltd.**  
Bengaluru - 562106, India.  
Code No.: KR/DRUGS/KTK/25/415/98

SN:  
EXP:  
LOT:

NON VARNISHED AREA\*  
37 x 15 mm  
Batch details & 2D barcode along with human readable details to be overprinted during batch packing as per specimen.

1048413  
3  
2  
3  
1  
5  
5  
8  
5  
5  
0  
1  
2

**COLCHICINE**  
colchicine tablet, film coated

**Product Information**

<b>Product Type</b>	HUMAN PRESCRIPTION DRUG	<b>Item Code (Source)</b>	NDC:23155-855
<b>Route of Administration</b>	ORAL		

**Active Ingredient/Active Moiety**

Ingredient Name	Basis of Strength	Strength
Colchicine (UNII: SML2Y3J35T) (Colchicine - UNII:SML2Y3J35T)	Colchicine	0.6 mg

**Inactive Ingredients**

Ingredient Name	Strength
carnauba wax (UNII: R12CBM0EIZ)	
cellulose, microcrystalline (UNII: OP1R32D61U)	
FD&C blue no. 2 (UNII: L06K8R7DQK)	
FD&C red no. 40 (UNII: WZB9127XOA)	
HYPROMELLOSE 2910 (3 MPA.S) (UNII: 0VUT3PMY82)	
HYPROMELLOSE 2910 (50 MPA.S) (UNII: 1IVH67816N)	
HYPROMELLOSE 2910 (6 MPA.S) (UNII: 0WZ8WG20P6)	
lactose monohydrate (UNII: EWQ57Q8I5X)	
magnesium stearate (UNII: 70097M6I30)	
POLYDEXTROSE (UNII: VH2XOU12IE)	
POLYETHYLENE GLYCOL, UNSPECIFIED (UNII: 3WJQ0SDW1A)	
sodium starch glycolate type A potato (UNII: 5856J3G2A2)	
STARCH, CORN (UNII: O8232NY3SJ)	
titanium dioxide (UNII: 15FIX9V2JP)	
triacetin (UNII: XHX3C3X673)	

**Product Characteristics**

Color	PURPLE (Film Coated)	Score	2 pieces
Shape	CAPSULE (capsule shaped)	Size	8mm
Flavor		Imprint Code	C
Contains			

**Packaging**

#	Item Code	Package Description	Marketing Start Date	Marketing End Date
1	NDC:23155-855-03	30 in 1 BOTTLE, PLASTIC; Type 0: Not a Combination Product	03/26/2023	
2	NDC:23155-855-01	100 in 1 BOTTLE, PLASTIC; Type 0: Not a Combination Product	03/26/2023	

**Marketing Information**

Marketing Category	Application Number or Monograph Citation	Marketing Start Date	Marketing End Date
ANDA	ANDA209173	03/26/2023	

**Labeler** - Heritage Pharmaceuticals Inc. d/b/a Avet Pharmaceuticals Inc. (780779901)