

**RISPERIDONE - risperidone tablet, film coated**  
**Aurolife Pharma LLC**

-----

**HIGHLIGHTS OF PRESCRIBING INFORMATION**

These highlights do not include all the information needed to use risperidone safely and effectively. See full prescribing information for risperidone tablets, USP.

**Risperidone Tablets, USP**  
**Initial U.S. Approval: 1993**

**WARNING: INCREASED MORTALITY IN ELDERLY PATIENTS WITH DEMENTIA-RELATED PSYCHOSIS**

*See full prescribing information for complete boxed warning.*

**Elderly patients with dementia-related psychosis treated with antipsychotic drugs are at an increased risk of death. Risperidone is not approved for use in patients with dementia-related psychosis. (5.1)**

----- **RECENT MAJOR CHANGES** -----

Warnings and Precautions, Metabolic Changes(5.5)  
September 2011

----- **INDICATIONS AND USAGE** -----

Risperidone is an atypical antipsychotic agent indicated for:

- Treatment of schizophrenia in adults and adolescents aged 13 to 17 years (1.1)
- Alone, or in combination with lithium or valproate, for the short-term treatment of acute manic or mixed episodes associated with Bipolar I Disorder in adults, and alone in children and adolescents aged 10 to 17 years (1.2)
- Treatment of irritability associated with autistic disorder in children and adolescents aged 5 to 16 years (1.3)

----- **DOSAGE AND ADMINISTRATION** -----

	Initial Dose	Titration	Target Dose	Effective Dose Range
Schizophrenia - adults (2.1)	2 mg/day	1 to 2 mg daily	4 to 8 mg daily	4 to 16 mg/day
Schizophrenia - adolescents (2.1)	0.5 mg/day	0.5 to 1 mg daily	3 mg/day	1 to 6 mg/day
Bipolar mania - adults (2.2)	2 to 3 mg/day	1 mg daily	1 to 6 mg /day	1 to 6 mg/day
Bipolar mania in children/adolescents (2.2)	0.5 mg/day	0.5 to 1 mg daily	2.5 mg/ day	0.5 to 6 mg/day
Irritability associated with autistic disorder (2.3)	0.25 mg/day (<20 kg) 0.5 mg/day (≥20 kg)	0.25 to 0.5 mg at ≥ 2 weeks	0.5 mg/day (<20 kg) 1 mg /day (≥20 kg)	0.5 to 3 mg/day

----- **DOSAGE FORMS AND STRENGTHS** -----

- Tablets: 0.25 mg, 0.5 mg, 1 mg, 2 mg, 3 mg, and 4 mg (3)

----- **CONTRAINDICATIONS** -----

- Known hypersensitivity to the product (4)

----- **WARNINGS AND PRECAUTIONS** -----

- Cerebrovascular events, including stroke, in elderly patients with dementia-related psychosis. Risperidone is not approved for use in patients with dementia-related psychosis (5.2)
- Neuroleptic Malignant Syndrome (5.3)
- Tardive dyskinesia (5.4)
  - Metabolic Changes: Atypical antipsychotic drugs have been associated with metabolic changes that may increase

cardiovascular/cerebrovascular risk. These metabolic changes include hyperglycemia, dyslipidemia, and weight gain. (5.5)

- o *Hyperglycemia and Diabetes Mellitus*: Monitor patients for symptoms of hyperglycemia including polydipsia, polyuria, polyphagia, and weakness. Monitor glucose regularly in patients with diabetes or at risk for diabetes. (5.5)
- o *Dyslipidemia*: Undesirable alterations have been observed in patients treated with atypical antipsychotics. (5.5)
- o *Weight Gain*: Significant weight gain has been reported. Monitor weight gain. (5.5)
- Hyperglycemia and diabetes mellitus (5.5)
- Hyperprolactinemia (5.6)
- Orthostatic hypotension (5.7)
- Leukopenia, Neutropenia, and Agranulocytosis: has been reported with antipsychotics, including risperidone. Patients with a history of a clinically significant low white blood cell count (WBC) or a drug-induced leukopenia/neutropenia should have their complete blood count (CBC) monitored frequently during the first few months of therapy and discontinuation of risperidone should be considered at the first sign of a clinically significant decline in WBC in the absence of other causative factors. (5.8)
- Potential for cognitive and motor impairment (5.9)
- Seizures (5.10)
- Dysphagia (5.11)
- Priapism (5.12)
- Thrombotic Thrombocytopenic Purpura (TTP) (5.13)
- Disruption of body temperature regulation (5.14)
- Antiemetic Effect (5.15)
- Suicide (5.16)
- Increased sensitivity in patients with Parkinson's disease or those with dementia with Lewy bodies (5.17)
- Diseases or conditions that could affect metabolism or hemodynamic responses (5.17)

----- **ADVERSE REACTIONS** -----

The most common adverse reactions in clinical trials ( $\geq 10\%$ ) were somnolence, increased appetite, fatigue, insomnia, sedation, parkinsonism, akathisia, vomiting, cough, constipation, nasopharyngitis, drooling, rhinorrhea, dry mouth, abdominal pain upper, dizziness, nausea, anxiety, headache, nasal congestion, rhinitis, tremor, and rash. (6)

The most common adverse reactions that were associated with discontinuation from clinical trials were nausea, somnolence, sedation, vomiting, dizziness, and akathisia. (6)

**To report SUSPECTED ADVERSE REACTIONS, contact Aurobindo Pharma USA, Inc. at 1-866-850-2876 or FDA at 1-800-FDA-1088 or [www.fda.gov/medwatch](http://www.fda.gov/medwatch)**

----- **DRUG INTERACTIONS** -----

- Due to CNS effects, use caution when administering with other centrally-acting drugs. Avoid alcohol. (7.1)
- Due to hypotensive effects, hypotensive effects of other drugs with this potential may be enhanced. (7.2)
- Effects of levodopa and dopamine agonists may be antagonized. (7.3)
- Cimetidine and ranitidine increase the bioavailability of risperidone. (7.5)
- Clozapine may decrease clearance of risperidone. (7.6)
- Fluoxetine and paroxetine increase plasma concentrations of risperidone. (7.10)
- Carbamazepine and other enzyme inducers decrease plasma concentrations of risperidone. (7.11)

----- **USE IN SPECIFIC POPULATIONS** -----

- Nursing Mothers: should not breast feed. (8.3)
- Pediatric Use: safety and effectiveness not established for schizophrenia less than 13 years of age, for bipolar mania less than 10 years of age, and for autistic disorder less than 5 years of age. (8.4)
- Elderly or debilitated; severe renal or hepatic impairment; predisposition to hypotension or for whom hypotension poses a risk: Lower initial dose (0.5 mg twice daily), followed by increases in dose in increments of no more than 0.5 mg twice daily. Increases to dosages above 1.5 mg twice daily should occur at intervals of at least 1 week. (8.5, 2.4)

**See 17 for PATIENT COUNSELING INFORMATION.**

Revised: 11/2011

**See 17 for PATIENT COUNSELING INFORMATION.**

**Revised: 5/2012**

## **FULL PRESCRIBING INFORMATION: CONTENTS\***

### **WARNING: INCREASED MORTALITY IN ELDERLY PATIENTS WITH DEMENTIA-RELATED PSYCHOSIS**

#### **1 INDICATIONS & USAGE**

- 1.1 Schizophrenia
- 1.2 Bipolar Mania
- 1.3 Irritability Associated with Autistic Disorder

#### **2 DOSAGE & ADMINISTRATION**

- 2.1 Schizophrenia
- 2.2 Bipolar Mania
- 2.3 Irritability Associated with Autistic Disorder – Pediatrics (Children and Adolescents)
- 2.4 Dosage in Special Populations
- 2.5 Co-Administration of Risperidone with Certain Other Medications

#### **3 DOSAGE FORMS & STRENGTHS**

#### **4 CONTRAINDICATIONS**

#### **5 WARNINGS AND PRECAUTIONS**

- 5.1 Increased Mortality in Elderly Patients with Dementia-Related Psychosis
- 5.2 Cerebrovascular Adverse Events, Including Stroke, in Elderly Patients with Dementia-Related Psychosis
- 5.3 Neuroleptic Malignant Syndrome (NMS)
- 5.4 Tardive Dyskinesia
- 5.5 Metabolic Changes
- 5.6 Hyperprolactinemia
- 5.7 Orthostatic Hypotension
- 5.8 Leukopenia, Neutropenia, and Agranulocytosis
- 5.9 Potential for Cognitive and Motor Impairment
- 5.10 Seizures
- 5.11 Dysphagia
- 5.12 Priapism
- 5.13 Thrombotic Thrombocytopenic Purpura (TTP)
- 5.14 Body Temperature Regulation
- 5.15 Antiemetic Effect
- 5.16 Suicide
- 5.17 Use in Patients with Concomitant Illness
- 5.18 Monitoring: Laboratory Tests

#### **6 ADVERSE REACTIONS**

- 6.1 Commonly-Observed Adverse Reactions in Double-Blind, Placebo-Controlled Clinical Trials – Schizophrenia
- 6.2 Commonly-Observed Adverse Reactions in Double-Blind, Placebo-Controlled Clinical Trials – Bipolar Mania
- 6.3 Commonly-Observed Adverse Reactions in Double-Blind, Placebo-Controlled Clinical Trials - Autistic Disorder
- 6.4 Other Adverse Reactions Observed During the Premarketing Evaluation of Risperidone
- 6.5 Discontinuations Due to Adverse Reactions
- 6.6 Dose Dependency of Adverse Reactions in Clinical Trials
- 6.7 Changes in Body Weight
- 6.8 Changes in ECG
- 6.9 Postmarketing Experience

#### **7 DRUG INTERACTIONS**

- 7.1 Centrally-Acting Drugs and Alcohol
- 7.2 Drugs with Hypotensive Effects

- 7.3 Levodopa and Dopamine Agonists
- 7.4 Amitriptyline
- 7.5 Cimetidine and Ranitidine
- 7.6 Clozapine
- 7.7 Lithium
- 7.8 Valproate
- 7.9 Digoxin
- 7.10 Drugs That Inhibit CYP 2D6 and Other CYP Isozymes
- 7.11 Carbamazepine and Other Enzyme Inducers
- 7.12 Drugs Metabolized by CYP 2D6

## **8 USE IN SPECIFIC POPULATIONS**

- 8.1 Pregnancy
- 8.2 Labor & Delivery
- 8.3 Nursing Mothers
- 8.4 Pediatric Use
- 8.5 Geriatric Use

## **9 DRUG ABUSE AND DEPENDENCE**

- 9.1 Controlled Substance
- 9.2 Abuse
- 9.3 Dependence

## **10 OVERDOSAGE**

- 10.1 Human Experience
- 10.2 Management of Overdosage

## **11 DESCRIPTION**

## **12 CLINICAL PHARMACOLOGY**

- 12.1 Mechanism of Action
- 12.2 Pharmacodynamics
- 12.3 Pharmacokinetics

## **13 NONCLINICAL TOXICOLOGY**

- 13.1 Carcinogenesis & Mutagenesis & Impairment Of Fertility

## **14 CLINICAL STUDIES**

- 14.1 Schizophrenia
- 14.2 Bipolar Mania – Monotherapy
- 14.3 Bipolar Mania – Combination Therapy
- 14.4 Irritability Associated with Autistic Disorder

## **16 HOW SUPPLIED/STORAGE AND HANDLING**

## **17 PATIENT COUNSELING INFORMATION**

- 17.1 Orthostatic Hypotension
- 17.2 Interference with Cognitive and Motor Performance
- 17.3 Pregnancy
- 17.4 Nursing
- 17.5 Concomitant Medication
- 17.6 Alcohol

\* Sections or subsections omitted from the full prescribing information are not listed.

---

## **FULL PRESCRIBING INFORMATION**

## **WARNING: INCREASED MORTALITY IN ELDERLY PATIENTS WITH DEMENTIA-RELATED PSYCHOSIS**

**Elderly patients with dementia-related psychosis treated with antipsychotic drugs are at an increased risk of death. Analyses of 17 placebo-controlled trials (modal duration of 10 weeks), largely in patients taking atypical antipsychotic drugs, revealed a risk of death in drug-treated patients of between 1.6 to 1.7 times the risk of death in placebo-treated patients. Over the course of a typical 10-week controlled trial, the rate of death in drug-treated patients was about 4.5%, compared to a rate of about 2.6% in the placebo group. Although the causes of death were varied, most of the deaths appeared to be either cardiovascular (e.g., heart failure, sudden death) or infectious (e.g., pneumonia) in nature. Observational studies suggest that, similar to atypical antipsychotic drugs, treatment with conventional antipsychotic drugs may increase mortality. The extent to which the findings of increased mortality in observational studies may be attributed to the antipsychotic drug as opposed to some characteristic(s) of the patients is not clear. Risperidone is not approved for the treatment of patients with dementia-related psychosis. [See Warnings and Precautions (5.1)]**

### **1 INDICATIONS & USAGE**

#### **1.1 Schizophrenia**

##### Adults

Risperidone tablets, USP are indicated for the acute and maintenance treatment of schizophrenia [see *Clinical Studies (14.1)*].

##### Adolescents

Risperidone tablets, USP are indicated for the treatment of schizophrenia in adolescents aged 13 to 17 years [see *Clinical Studies (14.1)*].

#### **1.2 Bipolar Mania**

##### Monotherapy - Adults and Pediatrics

Risperidone tablets, USP are indicated for the short-term treatment of acute manic or mixed episodes associated with Bipolar I Disorder in adults and in children and adolescents aged 10 to 17 years [see *Clinical Studies (14.2)*].

##### Combination Therapy – Adults

The combination of risperidone tablets, USP with lithium or valproate is indicated for the short-term treatment of acute manic or mixed episodes associated with Bipolar I Disorder [see *Clinical Studies (14.3)*].

#### **1.3 Irritability Associated with Autistic Disorder**

## Pediatrics

Risperidone tablets, USP are indicated for the treatment of irritability associated with autistic disorder in children and adolescents aged 5 to 16 years, including symptoms of aggression towards others, deliberate self-injuriousness, temper tantrums, and quickly changing moods [see *Clinical Studies (14.4)*].

## 2 DOSAGE & ADMINISTRATION

### 2.1 Schizophrenia

#### Adults

##### Usual Initial Dose

Risperidone can be administered once or twice daily. Initial dosing is generally 2 mg/day. Dose increases should then occur at intervals not less than 24 hours, in increments of 1 to 2 mg/day, as tolerated, to a recommended dose of 4 to 8 mg/day. In some patients, slower titration may be appropriate. Efficacy has been demonstrated in a range of 4 to 16 mg/day [see *Clinical Studies (14.1)*]. However, doses above 6 mg/day for twice daily dosing were not demonstrated to be more efficacious than lower doses, were associated with more extrapyramidal symptoms and other adverse effects, and are generally not recommended. In a single study supporting once-daily dosing, the efficacy results were generally stronger for 8 mg than for 4 mg. The safety of doses above 16 mg/day has not been evaluated in clinical trials.

##### Maintenance Therapy

While it is unknown how long a patient with schizophrenia should remain on risperidone, the effectiveness of risperidone 2 mg/day to 8 mg/day at delaying relapse was demonstrated in a controlled trial in patients who had been clinically stable for at least 4 weeks and were then followed for a period of 1 to 2 years [see *Clinical Studies (14.1)*]. Patients should be periodically reassessed to determine the need for maintenance treatment with an appropriate dose.

#### Adolescents

The dosage of risperidone should be initiated at 0.5 mg once daily, administered as a single-daily dose in either the morning or evening. Dosage adjustments, if indicated, should occur at intervals not less than 24 hours, in increments of 0.5 or 1 mg/day, as tolerated, to a recommended dose of 3 mg/day. Although efficacy has been demonstrated in studies of adolescent patients with schizophrenia at doses between 1 and 6 mg/day, no additional benefit was seen above 3 mg/day, and higher doses were associated with more adverse events. Doses higher than 6 mg/day have not been studied.

Patients experiencing persistent somnolence may benefit from administering half the daily dose twice daily.

There are no controlled data to support the longer term use of risperidone beyond 8 weeks in adolescents with schizophrenia. The physician who elects to use risperidone for extended periods in adolescents with schizophrenia should periodically re-evaluate the long-term risks and benefits of the drug for the individual patient.

##### Reinitiation of Treatment in Patients Previously Discontinued

Although there are no data to specifically address reinitiation of treatment, it is recommended that after an interval off risperidone the initial titration schedule should be followed.

### Switching From Other Antipsychotics

There are no systematically collected data to specifically address switching schizophrenic patients from other antipsychotics to risperidone or treating patients with concomitant antipsychotics. While immediate discontinuation of the previous antipsychotic treatment may be acceptable for some schizophrenic patients, more gradual discontinuation may be most appropriate for others. The period of overlapping antipsychotic administration should be minimized. When switching schizophrenic patients from depot antipsychotics, initiate risperidone therapy in place of the next scheduled injection. The need for continuing existing EPS medication should be re-evaluated periodically.

## 2.2 Bipolar Mania

### Usual Dose

#### Adults

Risperidone should be administered on a once-daily schedule, starting with 2 mg to 3 mg per day. Dosage adjustments, if indicated, should occur at intervals of not less than 24 hours and in dosage increments/decrements of 1 mg per day, as studied in the short-term, placebo-controlled trials. In these trials, short-term (3 week) anti-manic efficacy was demonstrated in a flexible dosage range of 1 to 6 mg per day [see *Clinical Studies (14.2, 14.3)*]. Risperidone doses higher than 6 mg per day were not studied.

#### Pediatrics

The dosage of risperidone should be initiated at 0.5 mg once daily, administered as a single-daily dose in either the morning or evening. Dosage adjustments, if indicated, should occur at intervals not less than 24 hours, in increments of 0.5 or 1 mg/day, as tolerated, to a recommended dose of 2.5 mg/day. Although efficacy has been demonstrated in studies of pediatric patients with bipolar mania at doses between 0.5 and 6 mg/day, no additional benefit was seen above 2.5 mg/day, and higher doses were associated with more adverse events. Doses higher than 6 mg/day have not been studied.

Patients experiencing persistent somnolence may benefit from administering half the daily dose twice daily.

#### Maintenance Therapy

There is no body of evidence available from controlled trials to guide a clinician in the longer-term management of a patient who improves during treatment of an acute manic episode with risperidone. While it is generally agreed that pharmacological treatment beyond an acute response in mania is desirable, both for maintenance of the initial response and for prevention of new manic episodes, there are no systematically obtained data to support the use of risperidone in such longer-term treatment (i.e., beyond 3 weeks). The physician who elects to use risperidone for extended periods should periodically re-evaluate the long-term risks and benefits of the drug for the individual patient.

## 2.3 Irritability Associated with Autistic Disorder – Pediatrics (Children and Adolescents)

The safety and effectiveness of risperidone in pediatric patients with autistic disorder less than 5 years of age have not been established.

The dosage of risperidone should be individualized according to the response and tolerability of the patient. The total daily dose of risperidone can be administered once daily, or half the total daily dose

can be administered twice daily.

Dosing should be initiated at 0.25 mg per day for patients < 20 kg and 0.5 mg per day for patients ≥ 20 kg. After a minimum of four days from treatment initiation, the dose may be increased to the recommended dose of 0.5 mg per day for patients < 20 kg and 1 mg per day for patients ≥ 20 kg. This dose should be maintained for a minimum of 14 days. In patients not achieving sufficient clinical response, dose increases may be considered at ≥ 2-week intervals in increments of 0.25 mg per day for patients < 20 kg or 0.5 mg per day for patients ≥ 20 kg. Caution should be exercised with dosage for smaller children who weigh less than 15 kg.

In clinical trials, 90% of patients who showed a response (based on at least 25% improvement on ABC-I, [see *Clinical Studies (14.4)*]) received doses of risperidone between 0.5 mg and 2.5 mg per day. The maximum daily dose of risperidone in one of the pivotal trials, when the therapeutic effect reached plateau, was 1 mg in patients < 20 kg, 2.5 mg in patients ≥ 20 kg, or 3 mg in patients > 45 kg. No dosing data is available for children who weighed less than 15 kg.

Once sufficient clinical response has been achieved and maintained, consideration should be given to gradually lowering the dose to achieve the optimal balance of efficacy and safety. The physician who elects to use risperidone for extended periods should periodically re-evaluate the long-term risks and benefits of the drug for the individual patient.

Patients experiencing persistent somnolence may benefit from a once-daily dose administered at bedtime or administering half the daily dose twice daily, or a reduction of the dose.

## **2.4 Dosage in Special Populations**

The recommended initial dose is 0.5 mg twice daily in patients who are elderly or debilitated, patients with severe renal or hepatic impairment, and patients either predisposed to hypotension or for whom hypotension would pose a risk. Dosage increases in these patients should be in increments of no more than 0.5 mg twice daily. Increases to dosages above 1.5 mg twice daily should generally occur at intervals of at least 1 week. In some patients, slower titration may be medically appropriate.

Elderly or debilitated patients, and patients with renal impairment, may have less ability to eliminate risperidone than normal adults. Patients with impaired hepatic function may have increases in the free fraction of risperidone, possibly resulting in an enhanced effect [see *Clinical Pharmacology (12.3)*]. Patients with a predisposition to hypotensive reactions or for whom such reactions would pose a particular risk likewise need to be titrated cautiously and carefully monitored [see *Warnings and Precautions (5.2, 5.7, 5.16)*]. If a once-daily dosing regimen in the elderly or debilitated patient is being considered, it is recommended that the patient be titrated on a twice-daily regimen for 2 to 3 days at the target dose. Subsequent switches to a once-daily dosing regimen can be done thereafter.

## **2.5 Co-Administration of Risperidone with Certain Other Medications**

Co-administration of carbamazepine and other enzyme inducers (e.g., phenytoin, rifampin, phenobarbital) with risperidone would be expected to cause decreases in the plasma concentrations of the sum of risperidone and 9-hydroxyrisperidone combined, which could lead to decreased efficacy of risperidone treatment. The dose of risperidone needs to be titrated accordingly for patients receiving these enzyme inducers, especially during initiation or discontinuation of therapy with these inducers [see *Drug Interactions (7.11)*].

Fluoxetine and paroxetine have been shown to increase the plasma concentration of risperidone 2.5 to 2.8 fold and 3 to 9 fold, respectively. Fluoxetine did not affect the plasma concentration of 9-hydroxyrisperidone. Paroxetine lowered the concentration of 9-hydroxyrisperidone by about 10%. The



dose of risperidone needs to be titrated accordingly when fluoxetine or paroxetine is co-administered [see *Drug Interactions* (7.10)].

### 3 DOSAGE FORMS & STRENGTHS

Risperidone tablets are available in 0.25 mg, 0.5 mg, 1 mg, 2 mg, 3 mg, and 4 mg strengths. Risperidone tablets 0.25 mg are yellow colored, film-coated, biconvex circular tablets, debossed on one side with “A” and on the other side with “49”. Risperidone tablets 0.5 mg are green colored, film-coated, biconvex caplets, debossed on one side with “A” and on the other side with “70”. Risperidone tablets 1 mg are white colored, film-coated, biconvex caplets, debossed on one side with “A” and on the other side with “71”. Risperidone tablets 2 mg are light orange colored, film-coated, biconvex caplets, debossed on one side with “A” and on the other side with “72”. Risperidone tablets 3 mg are yellow colored, film-coated, biconvex caplets, debossed on one side with “A” and on the other side with “73”. Risperidone tablets 4 mg are green colored, film-coated, biconvex caplets, debossed on one side with “A” and on the other side with “74”.

### 4 CONTRAINDICATIONS

Hypersensitivity reactions, including anaphylactic reactions and angioedema, have been observed in patients treated with risperidone. Therefore, risperidone is contraindicated in patients with a known hypersensitivity to the product.

### 5 WARNINGS AND PRECAUTIONS

#### 5.1 Increased Mortality in Elderly Patients with Dementia-Related Psychosis

**Elderly patients with dementia-related psychosis treated with antipsychotic drugs are at an increased risk of death. Risperidone is not approved for the treatment of dementia-related psychosis [see *Boxed Warning*].**

#### 5.2 Cerebrovascular Adverse Events, Including Stroke, in Elderly Patients with Dementia-Related Psychosis

Cerebrovascular adverse events (e.g., stroke, transient ischemic attack), including fatalities, were reported in patients (mean age 85 years; range 73 to 97) in trials of risperidone in elderly patients with dementia-related psychosis. In placebo-controlled trials, there was a significantly higher incidence of cerebrovascular adverse events in patients treated with risperidone compared to patients treated with placebo. Risperidone is not approved for the treatment of patients with dementia-related psychosis. [See also *Boxed Warnings and Warnings and Precautions* (5.1)]

#### 5.3 Neuroleptic Malignant Syndrome (NMS)

A potentially fatal symptom complex sometimes referred to as Neuroleptic Malignant Syndrome (NMS) has been reported in association with antipsychotic drugs. Clinical manifestations of NMS are hyperpyrexia, muscle rigidity, altered mental status, and evidence of autonomic instability (irregular pulse or blood pressure, tachycardia, diaphoresis, and cardiac dysrhythmia). Additional signs may include elevated creatinine phosphokinase, myoglobinuria (rhabdomyolysis), and acute renal failure.

The diagnostic evaluation of patients with this syndrome is complicated. In arriving at a diagnosis, it is important to identify cases in which the clinical presentation includes both serious medical illness (e.g., pneumonia, systemic infection, etc.) and untreated or inadequately treated extrapyramidal signs and symptoms (EPS). Other important considerations in the differential diagnosis include central anticholinergic toxicity, heat stroke, drug fever, and primary central nervous system pathology.

The management of NMS should include: (1) immediate discontinuation of antipsychotic drugs and other drugs not essential to concurrent therapy; (2) intensive symptomatic treatment and medical monitoring; and (3) treatment of any concomitant serious medical problems for which specific treatments are available. There is no general agreement about specific pharmacological treatment regimens for uncomplicated NMS.

If a patient requires antipsychotic drug treatment after recovery from NMS, the potential reintroduction of drug therapy should be carefully considered. The patient should be carefully monitored, since recurrences of NMS have been reported.

#### **5.4 Tardive Dyskinesia**

A syndrome of potentially irreversible, involuntary, dyskinetic movements may develop in patients treated with antipsychotic drugs. Although the prevalence of the syndrome appears to be highest among the elderly, especially elderly women, it is impossible to rely upon prevalence estimates to predict, at the inception of antipsychotic treatment, which patients are likely to develop the syndrome. Whether antipsychotic drug products differ in their potential to cause tardive dyskinesia is unknown.

The risk of developing tardive dyskinesia and the likelihood that it will become irreversible are believed to increase as the duration of treatment and the total cumulative dose of antipsychotic drugs administered to the patient increase. However, the syndrome can develop, although much less commonly, after relatively brief treatment periods at low doses.

There is no known treatment for established cases of tardive dyskinesia, although the syndrome may remit, partially or completely, if antipsychotic treatment is withdrawn. Antipsychotic treatment, itself, however, may suppress (or partially suppress) the signs and symptoms of the syndrome and thereby may possibly mask the underlying process. The effect that symptomatic suppression has upon the long-term course of the syndrome is unknown.

Given these considerations, risperidone should be prescribed in a manner that is most likely to minimize the occurrence of tardive dyskinesia. Chronic antipsychotic treatment should generally be reserved for patients who suffer from a chronic illness that: (1) is known to respond to antipsychotic drugs, and (2) for whom alternative, equally effective, but potentially less harmful treatments are not available or appropriate. In patients who do require chronic treatment, the smallest dose and the shortest duration of treatment producing a satisfactory clinical response should be sought. The need for continued treatment should be reassessed periodically.

If signs and symptoms of tardive dyskinesia appear in a patient treated with risperidone, drug discontinuation should be considered. However, some patients may require treatment with risperidone despite the presence of the syndrome.

#### **5.5 Metabolic Changes**

Atypical antipsychotic drugs have been associated with metabolic changes that may increase cardiovascular/cerebrovascular risk. These metabolic changes include hyperglycemia, dyslipidemia, and body weight gain. While all of the drugs in the class have been shown to produce some metabolic

changes, each drug has its own specific risk profile.

### Hyperglycemia and Diabetes Mellitus

Hyperglycemia and diabetes mellitus, in some cases extreme and associated with ketoacidosis or hyperosmolar coma or death, have been reported in patients treated with atypical antipsychotics including risperidone. Assessment of the relationship between atypical antipsychotic use and glucose abnormalities is complicated by the possibility of an increased background risk of diabetes mellitus in patients with schizophrenia and the increasing incidence of diabetes mellitus in the general population. Given these confounders, the relationship between atypical antipsychotic use and hyperglycemia-related adverse events is not completely understood. However, epidemiological studies suggest an increased risk of treatment-emergent hyperglycemia-related adverse events in patients treated with the atypical antipsychotics. Precise risk estimates for hyperglycemia-related adverse events in patients treated with atypical antipsychotics are not available.

Patients with an established diagnosis of diabetes mellitus who are started on atypical antipsychotics, including risperidone, should be monitored regularly for worsening of glucose control. Patients with risk factors for diabetes mellitus (e.g., obesity, family history of diabetes) who are starting treatment with atypical antipsychotics, including risperidone, should undergo fasting blood glucose testing at the beginning of treatment and periodically during treatment. Any patient treated with atypical antipsychotics, including risperidone, should be monitored for symptoms of hyperglycemia including polydipsia, polyuria, polyphagia, and weakness. Patients who develop symptoms of hyperglycemia during treatment with atypical antipsychotics, including risperidone, should undergo fasting blood glucose testing. In some cases, hyperglycemia has resolved when the atypical antipsychotic, including risperidone, was discontinued; however, some patients required continuation of anti-diabetic treatment despite discontinuation of risperidone.

Pooled data from three double-blind, placebo-controlled schizophrenia studies and four double-blind, placebo-controlled bipolar monotherapy studies are presented in Table 1a.

**Table 1a. Change in Random Glucose from Seven Placebo-Controlled, 3- to 8-Week, Fixed- or Flexible-Dose Studies in Adult Subjects with Schizophrenia or Bipolar Mania**

	Placebo	Risperidone	
		1 to 8 mg/day	>8 to 16 mg/day
	Mean change from baseline (mg/dL)		
	n=555	n=748	n=164
Serum Glucose	-1.4	0.8	0.6
	Proportion of patients with shifts		
Serum Glucose (<140 mg/dL to ≥200 mg/dL)	0.6% (3/525)	0.4% (3/702)	0% (0/158)

In longer-term, controlled and uncontrolled studies, risperidone was associated with a mean change in glucose of +2.8 mg/dL at Week 24 (n=151) and +4.1 mg/dL at Week 48 (n=50).

Data from the placebo-controlled 3- to 6-week study in children and adolescents with schizophrenia (13 to 17 years of age), bipolar mania (10 to 17 years of age), or autistic disorder (5 to 17 years of age) are presented in Table 1b.

**Table 1b. Change in Fasting Glucose from Three Placebo-Controlled, 3- to 6-Week, Fixed-Dose Studies in Children and Adolescents with Schizophrenia (13 to 17 years of age), Bipolar Mania (10 to 17 years of age), or Autistic Disorder (5 to 17 years of age)**

	Placebo	Risperidone
--	---------	-------------

	0.5 to 6 mg/day	
	Mean change from baseline (mg/dL)	
	n=76	n=135
Serum Glucose	-1.3	2.6
	Proportion of patients with shifts	
Serum Glucose (<100 mg/dL to ≥126 mg/dL)	0% (0/64)	0.8% (1/120)

In longer-term, uncontrolled, open-label extension pediatric studies, risperidone was associated with a mean change in fasting glucose of +5.2 mg/dL at Week 24 (n=119).

### Dyslipidemia

Undesirable alterations in lipids have been observed in patients treated with atypical antipsychotics. Pooled data from 7 placebo-controlled, 3- to 8- week, fixed- or flexible-dose studies in adult subjects with schizophrenia or bipolar mania are presented in Table 2a.

**Table 2a. Change in Random Lipids From Seven Placebo-Controlled, 3-to 8-Week, Fixed- or Flexible-Dose Studies in Adult Subjects With Schizophrenia or Bipolar Mania**

	Risperidone		
	Placebo	1 to 8 mg/day	>8 to 16 mg/day
	Mean change from baseline (mg/dL)		
<b>Cholesterol</b>	n=559	n=742	n=156
Change from baseline	0.6	6.9	1.8
<b>Triglycerides</b>	n=183	n=307	n=123
Change from baseline	-17.4	-4.9	-8.3
	Proportion of patients with shifts		
<b>Cholesterol</b> (<200 mg/dL to ≥240 mg/dL)	2.7% (10/368)	4.3% (22/516)	6.3% (6/96)
<b>Triglycerides</b> (<500 mg/dL to ≥500 mg/dL)	1.1% (2/180)	2.7% (8/301)	2.5% (3/121)

In longer-term, controlled and uncontrolled studies, risperidone was associated with a mean change in (a) non-fasting cholesterol of +4.4 mg/dL at Week 24 (n=231) and +5.5 mg/dL at Week 48 (n=86); and (b) non-fasting triglycerides of +19.9 mg/dL at Week 24 (n=52).

Pooled data from 3 placebo-controlled, 3- to 6-week, fixed-dose studies in children and adolescents with schizophrenia (13 to 17 years of age), bipolar mania (10 to 17 years of age), or autistic disorder (5 to 17 years of age) are presented in Table 2b.

**Table 2b. Change in Fasting Lipids From Three Placebo-Controlled, 3- to 6-Week, Fixed-Dose Studies in Children and Adolescents With Schizophrenia (13 to 17 Years of Age), Bipolar Mania (10 to 17 Years of Age), or Autistic Disorder (5 to 17 Years of Age)**

	Placebo	Risperidone 0.5 to 6 mg/day
	Mean change from baseline (mg/dL)	
	n=74	n=133
<b>Cholesterol</b>		
Change from baseline	0.3	-0.3
<b>LDL</b>	n=22	n=22

Change from baseline	3.7	0.5
<b>HDL</b>	<b>n=22</b>	<b>n=22</b>
Change from baseline	1.6	-1.9
<b>Triglycerides</b>	<b>n=77</b>	<b>n=138</b>
Change from baseline	-9	-2.6
	<b>Proportion of patients with shifts</b>	
<b>Cholesterol</b>	2.4%	3.8%
(<170 mg/dL to ≥200 mg/dL)	(1/42)	(3/80)
<b>LDL</b>	0%	0%
(<110 mg/dL to ≥130 mg/dL)	(0/16)	(0/16)
<b>HDL</b>	0%	10%
(≥40 mg/dL to <40 mg/dL)	(0/19)	(2/20)
<b>Triglycerides</b>	1.5%	7.1%
(<150 mg/dL to ≥200 mg/dL)	(1/65)	(8/113)

In longer-term, uncontrolled, open-label extension pediatric studies, risperidone was associated with a mean change in (a) fasting cholesterol of +2.1 mg/dL at Week 24 (n=114); (b) fasting LDL of -0.2 mg/dL at Week 24 (n=103); (c) fasting HDL of +0.4 mg/dL at Week 24 (n=103); and (d) fasting triglycerides of +6.8 mg/dL at Week 24 (n=120).

### Weight Gain

Weight gain has been observed with atypical antipsychotic use. Clinical monitoring of weight is recommended.

Data on mean changes in body weight and the proportion of subjects meeting a weight gain criterion of 7% or greater of body weight from 7 placebo-controlled, 3- to 8- week, fixed- or flexible-dose studies in adult subjects with schizophrenia or bipolar mania are presented in Table 3a.

**Table 3a. Mean Change in Body Weight (kg) and the Proportion of Subjects with ≥7% Gain in Body Weight From Seven Placebo-Controlled, 3- to 8-Week, Fixed-or Flexible-Dose Studies in Adult Subjects With Schizophrenia or Bipolar Mania**

	<b>Risperidone</b>		
	<b>Placebo (n=597)</b>	<b>1 to 8 mg/day (n=769)</b>	<b>&gt;8 to 16 mg/day (n=158)</b>
<b>Weight (kg)</b>			
Change from baseline	-0.3	0.7	2.2
<b>Weight Gain</b>			
≥7% increase from baseline	2.9%	8.7%	20.9%

In longer-term, controlled and uncontrolled studies, risperidone was associated with a mean change in weight of +4.3 kg at Week 24 (n=395) and +5.3 kg at Week 48 (n=203).

Data on mean changes in body weight and the proportion of subjects meeting the criterion of ≥7% gain in body weight from nine placebo-controlled, 3- to 8-week, fixed-dose studies in children and adolescents with schizophrenia (13 to 17 years of age), bipolar mania (10 to 17 years of age), autistic disorder (5 to 17 years of age), or other psychiatric disorders (5 to 17 years of age) are presented in Table 3b.

**Table 3b. Mean Change in Body Weight (kg) and the Proportion of Subjects With ≥7% Gain in Body Weight From Nine Placebo-Controlled, 3- to 8-Week, Fixed-Dose Studies in Children and Adolescents With Schizophrenia (13 to 17 Years of Age), Bipolar Mania (10 to 17 Years of Age), Autistic Disorder (5 to 17 Years of Age) or Other Psychiatric Disorders (5 to 17 Years of Age)**

	<b>Placebo (n=375)</b>	<b>Risperidone 0.5 to 6 mg/day (n=448)</b>
<b>Weight (kg)</b>		
Change from baseline	0.6	2
<b>Weight Gain</b>		
≥7% increase from baseline	6.9%	32.6%

In longer-term, uncontrolled, open-label extension pediatric studies, risperidone was associated with a mean change in weight of +5.5 kg at Week 24 (n=748) and +8 kg at Week 48 (n=242).

## 5.6 Hyperprolactinemia

As with other drugs that antagonize dopamine D<sub>2</sub> receptors, risperidone elevates prolactin levels and the elevation persists during chronic administration. Risperidone is associated with higher levels of prolactin elevation than other antipsychotic agents.

Hyperprolactinemia may suppress hypothalamic GnRH, resulting in reduced pituitary gonadotropin secretion. This, in turn, may inhibit reproductive function by impairing gonadal steroidogenesis in both female and male patients. Galactorrhea, amenorrhea, gynecomastia, and impotence have been reported in patients receiving prolactin-elevating compounds. Long-standing hyperprolactinemia when associated with hypogonadism may lead to decreased bone density in both female and male subjects.

Tissue culture experiments indicate that approximately one-third of human breast cancers are prolactin dependent *in vitro*, a factor of potential importance if the prescription of these drugs is contemplated in a patient with previously detected breast cancer. An increase in pituitary gland, mammary gland, and pancreatic islet cell neoplasia (mammary adenocarcinomas, pituitary and pancreatic adenomas) was observed in the risperidone carcinogenicity studies conducted in mice and rats [see *Non-Clinical Toxicology (13.1)*]. Neither clinical studies nor epidemiologic studies conducted to date have shown an association between chronic administration of this class of drugs and tumorigenesis in humans; the available evidence is considered too limited to be conclusive at this time.

## 5.7 Orthostatic Hypotension

Risperidone may induce orthostatic hypotension associated with dizziness, tachycardia, and in some patients, syncope, especially during the initial dose-titration period, probably reflecting its alpha-adrenergic antagonistic properties. Syncope was reported in 0.2% (6/2607) of risperidone-treated patients in Phase 2 and 3 studies in adults with schizophrenia. The risk of orthostatic hypotension and syncope may be minimized by limiting the initial dose to 2 mg total (either once daily or 1 mg twice daily) in normal adults and 0.5 mg twice daily in the elderly and patients with renal or hepatic impairment [see *Dosage and Administration (2.1, 2.4)*]. Monitoring of orthostatic vital signs should be considered in patients for whom this is of concern. A dose reduction should be considered if hypotension occurs. Risperidone should be used with particular caution in patients with known cardiovascular disease (history of myocardial infarction or ischemia, heart failure, or conduction abnormalities), cerebrovascular disease, and conditions which would predispose patients to hypotension, e.g., dehydration and hypovolemia. Clinically significant hypotension has been observed with concomitant use of risperidone and antihypertensive medication.

## 5.8 Leukopenia, Neutropenia, and Agranulocytosis

*Class Effect:* In clinical trial and/or postmarketing experience, events of leukopenia/neutropenia have been reported temporally related to antipsychotic agents, including risperidone. Agranulocytosis has

also been reported.

Possible risk factors for leukopenia/neutropenia include pre-existing low white blood cell count (WBC) and history of drug-induced leukopenia/neutropenia. Patients with a history of a clinically significant low WBC or a drug-induced leukopenia/neutropenia should have their complete blood count (CBC) monitored frequently during the first few months of therapy and discontinuation of risperidone should be considered at the first sign of a clinically significant decline in WBC in the absence of other causative factors.

Patients with clinically significant neutropenia should be carefully monitored for fever or other symptoms or signs of infection and treated promptly if such symptoms or signs occur. Patients with severe neutropenia (absolute neutrophil count  $<1000/\text{mm}^3$ ) should discontinue risperidone and have their WBC followed until recovery.

### **5.9 Potential for Cognitive and Motor Impairment**

Somnolence was a commonly reported adverse event associated with risperidone treatment, especially when ascertained by direct questioning of patients. This adverse event is dose-related, and in a study utilizing a checklist to detect adverse events, 41% of the high-dose patients (risperidone 16 mg/day) reported somnolence compared to 16% of placebo patients. Direct questioning is more sensitive for detecting adverse events than spontaneous reporting, by which 8% of risperidone 16 mg/day patients and 1% of placebo patients reported somnolence as an adverse event. Since risperidone has the potential to impair judgment, thinking, or motor skills, patients should be cautioned about operating hazardous machinery, including automobiles, until they are reasonably certain that risperidone therapy does not affect them adversely.

### **5.10 Seizures**

During premarketing testing in adult patients with schizophrenia, seizures occurred in 0.3% (9/2607) of risperidone-treated patients, two in association with hyponatremia. Risperidone should be used cautiously in patients with a history of seizures.

### **5.11 Dysphagia**

Esophageal dysmotility and aspiration have been associated with antipsychotic drug use. Aspiration pneumonia is a common cause of morbidity and mortality in patients with advanced Alzheimer's dementia. Risperidone and other antipsychotic drugs should be used cautiously in patients at risk for aspiration pneumonia. *[See also Boxed Warning and Warnings and Precautions (5.1)]*

### **5.12 Priapism**

Priapism has been reported during postmarketing surveillance *[see Adverse Reactions (6.9)]*. Severe priapism may require surgical intervention.

### **5.13 Thrombotic Thrombocytopenic Purpura (TTP)**

A single case of TTP was reported in a 28 year-old female patient receiving oral risperidone in a large, open premarketing experience (approximately 1300 patients). She experienced jaundice, fever, and bruising, but eventually recovered after receiving plasmapheresis. The relationship to risperidone therapy is unknown.

### **5.14 Body Temperature Regulation**

Disruption of body temperature regulation has been attributed to antipsychotic agents. Both hyperthermia and hypothermia have been reported in association with oral risperidone use. Caution is advised when prescribing for patients who will be exposed to temperature extremes.

### **5.15 Antiemetic Effect**

Risperidone has an antiemetic effect in animals; this effect may also occur in humans, and may mask signs and symptoms of overdose with certain drugs or of conditions such as intestinal obstruction, Reye's syndrome, and brain tumor.

### **5.16 Suicide**

The possibility of a suicide attempt is inherent in patients with schizophrenia and bipolar mania, including children and adolescent patients, and close supervision of high-risk patients should accompany drug therapy. Prescriptions for risperidone should be written for the smallest quantity of tablets, consistent with good patient management, in order to reduce the risk of overdose.

### **5.17 Use in Patients with Concomitant Illness**

Clinical experience with risperidone in patients with certain concomitant systemic illnesses is limited. Patients with Parkinson's Disease or Dementia with Lewy Bodies who receive antipsychotics, including risperidone, are reported to have an increased sensitivity to antipsychotic medications. Manifestations of this increased sensitivity have been reported to include confusion, obtundation, postural instability with frequent falls, extrapyramidal symptoms, and clinical features consistent with the neuroleptic malignant syndrome.

Caution is advisable in using risperidone in patients with diseases or conditions that could affect metabolism or hemodynamic responses. Risperidone has not been evaluated or used to any appreciable extent in patients with a recent history of myocardial infarction or unstable heart disease. Patients with these diagnoses were excluded from clinical studies during the product's premarket testing.

Increased plasma concentrations of risperidone and 9-hydroxyrisperidone occur in patients with severe renal impairment (creatinine clearance  $<30$  mL/min/1.73 m<sup>2</sup>), and an increase in the free fraction of risperidone is seen in patients with severe hepatic impairment. A lower starting dose should be used in such patients [see *Dosage and Administration (2.4)*].

### **5.18 Monitoring: Laboratory Tests**

No specific laboratory tests are recommended.

## **6 ADVERSE REACTIONS**

The following are discussed in more detail in other sections of the labeling:

- Increased mortality in elderly patients with dementia-related psychosis [see *Boxed Warning and Warnings and Precautions (5.1)*]
- Cerebrovascular adverse events, including stroke, in elderly patients with dementia-related psychosis [see *Warnings and Precautions (5.2)*]
- Neuroleptic malignant syndrome [see *Warnings and Precautions (5.3)*]
- Tardive dyskinesia [see *Warnings and Precautions (5.4)*]



- Metabolic changes [see Warnings and Precautions (5.5)]
- Hyperprolactinemia [see Warnings and Precautions (5.6)]
- Orthostatic hypotension [see Warnings and Precautions (5.7)]
- Leukopenia, neutropenia, and agranulocytosis [see Warnings and Precautions (5.8)]
- Potential for cognitive and motor impairment [see Warnings and Precautions (5.9)]
- Seizures [see Warnings and Precautions (5.10)]
- Dysphagia [see Warnings and Precautions (5.11)]
- Priapism [see Warnings and Precautions (5.12)]
- Thrombotic Thrombocytopenic Purpura (TTP) [see Warnings and Precautions (5.13)]
- Disruption of body temperature regulation [see Warnings and Precautions (5.14)]
- Antiemetic effect [see Warnings and Precautions (5.15)]
- Suicide [see Warnings and Precautions (5.16)]
- Increased sensitivity in patients with Parkinson's disease or those with dementia with Lewy bodies [see Warnings and Precautions (5.17)]
- Diseases or conditions that could affect metabolism or hemodynamic responses [see Warnings and Precautions (5.17)]

The most common adverse reactions in clinical trials ( $\geq 10\%$ ) were somnolence, increased appetite, fatigue, insomnia, sedation, parkinsonism, akathisia, vomiting, cough, constipation, nasopharyngitis, drooling, rhinorrhea, dry mouth, abdominal pain upper, dizziness, nausea, anxiety, headache, nasal congestion, rhinitis, tremor, and rash.

The most common adverse reactions that were associated with discontinuation from clinical trials (causing discontinuation in  $>1\%$  of adults and/or  $>2\%$  of pediatrics) were nausea, somnolence, sedation, vomiting, dizziness, and akathisia [see Adverse Reactions (6.5)].

The data described in this section are derived from a clinical trial database consisting of 9712 adult and pediatric patients exposed to one or more doses of risperidone for the treatment of schizophrenia, bipolar mania, autistic disorder, and other psychiatric disorders in pediatrics and elderly patients with dementia. Of these 9712 patients, 2626 were patients who received risperidone while participating in double-blind, placebo-controlled trials. The conditions and duration of treatment with risperidone varied greatly and included (in overlapping categories) double-blind, fixed- and flexible-dose, placebo- or active-controlled studies and open-label phases of studies, inpatients and outpatients, and short-term (up to 12 weeks) and longer-term (up to 3 years) exposures. Safety was assessed by collecting adverse events and performing physical examinations, vital signs, body weights, laboratory analyses, and ECGs.

Adverse events during exposure to study treatment were obtained by general inquiry and recorded by clinical investigators using their own terminology. Consequently, to provide a meaningful estimate of the proportion of individuals experiencing adverse events, events were grouped in standardized categories using MedDRA terminology.

Throughout this section, adverse reactions are reported. Adverse reactions are adverse events that were considered to be reasonably associated with the use of risperidone (adverse drug reactions) based on the comprehensive assessment of the available adverse event information. A causal association for risperidone often cannot be reliably established in individual cases. Further, because clinical trials are conducted under widely varying conditions, adverse reaction rates observed in the clinical trials of a drug cannot be directly compared to rates in the clinical trials of another drug and may not reflect the rates observed in clinical practice.

The majority of all adverse reactions were mild to moderate in severity.

## **6.1 Commonly-Observed Adverse Reactions in Double-Blind, Placebo-Controlled Clinical Trials – Schizophrenia**

### ***Adult Patients with Schizophrenia***

Table 1 lists the adverse reactions reported in 1% or more of risperidone-treated adult patients with schizophrenia in three 4- to 8-week, double-blind, placebo-controlled trials.

**Table 1. Adverse Reactions in ≥1% of Risperidone-Treated Adult Patients with Schizophrenia in Double-Blind, Placebo-Controlled Trials**

System/Organ Class Adverse Reaction	Percentage of Patients Reporting Event		
	Risperidone		Placebo (N=225)
	2 to 8 mg per day (N=366)	>8 to 16 mg per day (N=198)	
<b>Blood and Lymphatic System Disorders</b>			
Anemia	<1	1	0
<b>Cardiac Disorders</b>			
Tachycardia	1	3	0
<b>Ear and Labyrinth Disorders</b>			
Ear pain	<1	1	0
<b>Eye Disorders</b>			
Vision blurred	3	1	1
<b>Gastrointestinal Disorders</b>			
Nausea	9	4	4
Constipation	8	9	6
Dyspepsia	8	6	5
Vomiting	7	5	7
Dry mouth	4	0	1
Abdominal discomfort	3	1	1
Salivary hypersecretion	2	1	<1
Diarrhea	2	1	1
Abdominal pain	1	1	0
Abdominal pain upper	1	1	0
Stomach discomfort	1	1	1
<b>General Disorders</b>			
Fatigue	3	1	0
Chest pain	2	2	1
Asthenia	2	1	<1
<b>Immune System Disorders</b>			
Hypersensitivity	<1	1	0
<b>Infections and Infestations</b>			
Nasopharyngitis	3	4	3
Upper respiratory tract infection	2	3	1
Sinusitis	1	2	1
Urinary tract infection	1	3	0
<b>Investigations</b>			
Weight increased	1	1	0
Blood creatine phosphokinase increased	1	2	<1
Heart rate increased	<1	2	0
<b>Metabolism and Nutrition Disorders</b>			
Decreased appetite	1	0	<1
<b>Musculoskeletal and Connective Tissue Disorders</b>			
Back pain	4	1	1

Arthralgia	2	3	<1
Pain in extremity	2	1	1
Joint stiffness	1	1	0
<b>Nervous System Disorders</b>			
Parkinsonism*	14	17	8
Akathisia*	10	10	3
Dizziness	7	4	2
Somnolence	7	2	1
Dystonia*	3	4	2
Sedation	3	3	1
Tremor*	2	3	1
Dizziness postural	2	0	0
Dyskinesia*	1	2	2
Syncope	1	1	0
<b>Psychiatric Disorders</b>			
Insomnia	32	25	27
Anxiety	16	11	11
Nervousness	1	1	<1
<b>Renal and Urinary Disorders</b>			
Urinary incontinence	1	1	0
<b>Reproductive System and Breast Disorders</b>			
Ejaculation failure	<1	1	0
<b>Respiratory, Thoracic and Mediastinal Disorders</b>			
Nasal congestion	4	6	2
Dyspnea	1	2	0
Epistaxis	<1	2	0
<b>Skin and Subcutaneous Tissue Disorders</b>			
Rash	1	4	1
Dry skin	1	3	0
Dandruff	1	1	0
Seborrheic dermatitis	<1	1	0
Hyperkeratosis	0	1	1
<b>Vascular Disorders</b>			
Orthostatic hypotension	2	1	0
Hypotension	1	1	0

\* Parkinsonism includes extrapyramidal disorder, musculoskeletal stiffness, parkinsonism, cogwheel rigidity, akinesia, bradykinesia, hypokinesia, masked facies, muscle rigidity, and Parkinson's disease. Akathisia includes akathisia and restlessness. Dystonia includes dystonia, muscle spasms, muscle contractions involuntary, muscle contracture, oculogyration, tongue paralysis. Tremor includes tremor and parkinsonian rest tremor. Dyskinesia includes dyskinesia, muscle twitching, chorea, and choreoathetosis.

### ***Pediatric Patients with Schizophrenia***

Table 2 lists the adverse reactions reported in 5% or more of risperidone-treated pediatric patients with schizophrenia in a 6-week double-blind, placebo-controlled trial.

**Table 2. Adverse Reactions in ≥5% of Risperidone-Treated Pediatric Patients with Schizophrenia in a Double-Blind Trial**

System/Organ Class	Adverse Reaction	Percentage of Patients Reporting Event		
--------------------	------------------	--	--	--

	Risperidone		Placebo (N=54)
	1 to 3 mg per day (N=55)	4 to 6 mg per day (N=51)	
<b>Gastrointestinal Disorders</b>			
Salivary hypersecretion	0	10	2
<b>Nervous System Disorders</b>			
Parkinsonism*	16	28	11
Sedation	13	8	2
Somnolence	11	4	2
Tremor	11	10	6
Akathisia*	9	10	4
Dizziness	7	14	2
Dystonia*	2	6	0
<b>Psychiatric Disorders</b>			
Anxiety	7	6	0

\* Parkinsonism includes extrapyramidal disorder, muscle rigidity, musculoskeletal stiffness, and hypokinesia. Akathisia includes akathisia and restlessness. Dystonia includes dystonia and oculogyration.

## 6.2 Commonly-Observed Adverse Reactions in Double-Blind, Placebo-Controlled Clinical Trials – Bipolar Mania

### *Adult Patients with Bipolar Mania*

Table 3 lists the adverse reactions reported in 1% or more of risperidone-treated adult patients with bipolar mania in four 3-week, double-blind, placebo-controlled monotherapy trials.

**Table 3. Adverse Reactions in  $\geq 1\%$  of Risperidone-Treated Adult Patients with Bipolar Mania in Double-Blind, Placebo-Controlled Monotherapy Trials**

System/Organ Class Adverse Reaction	Percentage of Patients Reporting Event	
	Risperidone 1 to 6 mg per day (N=448)	Placebo (N=424)
<b>Cardiac Disorders</b>		
Tachycardia	1	<1
<b>Eye Disorders</b>		
Vision blurred	2	1
<b>Gastrointestinal Disorders</b>		
Nausea	5	2
Diarrhea	3	2
Salivary hypersecretion	3	1
Dyspepsia	2	2
Stomach discomfort	2	<1
<b>General Disorders</b>		
Fatigue	2	1
Asthenia	1	1
Pyrexia	1	1
<b>Infections and Infestations</b>		
Nasopharyngitis	1	1
<b>Investigations</b>		
Aspartate aminotransferase increased	1	<1

<b>Nervous System Disorders</b>		
Parkinsonism*	25	9
Akathisia*	9	3
Tremor*	6	3
Dizziness	6	5
Sedation	6	2
Somnolence	5	2
Dystonia*	5	1
Lethargy	2	1
Dyskinesia*	1	<1
<b>Reproductive System and Breast Disorders</b>		
Galactorrhea	1	0
<b>Skin and Subcutaneous Tissue Disorders</b>		
Acne	1	0

\* Parkinsonism includes extrapyramidal disorder, parkinsonism, musculoskeletal stiffness, hypokinesia, muscle rigidity, muscle tightness, bradykinesia, cogwheel rigidity. Akathisia includes akathisia and restlessness. Tremor includes tremor and parkinsonian rest tremor. Dystonia includes dystonia, muscle spasms, oculogyration, torticollis. Dyskinesia includes muscle twitching and dyskinesia.

Table 4 lists the adverse reactions reported in 2% or more of risperidone-treated adult patients with bipolar mania in two 3-week, double-blind, placebo-controlled adjuvant therapy trials.

**Table 4. Adverse Reactions in  $\geq 2\%$  of Risperidone-Treated Adult Patients with Bipolar Mania in Double-Blind, Placebo-Controlled Adjuvant Therapy Trials**

System/Organ Class Adverse Reaction	Percentage of Patients Reporting Event	
	Risperidone + Mood Stabilizer (N=127)	Placebo + Mood Stabilizer (N=126)
<b>Cardiac Disorders</b>		
Palpitations	2	0
<b>Gastrointestinal Disorders</b>		
Dyspepsia	9	8
Nausea	6	4
Diarrhea	6	4
Dry mouth	4	4
Vomiting	4	6
Constipation	3	3
Salivary hypersecretion	2	0
<b>General Disorders</b>		
Chest pain	2	1
Fatigue	2	2
<b>Infections and Infestations</b>		
Nasopharyngitis	2	3
Urinary tract infection	2	1
<b>Investigations</b>		
Weight increased	2	2
<b>Nervous System Disorders</b>		
Parkinsonism*	14	4
Headache	14	15
Akathisia*	8	0

Dizziness	7	2
Sedation	6	3
Tremor	6	2
Somnolence	3	1
Lethargy	2	1
<b>Psychiatric Disorders</b>		
Insomnia	4	8
Anxiety	3	2
<b>Respiratory, Thoracic and Mediastinal Disorders</b>		
Pharyngolaryngeal pain	5	2
Cough	2	0

\* Parkinsonism includes extrapyramidal disorder, hypokinesia and bradykinesia. Akathisia includes hyperkinesia and akathisia.

### ***Pediatric Patients with Bipolar Mania***

Table 5 lists the adverse reactions reported in 5% or more of risperidone-treated pediatric patients with bipolar mania in a 3-week double-blind, placebo-controlled trial.

**Table 5. Adverse Reactions in  $\geq 5\%$  of Risperidone-Treated Pediatric Patients with Bipolar Mania in Double-Blind, Placebo-Controlled Trials**

System/Organ Class Adverse Reaction	Percentage of Patients Reporting Event		
	Risperidone		Placebo (N=58)
	0.5 to 2.5 mg per day (N=50)	3 to 6 mg per day (N=61)	
Eye Disorders			
Vision blurred	4	7	0
<b>Gastrointestinal Disorders</b>			
Abdominal pain upper	16	13	5
Nausea	16	13	7
Vomiting	10	10	5
Diarrhea	8	7	2
Dyspepsia	10	3	2
Stomach discomfort	6	0	2
<b>General Disorders</b>			
Fatigue	18	30	3
Metabolism and Nutrition Disorders			
Increased appetite	4	7	2
<b>Nervous System Disorders</b>			
Somnolence	22	30	12
Sedation	20	23	7
Dizziness	16	13	5
Parkinsonism*	6	12	3
Dystonia*	6	5	0
Akathisia*	0	8	2
<b>Psychiatric Disorders</b>			
Anxiety	0	8	3

<b>Respiratory, Thoracic and Mediastinal Disorders</b>			
Pharyngolaryngeal pain	10	3	5
<b>Skin and Subcutaneous Tissue Disorders</b>			
Rash	0	7	2

\* Parkinsonism includes musculoskeletal stiffness, extrapyramidal disorder, bradykinesia, and nuchal rigidity. Dystonia includes dystonia, laryngospasm, and muscle spasms. Akathisia includes restlessness and akathisia.

### 6.3 Commonly-Observed Adverse Reactions in Double-Blind, Placebo-Controlled Clinical Trials - Autistic Disorder

Table 6 lists the adverse reactions reported in 5% or more of risperidone-treated pediatric patients treated for irritability associated with autistic disorder in two 8-week, double-blind, placebo-controlled trials.

**Table 6. Adverse Reactions in  $\geq 5\%$  of Risperidone-Treated Pediatric Patients Treated for Irritability Associated with Autistic Disorder in Double-Blind, Placebo-Controlled Trials**

System/Organ Class Adverse Reaction	Percentage of Patients Reporting Event	
	Risperidone 0.5 to 4 mg per day (N=76)	Placebo (N=80)
<b>Cardiac Disorders</b>		
Tachycardia	5	0
<b>Gastrointestinal Disorders</b>		
Vomiting	25	21
Constipation	21	8
Dry mouth	15	6
Salivary hypersecretion	9	0
Nausea	8	6
<b>General Disorders</b>		
Fatigue	42	13
Feeling abnormal	5	0
<b>Infections and Infestations</b>		
Nasopharyngitis	21	10
Rhinitis	13	10
Upper respiratory tract infection	8	3
<b>Investigations</b>		
Weight increased	5	0
<b>Metabolism and Nutrition Disorders</b>		
Increased appetite	47	19
<b>Nervous System Disorders</b>		
Somnolence	49	18
Sedation	29	3
Drooling	16	5
Tremor	12	1
Parkinsonism*	11	1
Dizziness	9	3
Dyskinesia	7	3
Lethargy	5	3
<b>Respiratory, Thoracic and Mediastinal Disorders</b>		

Cough	24	18
Rhinorrhea	16	13
Nasal congestion	13	5
<b>Skin and Subcutaneous Tissue Disorders</b>		
Rash	11	8

\* Parkinsonism includes musculoskeletal stiffness, extrapyramidal disorder, muscle rigidity, cogwheel rigidity, and muscle tightness.

In another study with patients treated for irritability associated with autistic disorder, headache (6%), epistaxis (6%) and pyrexia (6%) were also observed in risperidone-treated pediatric subjects.

#### **6.4 Other Adverse Reactions Observed During the Premarketing Evaluation of Risperidone**

The following adverse reactions occurred in < 1% of the adult patients and in < 5% of the pediatric patients treated with risperidone in the above double-blind, placebo-controlled clinical trial data sets. In addition, the following also includes adverse reactions reported in risperidone-treated patients who participated in other studies, including double-blind, active-controlled and open-label studies in schizophrenia and bipolar mania studies in pediatric patients with psychiatric disorders other than schizophrenia, bipolar mania, or autistic disorder, and studies in elderly patients with dementia.

Blood and Lymphatic System Disorders: granulocytopenia, neutropenia

Cardiac Disorders: sinus bradycardia, sinus tachycardia, atrioventricular block first degree, bundle branch block left, bundle branch block right, atrioventricular block

Ear and Labyrinth Disorders: tinnitus

Endocrine Disorders: hyperprolactinemia

Eye Disorders: ocular hyperemia, eye discharge, conjunctivitis, eye rolling, eyelid edema, eye swelling, eyelid margin crusting, dry eye, lacrimation increased, photophobia, glaucoma, visual acuity reduced

Gastrointestinal Disorders: dysphagia, fecaloma, fecal incontinence, gastritis, lip swelling, cheilitis, apyralism

General Disorders: edema peripheral, thirst, gait disturbance, influenza-like illness, pitting edema, edema, chills, sluggishness, malaise, chest discomfort, face edema, discomfort, generalized edema, drug withdrawal syndrome, peripheral coldness

Immune System Disorders: drug hypersensitivity

Infections and Infestations: pneumonia, influenza, ear infection, viral infection, pharyngitis, tonsillitis, bronchitis, eye infection, localized infection, cystitis, cellulitis, otitis media, onychomycosis, acarodermatitis, bronchopneumonia, respiratory tract infection, tracheobronchitis, otitis media chronic

Investigations: body temperature increased, blood prolactin increased, alanine aminotransferase increased, electrocardiogram abnormal, eosinophil count increased, white blood cell count decreased, blood glucose increased, hemoglobin decreased, hematocrit decreased, body temperature decreased, blood pressure decreased, transaminases increased

Metabolism and Nutrition Disorders: polydipsia, anorexia

Musculoskeletal and Connective Tissue Disorders: joint swelling, musculoskeletal chest pain, posture abnormal, myalgia, neck pain, muscular weakness, rhabdomyolysis

Nervous System Disorders: balance disorder, disturbance in attention, dysarthria, unresponsive to stimuli, depressed level of consciousness, movement disorder, hypersomnia, transient ischemic attack,



coordination abnormal, cerebrovascular accident, speech disorder, loss of consciousness, hypoesthesia, tardive dyskinesia, cerebral ischemia, cerebrovascular disorder, neuroleptic malignant syndrome, diabetic coma, head titubation

Psychiatric Disorders: agitation, blunted affect, confusional state, middle insomnia, sleep disorder, listlessness, libido decreased, anorgasmia

Renal and Urinary Disorders: enuresis, dysuria, pollakiuria

Reproductive System and Breast Disorders: menstruation irregular, amenorrhea, gynecomastia, vaginal discharge, menstrual disorder, erectile dysfunction, retrograde ejaculation, ejaculation disorder, sexual dysfunction, breast enlargement

Respiratory, Thoracic, and Mediastinal Disorders: wheezing, pneumonia aspiration, sinus congestion, dysphonia, productive cough, pulmonary congestion, respiratory tract congestion, rales, respiratory disorder, hyperventilation, nasal edema

Skin and Subcutaneous Tissue Disorders: erythema, skin discoloration, skin lesion, pruritus, skin disorder, rash erythematous, rash papular, rash generalized, rash maculopapular

Vascular Disorders: flushing

## 6.5 Discontinuations Due to Adverse Reactions

### Schizophrenia – Adults

Approximately 7% (39/564) of risperidone-treated patients in double-blind, placebo-controlled trials discontinued treatment due to an adverse event, compared with 4% (10/225) who were receiving placebo. The adverse reactions associated with discontinuation in 2 or more risperidone-treated patients were:

**Table 7. Adverse Reactions Associated With Discontinuation in 2 or More Risperidone-Treated Adult Patients in Schizophrenia Trials**

Adverse Reaction	Risperidone		Placebo (N=225)
	2 to 8 mg/day (N=366)	>8 to 16 mg/day (N=198)	
Dizziness	1.4%	1%	0%
Nausea	1.4%	0%	0%
Vomiting	0.8%	0%	0%
Parkinsonism	0.8%	0%	0%
Somnolence	0.8%	0%	0%
Dystonia	0.5%	0%	0%
Agitation	0.5%	0%	0%
Abdominal pain	0.5%	0%	0%
Orthostatic hypotension	0.3%	0.5%	0%
Akathisia	0.3%	2%	0%

Discontinuation for extrapyramidal symptoms (including Parkinsonism, akathisia, dystonia, and tardive dyskinesia) was 1% in placebo-treated patients, and 3.4% in active control-treated patients in a double-blind, placebo- and active-controlled trial.

### Schizophrenia – Pediatrics

Approximately 7% (7/106), of risperidone-treated patients discontinued treatment due to an adverse event in a double-blind, placebo-controlled trial, compared with 4% (2/54) placebo-treated patients. The adverse reactions associated with discontinuation for at least one risperidone-treated patient were

dizziness (2%), somnolence (1%), sedation (1%), lethargy (1%), anxiety (1%), balance disorder (1%), hypotension (1%), and palpitation (1%).

#### Bipolar Mania – Adults

In double-blind, placebo-controlled trials with risperidone as monotherapy, approximately 6% (25/448) of risperidone-treated patients discontinued treatment due to an adverse event, compared with approximately 5% (19/424) of placebo-treated patients. The adverse reactions associated with discontinuation in risperidone-treated patients were:

**Table 8. Adverse Reactions Associated With Discontinuation in 2 or More Risperidone-Treated Adult Patients in Bipolar Mania Clinical Trials**

Adverse Reaction	Risperidone 1 to 6 mg/day (N=448)	Placebo (N=424)
Parkinsonism	0.4%	0%
Lethargy	0.2%	0%
Dizziness	0.2%	0%
Alanine aminotransferase increased	0.2%	0.2%
Aspartate aminotransferase increased	0.2%	0.2%

#### Bipolar Mania – Pediatrics

In a double-blind, placebo-controlled trial 12% (13/111) of risperidone-treated patients discontinued due to an adverse event, compared with 7% (4/58) of placebo-treated patients. The adverse reactions associated with discontinuation in more than one risperidone-treated pediatric patient were nausea (3%), somnolence (2%), sedation (2%), and vomiting (2%).

#### Autistic Disorder – Pediatrics

In the two 8-week, placebo-controlled trials in pediatric patients treated for irritability associated with autistic disorder (n = 156), one risperidone-treated patient discontinued due to an adverse reaction (Parkinsonism), and one placebo-treated patient discontinued due to an adverse event.

### 6.6 Dose Dependency of Adverse Reactions in Clinical Trials

#### Extrapyramidal Symptoms

Data from two fixed-dose trials in adults with schizophrenia provided evidence of dose-relatedness for extrapyramidal symptoms associated with risperidone treatment.

Two methods were used to measure extrapyramidal symptoms (EPS) in an 8-week trial comparing 4 fixed doses of risperidone (2, 6, 10, and 16 mg/day), including (1) a Parkinsonism score (mean change from baseline) from the Extrapyramidal Symptom Rating Scale, and (2) incidence of spontaneous complaints of EPS:

Dose Groups	Placebo	Risperidone 2 mg	Risperidone 6 mg	Risperidone 10 mg	Risperidone 16 mg
Parkinsonism	1.2	0.9	1.8	2.4	2.6
EPS Incidence	13%	17%	21%	21%	35%

Similar methods were used to measure extrapyramidal symptoms (EPS) in an 8-week trial comparing 5 fixed doses of risperidone (1, 4, 8, 12, and 16 mg/day):

Dose Groups	Risperidone	Risperidone 4 mg	Risperidone	Risperidone 12 mg	Risperidone 16 mg
-------------	-------------	------------------	-------------	-------------------	-------------------

	1 mg		8 mg		
Parkinsonism	0.6	1.7	2.4	2.9	4.1
EPS Incidence	7%	12%	17%	18%	20%

## Dystonia

*Class Effect:* Symptoms of dystonia, prolonged abnormal contractions of muscle groups, may occur in susceptible individuals during the first few days of treatment. Dystonic symptoms include: spasm of the neck muscles, sometimes progressing to tightness of the throat, swallowing difficulty, difficulty breathing, and/or protrusion of the tongue. While these symptoms can occur at low doses, they occur more frequently and with greater severity with high potency and at higher doses of first generation antipsychotic drugs. An elevated risk of acute dystonia is observed in males and younger age groups.

## Other Adverse Reactions

Adverse event data elicited by a checklist for side effects from a large study comparing 5 fixed doses of risperidone (1, 4, 8, 12, and 16 mg/day) were explored for dose-relatedness of adverse events. A Cochran-Armitage Test for trend in these data revealed a positive trend ( $p < 0.05$ ) for the following adverse reactions: somnolence, vision abnormal, dizziness, palpitations, weight increase, erectile dysfunction, ejaculation disorder, sexual function abnormal, fatigue, and skin discoloration.

## 6.7 Changes in Body Weight

The proportions of risperidone and placebo-treated adult patients with schizophrenia meeting a weight gain criterion of  $\geq 7\%$  of body weight were compared in a pool of 6- to 8-week, placebo-controlled trials, revealing a statistically significantly greater incidence of weight gain for risperidone (18%) compared to placebo (9%). In a pool of placebo-controlled 3-week studies in adult patients with acute mania, the incidence of weight increase of  $\geq 7\%$  at endpoint was comparable in the risperidone (2.5%) and placebo (2.4%) groups, and was slightly higher in the active-control group (3.5%).

Changes in body weight were also evaluated in pediatric patients [see *Use in Specific Populations (8.4)*]

## 6.8 Changes in ECG

Between-group comparisons for pooled placebo-controlled trials in adults revealed no statistically significant differences between risperidone and placebo in mean changes from baseline in ECG parameters, including QT, QTc, and PR intervals, and heart rate. When all risperidone doses were pooled from randomized controlled trials in several indications, there was a mean increase in heart rate of 1 beat per minute compared to no change for placebo patients. In short-term schizophrenia trials, higher doses of risperidone (8 to 16 mg/day) were associated with a higher mean increase in heart rate compared to placebo (4 to 6 beats per minute). In pooled placebo-controlled acute mania trials in adults, there were small decreases in mean heart rate, similar among all treatment groups.

In the two placebo-controlled trials in children and adolescents with autistic disorder (aged 5 to 16 years) mean changes in heart rate were an increase of 8.4 beats per minute in the risperidone groups and 6.5 beats per minute in the placebo group. There were no other notable ECG changes.

In a placebo-controlled acute mania trial in children and adolescents (aged 10 to 17 years), there were no significant changes in ECG parameters, other than the effect of risperidone to transiently increase pulse rate ( $< 6$  beats per minute). In two controlled schizophrenia trials in adolescents (aged 13 to 17 years), there were no clinically meaningful changes in ECG parameters including corrected QT intervals between treatment groups or within treatment groups over time.

## 6.9 Postmarketing Experience

The following adverse reactions have been identified during postapproval use of risperidone; because these reactions are reported voluntarily from a population of uncertain size, it is not possible to reliably estimate their frequency: agranulocytosis, alopecia, anaphylactic reaction, angioedema, atrial fibrillation, blood cholesterol increased, blood triglycerides increased, diabetes mellitus, diabetic ketoacidosis in patients with impaired glucose metabolism, drug withdrawal syndrome neonatal, dysgeusia, hypoglycemia, hypothermia, inappropriate antidiuretic hormone secretion, intestinal obstruction, jaundice, mania, pancreatitis, priapism, QT prolongation, sleep apnea syndrome, thrombocytopenia, urinary retention, and water intoxication.

Other adverse events reported since market introduction, which were temporally related to risperidone but not necessarily causally related, include the following: pituitary adenoma, pulmonary embolism, precocious puberty, cardiopulmonary arrest, and sudden death.

## **7 DRUG INTERACTIONS**

### **7.1 Centrally-Acting Drugs and Alcohol**

Given the primary CNS effects of risperidone, caution should be used when risperidone is taken in combination with other centrally-acting drugs and alcohol.

### **7.2 Drugs with Hypotensive Effects**

Because of its potential for inducing hypotension, risperidone may enhance the hypotensive effects of other therapeutic agents with this potential.

### **7.3 Levodopa and Dopamine Agonists**

Risperidone may antagonize the effects of levodopa and dopamine agonists.

### **7.4 Amitriptyline**

Amitriptyline did not affect the pharmacokinetics of risperidone or risperidone and 9-hydroxyrisperidone combined.

### **7.5 Cimetidine and Ranitidine**

Cimetidine and ranitidine increased the bioavailability of risperidone by 64% and 26%, respectively. However, cimetidine did not affect the AUC of risperidone and 9-hydroxyrisperidone combined, whereas ranitidine increased the AUC of risperidone and 9-hydroxyrisperidone combined by 20%.

### **7.6 Clozapine**

Chronic administration of clozapine with risperidone may decrease the clearance of risperidone.

### **7.7 Lithium**

Repeated oral doses of risperidone (3 mg twice daily) did not affect the exposure (AUC) or peak plasma concentrations ( $C_{max}$ ) of lithium (n=13).

### **7.8 Valproate**

Repeated oral doses of risperidone (4 mg once daily) did not affect the pre-dose or average plasma concentrations and exposure (AUC) of valproate (1000 mg/day in three divided doses) compared to

placebo (n=21). However, there was a 20% increase in valproate peak plasma concentration ( $C_{max}$ ) after concomitant administration of risperidone.

## 7.9 Digoxin

Risperidone (0.25 mg twice daily) did not show a clinically relevant effect on the pharmacokinetics of digoxin.

## 7.10 Drugs That Inhibit CYP 2D6 and Other CYP Isozymes

Risperidone is metabolized to 9-hydroxyrisperidone by CYP 2D6, an enzyme that is polymorphic in the population and that can be inhibited by a variety of psychotropic and other drugs [see *Clinical Pharmacology (12.3)*]. Drug interactions that reduce the metabolism of risperidone to 9-hydroxyrisperidone would increase the plasma concentrations of risperidone and lower the concentrations of 9-hydroxyrisperidone. Analysis of clinical studies involving a modest number of poor metabolizers (n

≈

70) does not suggest that poor and extensive metabolizers have different rates of adverse effects. No comparison of effectiveness in the two groups has been made.

*In vitro* studies showed that drugs metabolized by other CYP isozymes, including 1A1, 1A2, 2C9, 2C19, and 3A4, are only weak inhibitors of risperidone metabolism.

### Fluoxetine and Paroxetine

Fluoxetine (20 mg once daily) and paroxetine (20 mg once daily) have been shown to increase the plasma concentration of risperidone 2.5 to 2.8 fold and 3 to 9 fold, respectively. Fluoxetine did not affect the plasma concentration of 9-hydroxyrisperidone. Paroxetine lowered the concentration of 9-hydroxyrisperidone by about 10%. When either concomitant fluoxetine or paroxetine is initiated or discontinued, the physician should re-evaluate the dosing of risperidone. The effects of discontinuation of concomitant fluoxetine or paroxetine therapy on the pharmacokinetics of risperidone and 9-hydroxyrisperidone have not been studied.

### Erythromycin

There were no significant interactions between risperidone and erythromycin.

## 7.11 Carbamazepine and Other Enzyme Inducers

Carbamazepine co-administration decreased the steady-state plasma concentrations of risperidone and 9-hydroxyrisperidone by about 50%. Plasma concentrations of carbamazepine did not appear to be affected. The dose of risperidone may need to be titrated accordingly for patients receiving carbamazepine, particularly during initiation or discontinuation of carbamazepine therapy. Co-administration of other known enzyme inducers (e.g., phenytoin, rifampin, and phenobarbital) with risperidone may cause similar decreases in the combined plasma concentrations of risperidone and 9-hydroxyrisperidone, which could lead to decreased efficacy of risperidone treatment.

## 7.12 Drugs Metabolized by CYP 2D6

*In vitro* studies indicate that risperidone is a relatively weak inhibitor of CYP 2D6. Therefore,

risperidone is not expected to substantially inhibit the clearance of drugs that are metabolized by this enzymatic pathway. In drug interaction studies, risperidone did not significantly affect the pharmacokinetics of donepezil and galantamine, which are metabolized by CYP 2D6.

## 8 USE IN SPECIFIC POPULATIONS

### 8.1 Pregnancy

Pregnancy Category C.

The teratogenic potential of risperidone was studied in three Segment II studies in Sprague-Dawley and Wistar rats (0.63 to 10 mg/kg or 0.4 to 6 times the maximum recommended human dose [MRHD] on a mg/m<sup>2</sup> basis) and in one Segment II study in New Zealand rabbits (0.31 to 5 mg/kg or 0.4 to 6 times the MRHD on a mg/m<sup>2</sup> basis). The incidence of malformations was not increased compared to control in offspring of rats or rabbits given 0.4 to 6 times the MRHD on a mg/m<sup>2</sup> basis. In three reproductive studies in rats (two Segment III and a multigenerational study), there was an increase in pup deaths during the first 4 days of lactation at doses of 0.16 to 5 mg/kg or 0.1 to 3 times the MRHD on a mg/m<sup>2</sup> basis. It is not known whether these deaths were due to a direct effect on the fetuses or pups or to effects on the dams.

There was no no-effect dose for increased rat pup mortality. In one Segment III study, there was an increase in stillborn rat pups at a dose of 2.5 mg/kg or 1.5 times the MRHD on a mg/m<sup>2</sup> basis. In a cross-fostering study in Wistar rats, toxic effects on the fetus or pups, as evidenced by a decrease in the number of live pups and an increase in the number of dead pups at birth (Day 0), and a decrease in birth weight in pups of drug-treated dams were observed. In addition, there was an increase in deaths by Day 1 among pups of drug-treated dams, regardless of whether or not the pups were cross-fostered. Risperidone also appeared to impair maternal behavior in that pup body weight gain and survival (from Day 1 to 4 of lactation) were reduced in pups born to control but reared by drug-treated dams. These effects were all noted at the one dose of risperidone tested, i.e., 5 mg/kg or 3 times the MRHD on a mg/m<sup>2</sup> basis.

Placental transfer of risperidone occurs in rat pups. There are no adequate and well-controlled studies in pregnant women. However, there was one report of a case of agenesis of the corpus callosum in an infant exposed to risperidone *in utero*. The causal relationship to risperidone therapy is unknown.

#### Non-Teratogenic Effects

Neonates exposed to antipsychotic drugs (including risperidone) during the third trimester of pregnancy are at risk for extrapyramidal and/or withdrawal symptoms following delivery. There have been reports of agitation, hypertonia, hypotonia, tremor, somnolence, respiratory distress, and feeding disorder in these neonates. These complications have varied in severity; while in some cases symptoms have been self-limited, in other cases neonates have required intensive care unit support and prolonged hospitalization.

Risperidone should be used during pregnancy only if the potential benefit justifies the potential risk to the fetus.

### 8.2 Labor & Delivery

The effect of risperidone on labor and delivery in humans is unknown.

### 8.3 Nursing Mothers

In animal studies, risperidone and 9-hydroxyrisperidone are excreted in milk. Risperidone and 9-hydroxyrisperidone are also excreted in human breast milk. Therefore, women receiving risperidone should not breast-feed.

## 8.4 Pediatric Use

The efficacy and safety of risperidone in the treatment of schizophrenia were demonstrated in 417 adolescents, aged 13 to 17 years, in two short-term (6 and 8 weeks, respectively) double-blind controlled trials [see *Indications and Usage (1.1)*, *Adverse Reactions (6.1)*, and *Clinical Studies (14.1)*]. Additional safety and efficacy information was also assessed in one long-term (6-month) open-label extension study in 284 of these adolescent patients with schizophrenia.

Safety and effectiveness of risperidone in children less than 13 years of age with schizophrenia have not been established.

The efficacy and safety of risperidone in the short-term treatment of acute manic or mixed episodes associated with Bipolar I Disorder in 169 children and adolescent patients, aged 10 to 17 years, were demonstrated in one double-blind, placebo-controlled, 3-week trial [see *Indications and Usage (1.2)*, *Adverse Reactions (6.2)*, and *Clinical Studies (14.2)*].

Safety and effectiveness of risperidone in children less than 10 years of age with bipolar disorder have not been established.

The efficacy and safety of risperidone in the treatment of irritability associated with autistic disorder were established in two 8-week, double-blind, placebo-controlled trials in 156 children and adolescent patients, aged 5 to 16 years [see *Indications and Usage (1.3)*, *Adverse Reactions (6.3)* and *Clinical Studies (14.4)*]. Additional safety information was also assessed in a long-term study in patients with autistic disorder, or in short- and long-term studies in more than 1200 pediatric patients with psychiatric disorders other than autistic disorder, schizophrenia, or bipolar mania who were of similar age and weight, and who received similar dosages of risperidone as patients treated for irritability associated with autistic disorder.

The safety and effectiveness of risperidone in pediatric patients less than 5 years of age with autistic disorder have not been established.

### Tardive Dyskinesia

In clinical trials in 1885 children and adolescents treated with risperidone, 2 (0.1%) patients were reported to have tardive dyskinesia, which resolved on discontinuation of risperidone treatment [see also *Warnings and Precautions (5.4)*].

### Weight Gain

In a long-term, open-label extension study in adolescent patients with schizophrenia, weight increase was reported as a treatment-emergent adverse event in 14% of patients. In 103 adolescent patients with schizophrenia, a mean increase of 9 kg was observed after 8 months of risperidone treatment. The majority of that increase was observed within the first 6 months. The average percentiles at baseline and 8 months, respectively, were 56 and 72 for weight, 55 and 58 for height, and 51 and 71 for body mass index.

In long-term, open-label trials (studies in patients with autistic disorder or other psychiatric disorders), a mean increase of 7.5 kg after 12 months of risperidone treatment was observed, which was higher than the expected normal weight gain (approximately 3 to 3.5 kg per year adjusted for age, based on Centers for Disease Control and Prevention normative data). The majority of that increase occurred within the first 6 months of exposure to risperidone. The average percentiles at baseline and 12 months, respectively, were 49 and 60 for weight, 48 and 53 for height, and 50 and 62 for body mass index.

In one 3-week, placebo-controlled trial in children and adolescent patients with acute manic or mixed episodes of bipolar I disorder, increases in body weight were higher in the risperidone groups than the placebo group, but not dose related (1.9 kg in the risperidone 0.5 to 2.5 mg group, 1.44 kg in the risperidone 3 to 6 mg group, and 0.65 kg in the placebo group). A similar trend was observed in the mean change from baseline in body mass index.

When treating pediatric patients with risperidone for any indication, weight gain should be assessed

against that expected with normal growth. [See also *Adverse Reactions (6.7)*]

### Somnolence

Somnolence was frequently observed in placebo-controlled clinical trials of pediatric patients with autistic disorder. Most cases were mild or moderate in severity. These events were most often of early onset with peak incidence occurring during the first two weeks of treatment, and transient with a median duration of 16 days. Somnolence was the most commonly observed adverse event in the clinical trial of bipolar disorder in children and adolescents, as well as in the schizophrenia trials in adolescents. As was seen in the autistic disorder trials, these events were most often of early onset and transient in duration. [See also *Adverse Reactions (6.1, 6.2, 6.3)*] Patients experiencing persistent somnolence may benefit from a change in dosing regimen [see *Dosage and Administration (2.1, 2.2, 2.3)*].

### Hyperprolactinemia, Growth, and Sexual Maturation

Risperidone has been shown to elevate prolactin levels in children and adolescents as well as in adults [see *Warnings and Precautions (5.6)*]. In double-blind, placebo-controlled studies of up to 8 weeks duration in children and adolescents (aged 5 to 17 years) with autistic disorder or psychiatric disorders other than autistic disorder, schizophrenia, or bipolar mania, 49% of patients who received risperidone had elevated prolactin levels compared to 2% of patients who received placebo. Similarly, in placebo-controlled trials in children and adolescents (aged 10 to 17 years) with bipolar disorder, or adolescents (aged 13 to 17 years) with schizophrenia, 82 to 87% of patients who received risperidone had elevated levels of prolactin compared to 3 to 7% of patients on placebo. Increases were dose-dependent and generally greater in females than in males across indications.

In clinical trials in 1885 children and adolescents, galactorrhea was reported in 0.8% of risperidone-treated patients and gynecomastia was reported in 2.3% of risperidone-treated patients.

Juvenile dogs were treated for 40 weeks with oral risperidone doses of 0.31, 1.25, or 5 mg/kg/day. Decreased bone length and density were seen, with a no-effect dose of 0.31 mg/kg/day. This dose produced plasma levels (AUC) of risperidone plus its active metabolite paliperidone (9-hydroxy-risperidone) which were similar to those in children and adolescents receiving the maximum recommended human dose (MRHD) of 6 mg/day. In addition, a delay in sexual maturation was seen at all doses in both males and females. The above effects showed little or no reversibility in females after a 12 week drug-free recovery period.

In a study in which juvenile rats were treated with oral risperidone from days 12 to 50 of age, a reversible impairment of performance in a test of learning and memory was seen, in females only, with a no-effect dose of 0.63 mg/kg/day. This dose produced plasma levels (AUC) of risperidone plus paliperidone about half those observed in humans at the MRHD. No other consistent effects on neurobehavioral or reproductive development were seen up to the highest testable dose (1.25 mg/kg/day). This dose produced plasma levels (AUC) of risperidone plus paliperidone which were about two thirds of those observed in humans at the MRHD.

The long-term effects of risperidone on growth and sexual maturation have not been fully evaluated in children and adolescents.

## 8.5 Geriatric Use

Clinical studies of risperidone in the treatment of schizophrenia did not include sufficient numbers of patients aged 65 and over to determine whether or not they respond differently than younger patients. Other reported clinical experience has not identified differences in responses between elderly and younger patients. In general, a lower starting dose is recommended for an elderly patient, reflecting a decreased pharmacokinetic clearance in the elderly, as well as a greater frequency of decreased hepatic, renal, or cardiac function, and of concomitant disease or other drug therapy [see *Clinical Pharmacology (12.3) and Dosage and Administration (2.4, 2.5)*]. While elderly patients exhibit a greater tendency to orthostatic hypotension, its risk in the elderly may be minimized by limiting the initial dose to 0.5 mg twice daily followed by careful titration [see *Warnings and Precautions (5.7)*]. Monitoring of



orthostatic vital signs should be considered in patients for whom this is of concern.

This drug is substantially excreted by the kidneys, and the risk of toxic reactions to this drug may be greater in patients with impaired renal function. Because elderly patients are more likely to have decreased renal function, care should be taken in dose selection, and it may be useful to monitor renal function [see *Dosage and Administration* (2.4)].

#### Concomitant use with Furosemide in Elderly Patients with Dementia-Related Psychosis

In two of four placebo-controlled trials in elderly patients with dementia-related psychosis, a higher incidence of mortality was observed in patients treated with furosemide plus risperidone when compared to patients treated with risperidone alone or with placebo plus furosemide. No pathological mechanism has been identified to explain this finding, and no consistent pattern for cause of death was observed. An increase of mortality in elderly patients with dementia-related psychosis was seen with the use of risperidone regardless of concomitant use with furosemide. Risperidone is not approved for the treatment of patients with dementia-related psychosis. [See *Boxed Warning and Warnings and Precautions* (5.1)]

## 9 DRUG ABUSE AND DEPENDENCE

### 9.1 Controlled Substance

Risperidone is not a controlled substance.

### 9.2 Abuse

Risperidone has not been systematically studied in animals or humans for its potential for abuse. While the clinical trials did not reveal any tendency for any drug-seeking behavior, these observations were not systematic and it is not possible to predict on the basis of this limited experience the extent to which a CNS-active drug will be misused, diverted, and/or abused once marketed. Consequently, patients should be evaluated carefully for a history of drug abuse, and such patients should be observed closely for signs of risperidone misuse or abuse (e.g., development of tolerance, increases in dose, drug-seeking behavior).

### 9.3 Dependence

Risperidone has not been systematically studied in animals or humans for its potential for tolerance or physical dependence.

## 10 OVERDOSAGE

### 10.1 Human Experience

Premarketing experience included eight reports of acute risperidone overdosage with estimated doses ranging from 20 to 300 mg and no fatalities. In general, reported signs and symptoms were those resulting from an exaggeration of the drug's known pharmacological effects, i.e., drowsiness and sedation, tachycardia and hypotension, and extrapyramidal symptoms. One case, involving an estimated overdose of 240 mg, was associated with hyponatremia, hypokalemia, prolonged QT, and widened QRS. Another case, involving an estimated overdose of 36 mg, was associated with a seizure.

Postmarketing experience includes reports of acute risperidone overdosage, with estimated doses of up to 360 mg. In general, the most frequently reported signs and symptoms are those resulting from an

exaggeration of the drug's known pharmacological effects, i.e., drowsiness, sedation, tachycardia, hypotension, and extrapyramidal symptoms. Other adverse reactions reported since market introduction related to risperidone overdose include prolonged QT interval and convulsions. Torsade de pointes has been reported in association with combined overdose of risperidone and paroxetine.

## 10.2 Management of Overdosage

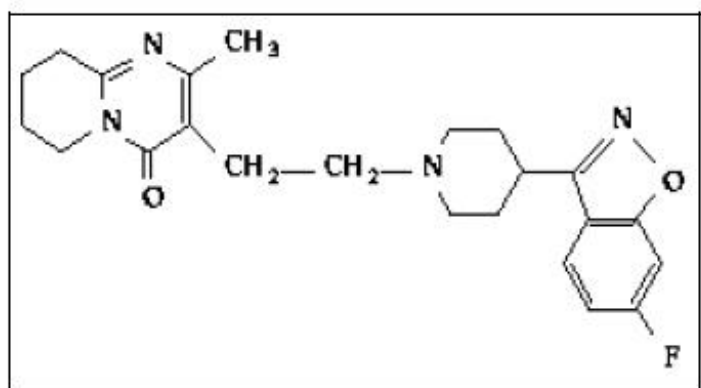
In case of acute overdosage, establish and maintain an airway and ensure adequate oxygenation and ventilation. Gastric lavage (after intubation, if patient is unconscious) and administration of activated charcoal together with a laxative should be considered.

The possibility of obtundation, seizures, or dystonic reaction of the head and neck following overdose may create a risk of aspiration with induced emesis. Cardiovascular monitoring should commence immediately and should include continuous electrocardiographic monitoring to detect possible arrhythmias. If antiarrhythmic therapy is administered, disopyramide, procainamide, and quinidine carry a theoretical hazard of QT-prolonging effects that might be additive to those of risperidone. Similarly, it is reasonable to expect that the alpha-blocking properties of bretylium might be additive to those of risperidone, resulting in problematic hypotension.

There is no specific antidote to risperidone. Therefore, appropriate supportive measures should be instituted. The possibility of multiple drug involvement should be considered. Hypotension and circulatory collapse should be treated with appropriate measures, such as intravenous fluids and/or sympathomimetic agents (epinephrine and dopamine should not be used, since beta stimulation may worsen hypotension in the setting of risperidone-induced alpha blockade). In cases of severe extrapyramidal symptoms, anticholinergic medication should be administered. Close medical supervision and monitoring should continue until the patient recovers.

## 11 DESCRIPTION

Risperidone tablets, USP contain risperidone, a psychotropic agent belonging to the chemical class of benzisoxazole derivatives. The chemical designation is 3-[2-[4-(6-fluoro-1,2-benzisoxazol-3-yl)-1-piperidiny]ethyl]-6,7,8,9-tetrahydro-2-methyl-4H-pyrido[1,2-a]pyrimidin-4-one. Its molecular formula is  $C_{23}H_{27}FN_4O_2$  and its molecular weight is 410.49. The structural formula is:



Risperidone USP is a white to slightly beige powder. It is practically insoluble in water, freely soluble in methylene chloride, and soluble in methanol and 0.1 N HCl.

Risperidone tablets, USP are available in 0.25 mg, 0.5 mg, 1 mg, 2 mg, 3 mg, and 4 mg strengths. Inactive ingredients are lactose monohydrate, microcrystalline cellulose, colloidal silicon dioxide,

magnesium stearate, hypromellose, titanium dioxide and polyethylene glycol 400. The 0.25 mg, 0.5 mg, 3 mg and 4 mg tablets contain D&C Yellow # 10 aluminum lake. The 0.5 mg and 4 mg tablets also contain FD&C Blue # 2 aluminum lake. The 2 mg tablets contain iron oxide yellow, iron oxide red, and iron oxide black.

## 12 CLINICAL PHARMACOLOGY

### 12.1 Mechanism of Action

The mechanism of action of risperidone, as with other drugs used to treat schizophrenia, is unknown. However, it has been proposed that the drug's therapeutic activity in schizophrenia is mediated through a combination of dopamine Type 2 (D<sub>2</sub>) and serotonin Type 2 (5HT<sub>2</sub>) receptor antagonism.

Risperidone is a selective monoaminergic antagonist with high affinity (K<sub>i</sub> of 0.12 to 7.3 nM) for the serotonin Type 2 (5HT<sub>2</sub>), dopamine Type 2 (D<sub>2</sub>), α<sub>1</sub> and α<sub>2</sub> adrenergic, and H<sub>1</sub> histaminergic receptors. Risperidone acts as an antagonist at other receptors, but with lower potency. Risperidone has low to moderate affinity (K<sub>i</sub> of 47 to 253 nM) for the serotonin 5HT<sub>1C</sub>, 5HT<sub>1D</sub>, and 5HT<sub>1A</sub> receptors, weak affinity (K<sub>i</sub> of 620 to 800 nM) for the dopamine D<sub>1</sub> and haloperidol-sensitive sigma site, and no affinity (when tested at concentrations >10<sup>-5</sup> M) for cholinergic muscarinic or β<sub>1</sub> and β<sub>2</sub> adrenergic receptors.

### 12.2 Pharmacodynamics

The clinical effect from risperidone results from the combined concentrations of risperidone and its major metabolite, 9-hydroxyrisperidone [see *Clinical Pharmacology (12.3)*]. Antagonism at receptors other than D<sub>2</sub> and 5HT<sub>2</sub> [see *Clinical Pharmacology (12.1)*] may explain some of the other effects of risperidone.

### 12.3 Pharmacokinetics

#### Absorption

Risperidone is well absorbed. The absolute oral bioavailability of risperidone is 70% (CV=25%). The relative oral bioavailability of risperidone from a tablet is 94% (CV=10%) when compared to a solution.

Pharmacokinetic studies showed that risperidone orally disintegrating tablets and risperidone oral solution are bioequivalent to risperidone tablets.

Plasma concentrations of risperidone, its major metabolite, 9-hydroxyrisperidone, and risperidone plus 9-hydroxyrisperidone are dose proportional over the dosing range of 1 to 16 mg daily (0.5 to 8 mg twice daily). Following oral administration of solution or tablet, mean peak plasma concentrations of risperidone occurred at about 1 hour. Peak concentrations of 9-hydroxyrisperidone occurred at about 3 hours in extensive metabolizers, and 17 hours in poor metabolizers. Steady-state concentrations of risperidone are reached in 1 day in extensive metabolizers and would be expected to reach steady-state in about 5 days in poor metabolizers. Steady-state concentrations of 9-hydroxyrisperidone are reached in 5 to 6 days (measured in extensive metabolizers).

#### Food Effect

Food does not affect either the rate or extent of absorption of risperidone. Thus, risperidone can be given with or without meals.

## Distribution

Risperidone is rapidly distributed. The volume of distribution is 1 to 2 L/kg. In plasma, risperidone is bound to albumin and  $\alpha_1$ -acid glycoprotein. The plasma protein binding of risperidone is 90%, and that of its major metabolite, 9-hydroxyrisperidone, is 77%. Neither risperidone nor 9-hydroxyrisperidone displaces each other from plasma binding sites. High therapeutic concentrations of sulfamethazine (100 mcg/mL), warfarin (10 mcg/mL), and carbamazepine (10 mcg/mL) caused only a slight increase in the free fraction of risperidone at 10 ng/mL and 9-hydroxyrisperidone at 50 ng/mL, changes of unknown clinical significance.

## Metabolism and Drug Interactions

Risperidone is extensively metabolized in the liver. The main metabolic pathway is through hydroxylation of risperidone to 9-hydroxyrisperidone by the enzyme, CYP 2D6. A minor metabolic pathway is through *N*-dealkylation. The main metabolite, 9-hydroxyrisperidone, has similar pharmacological activity as risperidone. Consequently, the clinical effect of the drug results from the combined concentrations of risperidone plus 9-hydroxyrisperidone.

CYP 2D6, also called debrisoquin hydroxylase, is the enzyme responsible for metabolism of many neuroleptics, antidepressants, antiarrhythmics, and other drugs. CYP 2D6 is subject to genetic polymorphism (about 6% to 8% of Caucasians, and a very low percentage of Asians, have little or no activity and are “poor metabolizers”) and to inhibition by a variety of substrates and some non-substrates, notably quinidine. Extensive CYP 2D6 metabolizers convert risperidone rapidly into 9-hydroxyrisperidone, whereas poor CYP 2D6 metabolizers convert it much more slowly. Although extensive metabolizers have lower risperidone and higher 9-hydroxyrisperidone concentrations than poor metabolizers, the pharmacokinetics of risperidone and 9-hydroxyrisperidone combined, after single and multiple doses, are similar in extensive and poor metabolizers.

Risperidone could be subject to two kinds of drug-drug interactions. First, inhibitors of CYP 2D6 interfere with conversion of risperidone to 9-hydroxyrisperidone [see *Drug Interactions (7.12)*]. This occurs with quinidine, giving essentially all recipients a risperidone pharmacokinetic profile typical of poor metabolizers. The therapeutic benefits and adverse effects of risperidone in patients receiving quinidine have not been evaluated, but observations in a modest number (n

ii

70) of poor metabolizers given risperidone do not suggest important differences between poor and extensive metabolizers. Second, co-administration of known enzyme inducers (e.g., carbamazepine, phenytoin, rifampin, and phenobarbital) with risperidone may cause a decrease in the combined plasma concentrations of risperidone and 9-hydroxyrisperidone [see *Drug Interactions (7.11)*]. It would also be possible for risperidone to interfere with metabolism of other drugs metabolized by CYP 2D6. Relatively weak binding of risperidone to the enzyme suggests this is unlikely [see *Drug Interactions (7.12)*].

## Excretion

Risperidone and its metabolites are eliminated via the urine and, to a much lesser extent, via the feces. As illustrated by a mass balance study of a single 1 mg oral dose of  $^{14}\text{C}$ -risperidone administered as solution to three healthy male volunteers, total recovery of radioactivity at 1 week was 84%, including 70% in the urine and 14% in the feces.

The apparent half-life of risperidone was 3 hours (CV=30%) in extensive metabolizers and 20 hours (CV=40%) in poor metabolizers. The apparent half-life of 9-hydroxyrisperidone was about 21 hours

(CV=20%) in extensive metabolizers and 30 hours (CV=25%) in poor metabolizers. The pharmacokinetics of risperidone and 9-hydroxyrisperidone combined, after single and multiple doses, were similar in extensive and poor metabolizers, with an overall mean elimination half-life of about 20 hours.

### Renal Impairment

In patients with moderate to severe renal disease, clearance of the sum of risperidone and its active metabolite decreased by 60% compared to young healthy subjects. Risperidone doses should be reduced in patients with renal disease [see *Dosage and Administration (2.4)* and *Warnings and Precautions (5.17)*].

### Hepatic Impairment

While the pharmacokinetics of risperidone in subjects with liver disease were comparable to those in young healthy subjects, the mean free fraction of risperidone in plasma was increased by about 35% because of the diminished concentration of both albumin and  $\alpha_1$ -acid glycoprotein. Risperidone doses should be reduced in patients with liver disease [see *Dosage and Administration (2.4)* and *Warnings and Precautions (5.17)*].

### Elderly

In healthy elderly subjects, renal clearance of both risperidone and 9-hydroxyrisperidone was decreased, and elimination half-lives were prolonged compared to young healthy subjects. Dosing should be modified accordingly in the elderly patients [see *Dosage and Administration (2.4)*].

### Pediatric

The pharmacokinetics of risperidone and 9-hydroxyrisperidone in children were similar to those in adults after correcting for the difference in body weight.

### Race and Gender Effects

No specific pharmacokinetic study was conducted to investigate race and gender effects, but a population pharmacokinetic analysis did not identify important differences in the disposition of risperidone due to gender (whether corrected for body weight or not) or race.

## 13 NONCLINICAL TOXICOLOGY

### 13.1 Carcinogenesis & Mutagenesis & Impairment Of Fertility

#### Carcinogenesis

Carcinogenicity studies were conducted in Swiss albino mice and Wistar rats. Risperidone was administered in the diet at doses of 0.63 mg/kg, 2.5 mg/kg, and 10 mg/kg for 18 months to mice and for 25 months to rats. These doses are equivalent to 2.4, 9.4, and 37.5 times the maximum recommended human dose (MRHD) for schizophrenia (16 mg/day) on a mg/kg basis or 0.2, 0.75, and 3 times the MRHD (mice) or 0.4, 1.5, and 6 times the MRHD (rats) on a mg/m<sup>2</sup> basis. A maximum tolerated dose was not achieved in male mice. There were statistically significant increases in pituitary gland adenomas, endocrine pancreas adenomas, and mammary gland adenocarcinomas. The following table summarizes the multiples of the human dose on a mg/m<sup>2</sup> (mg/kg) basis at which these tumors occurred.

			<b>Multiples of Maximum Human Dose in mg/m<sup>2</sup> (mg/kg)</b>	
<b>Tumor Type</b>	<b>Species</b>	<b>Sex</b>	<b>Lowest Effect Level</b>	<b>Highest No-Effect Level</b>
Pituitary adenomas	mouse	female	0.75 (9.4)	0.2 (2.4)
Endocrine pancreas adenomas	rat	male	1.5 (9.4)	0.4 (2.4)
Mammary gland adenocarcinomas	mouse	female	0.2 (2.4)	none
	rat	female	0.4 (2.4)	none
	rat	male	6 (37.5)	1.5 (9.4)
Mammary gland neoplasm, Total	rat	male	1.5 (9.4)	0.4 (2.4)

Antipsychotic drugs have been shown to chronically elevate prolactin levels in rodents. Serum prolactin levels were not measured during the risperidone carcinogenicity studies; however, measurements during subchronic toxicity studies showed that risperidone elevated serum prolactin levels 5 to 6 fold in mice and rats at the same doses used in the carcinogenicity studies. An increase in mammary, pituitary, and endocrine pancreas neoplasms has been found in rodents after chronic administration of other antipsychotic drugs and is considered to be prolactin-mediated. The relevance for human risk of the findings of prolactin-mediated endocrine tumors in rodents is unknown [see *Warnings and Precautions* (5.6)].

#### Mutagenesis

No evidence of mutagenic potential for risperidone was found in the Ames reverse mutation test, mouse lymphoma assay, *in vitro* rat hepatocyte DNA-repair assay, *in vivo* micronucleus test in mice, the sex-linked recessive lethal test in *Drosophila*, or the chromosomal aberration test in human lymphocytes or Chinese hamster cells.

#### Impairment of Fertility

Risperidone (0.16 to 5 mg/kg) was shown to impair mating, but not fertility, in Wistar rats in three reproductive studies (two Segment I and a multigenerational study) at doses 0.1 to 3 times the maximum recommended human dose (MRHD) on a mg/m<sup>2</sup> basis. The effect appeared to be in females, since impaired mating behavior was not noted in the Segment I study in which males only were treated. In a subchronic study in Beagle dogs in which risperidone was administered at doses of 0.31 to 5 mg/kg, sperm motility and concentration were decreased at doses 0.6 to 10 times the MRHD on a mg/m<sup>2</sup> basis. Dose-related decreases were also noted in serum testosterone at the same doses. Serum testosterone and sperm parameters partially recovered, but remained decreased after treatment was discontinued. No no-effect doses were noted in either rat or dog.

## 14 CLINICAL STUDIES

### 14.1 Schizophrenia

#### Adults

##### Short-Term Efficacy

The efficacy of risperidone in the treatment of schizophrenia was established in four short-term (4- to 8-week) controlled trials of psychotic inpatients who met DSM-III-R criteria for schizophrenia.

Several instruments were used for assessing psychiatric signs and symptoms in these studies, among them the Brief Psychiatric Rating Scale (BPRS), a multi-item inventory of general psychopathology traditionally used to evaluate the effects of drug treatment in schizophrenia. The BPRS psychosis cluster (conceptual disorganization, hallucinatory behavior, suspiciousness, and unusual thought content) is considered a particularly useful subset for assessing actively psychotic schizophrenic

patients. A second traditional assessment, the Clinical Global Impression (CGI), reflects the impression of a skilled observer, fully familiar with the manifestations of schizophrenia, about the overall clinical state of the patient. In addition, the Positive and Negative Syndrome Scale (PANSS) and the Scale for Assessing Negative Symptoms (SANS) were employed.

The results of the trials follow:

- (1) In a 6-week, placebo-controlled trial (n=160) involving titration of risperidone in doses up to 10 mg/day (twice-daily schedule), risperidone was generally superior to placebo on the BPRS total score, on the BPRS psychosis cluster, and marginally superior to placebo on the SANS.
- (2) In an 8-week, placebo-controlled trial (n=513) involving 4 fixed doses of risperidone (2 mg/day, 6 mg/day, 10 mg/day, and 16 mg/day, on a twice-daily schedule), all 4 risperidone groups were generally superior to placebo on the BPRS total score, BPRS psychosis cluster, and CGI severity score; the 3 highest risperidone dose groups were generally superior to placebo on the PANSS negative subscale. The most consistently positive responses on all measures were seen for the 6 mg dose group, and there was no suggestion of increased benefit from larger doses.
- (3) In an 8-week, dose comparison trial (n=1356) involving 5 fixed doses of risperidone (1 mg/day, 4 mg/day, 8 mg/day, 12 mg/day, and 16 mg/day, on a twice-daily schedule), the four highest risperidone dose groups were generally superior to the 1 mg risperidone dose group on BPRS total score, BPRS psychosis cluster, and CGI severity score. None of the dose groups were superior to the 1 mg group on the PANSS negative subscale. The most consistently positive responses were seen for the 4 mg dose group.
- (4) In a 4-week, placebo-controlled dose comparison trial (n=246) involving 2 fixed doses of risperidone (4 and 8 mg/day on a once-daily schedule), both risperidone dose groups were generally superior to placebo on several PANSS measures, including a response measure (>20% reduction in PANSS total score), PANSS total score, and the BPRS psychosis cluster (derived from PANSS). The results were generally stronger for the 8 mg than for the 4 mg dose group.

#### Long-Term Efficacy

In a longer-term trial, 365 adult outpatients predominantly meeting DSM-IV criteria for schizophrenia and who had been clinically stable for at least 4 weeks on an antipsychotic medication were randomized to risperidone (2 to 8 mg/day) or to an active comparator, for 1 to 2 years of observation for relapse. Patients receiving risperidone experienced a significantly longer time to relapse over this time period compared to those receiving the active comparator.

#### Pediatrics

The efficacy of risperidone in the treatment of schizophrenia in adolescents aged 13 to 17 years was demonstrated in two short-term (6 and 8 weeks), double-blind controlled trials. All patients met DSM-IV diagnostic criteria for schizophrenia and were experiencing an acute episode at time of enrollment. In the first trial (study #1), patients were randomized into one of three treatment groups: risperidone 1 to 3 mg/day (n = 55, mean modal dose = 2.6 mg), risperidone 4 to 6 mg/day (n = 51, mean modal dose = 5.3 mg), or placebo (n = 54). In the second trial (study #2), patients were randomized to either risperidone 0.15 to 0.6 mg/day (n = 132, mean modal dose = 0.5 mg) or risperidone 1.5 to 6 mg/day (n = 125, mean modal dose = 4 mg). In all cases, study medication was initiated at 0.5 mg/day (with the exception of the 0.15 to 0.6 mg/day group in study #2, where the initial dose was 0.05 mg/day) and titrated to the target dosage range by approximately Day 7. Subsequently, dosage was increased to the maximum tolerated dose within the target dose range by Day 14. The primary efficacy variable in all studies was the mean change from baseline in total PANSS score.

Results of the studies demonstrated efficacy of risperidone in all dose groups from 1 to 6 mg/day compared to placebo, as measured by significant reduction of total PANSS score. The efficacy on the primary parameter in the 1 to 3 mg/day group was comparable to the 4 to 6 mg/day group in study #1, and similar to the efficacy demonstrated in the 1.5 to 6 mg/day group in study #2. In study #2, the efficacy in

the 1.5 to 6 mg/day group was statistically significantly greater than that in the 0.15 to 0.6 mg/day group. Doses higher than 3 mg/day did not reveal any trend towards greater efficacy.

## **14.2 Bipolar Mania – Monotherapy**

### **Adults**

The efficacy of risperidone in the treatment of acute manic or mixed episodes was established in two short-term (3-week) placebo-controlled trials in patients who met the DSM-IV criteria for Bipolar I Disorder with manic or mixed episodes. These trials included patients with or without psychotic features.

The primary rating instrument used for assessing manic symptoms in these trials was the Young Mania Rating Scale (YMRS), an 11-item clinician-rated scale traditionally used to assess the degree of manic symptomatology (irritability, disruptive/aggressive behavior, sleep, elevated mood, speech, increased activity, sexual interest, language/thought disorder, thought content, appearance, and insight) in a range from 0 (no manic features) to 60 (maximum score). The primary outcome in these trials was change from baseline in the YMRS total score. The results of the trials follow:

- (1) In one 3-week placebo-controlled trial (n=246), limited to patients with manic episodes, which involved a dose range of risperidone 1 to 6 mg/day, once daily, starting at 3 mg/day (mean modal dose was 4.1 mg/day), risperidone was superior to placebo in the reduction of YMRS total score.
- (2) In another 3-week placebo-controlled trial (n=286), which involved a dose range of 1 to 6 mg/day, once daily, starting at 3 mg/day (mean modal dose was 5.6 mg/day), risperidone was superior to placebo in the reduction of YMRS total score

### **Pediatrics**

The efficacy of risperidone in the treatment of mania in children or adolescents with Bipolar I disorder was demonstrated in a 3-week, randomized, double-blind, placebo-controlled, multicenter trial including patients ranging in ages from 10 to 17 years who were experiencing a manic or mixed episode of bipolar I disorder. Patients were randomized into one of three treatment groups: risperidone 0.5 to 2.5 mg/day (n = 50, mean modal dose = 1.9 mg), risperidone 3 to 6 mg/day (n = 61, mean modal dose = 4.7 mg), or placebo (n = 58). In all cases, study medication was initiated at 0.5 mg/day and titrated to the target dosage range by Day 7, with further increases in dosage to the maximum tolerated dose within the targeted dose range by Day 10. The primary rating instrument used for assessing efficacy in this study was the mean change from baseline in the total YMRS score.

Results of this study demonstrated efficacy of risperidone in both dose groups compared with placebo, as measured by significant reduction of total YMRS score. The efficacy on the primary parameter in the 3 to 6 mg/day dose group was comparable to the 0.5 to 2.5 mg/day dose group. Doses higher than 2.5 mg/day did not reveal any trend towards greater efficacy.

## **14.3 Bipolar Mania – Combination Therapy**

The efficacy of risperidone with concomitant lithium or valproate in the treatment of acute manic or mixed episodes was established in one controlled trial in adult patients who met the DSM-IV criteria for Bipolar I Disorder. This trial included patients with or without psychotic features and with or without a rapid-cycling course.

- (1) In this 3-week placebo-controlled combination trial, 148 in- or outpatients on lithium or valproate therapy with inadequately controlled manic or mixed symptoms were randomized to receive risperidone, placebo, or an active comparator, in combination with their original therapy. Risperidone, in a dose range of 1 to 6 mg/day, once daily, starting at 2 mg/day (mean modal dose of 3.8 mg/day), combined with lithium or valproate (in a therapeutic range of 0.6 mEq/L to 1.4 mEq/L or 50 mcg/mL to 120 mcg/mL, respectively) was superior to lithium or valproate alone in the reduction of YMRS total score.
- (2) In a second 3-week placebo-controlled combination trial, 142 in- or outpatients on lithium,



valproate, or carbamazepine therapy with inadequately controlled manic or mixed symptoms were randomized to receive risperidone or placebo, in combination with their original therapy. Risperidone, in a dose range of 1 to 6 mg/day, once daily, starting at 2 mg/day (mean modal dose of 3.7 mg/day), combined with lithium, valproate, or carbamazepine (in therapeutic ranges of 0.6 mEq/L to 1.4 mEq/L for lithium, 50 mcg/mL to 125 mcg/mL for valproate, or 4 to 12 mcg/mL for carbamazepine, respectively) was not superior to lithium, valproate, or carbamazepine alone in the reduction of YMRS total score. A possible explanation for the failure of this trial was induction of risperidone and 9-hydroxyrisperidone clearance by carbamazepine, leading to subtherapeutic levels of risperidone and 9-hydroxyrisperidone.

#### **14.4 Irritability Associated with Autistic Disorder**

##### **Short-Term Efficacy**

The efficacy of risperidone in the treatment of irritability associated with autistic disorder was established in two 8-week, placebo-controlled trials in children and adolescents (aged 5 to 16 years) who met the DSM-IV criteria for autistic disorder. Over 90% of these subjects were under 12 years of age and most weighed over 20 kg (16 to 104.3 kg).

Efficacy was evaluated using two assessment scales: the Aberrant Behavior Checklist (ABC) and the Clinical Global Impression - Change (CGI-C) scale. The primary outcome measure in both trials was the change from baseline to endpoint in the Irritability subscale of the ABC (ABC-I). The ABC-I subscale measured the emotional and behavioral symptoms of autism, including aggression towards others, deliberate self-injuriousness, temper tantrums, and quickly changing moods. The CGI-C rating at endpoint was a co-primary outcome measure in one of the studies.

The results of these trials are as follows:

- (1) In one of the 8-week, placebo-controlled trials, children and adolescents with autistic disorder (n=101), aged 5 to 16 years, received twice daily doses of placebo or risperidone 0.5 to 3.5 mg/day on a weight-adjusted basis. Risperidone, starting at 0.25 mg/day or 0.5 mg/day depending on baseline weight (< 20 kg and ≥ 20 kg, respectively) and titrated to clinical response (mean modal dose of 1.9 mg/day, equivalent to 0.06 mg/kg/day), significantly improved scores on the ABC-I subscale and on the CGI-C scale compared with placebo.
- (2) In the other 8-week, placebo-controlled trial in children with autistic disorder (n=55), aged 5 to 12 years, risperidone 0.02 to 0.06 mg/kg/day given once or twice daily, starting at 0.01 mg/kg/day and titrated to clinical response (mean modal dose of 0.05 mg/kg/day, equivalent to 1.4 mg/day), significantly improved scores on the ABC-I subscale compared with placebo.

##### **Long-Term Efficacy**

Following completion of the first 8-week double-blind study, 63 patients entered an open-label study extension where they were treated with risperidone for 4 or 6 months (depending on whether they received risperidone or placebo in the double-blind study). During this open-label treatment period, patients were maintained on a mean modal dose of risperidone of 1.8 to 2.1 mg/day (equivalent to 0.05 to 0.07 mg/kg/day).

Patients who maintained their positive response to risperidone (response was defined as ≥ 25% improvement on the ABC-I subscale and a CGI-C rating of 'much improved' or 'very much improved') during the 4 to 6 month open-label treatment phase for about 140 days, on average, were randomized to receive risperidone or placebo during an 8-week, double-blind withdrawal study (n=39 of the 63 patients). A pre-planned interim analysis of data from patients who completed the withdrawal study (n=32), undertaken by an independent Data Safety Monitoring Board, demonstrated a significantly lower relapse rate in the risperidone group compared with the placebo group. Based on the interim analysis results, the study was terminated due to demonstration of a statistically significant effect on relapse prevention. Relapse was defined as ≥ 25% worsening on the most recent assessment of the ABC-I

subscale (in relation to baseline of the randomized withdrawal phase).

## 16 HOW SUPPLIED/STORAGE AND HANDLING

**Risperidone Tablets USP, 0.25 mg** are yellow colored, film-coated, biconvex circular tablets, debossed on one side with “A” and on the other side with “49”.

Bottles of 60	NDC 13107-119-60
Bottles of 500	NDC 13107-119-05
10 x 10 Unit-dose Tablets	NDC 13107-119-10

**Risperidone Tablets USP, 0.5 mg** are green colored, film-coated, biconvex caplets, debossed on one side with “A” and on the other side with “70”.

Bottles of 60	NDC 13107-120-60
Bottles of 500	NDC 13107-120-05
10 x 10 Unit-dose Tablets	NDC 13107-120-10

**Risperidone Tablets USP, 1 mg** are white colored, film-coated, biconvex caplets, debossed on one side with “A” and on the other side with “71”.

Bottles of 60	NDC 13107-121-60
Bottles of 500	NDC 13107-121-05
10 x 10 Unit-dose Tablets	NDC 13107-121-10

**Risperidone Tablets USP, 2 mg** are light orange colored, film-coated, biconvex caplets, debossed on one side with “A” and on the other side with “72”.

Bottles of 60	NDC 13107-122-60
Bottles of 500	NDC 13107-122-05
10 x 10 Unit-dose Tablets	NDC 13107-122-10

**Risperidone Tablets USP, 3 mg** are yellow colored, film-coated, biconvex caplets, debossed on one side with “A” and on the other side with “73”.

Bottles of 60	NDC 13107-123-60
Bottles of 500	NDC 13107-123-05
10 x 10 Unit-dose Tablets	NDC 13107-123-10

**Risperidone Tablets USP, 4 mg** are green colored, film-coated, biconvex caplets, debossed on one side with “A” and on the other side with “74”.

Bottles of 60	NDC 13107-124-60
10 x 10 Unit-dose Tablets	NDC 13107-124-10

### Storage and Handling

**Store at 20° to 25°C (68° to 77°F); excursions permitted to 15° to 30°C (59° to 86°F) [see USP Controlled Room Temperature].** Protect from light and moisture.

Keep out of reach of children.

## 17 PATIENT COUNSELING INFORMATION

Physicians are advised to discuss the following issues with patients for whom they prescribe risperidone:

### 17.1 Orthostatic Hypotension

Patients should be advised of the risk of orthostatic hypotension, especially during the period of initial dose titration [see *Warnings and Precautions (5.7)*].

### 17.2 Interference with Cognitive and Motor Performance

Since risperidone has the potential to impair judgment, thinking, or motor skills, patients should be cautioned about operating hazardous machinery, including automobiles, until they are reasonably certain that risperidone therapy does not affect them adversely [see *Warnings and Precautions (5.9)*].

### 17.3 Pregnancy

Patients should be advised to notify their physician if they become pregnant or intend to become pregnant during therapy [see *Use in Specific Populations (8.1)*].

### 17.4 Nursing

Patients should be advised not to breast-feed an infant if they are taking risperidone [see *Use in Specific Populations (8.3)*].

### 17.5 Concomitant Medication

Patients should be advised to inform their physicians if they are taking, or plan to take, any prescription or over-the-counter drugs, since there is a potential for interactions [see *Drug Interactions (7)*].

### 17.6 Alcohol

Patients should be advised to avoid alcohol while taking risperidone [see *Drug Interactions (7.1)*].

Manufactured by:  
**Aurolife Pharma LLC**  
Dayton, NJ 08810

Manufactured for:  
**Aurobindo Pharma USA, Inc.**  
Dayton, NJ 08810

Revised: 11/2011

## PACKAGE LABEL.PRINCIPAL DISPLAY PANEL - 0.25mg (500 Tablets Bottle)

**NDC 13107-119-05**  
**Risperidone Tablets, USP**  
**0.25 mg**  
**Rx only                    500 Tablets**  
**AUROBINDO**



Each film-coated tablet contains:  
Risperidone USP 0.25 mg

Usual Dosage: See package insert for Dosage and Administration.

Store at 20° to 25°C (68° to 77°F); excursions permitted to 15° to 30°C (59° to 86°F) [see USP Controlled Room Temperature].

Protect from light and moisture.

Keep out of reach of children.

Revised: 08/2011 LM-576

NDC 13107-119-05

**risperiDONE**  
**Tablets, USP**  
**0.25 mg**

Rx only 500 Tablets



Manufactured by:  
Aurolife Pharma LLC  
Dayton, NJ 08810

Manufactured for:  
Aurobindo Pharma USA, Inc.  
Dayton, NJ 08810

Batch :

Expiry :



**PACKAGE LABEL.PRINCIPAL DISPLAY PANEL - 0.5mg (500 Tablets Bottle)**

**NDC 13107-120-05**

**Risperidone Tablets, USP**

**0.5 mg**

**Rx only 500 Tablets**

**AUROBINDO**



Each film-coated tablet contains:  
Risperidone USP 0.5 mg

Usual Dosage: See package insert for Dosage and Administration.

Store at 20° to 25°C (68° to 77°F); excursions permitted to 15° to 30°C (59° to 86°F) [see USP Controlled Room Temperature].

Protect from light and moisture.

Keep out of reach of children.

Revised: 08/2011 LM-578

NDC 13107-120-05

**risperiDONE**  
**Tablets, USP**  
**0.5 mg**

Rx only 500 Tablets



Manufactured by:  
Aurolife Pharma LLC  
Dayton, NJ 08810

Manufactured for:  
Aurobindo Pharma USA, Inc.  
Dayton, NJ 08810


Batch :

Expiry :



**PACKAGE LABEL.PRINCIPAL DISPLAY PANEL - 1mg (500 Tablets Bottle)**

**NDC 13107-121-05**  
**Risperidone Tablets, USP**  
**1 mg**  
**Rx only**                    **500 Tablets**  
**AUROBINDO**



3Z  
13107-121-05  
0

Each film-coated tablet contains:  
Risperidone USP 1 mg

Usual Dosage: See package insert for Dosage and Administration.

Store at 20° to 25°C (68° to 77°F); excursions permitted to 15° to 30°C (59° to 86°F) [see USP Controlled Room Temperature].

Protect from light and moisture.

Keep out of reach of children.

Revised: 08/2011                    LM-580

NDC 13107-121-05



**risperiDONE**  
**Tablets, USP**  
**1 mg**

Rx only                    500 Tablets

Manufactured by:  
**Aurolife Pharma LLC**  
Dayton, NJ 08810

Manufactured for:  
**Aurobindo Pharma USA, Inc.**  
Dayton, NJ 08810

Batch :  
Expiry :



**PACKAGE LABEL.PRINCIPAL DISPLAY PANEL - 2mg (500 Tablets Bottle)**

**NDC 13107-122-05**  
**Risperidone Tablets, USP**  
**2 mg**  
**Rx only**                    **500 Tablets**  
**AUROBINDO**



3Z  
13107-122-05  
7

Each film-coated tablet contains:  
Risperidone USP 2 mg

Usual Dosage: See package insert for Dosage and Administration.

Store at 20° to 25°C (68° to 77°F); excursions permitted to 15° to 30°C (59° to 86°F) [see USP Controlled Room Temperature].

Protect from light and moisture.

Keep out of reach of children.

Revised: 08/2011                    LM-582

NDC 13107-122-05

**risperiDONE**  
**Tablets, USP**  
**2 mg**

Rx only                    500 Tablets

Manufactured by:  
**Aurolife Pharma LLC**  
Dayton, NJ 08810

Manufactured for:  
**Aurobindo Pharma USA, Inc.**  
Dayton, NJ 08810

Batch :  
Expiry :



**PACKAGE LABEL.PRINCIPAL DISPLAY PANEL - 3mg (500 Tablets Bottle)**

**NDC 13107-123-05**  
**Risperidone Tablets, USP**  
**3 mg**

**Rx only**  
**AUROBINDO**

**500 Tablets**

Each film-coated tablet contains: Risperidone USP 3 mg

NDC 13107-123-05

Manufactured by:  
Aurolife Pharma LLC  
Dayton, NJ 08810

Usual Dosage: See package insert for Dosage and Administration.

Store at 20° to 25°C (68° to 77°F); excursions permitted to 15° to 30°C (59° to 86°F) [see USP Controlled Room Temperature].

Protect from light and moisture.

Keep out of reach of children.

**risperiDONE**  
**Tablets, USP**  
**3 mg**

Manufactured for:  
Aurobindo Pharma USA, Inc.  
Dayton, NJ 08810

Batch :

Expiry :



**Rx only**                      **500 Tablets**

Revised: 08/2011

LM-584



**PACKAGE LABEL.PRINCIPAL DISPLAY PANEL - 4mg (60 Tablets Bottle)**

**NDC 13107-124-60**

**Risperidone Tablets, USP**

**4 mg**

**Rx only**

**60 Tablets**

**AUROBINDO**

Each film-coated tablet contains:  
Risperidone USP 4 mg

NDC 13107-124-60

Manufactured by:  
Aurolife Pharma LLC  
Dayton, NJ 08810

Usual Dosage: See package insert for Dosage and Administration.

Store at 20° to 25°C (68° to 77°F); excursions permitted to 15° to 30°C (59° to 86°F) [see USP Controlled Room Temperature].

Protect from light and moisture.

Keep out of reach of children.

**risperiDONE**  
**Tablets, USP**  
**4 mg**

Manufactured for:  
Aurobindo Pharma USA, Inc.  
Dayton, NJ 08810

Batch :

Expiry :



**Rx only**                      **60 Tablets**

Revised: 08/2011

LM-585



**RISPERIDONE**

risperidone tablet, film coated

**Product Information**

<b>Product Type</b>	HUMAN PRESCRIPTION DRUG	<b>Item Code (Source)</b>	NDC:13107-119
<b>Route of Administration</b>	ORAL		

**Active Ingredient/Active Moiety**

<b>Ingredient Name</b>	<b>Basis of Strength</b>	<b>Strength</b>
RISPERIDONE (UNII: L6UH7ZF8HC) (RISPERIDONE - UNII:L6UH7ZF8HC)	RISPERIDONE	0.25 mg

**Inactive Ingredients**

<b>Ingredient Name</b>	<b>Strength</b>
LACTOSE MONOHYDRATE (UNII: EWQ57Q8I5X)	
CELLULOSE, MICROCRYSTALLINE (UNII: OP1R32D61U)	
SILICON DIOXIDE (UNII: ETJ7Z6XBU4)	
MAGNESIUM STEARATE (UNII: 70097M6I30)	
HYPROMELLOSE 2910 (6 MPAS) (UNII: 0WZ8WG20P6)	
TITANIUM DIOXIDE (UNII: 15FIX9V2JP)	
POLYETHYLENE GLYCOL 400 (UNII: B697894SGQ)	
D&C YELLOW NO. 10 (UNII: 35SW5USQ3G)	

**Product Characteristics**

<b>Color</b>	YELLOW	<b>Score</b>	no score
<b>Shape</b>	ROUND (Biconvex)	<b>Size</b>	5mm
<b>Flavor</b>		<b>Imprint Code</b>	A;49
<b>Contains</b>			

**Packaging**

#	Item Code	Package Description	Marketing Start Date	Marketing End Date
1	NDC:13107-119-60	60 in 1 BOTTLE		
2	NDC:13107-119-05	500 in 1 BOTTLE		
3	NDC:13107-119-10	10 in 1 CARTON		
3		10 in 1 BLISTER PACK		

**Marketing Information**

<b>Marketing Category</b>	<b>Application Number or Monograph Citation</b>	<b>Marketing Start Date</b>	<b>Marketing End Date</b>
ANDA	ANDA078269	10/25/2009	

**RISPERIDONE**

risperidone tablet, film coated

**Product Information**

<b>Product Type</b>	HUMAN PRESCRIPTION DRUG	<b>Item Code (Source)</b>	NDC:13107-120
<b>Route of Administration</b>	ORAL		

### Active Ingredient/Active Moiety

Ingredient Name	Basis of Strength	Strength
RISPERIDONE (UNII: L6UH7ZF8HC) (RISPERIDONE - UNII:L6UH7ZF8HC)	RISPERIDONE	0.5 mg

### Inactive Ingredients

Ingredient Name	Strength
LACTOSE MONOHYDRATE (UNII: EWQ57Q8I5X)	
CELLULOSE, MICROCRYSTALLINE (UNII: OP1R32D61U)	
SILICON DIOXIDE (UNII: ETJ7Z6XBU4)	
MAGNESIUM STEARATE (UNII: 70097M6I30)	
HYPROMELLOSE 2910 (6 MPA.S) (UNII: 0WZ8WG20P6)	
TITANIUM DIOXIDE (UNII: 15FIX9V2JP)	
POLYETHYLENE GLYCOL 400 (UNII: B697894SGQ)	
D&C YELLOW NO. 10 (UNII: 35SW5USQ3G)	
FD&C BLUE NO. 2 (UNII: L06K8R7DQK)	

### Product Characteristics

<b>Color</b>	GREEN	<b>Score</b>	no score
<b>Shape</b>	CAPSULE (Biconvex)	<b>Size</b>	8mm
<b>Flavor</b>		<b>Imprint Code</b>	A;70
<b>Contains</b>			

### Packaging

#	Item Code	Package Description	Marketing Start Date	Marketing End Date
1	NDC:13107-120-60	60 in 1 BOTTLE		
2	NDC:13107-120-05	500 in 1 BOTTLE		
3	NDC:13107-120-10	10 in 1 CARTON		
3		10 in 1 BLISTER PACK		

### Marketing Information

Marketing Category	Application Number or Monograph Citation	Marketing Start Date	Marketing End Date
ANDA	ANDA078269	10/25/2009	

## RISPERIDONE

risperidone tablet, film coated

### Product Information

<b>Product Type</b>	HUMAN PRESCRIPTION DRUG	<b>Item Code (Source)</b>	NDC:13107-121
---------------------	-------------------------	---------------------------	---------------



<b>Route of Administration</b>	ORAL
--------------------------------	------

### Active Ingredient/Active Moiety

Ingredient Name	Basis of Strength	Strength
RISPERIDONE (UNII: L6UH7ZF8HC) (RISPERIDONE - UNII:L6UH7ZF8HC)	RISPERIDONE	1 mg

### Inactive Ingredients

Ingredient Name	Strength
LACTOSE MONOHYDRATE (UNII: EWQ57Q8I5X)	
CELLULOSE, MICROCRYSTALLINE (UNII: OP1R32D61U)	
SILICON DIOXIDE (UNII: ETJ7Z6XBU4)	
MAGNESIUM STEARATE (UNII: 70097M6I30)	
HYPROMELLOSE 2910 (6 MPAS) (UNII: 0WZ8WG20P6)	
TITANIUM DIOXIDE (UNII: 15FIX9V2JP)	
POLYETHYLENE GLYCOL 400 (UNII: B697894SGQ)	

### Product Characteristics

<b>Color</b>	WHITE	<b>Score</b>	no score
<b>Shape</b>	CAPSULE (Biconvex)	<b>Size</b>	8mm
<b>Flavor</b>		<b>Imprint Code</b>	A;71
<b>Contains</b>			

### Packaging

#	Item Code	Package Description	Marketing Start Date	Marketing End Date
1	NDC:13107-121-60	60 in 1 BOTTLE		
2	NDC:13107-121-05	500 in 1 BOTTLE		
3	NDC:13107-121-10	10 in 1 CARTON		
3		10 in 1 BLISTER PACK		

### Marketing Information

Marketing Category	Application Number or Monograph Citation	Marketing Start Date	Marketing End Date
ANDA	ANDA078269	10/25/2009	

## RISPERIDONE

risperidone tablet, film coated

### Product Information

<b>Product Type</b>	HUMAN PRESCRIPTION DRUG	<b>Item Code (Source)</b>	NDC:13107-122
<b>Route of Administration</b>	ORAL		

**Active Ingredient/Active Moiety**

Ingredient Name	Basis of Strength	Strength
RISPERIDONE (UNII: L6UH7ZF8HC) (RISPERIDONE - UNII:L6UH7ZF8HC)	RISPERIDONE	2 mg

**Inactive Ingredients**

Ingredient Name	Strength
LACTOSE MONOHYDRATE (UNII: EWQ57Q8I5X)	
CELLULOSE, MICROCRYSTALLINE (UNII: OP1R32D61U)	
SILICON DIOXIDE (UNII: ETJ7Z6XBU4)	
MAGNESIUM STEARATE (UNII: 70097M6I30)	
HYPROMELLOSE 2910 (6 MPA.S) (UNII: 0WZ8WG20P6)	
TITANIUM DIOXIDE (UNII: 15FIX9V2JP)	
POLYETHYLENE GLYCOL 400 (UNII: B697894SGQ)	
FERRIC OXIDE YELLOW (UNII: EX438O2MRT)	
FERRIC OXIDE RED (UNII: 1K09F3G675)	
FERROSFERRIC OXIDE (UNII: XM0M87F357)	

**Product Characteristics**

Color	ORANGE (Light Orange)	Score	no score
Shape	CAPSULE (Biconvex)	Size	11mm
Flavor		Imprint Code	A;72
Contains			

**Packaging**

#	Item Code	Package Description	Marketing Start Date	Marketing End Date
1	NDC:13107-122-60	60 in 1 BOTTLE		
2	NDC:13107-122-05	500 in 1 BOTTLE		
3	NDC:13107-122-10	10 in 1 CARTON		
3		10 in 1 BLISTER PACK		

**Marketing Information**

Marketing Category	Application Number or Monograph Citation	Marketing Start Date	Marketing End Date
ANDA	ANDA078269	10/25/2009	

**RISPERIDONE**

risperidone tablet, film coated

**Product Information**

Product Type	HUMAN PRESCRIPTION DRUG	Item Code (Source)	NDC:13107-123
Route of Administration	ORAL		

**Active Ingredient/Active Moiety**

Ingredient Name	Basis of Strength	Strength
RISPERIDONE (UNII: L6UH7ZF8HC) (RISPERIDONE - UNII:L6UH7ZF8HC)	RISPERIDONE	3 mg

**Inactive Ingredients**

Ingredient Name	Strength
LACTOSE MONOHYDRATE (UNII: EWQ57Q8I5X)	
CELLULOSE, MICROCRYSTALLINE (UNII: OP1R32D61U)	
SILICON DIOXIDE (UNII: ETJ7Z6XBU4)	
MAGNESIUM STEARATE (UNII: 70097M6I30)	
HYPROMELLOSE 2910 (6 MPAS) (UNII: 0WZ8WG20P6)	
TITANIUM DIOXIDE (UNII: 15FIX9V2JP)	
POLYETHYLENE GLYCOL 400 (UNII: B697894SGQ)	
D&C YELLOW NO. 10 (UNII: 35SW5USQ3G)	

**Product Characteristics**

Color	YELLOW	Score	no score
Shape	CAPSULE (Biconvex)	Size	14mm
Flavor		Imprint Code	A;73
Contains			

**Packaging**

#	Item Code	Package Description	Marketing Start Date	Marketing End Date
1	NDC:13107-123-60	60 in 1 BOTTLE		
2	NDC:13107-123-05	500 in 1 BOTTLE		
3	NDC:13107-123-10	10 in 1 CARTON		
3		10 in 1 BLISTER PACK		

**Marketing Information**

Marketing Category	Application Number or Monograph Citation	Marketing Start Date	Marketing End Date
ANDA	ANDA078269	10/25/2009	

**RISPERIDONE**

risperidone tablet, film coated

**Product Information**

Product Type	HUMAN PRESCRIPTION DRUG	Item Code (Source)	NDC:13107-124
Route of Administration	ORAL		

**Active Ingredient/Active Moiety**

Ingredient Name	Basis of Strength	Strength
RISPERIDONE (UNII: L6UH7ZF8HC) (RISPERIDONE - UNII:L6UH7ZF8HC)	RISPERIDONE	4 mg

**Inactive Ingredients**

Ingredient Name	Strength
LACTOSE MONOHYDRATE (UNII: EWQ57Q8I5X)	
CELLULOSE, MICROCRYSTALLINE (UNII: OP1R32D61U)	
SILICON DIOXIDE (UNII: ETJ7Z6XBU4)	
MAGNESIUM STEARATE (UNII: 70097M6I30)	
HYPROMELLOSE 2910 (6 MPAS) (UNII: 0WZ8WG20P6)	
TITANIUM DIOXIDE (UNII: 15FIX9V2JP)	
POLYETHYLENE GLYCOL 400 (UNII: B697894SGQ)	
D&C YELLOW NO. 10 (UNII: 35SW5USQ3G)	
FD&C BLUE NO. 2 (UNII: L06K8R7DQK)	

**Product Characteristics**

Color	GREEN	Score	no score
Shape	CAPSULE (Biconvex)	Size	15mm
Flavor		Imprint Code	A;74
Contains			

**Packaging**

#	Item Code	Package Description	Marketing Start Date	Marketing End Date
1	NDC:13107-124-60	60 in 1 BOTTLE		
2	NDC:13107-124-10	10 in 1 CARTON		
2		10 in 1 BLISTER PACK		

**Marketing Information**

Marketing Category	Application Number or Monograph Citation	Marketing Start Date	Marketing End Date
ANDA	ANDA078269	10/25/2009	

**Labeler** - Aurolife Pharma LLC (829084461)**Establishment**

Name	Address	ID/FEI	Business Operations
Aurolife Pharma LLC		829084461	MANUFACTURE(13107-119, 13107-120, 13107-121, 13107-122, 13107-123, 13107-124)

**Establishment**

Name	Address	ID/FEI	Business Operations
Aurolife Pharma		078296263	PACK(13107-119, 13107-120, 13107-121, 13107-122, 13107-123, 13107-124) , LABEL(13107-119, 13107-120, 13107-121, 13107-122, 13107-123, 13107-124) , REPACK(13107-119, 13107-120, 13107-121, 13107-122, 13107-123, 13107-124) , REFILL(13107-119, 13107-120, 13107-121, 13107-122, 13107-123, 13107-124)

LLC

122, 1510 /-123, 1510 /-124) , RELABEL(1510 /-119, 1510 /-120, 1510 /-121, 1510 /-122, 1510 /-123, 1510 /-124)

Revised: 5/2012

Aurolife Pharma LLC