

TRIAMCINOLONE ACETONIDE- triamcinolone acetonide lotion

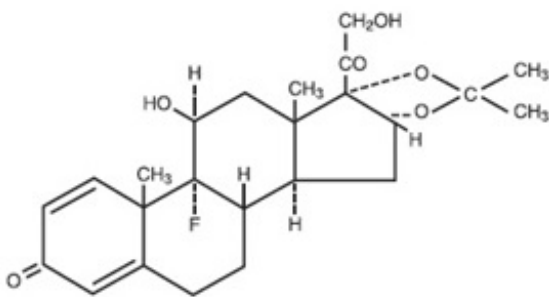
MICRO LABS LIMITED

Triamcinolone Acetonide Lotion, USP 0.1%
For Dermatologic Use
Not for Ophthalmic Use
Rx only

DESCRIPTION

The topical corticosteroids constitute a class of primarily synthetic steroids used as anti-inflammatory and antipruritic agents. The steroids in this class include triamcinolone acetonide. Triamcinolone acetonide is designated chemically as 9-Fluoro-11 β ,16 α ,17,21-tetrahydroxypregna-1,4-diene-3,20-dione cyclic 16, 17-acetal with acetone.

Structural formula:



$C_{24}H_{31}FO_6$

MW 434.51 g/mol

Each mL of 0.1% triamcinolone acetonide lotion, USP provides 1 mg triamcinolone acetonide, USP in a lotion base containing cetyl alcohol, citric acid, polysorbate 20, propylene glycol, purified water, simethicone 30% emulsion, sorbitan monopalmitate and stearyl alcohol.

CLINICAL PHARMACOLOGY

Topical corticosteroids share anti-inflammatory, antipruritic and vasoconstrictive actions.

The mechanism of anti-inflammatory activity of the topical corticosteroids is unclear. Various laboratory methods, including vasoconstrictor assays, are used to compare and predict potencies and/or clinical efficacies of the topical corticosteroids. There is some evidence to suggest that a recognizable correlation exists between vasoconstrictor potency and therapeutic efficacy in man.

Pharmacokinetics

The extent of percutaneous absorption of topical corticosteroids is determined by many factors including the vehicle, the integrity of the epidermal barrier, and the use of occlusive dressings.

Topical corticosteroids can be absorbed from normal intact skin. Inflammation and/or

other disease processes in the skin increase percutaneous absorption. Occlusive dressings substantially increase the percutaneous absorption of topical corticosteroids. Thus, occlusive dressings may be a valuable therapeutic adjunct for treatment of resistant dermatoses (see **DOSAGE AND ADMINISTRATION**).

Once absorbed through the skin, topical corticosteroids are handled through pharmacokinetic pathways similar to systemically administered corticosteroids. Corticosteroids are bound to plasma proteins in varying degrees. Corticosteroids are metabolized primarily in the liver and are then excreted by the kidneys. Some of the topical corticosteroids and their metabolites are also excreted into the bile.

INDICATIONS AND USAGE

Triamcinolone acetonide lotion, 0.1% is indicated for relief of the inflammatory and pruritic manifestations of corticosteroid-responsive dermatoses.

CONTRAINDICATIONS

Topical corticosteroids are contraindicated in those patients with a history of hypersensitivity to any of the components of the preparations.

PRECAUTIONS

General

Systemic absorption of topical corticosteroids has produced reversible hypothalamic-pituitary-adrenal (HPA) axis suppression, manifestations of Cushing's syndrome, hyperglycemia, and glucosuria in some patients.

Conditions which augment systemic absorption include the application of the more potent steroids, use over large surface areas, prolonged use, and the addition of occlusive dressings.

Therefore, patients receiving a large dose of any potent topical steroid applied to a large surface area or under an occlusive dressing should be evaluated periodically for evidence of HPA axis suppression by using the urinary free cortisol and ACTH stimulation tests, and for impairment of thermal homeostasis. If HPA axis suppression or elevation of the body temperature occurs, an attempt should be made to withdraw the drug, to reduce the frequency of application, substitute a less potent steroid, or use a sequential approach when utilizing the occlusive technique.

Recovery of HPA axis function and thermal homeostasis are generally prompt and complete upon discontinuation of the drug. Infrequently, signs and symptoms of steroid withdrawal may occur, requiring supplemental systemic corticosteroids. Occasionally, a patient may develop a sensitivity reaction to a particular occlusive dressing material or adhesive and a substitute material may be necessary.

Children may absorb proportionally larger amounts of topical corticosteroids and thus be more susceptible to systemic toxicity (see **PRECAUTIONS, Pediatric Use**).

If irritation develops, topical corticosteroids should be discontinued and appropriate therapy instituted.

In the presence of dermatological infections, the use of an appropriate antifungal or antibacterial agent should be instituted. If a favorable response does not occur promptly, the corticosteroid should be discontinued until the infection has been adequately controlled.

These preparations are not for ophthalmic use.

Information for the Patients

Patients using topical corticosteroids should receive the following information and instructions:

1. This medication is to be used as directed by the physician. It is for external use only. Avoid contact with the eyes.
2. Patients should be advised not to use this medication for any disorder other than for which it was prescribed.
3. The treated skin area should not be bandaged or otherwise covered or wrapped as to be occlusive unless directed by the physician.
4. Patients should report any signs of local adverse reactions especially under occlusive dressing.
5. Parents of pediatric patients should be advised not to use tight-fitting diapers or plastic pants on a child being treated in the diaper area, as these garments may constitute occlusive dressings.

Laboratory Tests

A urinary free cortisol test and ACTH stimulation test may be helpful in evaluating HPA axis suppression.

Carcinogenesis, Mutagenesis, and Impairment of Fertility

Long-term animal studies have not been performed to evaluate the carcinogenic potential or the effect on fertility of topical corticosteroids.

Studies to determine mutagenicity with prednisolone and hydrocortisone showed negative results.

Pregnancy

Corticosteroids are generally teratogenic in laboratory animals when administered systemically at relatively low dosage levels. The more potent corticosteroids have been shown to be teratogenic after dermal application in laboratory animals. There are no adequate and well-controlled studies in pregnant women on teratogenic effects from topically applied corticosteroids. Therefore, topical corticosteroids should be used during pregnancy only if the potential benefit justifies the potential risk to the fetus. Drugs of this class should not be used extensively on pregnant patients, in large amounts, or for prolonged periods of time.

Nursing Mothers

It is not known whether topical administration of corticosteroids could result in sufficient systemic absorption to produce detectable quantities in breast milk.

Systemically administered corticosteroids are secreted into breast milk in quantities **not**

likely to have a deleterious effect on the infant. Nevertheless, caution should be exercised when topical corticosteroids are administered to a nursing woman.

Pediatric Use

Pediatric patients may demonstrate greater susceptibility to topical corticosteroid-induced HPA axis suppression and Cushing's syndrome than mature patients because of a larger skin surface area to body weight ratio.

HPA axis suppression, Cushing's syndrome, and intracranial hypertension have been reported in children receiving topical corticosteroids. Manifestations of adrenal suppression in children include linear growth retardation, delayed weight gain, low plasma cortisol levels, and absence of response to ACTH stimulation. Manifestations of intracranial hypertension include bulging fontanelles, headaches, and bilateral papilledema.

Administration of topical corticosteroids to children should be limited to the least amount compatible with an effective therapeutic regimen. Chronic corticosteroid therapy may interfere with the growth and development of children.

ADVERSE REACTIONS

The following local adverse reactions are reported infrequently with topical corticosteroids, but may occur more frequently with the use of occlusive dressings (reactions are listed in an approximate decreasing order of occurrence): burning, itching, irritation, dryness, folliculitis, hypertrichosis, acneiform eruptions, hypopigmentation, perioral dermatitis, allergic contact dermatitis, maceration of the skin, secondary infection, skin atrophy, striae, and miliaria.

To report SUSPECTED ADVERSE REACTIONS, contact Saptalis Pharmaceuticals, LLC at 1-833-727-8254 or FDA at 1-800-FDA-1088 or www.fda.gov/medwatch.

OVERDOSAGE

Topically applied corticosteroids can be absorbed in sufficient amounts to produce systemic effects (see **PRECAUTIONS, General**).

DOSAGE AND ADMINISTRATION

Apply the 0.1% triamcinolone acetonide lotion to the affected area two to three times daily. Rub in gently.

Occlusive Dressing Technique

Occlusive dressings may be used for the management of psoriasis or other recalcitrant conditions. Gently rub a small amount of lotion into the lesion until it disappears. Reapply the preparation leaving a thin coating on the lesion, cover with pliable nonporous film, and seal the edges. If needed, additional moisture may be provided by covering the lesion with a dampened clean cotton cloth before the nonporous film is applied or by briefly wetting the affected area with water immediately prior to applying the medication.

The frequency of changing dressings is best determined on an individual basis. It may be convenient to apply triamcinolone acetonide lotion under an occlusive dressing in the evening and to remove the dressing in the morning (i.e.,12-hour occlusion). When utilizing the 12-hour occlusion regimen, additional lotion should be applied, without occlusion, during the day. Reapplication is essential at each dressing change.

If an infection develops, the use of occlusive dressings should be discontinued and appropriate antimicrobial therapy instituted.

HOW SUPPLIED

Triamcinolone acetonide lotion, USP 0.1%: plastic squeeze bottles containing 60 mL of lotion (NDC 42571-385-19)

Storage

Store at 20° to 25°C (68° to 77°F) [see USP Controlled Room Temperature]. Avoid freezing.

Shake well before using.

Distributed by:

Micro Labs USA Inc.

Basking Ridge, NJ 07920

Manufactured by:

Saptalis Pharmaceuticals, LLC

Hauppauge, NY 11788

MADE IN USA

04/21-R1

PRINCIPAL DISPLAY PANEL Bottle Label

NDC 42571-385-19

Triamcinolone Acetonide Lotion, USP 0.1%

For Dermatologic Use

Not for Ophthalmic Use


SHAKE WELL BEFORE USING

Rx only

60 mL

Blank Laminated Area
(for serialization)

04/21-R1



Each mL provides:
1 mg of triamcinolone acetonide, USP (0.1%) in a lotion base containing cetyl alcohol, citric acid, polysorbate 20, propylene glycol, purified water, simethicone 30% emulsion, sorbitan monopalmitate, and stearyl alcohol.

USUAL DOSAGE: Apply to affected area 2 to 3 times daily - See insert

STORE at 20° to 25°C (68° to 77°F) [see USP Controlled Room Temperature]. Avoid freezing.

Distributed by: **Micro Labs USA Inc.**
Basking Ridge, NJ 07920

Manufactured by: **Saptalis Pharmaceuticals, LLC**
Hauppauge, NY 11788

MADE IN USA

NDC 42571-385-19


Triamcinolone Acetonide Lotion, USP

0.1%

For Dermatologic Use
Not for Ophthalmic Use

SHAKE WELL BEFORE USING

Rx only 60 mL

Release Coat

TRIAMCINOLONE ACETONIDE

triamcinolone acetonide lotion

Product Information

Product Type	HUMAN PRESCRIPTION DRUG	Item Code (Source)	NDC:42571-385
Route of Administration	TOPICAL		

Active Ingredient/Active Moiety

Ingredient Name	Basis of Strength	Strength
TRIAMCINOLONE ACETONIDE (UNII: F446C597KA) (TRIAMCINOLONE ACETONIDE - UNII:F446C597KA)	TRIAMCINOLONE ACETONIDE	1 mg in 1 mL

Inactive Ingredients

Ingredient Name	Strength
WATER (UNII: 059QF0KO0R)	
ANHYDROUS CITRIC ACID (UNII: XF417D3PSL)	
POLYSORBATE 20 (UNII: 7T1F30V5YH)	
PROPYLENE GLYCOL (UNII: 6DC9Q167V3)	
DIMETHICONE (UNII: 92RU3N3Y1O)	
CETYL ALCOHOL (UNII: 936JST6JCN)	
STEARYL ALCOHOL (UNII: 2KR89I4H1Y)	
SORBITAN MONOPALMITATE (UNII: 77K6Z421KU)	

Product Characteristics

Color	WHITE	Score	
Shape		Size	
Flavor		Imprint Code	
Contains			

Packaging

#	Item Code	Package Description	Marketing Start Date	Marketing End Date
1	NDC:42571-385-19	60 mL in 1 BOTTLE; Type 0: Not a Combination Product	08/16/2021	

Marketing Information

Marketing Category	Application Number or Monograph Citation	Marketing Start Date	Marketing End Date
ANDA	ANDA040672	08/16/2021	

Labeler - MICRO LABS LIMITED (862174955)

Registrant - Saptalis Pharmaceuticals, LLC. (081154447)

Establishment

Name	Address	ID/FEI	Business Operations
Saptalis Pharmaceuticals, LLC.		081154447	manufacture(42571-385)

Revised: 8/2021

MICRO LABS LIMITED