

CASPOFUNGIN ACETATE- caspofungin acetate injection, powder, lyophilized, for solution
UBI Pharma Inc.

HIGHLIGHTS OF PRESCRIBING INFORMATION

These highlights do not include all the information needed to use CASPOFUNGIN ACETATE FOR INJECTION safely and effectively. See full prescribing information for CASPOFUNGIN ACETATE FOR INJECTION.

CASPOFUNGIN ACETATE for injection, for intravenous use

Initial U.S. Approval: 2001

----- **INDICATIONS AND USAGE** -----

Caspofungin acetate for injection is an echinocandin antifungal indicated in adults and pediatric patients (3 months of age and older) for:

- Empirical therapy for presumed fungal infections in febrile, neutropenic patients. (1)
- Treatment of candidemia and the following *Candida* infections: intra-abdominal abscesses, peritonitis and pleural space infections. (1)
- Treatment of esophageal candidiasis. (1)
- Treatment of invasive aspergillosis in patients who are refractory to or intolerant of other therapies. (1)

----- **DOSAGE AND ADMINISTRATION** -----

Important Administration Instructions for All Patients (2.1):

- Administer by slow intravenous (IV) infusion over approximately 1 hour. Do not administer by IV bolus administration.
- Do not mix or co-infuse caspofungin acetate for injection with other medications. Do not use diluents containing dextrose (α -D-glucose).

Dosage in Adults [18 years of age and older] (2.2):

- Administer a single 70-mg loading dose on Day 1, followed by 50 mg once daily for all indications except esophageal candidiasis.
- For esophageal candidiasis, use 50 mg once daily with no loading dose.

Dosage in Pediatric Patients [3 months to 17 years of age] (2.3):

- Dosing should be based on the patient's body surface area.
- For all indications, administer a single 70-mg/m² loading dose on Day 1, followed by 50 mg/m² once daily thereafter.
- Maximum loading dose and daily maintenance dose should not exceed 70 mg, regardless of the patient's calculated dose.

Dosage Adjustments in Patients with Hepatic Impairment (2.4):

Reduce dosage for adult patients with moderate hepatic impairment (35 mg once daily, with a 70 mg loading dose on Day 1 where appropriate).

Dosage Adjustment in Patients Receiving Concomitant Inducers of Hepatic CYP Enzymes (2.5):

- Use 70-mg once daily dose for adult patients on rifampin.
- Consider dose increase to 70 mg once daily for adult patients on nevirapine, efavirenz, carbamazepine, dexamethasone, or phenytoin.
- Pediatric patients receiving these same concomitant medications may also require an increase in dose to 70 mg/m² once daily (maximum daily dose not to exceed 70 mg).

----- **DOSAGE FORMS AND STRENGTHS** -----

- For Injection: 50 or 70 mg lyophilized powder (plus allowance for overfill) in a single-dose vial for reconstitution (3)

----- **CONTRAINDICATIONS** -----

- Caspofungin acetate for injection is contraindicated in patients with known hypersensitivity to any

component of this product. (4)

WARNINGS AND PRECAUTIONS

- *Hypersensitivity*: Anaphylaxis, possible histamine-mediated adverse reactions, including rash, facial swelling, angioedema, pruritus, sensation of warmth or bronchospasm, and cases of Stevens-Johnson syndrome (SJS) and toxic epidermal necrolysis (TEN) have been reported with use of caspofungin acetate for injection. Discontinue caspofungin acetate for injection at the first sign or symptom of a hypersensitivity reaction and administer appropriate treatment. (5.1)
- *Hepatic Effects*: Can cause abnormalities in liver enzymes. Isolated cases of hepatic dysfunction, hepatitis, or hepatic failure have been reported. Monitor patients who develop abnormal liver enzymes for evidence of worsening hepatic function, and evaluate risk/benefit of continuing caspofungin acetate for injection. (5.2)
- *Elevated Liver Enzymes During Concomitant Use with Cyclosporine*: Limit use to patients for whom potential benefit outweighs potential risk. Monitor patients who develop abnormal liver function tests (LFTs) during concomitant use with caspofungin acetate for injection. (5.3)

ADVERSE REACTIONS

- *Adults*: Most common adverse reactions (incidence 10% or greater) are diarrhea, pyrexia, ALT/AST increased, blood alkaline phosphatase increased, and blood potassium decreased. (6.1)
- *Pediatric Patients*: Most common adverse reactions (incidence $\geq 10\%$) are pyrexia, diarrhea, rash, ALT/AST increased, blood potassium decreased, hypotension, and chills. (6.1)

To report SUSPECTED ADVERSE REACTIONS, contact UBI Pharma Inc. at 1-631-273-2828 or FDA at 1-800-FDA-1088 or www.fda.gov/medwatch.

USE IN SPECIFIC POPULATIONS

- *Pregnancy*: Based on animal data, may cause fetal harm. (8.1)
- *Pediatric Use*: Safety and efficacy in neonates and infants less than 3 months old have not been established. (8.4)
- *Hepatic Impairment*: Reduce dose for adult patients with moderate hepatic impairment (35 mg once daily, with a 70-mg loading dose on Day 1 where appropriate). No data are available in adults with severe impairment or in pediatric patients with any degree of hepatic impairment. (2.4, 8.6, 12.3)

See 17 for PATIENT COUNSELING INFORMATION.

Revised: 10/2020

FULL PRESCRIBING INFORMATION: CONTENTS*

1 INDICATIONS AND USAGE

- 1.1 Empirical Therapy for Presumed Fungal Infections in Febrile, Neutropenic Patients
- 1.2 Treatment of Candidemia and Other *Candida* Infections
- 1.3 Treatment of Esophageal Candidiasis
- 1.4 Treatment of Invasive Aspergillosis in Patients Who Are Refractory to or Intolerant of Other Therapies

2 DOSAGE AND ADMINISTRATION

- 2.1 Important Administration Instructions for Use in All Patients
- 2.2 Recommended Dosage in Adult Patients [18 years of age and older]
- 2.3 Recommended Dosing in Pediatric Patients [3 months to 17 years of age]
- 2.4 Dosage Adjustments in Patients with Hepatic Impairment
- 2.5 Dosage Adjustments in Patients Receiving Concomitant Inducers of Hepatic CYP Enzymes
- 2.6 Preparation for Administration
- 2.7 Drug Incompatibilities

3 DOSAGE FORMS AND STRENGTHS

4 CONTRAINDICATIONS

5 WARNINGS AND PRECAUTIONS

5.1 Hypersensitivity

5.2 Hepatic Effects

5.3 Elevated Liver Enzymes During Concomitant Use With Cyclosporine

6 ADVERSE REACTIONS

6.1 Clinical Trials Experience

6.2 Postmarketing Experience

7 DRUG INTERACTIONS

8 USE IN SPECIFIC POPULATIONS

8.1 Pregnancy

8.2 Lactation

8.4 Pediatric Use

8.5 Geriatric Use

8.6 Patients with Hepatic Impairment

8.7 Patients with Renal Impairment

10 OVERDOSAGE

11 DESCRIPTION

12 CLINICAL PHARMACOLOGY

12.1 Mechanism of Action

12.3 Pharmacokinetics

12.4 Microbiology

13 NONCLINICAL TOXICOLOGY

13.1 Carcinogenesis, Mutagenesis, Impairment of Fertility

13.2 Animal Toxicology and/or Pharmacology

14 CLINICAL STUDIES

14.1 Empirical Therapy in Febrile, Neutropenic Patients

14.2 Candidemia and the Following other *Candida* Infections: Intra-Abdominal Abscesses, Peritonitis and Pleural Space Infections

14.3 Esophageal Candidiasis (and information on oropharyngeal candidiasis)

14.4 Invasive Aspergillosis

14.5 Pediatric Patients

15 REFERENCES

16 HOW SUPPLIED/STORAGE AND HANDLING

17 PATIENT COUNSELING INFORMATION

* Sections or subsections omitted from the full prescribing information are not listed.

FULL PRESCRIBING INFORMATION

1 INDICATIONS AND USAGE

1.1 Empirical Therapy for Presumed Fungal Infections in Febrile, Neutropenic Patients

Caspofungin acetate for injection is indicated as empirical therapy for presumed fungal infections in febrile, neutropenic adult and pediatric patients (3 months of age and older) [see *Clinical Studies* (14.1, 14.5)].

1.2 Treatment of Candidemia and Other *Candida* Infections

Caspofungin acetate for injection is indicated for the treatment of candidemia and the following candida infections: intra-abdominal abscesses, peritonitis, and pleural space infections in adult and pediatric patients (3 months of age and older) [see *Clinical Studies (14.2, 14.5)*].

Limitations of Use: Caspofungin acetate for injection has not been studied in endocarditis, osteomyelitis, and meningitis due to *Candida*.

1.3 Treatment of Esophageal Candidiasis

Caspofungin acetate for injection is indicated for the treatment of esophageal candidiasis in adult and pediatric patients (3 months of age and older) [see *Clinical Studies (14.3, 14.5)*].

Limitations of Use: Caspofungin acetate for injection has not been approved for the treatment of oropharyngeal candidiasis (OPC). In the study that evaluated the efficacy of caspofungin in the treatment of esophageal candidiasis, patients with concomitant OPC had higher relapse rate of the OPC [see *Clinical Studies (14.3)*].

1.4 Treatment of Invasive Aspergillosis in Patients Who Are Refractory to or Intolerant of Other Therapies

Caspofungin acetate for injection is indicated for the treatment of invasive aspergillosis in adult and pediatric patients (3 months of age and older) who are refractory to or intolerant of other therapies [see *Clinical Studies (14.4, 14.5)*].

Limitations of Use: Caspofungin acetate for injection has not been studied as initial therapy for invasive aspergillosis.

2 DOSAGE AND ADMINISTRATION

2.1 Important Administration Instructions for Use in All Patients

Administer caspofungin acetate for injection by slow intravenous (IV) infusion over approximately 1 hour. Do not administer caspofungin acetate for injection by IV bolus administration.

2.2 Recommended Dosage in Adult Patients [18 years of age and older]

The dosage and duration of caspofungin acetate for injection treatment for each indication are as follows:

Empirical Therapy for Presumed Fungal Infections in Febrile Neutropenic Patients

Administer a single 70-mg loading dose on Day 1, followed by 50 mg once daily thereafter. Duration of treatment should be based on the patient's clinical response. Continue empirical therapy until resolution of neutropenia. In general, treat patients found to have a fungal infection for a minimum of 14 days after the last positive culture and continue treatment for at least 7 days after both neutropenia and clinical symptoms are resolved. If the 50-mg dose is well tolerated but does not provide an adequate clinical response, the daily dose can be increased to 70 mg.

Candidemia and Other Candida Infections

Administer a single 70-mg loading dose on Day 1, followed by 50 mg once daily thereafter. Duration of treatment should be dictated by the patient's clinical and microbiological response. In general, continue antifungal therapy for at least 14 days after the last positive culture. Patients with neutropenia who remain persistently neutropenic may warrant a longer course of therapy pending resolution of the neutropenia.

Esophageal Candidiasis

The dose is 50 mg once daily for 7 to 14 days after symptom resolution. A 70-mg loading dose has not been studied for this indication. Because of the risk of relapse of oropharyngeal candidiasis in patients with HIV infections, suppressive oral therapy could be considered [see *Clinical Studies (14.3)*].

Invasive Aspergillosis

Administer a single 70-mg loading dose on Day 1, followed by 50 mg once daily thereafter. Duration of treatment should be based upon the severity of the patient's underlying disease, recovery from immunosuppression, and clinical response.

2.3 Recommended Dosing in Pediatric Patients [3 months to 17 years of age]

For all indications, administer a single 70 mg/m² loading dose on Day 1, followed by 50 mg/m² once daily thereafter. **The maximum loading dose and the daily maintenance dose should not exceed 70 mg, regardless of the patient's calculated dose.** Dosing in pediatric patients (3 months to 17 years of age) should be based on the patient's body surface area (BSA) as calculated by the Mosteller Formula [see *References (15)*]:

$$BSA (m^2) = \sqrt{\frac{\text{Height (cm)} \times \text{Weight (kg)}}{3600}}$$

Following calculation of the patient's BSA, the loading dose in milligrams should be calculated as BSA (m²) × 70 mg/m². The maintenance dose in milligrams should be calculated as BSA (m²) × 50 mg/m².

Duration of treatment should be individualized to the indication, as described for each indication in adults [see *Dosage and Administration (2.2)*]. If the 50-mg/m² daily dose is well tolerated but does not provide an adequate clinical response, the daily dose can be increased to 70 mg/m² daily (not to exceed 70 mg).

2.4 Dosage Adjustments in Patients with Hepatic Impairment

Adult patients with mild hepatic impairment (Child-Pugh score 5 to 6) do not need a dosage adjustment. For adult patients with moderate hepatic impairment (Child-Pugh

score 7 to 9), caspofungin 35 mg once daily is recommended based upon pharmacokinetic data [see *Clinical Pharmacology (12.3)*] with a 70-mg loading dose administered on Day 1 where appropriate. There is no clinical experience in adult patients with severe hepatic impairment (Child-Pugh score greater than 9) and in pediatric patients with any degree of hepatic impairment.

2.5 Dosage Adjustments in Patients Receiving Concomitant Inducers of Hepatic CYP Enzymes

Adult Patients:

Adult patients on rifampin should receive 70 mg of caspofungin once daily. When caspofungin acetate for injection is co-administered to adult patients with other inducers of hepatic CYP enzymes such as nevirapine, efavirenz, carbamazepine, dexamethasone, or phenytoin, administration of a daily dose of 70 mg of caspofungin should be considered [see *Drug Interactions (7)*].

Pediatric Patients:

Pediatric patients on rifampin should receive 70 mg/m² of caspofungin daily (not to exceed an actual daily dose of 70 mg). When caspofungin acetate for injection is co-administered to pediatric patients with other inducers of hepatic CYP enzymes, such as efavirenz, nevirapine, phenytoin, dexamethasone, or carbamazepine, a caspofungin acetate for injection dose of 70 mg/m² once daily (not to exceed 70 mg) should be considered [see *Drug Interactions (7)*].

2.6 Preparation for Administration

Reconstitution of Caspofungin Acetate for Injection for Intravenous Infusion

- A. Equilibrate the refrigerated vial of caspofungin acetate for injection to room temperature.
- B. Aseptically add 10.8 mL of 0.9% Sodium Chloride Injection, Sterile Water for Injection, Bacteriostatic Water for Injection with methylparaben and propylparaben, or Bacteriostatic Water for Injection with 0.9% benzyl alcohol to the vial.
- C. Each vial of caspofungin acetate for injection contains an intentional overfill of caspofungin. Thus, the volume of diluent to be added to each vial and the drug concentration of the resulting solution is listed in Table 1 below.

Table 1: Information for Preparation of Caspofungin Acetate for Injection

Caspofungin acetate for injection vial (equivalent to caspofungin)	Volume of diluent to be added *	Resulting Concentration following Reconstitution
50 mg	10.8 mL	5 mg/mL
70 mg	10.8 mL	7 mg/mL

* Reconstitution volume of diluent to be added is based on the overfill amount of caspofungin (54.6 mg and 75.6 mg, respectively).

- D. The white to off-white cake will dissolve completely. Mix gently until a clear solution is obtained. Visually inspect the reconstituted solution for particulate matter or

discoloration during reconstitution and prior to infusion. Do not use if the solution is cloudy or has precipitated.

- E. The reconstituted solution of caspofungin acetate for injection in the vial may be stored for up to one hour at 25°C (77°F) prior to the preparation of the infusion solution in the intravenous bag or bottle.
- F. Caspofungin acetate for injection vials are for single-dose only. Discard unused portion.

Dilution of the Reconstituted Solution in the Intravenous Bag for Infusion

- A. Aseptically transfer the appropriate volume (mL) of reconstituted caspofungin acetate for injection to an intravenous (IV) bag (or bottle) containing 250 mL of 0.9%, 0.45%, or 0.225% Sodium Chloride Injection or Lactated Ringers Injection.
- B. Alternatively, the volume (mL) of reconstituted caspofungin acetate for injection can be added to a reduced volume of 0.9%, 0.45%, or 0.225% Sodium Chloride Injection or Lactated Ringers Injection, not to exceed a final concentration of 0.5 mg/mL.
- C. This diluted infusion solution in the intravenous bag or bottle must be used within 24 hours if stored at ≤25°C (≤77°F) or within 48 hours if stored refrigerated at 2 to 8°C (36 to 46°F).

Important Reconstitution and Dilution Instructions for Pediatric Patients 3 Months of Age and Older

Follow the reconstitution procedures described above using either the 70-mg or 50-mg vial to create the reconstituted solution [see *Dosage and Administration (2.3)*]. From the reconstituted solution in the vial, remove the volume of drug equal to the calculated loading dose or calculated maintenance dose based on a concentration of 7 mg/mL (if reconstituted from the 70-mg vial) or a concentration of 5 mg/mL (if reconstituted from the 50-mg vial).

The choice of vial should be based on total milligram dose of drug to be administered to the pediatric patient. To help ensure accurate dosing, it is recommended for pediatric doses less than 50 mg that 50-mg vials (with a concentration of 5 mg/mL) be used if available. The 70-mg vial should be reserved for pediatric patients requiring doses greater than 50 mg.

The maximum loading dose and the daily maintenance dose should not exceed 70 mg, regardless of the patient's calculated dose.

2.7 Drug Incompatibilities

Do not mix or co-infuse caspofungin acetate for injection with other medications, as there are no data available on the compatibility of caspofungin acetate for injection with other intravenous substances, additives, or medications.

Do not use diluents containing dextrose (α-D-glucose), as caspofungin acetate for injection is not stable in diluents containing dextrose.

3 DOSAGE FORMS AND STRENGTHS

Caspofungin acetate for injection 50 mg is a white to off-white lyophilized cake or powder for reconstitution in a single-dose glass vial with an aluminum band and a yellow cap. Caspofungin acetate for injection 50-mg vial contains 50 mg of caspofungin

equivalent to 55.5 mg of caspofungin acetate.

Caspofungin acetate for injection 70 mg is a white to off-white lyophilized cake or powder for reconstitution in a single-dose glass vial with an aluminum band and an orange cap. Caspofungin acetate for injection 70-mg vial contains 70 mg of caspofungin equivalent to 77.7 mg of caspofungin acetate.

4 CONTRAINDICATIONS

Caspofungin acetate for injection is contraindicated in patients with known hypersensitivity (e.g., anaphylaxis) to any component of this product [see *Adverse Reactions (6)*].

5 WARNINGS AND PRECAUTIONS

5.1 Hypersensitivity

Anaphylaxis and other hypersensitivity reactions have been reported during administration of caspofungin.

Possible histamine-mediated adverse reactions, including rash, facial swelling, angioedema, pruritus, sensation of warmth or bronchospasm have been reported.

Cases of Stevens-Johnson syndrome (SJS) and toxic epidermal necrolysis (TEN), some with a fatal outcome, have been reported with use of caspofungin [see *Adverse Reactions (6.2)*].

Discontinue caspofungin at the first sign or symptom of a hypersensitivity reaction and administer appropriate treatment.

5.2 Hepatic Effects

Laboratory abnormalities in liver function tests have been seen in healthy volunteers and in adult and pediatric patients treated with caspofungin. In some adult and pediatric patients with serious underlying conditions who were receiving multiple concomitant medications with caspofungin, isolated cases of clinically significant hepatic dysfunction, hepatitis, and hepatic failure have been reported; a causal relationship to caspofungin has not been established. Monitor patients who develop abnormal liver function tests during caspofungin therapy for evidence of worsening hepatic function and evaluated for risk/benefit of continuing caspofungin therapy.

5.3 Elevated Liver Enzymes During Concomitant Use With Cyclosporine

Elevated liver enzymes have occurred in patients receiving caspofungin and cyclosporine concomitantly. Only use caspofungin and cyclosporine in those patients for whom the potential benefit outweighs the potential risk. Patients who develop abnormal liver enzymes during concomitant therapy should be monitored and the risk/benefit of continuing therapy should be evaluated.

6 ADVERSE REACTIONS

The following serious adverse reactions are discussed in detail in another section of the

labeling:

- Hypersensitivity [see Warnings and Precautions (5.1)]
- Hepatic Effects [see Warnings and Precautions (5.2)]
- Elevated Liver Enzymes During Concomitant Use With Cyclosporine [see Warnings and Precautions (5.3)]

6.1 Clinical Trials Experience

Because clinical trials are conducted under widely varying conditions, adverse reaction rates observed in clinical trials of caspofungin cannot be directly compared to rates in clinical trials of another drug and may not reflect the rates observed in practice.

Clinical Trials Experience in Adults

The overall safety of caspofungin was assessed in 1865 adult individuals who received single or multiple doses of caspofungin: 564 febrile, neutropenic patients (empirical therapy study); 382 patients with candidemia and/or intra-abdominal abscesses, peritonitis, or pleural space infections (including 4 patients with chronic disseminated candidiasis); 297 patients with esophageal and/or oropharyngeal candidiasis; 228 patients with invasive aspergillosis; and 394 individuals in phase I studies. In the empirical therapy study patients had undergone hematopoietic stem-cell transplantation or chemotherapy. In the studies involving patients with documented *Candida* infections, the majority of the patients had serious underlying medical conditions (e.g., hematologic or other malignancy, recent major surgery, HIV) requiring multiple concomitant medications. Patients in the noncomparative *Aspergillus* studies often had serious predisposing medical conditions (e.g., bone marrow or peripheral stem cell transplants, hematologic malignancy, solid tumors or organ transplants) requiring multiple concomitant medications.

Empirical Therapy for Presumed Fungal Infections in Febrile Neutropenic Patients

In the randomized, double-blinded empirical therapy study, patients received either caspofungin 50 mg/day (following a 70-mg loading dose) or AmBisome[®] (amphotericin B liposome for injection, 3 mg/kg/day). In this study clinical or laboratory hepatic adverse reactions were reported in 39% and 45% of patients in the caspofungin and AmBisome groups, respectively. Also reported was an isolated, serious adverse reaction of hyperbilirubinemia. Adverse reactions occurring in 7.5% or greater of the patients in either treatment group are presented in Table 2.

Table 2: Adverse Reactions Among Patients with Persistent Fever and Neutropenia Incidence 7.5% or greater for at Least One Treatment Group

Adverse Reactions	Caspofungin * N=564 (percent)	AmBisome † N=547 (percent)
All Systems, Any Adverse Reaction	95	97
Investigations	58	63
Alanine Aminotransferase Increased	18	20
Blood Alkaline Phosphatase Increased	15	23
Blood Potassium Decreased	15	23
Aspartate Aminotransferase Increased	14	17
Blood Bilirubin Increased	10	14

Blood Magnesium Decreased	7	9
Blood Glucose Increased	6	9
Bilirubin Conjugated Increased	5	9
Blood Urea Increased	4	8
Blood Creatinine Increased	3	11
General Disorders and Administration Site Conditions	57	63
Pyrexia	27	29
Chills	23	31
Edema Peripheral	11	12
Mucosal Inflammation	6	8
Gastrointestinal Disorders	50	55
Diarrhea	20	16
Nausea	11	20
Abdominal Pain	9	11
Vomiting	9	17
Respiratory, Thoracic and Mediastinal Disorders	47	49
Dyspnea	9	10
Skin and Subcutaneous Tissue Disorders	42	37
Rash	16	14
Nervous System Disorders	25	27
Headache	11	12
Metabolism and Nutrition Disorders	21	24
Hypokalemia	6	8
Vascular Disorders	20	23
Hypotension	6	10
Cardiac Disorders	16	19
Tachycardia	7	9

Within any system organ class, individuals may experience more than 1 adverse reaction.

* 70 mg on Day 1, then 50 mg once daily for the remainder of treatment; daily dose was increased to 70 mg for 73 patients.

† 3 mg/kg/day; daily dose was increased to 5 mg/kg for 74 patients.

The proportion of patients who experienced an infusion-related adverse reaction (defined as a systemic event, such as pyrexia, chills, flushing, hypotension, hypertension, tachycardia, dyspnea, tachypnea, rash, or anaphylaxis, that developed during the study therapy infusion and one hour following infusion) was significantly lower in the group treated with caspofungin (35%) than in the group treated with AmBisome (52%).

To evaluate the effect of caspofungin and AmBisome on renal function, nephrotoxicity was defined as doubling of serum creatinine relative to baseline or an increase of greater than or equal to 1 mg/dL in serum creatinine if baseline serum creatinine was above the

upper limit of the normal range. Among patients whose baseline creatinine clearance was greater than 30 mL/min, the incidence of nephrotoxicity was significantly lower in the group treated with caspofungin (3%) than in the group treated with AmBisome (12%).

Candidemia and Other Candida Infections

In the randomized, double-blinded invasive candidiasis study, patients received either caspofungin 50 mg/day (following a 70-mg loading dose) or amphotericin B 0.6 to 1 mg/kg/day. Adverse reactions occurring in 10% or greater of the patients in either treatment group are presented in Table 3.

Table 3: Adverse Reactions Among Patients with Candidemia or Other Candida Infections * Incidence 10% or Greater for at Least One Treatment Group

Adverse Reactions	Caspofungin 50 mg † N=114 (percent)	Amphotericin B N=125 (percent)
All Systems, Any Adverse Reaction	96	99
Investigations	67	82
Blood Potassium Decreased	23	32
Blood Alkaline Phosphatase Increased	21	32
Hemoglobin Decreased	18	23
Alanine Aminotransferase Increased	16	15
Aspartate Aminotransferase Increased	16	14
Blood Bilirubin Increased	13	17
Hematocrit Decreased	13	18
Blood Creatinine Increased	11	28
Red Blood Cells Urine Positive	10	10
Blood Urea Increased	9	23
Bilirubin Conjugated Increased	8	14
Gastrointestinal Disorders	49	53
Vomiting	17	16
Diarrhea	14	10
Nausea	9	17
General Disorders and Administration Site Conditions	47	63
Pyrexia	13	33
Edema Peripheral	11	12
Chills	9	30
Respiratory, Thoracic and Mediastinal Disorders	40	54
Tachypnea	1	11
Cardiac Disorders	26	34
Tachycardia	8	12
Skin and Subcutaneous Tissue	25	28

Disorders	20	49
Rash	4	10
Vascular Disorders	25	38
Hypotension	10	16
Blood and Lymphatic System Disorders	15	13
Anemia	11	9

Within any system organ class, individuals may experience more than 1 adverse reaction.

* Intra-abdominal abscesses, peritonitis and pleural space infections.

† Patients received caspofungin 70 mg on Day 1, then 50 mg once daily for the remainder of their treatment.

The proportion of patients who experienced an infusion-related adverse reaction (defined as a systemic event, such as pyrexia, chills, flushing, hypotension, hypertension, tachycardia, dyspnea, tachypnea, rash, or anaphylaxis, that developed during the study therapy infusion and one hour following infusion) was significantly lower in the group treated with caspofungin (20%) than in the group treated with amphotericin B (49%).

To evaluate the effect of caspofungin and amphotericin B on renal function, nephrotoxicity was defined as doubling of serum creatinine relative to baseline or an increase of greater than or equal to 1 mg/dL in serum creatinine if baseline serum creatinine was above the upper limit of the normal range. In a subgroup of patients whose baseline creatinine clearance was greater than 30 mL/min, the incidence of nephrotoxicity was significantly lower in the group treated with caspofungin than in the group treated with amphotericin B.

In a second randomized, double-blinded invasive candidiasis study, patients received either caspofungin 50 mg/day (following a 70-mg loading dose) or caspofungin 150 mg/day. The proportion of patients who experienced any adverse reaction was similar in the 2 treatment groups; however, this study was not large enough to detect differences in rare or unexpected adverse reactions. Adverse reactions occurring in 5% or greater of the patients in either treatment group are presented in Table 4.

Table 4: Adverse Reactions Among Patients with Candidemia or other Candida Infections * Incidence 5% or Greater for at Least One Treatment Group

Adverse Reactions	Caspofungin 50 mg † N=104 (percent)	Caspofungin 150 mg N=100 (percent)
All Systems, Any Adverse Reaction	83	83
General Disorders and Administration Site Conditions	33	27
Pyrexia	6	6
Gastrointestinal Disorders	30	33
Vomiting	11	6
Diarrhea	6	7
Nausea	5	7

Investigations	28	35
Alkaline Phosphatase Increased	12	9
Aspartate Aminotransferase Increased	6	9
Blood potassium decreased	6	8
Alanine Aminotransferase Increased	4	7
Vascular Disorders	19	18
Hypotension	7	3
Hypertension	5	6

Within any system organ class, individuals may experience more than 1 adverse event

* Intra-abdominal abscesses, peritonitis and pleural space infections.

† Patients received caspofungin 70 mg on Day 1, then 50 mg once daily for the remainder of their treatment.

Esophageal Candidiasis and Oropharyngeal Candidiasis

Adverse reactions occurring in 10% or greater of patients with esophageal and/or oropharyngeal candidiasis are presented in Table 5.

Table 5: Adverse Reactions Among Patients with Esophageal and/or Oropharyngeal Candidiasis Incidence 10% or Greater for at Least One Treatment Group

Adverse Reactions	Caspofungin 50 mg * N=83 (percent)	Fluconazole IV 200 mg * N=94 (percent)
All Systems, Any Adverse Reaction	90	93
Gastrointestinal Disorders	58	50
Diarrhea	27	18
Nausea	15	15
Investigations	53	61
Hemoglobin Decreased	21	16
Hematocrit Decreased	18	16
Aspartate Aminotransferase Increased	13	19
Blood Alkaline Phosphatase Increased	13	17
Alanine Aminotransferase Increased	12	17
White Blood Cell Count Decreased	12	19
General Disorders and Administration Site Conditions	31	36
Pyrexia	21	21
Vascular Disorders	19	15
Phlebitis	18	11
Nervous System Disorders	18	17
Headache	15	9

Within any system organ class, individuals may experience more than 1 adverse reaction.

* Derived from a comparator-controlled clinical study.

Invasive Aspergillosis

In an open-label, noncomparative aspergillosis study, in which 69 patients received caspofungin (70-mg loading dose on Day 1 followed by 50 mg daily), the following adverse reactions were observed with an incidence of 12.5% or greater: blood alkaline phosphatase increased (22%), hypotension (20%), respiratory failure (20%), pyrexia (17%), diarrhea (15%), nausea (15%), headache (15%), rash (13%), alanine aminotransferase increased (13%), aspartate aminotransferase increased (13%), blood bilirubin increased (13%), and blood potassium decreased (13%). Also reported in this patient population were pulmonary edema, ARDS (adult respiratory distress syndrome), and radiographic infiltrates.

Clinical Trials Experience in Pediatric Patients (3 months to 17 years of age)

The overall safety of caspofungin was assessed in 171 pediatric patients who received single or multiple doses of caspofungin. The distribution among the 153 pediatric patients who were over the age of 3 months was as follows: 104 febrile, neutropenic patients; 38 patients with candidemia and/or intra-abdominal abscesses, peritonitis, or pleural space infections; 1 patient with esophageal candidiasis; and 10 patients with invasive aspergillosis. The overall safety profile of caspofungin in pediatric patients is comparable to that in adult patients. Table 6 shows the incidence of adverse reactions reported in 7.5% or greater of pediatric patients in clinical studies.

One patient (0.6%) receiving caspofungin, and three patients (12%) receiving AmBisome developed a serious drug-related adverse reaction. Two patients (1%) were discontinued from caspofungin and three patients (12%) were discontinued from AmBisome due to a drug-related adverse reaction. The proportion of patients who experienced an infusion-related adverse reaction (defined as a systemic event, such as pyrexia, chills, flushing, hypotension, hypertension, tachycardia, dyspnea, tachypnea, rash, or anaphylaxis, that developed during the study therapy infusion and one hour following infusion) was 22% in the group treated with caspofungin and 35% in the group treated with AmBisome.

Table 6: Adverse Reactions Among Pediatric Patients (0 months to 17 years of age) Incidence 7.5% or Greater for at Least One Treatment Group

Adverse Reactions	Noncomparative Clinical Studies	Comparator-Controlled Clinical Study of Empirical Therapy	
	Caspofungin Any Dose N=115 (percent)	Caspofungin 50 mg/m ² * N=56 (percent)	AmBisome 3 mg/kg N=26 (percent)
All Systems, Any Adverse Reaction	95	96	89
Investigations	55	41	50
Blood Potassium Decreased	18	9	27
Aspartate Aminotransferase Increased	17	2	12
Alanine Aminotransferase	14	5	17

Increased	14	5	12
Blood Potassium Increased	3	0	8
General Disorders and Administration Site Conditions	47	59	42
Pyrexia	29	30	23
Chills	10	13	8
Mucosal Inflammation	10	4	4
Edema	3	4	8
Gastrointestinal Disorders	42	41	35
Diarrhea	17	7	15
Vomiting	8	11	12
Abdominal Pain	7	4	12
Nausea	4	4	8
Infections and Infestations	40	30	35
Central Line Infection	1	9	0
Skin and Subcutaneous Tissue Disorders	33	41	39
Pruritus	7	6	8
Rash	6	23	8
Erythema	4	9	0
Vascular Disorders	24	21	19
Hypotension	12	9	8
Hypertension	10	9	4
Metabolism and Nutrition Disorders	22	11	23
Hypokalemia	8	5	4
Cardiac Disorders	17	13	19
Tachycardia	4	11	19
Nervous System Disorders	13	16	8
Headache	5	9	4
Musculoskeletal and Connective Tissue Disorders	11	14	12
Back Pain	4	0	8
Blood and Lymphatic System Disorders	10	2	15
Anemia	2	0	8

Within any system organ class, individuals may experience more than 1 adverse reaction.

* 70 mg/m² on Day 1, then 50 mg/m² once daily for the remainder of the treatment.

Overall Safety Experience of Caspofungin in Clinical Trials

The overall safety of caspofungin was assessed in 2036 individuals (including 1642 adult or pediatric patients and 394 volunteers) from 34 clinical studies. These individuals received single or multiple (once daily) doses of caspofungin, ranging from 5 mg to 210 mg. Full safety data is available from 1951 individuals, as the safety data from 85 patients enrolled in 2 compassionate use studies was limited solely to serious adverse reactions. Adverse reactions which occurred in 5% or greater of all individuals who received caspofungin in these trials are shown in Table 7.

Overall, 1665 of the 1951 (85%) patients/volunteers who received caspofungin experienced an adverse reaction.

Table 7: Adverse Reactions * in Patients Who Received Caspofungin in Clinical Trials † Incidence 5% or Greater for at Least One Treatment Group

Adverse Reactions ‡	Caspofungin (N = 1951)	
	n	(%)
All Systems, Any Adverse Reaction	1665	(85)
Investigations	901	(46)
Alanine Aminotransferase Increased	258	(13)
Aspartate Aminotransferase Increased	233	(12)
Blood Alkaline Phosphatase Increased	232	(12)
Blood Potassium Decreased	220	(11)
Blood Bilirubin Increased	117	(6)
General Disorders and Administration Site Conditions	843	(43)
Pyrexia	381	(20)
Chills	192	(10)
Edema Peripheral	110	(6)
Gastrointestinal Disorders	754	(39)
Diarrhea	273	(14)
Nausea	166	(9)
Vomiting	146	(8)
Abdominal Pain	112	(6)
Infections and Infestations	730	(37)
Pneumonia	115	(6)
Respiratory, Thoracic, and Mediastinal Disorders	613	(31)
Cough	111	(6)
Skin and Subcutaneous Tissue Disorders	520	(27)
Rash	159	(8)
Erythema	98	(5)
Nervous System Disorders	412	(21)
Headache	193	(10)
Vascular Disorders	344	(18)
Hypotension	118	(6)

* Defined as an adverse reaction, regardless of causality, while on caspofungin or during

the 14-day post-caspofungin follow-up period.

† Incidence for each preferred term is 5% or greater among individuals who received at least 1 dose of caspofungin.

‡ Within any system organ class, individuals may experience more than 1 adverse event.

Clinically significant adverse reactions, regardless of causality or incidence which occurred in less than 5% of patients are listed below.

- **Blood and lymphatic system disorders:** anemia, coagulopathy, febrile neutropenia, neutropenia, thrombocytopenia
- **Cardiac disorders:** arrhythmia, atrial fibrillation, bradycardia, cardiac arrest, myocardial infarction, tachycardia
- **Gastrointestinal disorders:** abdominal distension, abdominal pain upper, constipation, dyspepsia
- **General disorders and administration site conditions:** asthenia, fatigue, infusion site pain/pruritus/swelling, mucosal inflammation, edema
- **Hepatobiliary disorders:** hepatic failure, hepatomegaly, hepatotoxicity, hyperbilirubinemia, jaundice
- **Infections and infestations:** bacteremia, sepsis, urinary tract infection
- **Metabolic and nutrition disorders:** anorexia, decreased appetite, fluid overload, hypomagnesemia, hypercalcemia, hyperglycemia, hypokalemia
- **Musculoskeletal, connective tissue, and bone disorders:** arthralgia, back pain, pain in extremity
- **Nervous system disorders:** convulsion, dizziness, somnolence, tremor
- **Psychiatric disorders:** anxiety, confusional state, depression, insomnia
- **Renal and urinary disorders:** hematuria, renal failure
- **Respiratory, thoracic, and mediastinal disorders:** dyspnea, epistaxis, hypoxia, tachypnea
- **Skin and subcutaneous tissue disorders:** erythema, petechiae, skin lesion, urticaria
- **Vascular disorders:** flushing, hypertension, phlebitis

6.2 Postmarketing Experience

The following additional adverse reactions have been identified during the post-approval use of caspofungin. Because these reactions are reported voluntarily from a population of uncertain size, it is not always possible to reliably estimate their frequency or establish a causal relationship to drug exposure.

- *Gastrointestinal disorders:* pancreatitis
- *Hepatobiliary disorders:* hepatic necrosis
- *Skin and subcutaneous tissue disorders:* erythema multiforme, toxic epidermal necrolysis, Stevens-Johnson syndrome, and skin exfoliation
- *Renal and urinary disorders:* clinically significant renal dysfunction
- *General disorders and administration site conditions:* swelling and peripheral edema
- *Laboratory abnormalities:* gamma-glutamyltransferase increased

7 DRUG INTERACTIONS

Cyclosporine: In two adult clinical studies, cyclosporine (one 4 mg/kg dose or two 3 mg/kg doses) increased the AUC of caspofungin. Caspofungin did not increase the

plasma levels of cyclosporine. There were transient increases in liver ALT and AST when caspofungin and cyclosporine were co-administered. Monitor patients who develop abnormal liver enzymes during concomitant therapy and evaluate the risk/benefit of continuing therapy [see *Warnings and Precautions (5.2) and Clinical Pharmacology (12.3)*].

Tacrolimus: For patients receiving caspofungin and tacrolimus, standard monitoring of tacrolimus trough whole blood concentrations and appropriate tacrolimus dosage adjustments are recommended.

Inducers of Hepatic CYP Enzymes

Rifampin: Rifampin is a potent CYP3A4 inducer and concomitant administration with caspofungin is expected to reduce the plasma concentrations of caspofungin. Therefore, adult patients on rifampin should receive 70 mg of caspofungin daily and pediatric patients on rifampin should receive 70 mg/m² of caspofungin daily (not to exceed an actual daily dose of 70 mg) [see *Dosage and Administration (2.5) and Clinical Pharmacology (12.3)*].

Other Inducers of Hepatic CYP Enzymes

Adults: When caspofungin is co-administered to adult patients with other inducers of hepatic CYP enzymes, such as efavirenz, nevirapine, phenytoin, dexamethasone, or carbamazepine, administration of a daily dose of 70 mg of caspofungin should be considered [see *Dosage and Administration (2.5) and Clinical Pharmacology (12.3)*].

Pediatric Patients: When caspofungin is co-administered to pediatric patients with other inducers of hepatic CYP enzymes, such as efavirenz, nevirapine, phenytoin, dexamethasone, or carbamazepine, administration of a daily dose of 70 mg/m² caspofungin (not to exceed an actual daily dose of 70 mg) should be considered [see *Dosage and Administration (2.5) and Clinical Pharmacology (12.3)*].

8 USE IN SPECIFIC POPULATIONS

8.1 Pregnancy

Risk Summary

Based on animal data, caspofungin may cause fetal harm (*see Data*). There are insufficient human data to establish whether there is a drug-associated risk for major birth defects, miscarriage, or adverse maternal or fetal outcomes with caspofungin use in pregnant women.

In animal studies, caspofungin caused embryofetal toxicity, including increased resorptions, increased peri-implantation loss, and incomplete ossification at multiple fetal sites when administered intravenously to pregnant rats and rabbits during organogenesis at doses up to 0.8 and 2 times the clinical dose, respectively (*see Data*). Advise patients of the potential risk to the fetus.

The estimated background risk of major birth defects and miscarriage for the indicated population is unknown. All pregnancies have a background risk of birth defect, loss, or other adverse outcomes. In the U.S. general population, the estimated background risk of major birth defects and miscarriage in clinically recognized pregnancies is 2 to 4% and 15 to 20%, respectively.

Data

Animal Data

In animal reproduction studies, pregnant rats dosed intravenously with caspofungin during organogenesis (gestational days [GD] 6 to 20) at 0.5, 2, or 5 mg/kg/day (up to 0.8 times the clinical dose based on body surface area comparison) showed increased resorptions and peri-implantation losses at 5 mg/kg/day. Incomplete ossification of the skull and torso and increased incidences of cervical rib were noted in offspring born to pregnant rats treated at doses up to 5 mg/kg/day. In pregnant rabbits treated with intravenous caspofungin during organogenesis (GD 7 to 20) at doses of 1, 3, or 6 mg/kg/day (approximately 2 times the clinical dose based on body surface area comparison), increased fetal resorptions and increased incidence of incomplete ossification of the talus/calcaneus in offspring were observed at the highest dose tested. Caspofungin crossed the placenta in rats and rabbits and was detectable in fetal plasma.

In peri- and postnatal development study in rats, intravenous caspofungin administered at 0.5, 2 or 5 mg/kg/day from Day 6 of gestation through Day 20 of lactation was not associated with any adverse effects on reproductive performance or subsequent development of first generation (F1) offspring or malformations in second generation (F2) offspring.

8.2 Lactation

Risk Summary

There are no data on the presence of caspofungin in human milk, the effects on the breast-fed child, or the effects on milk production. Caspofungin was found in the milk of lactating, drug-treated rats.

The developmental and health benefits of breastfeeding should be considered along with the mother's clinical need for caspofungin and any potential adverse effects on the breastfed child from caspofungin or from the underlying maternal condition.

8.4 Pediatric Use

The safety and effectiveness of caspofungin in pediatric patients 3 months to 17 years of age are supported by evidence from adequate and well-controlled studies in adults, pharmacokinetic data in pediatric patients, and additional data from prospective studies in pediatric patients 3 months to 17 years of age for the following indications [see *Indications and Usage (1)*]:

- Empirical therapy for presumed fungal infections in febrile, neutropenic patients.
- Treatment of candidemia and the following *Candida* infections: intra-abdominal abscesses, peritonitis, and pleural space infections.
- Treatment of esophageal candidiasis.
- Treatment of invasive aspergillosis in patients who are refractory to or intolerant of other therapies (e.g., amphotericin B, lipid formulations of amphotericin B, itraconazole).

The efficacy and safety of caspofungin has not been adequately studied in prospective clinical trials involving neonates and infants under 3 months of age. Although limited pharmacokinetic data were collected in neonates and infants below 3 months of age, these data are insufficient to establish a safe and effective dose of caspofungin in the

treatment of neonatal candidiasis. Invasive candidiasis in neonates has a higher rate of CNS and multi-organ involvement than in older patients; the ability of caspofungin to penetrate the blood-brain barrier and to treat patients with meningitis and endocarditis is unknown.

Caspofungin has not been studied in pediatric patients with endocarditis, osteomyelitis, and meningitis due to *Candida*. Caspofungin has also not been studied as initial therapy for invasive aspergillosis in pediatric patients.

In clinical trials, 171 pediatric patients (0 months to 17 years of age), including 18 patients who were less than 3 months of age, were given intravenous caspofungin. Pharmacokinetic studies enrolled a total of 66 pediatric patients, and an additional 105 pediatric patients received caspofungin in safety and efficacy studies [see *Clinical Pharmacology (12.3) and Clinical Studies (14.5)*]. The majority of the pediatric patients received caspofungin at a once-daily maintenance dose of 50 mg/m² for a mean duration of 12 days (median 9, range 1-87 days). In all studies, safety was assessed by the investigator throughout study therapy and for 14 days following cessation of study therapy. The most common adverse reactions in pediatric patients treated with caspofungin were pyrexia (29%), blood potassium decreased (15%), diarrhea (14%), increased aspartate aminotransferase (12%), rash (12%), increased alanine aminotransferase (11%), hypotension (11%), and chills (11%) [see *Adverse Reactions (6.2)*].

Postmarketing hepatobiliary adverse reactions have been reported in pediatric patients with serious underlying medical conditions [see *Warnings and Precautions (5.3)*].

8.5 Geriatric Use

Clinical studies of caspofungin did not include sufficient numbers of patients aged 65 and over to determine whether they respond differently from younger patients. Although the number of elderly patients was not large enough for a statistical analysis, no overall differences in safety or efficacy were observed between these and younger patients. Plasma concentrations of caspofungin in healthy older men and women (65 years of age and older) were increased slightly (approximately 28% in AUC) compared to young healthy men. A similar effect of age on pharmacokinetics was seen in patients with candidemia or other *Candida* infections (intra-abdominal abscesses, peritonitis, or pleural space infections). No dose adjustment is recommended for the elderly; however, greater sensitivity of some older individuals cannot be ruled out.

8.6 Patients with Hepatic Impairment

Adult patients with mild hepatic impairment (Child-Pugh score 5 to 6) do not need a dosage adjustment. For adult patients with moderate hepatic impairment (Child-Pugh score 7 to 9), caspofungin 35 mg once daily is recommended based upon pharmacokinetic data [see *Clinical Pharmacology (12.3)*]. However, where recommended, a 70-mg loading dose should still be administered on Day 1 [see *Dosage and Administration (2.4) and Clinical Pharmacology (12.3)*]. There is no clinical experience in adult patients with severe hepatic impairment (Child-Pugh score greater than 9) and in pediatric patients 3 months to 17 years of age with any degree of hepatic impairment.

8.7 Patients with Renal Impairment

No dosage adjustment is necessary for patients with renal impairment. Caspofungin is

not dialyzable; thus, supplementary dosing is not required following hemodialysis [see *Clinical Pharmacology (12.3)*].

10 OVERDOSAGE

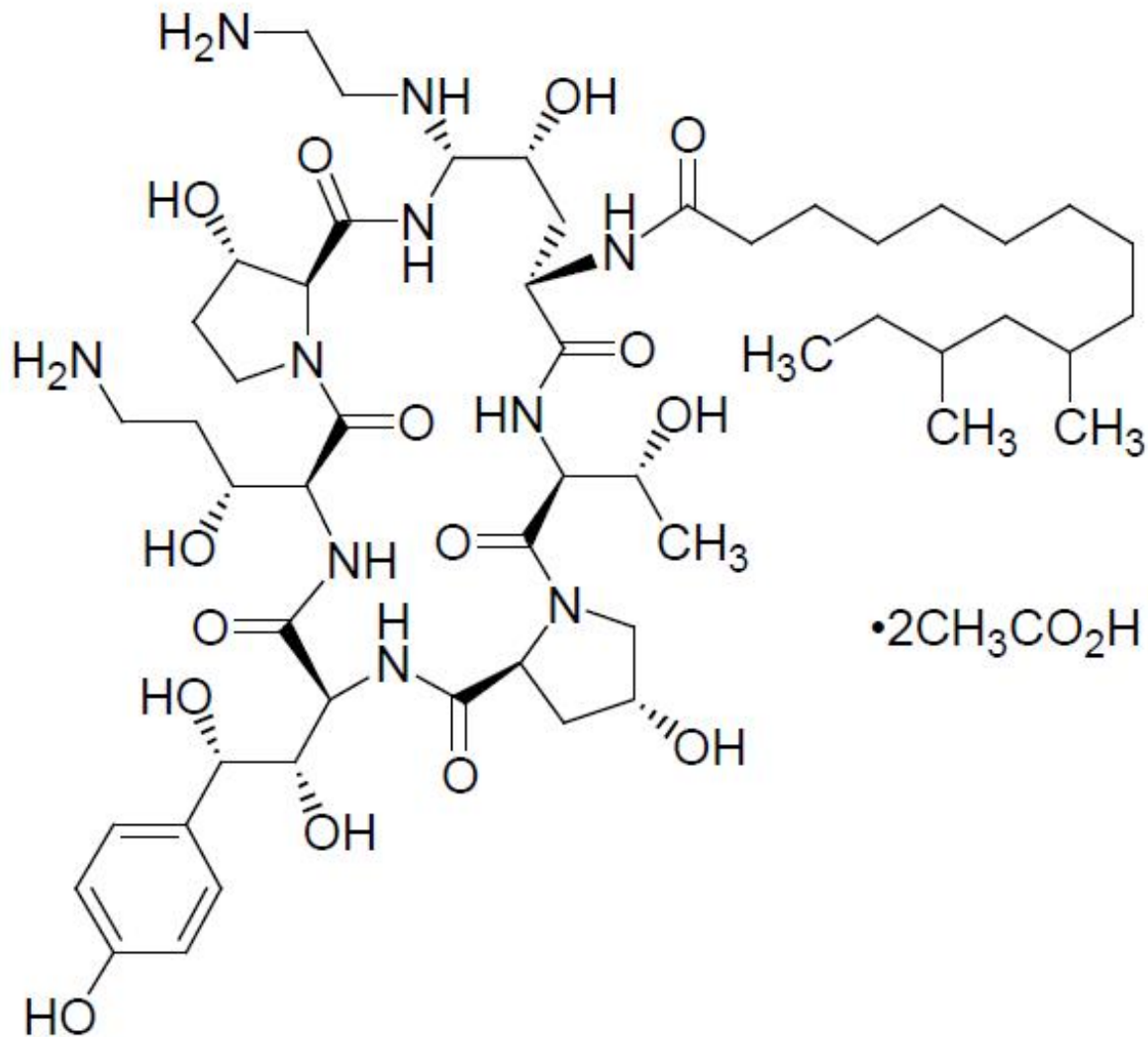
In 6 healthy subjects who received a single 210-mg dose, no significant adverse reactions were reported. Multiple doses above 150 mg daily have not been studied. Caspofungin is not dialyzable.

In clinical trials, one pediatric patient (16 years of age) unintentionally received a single dose of caspofungin of 113 mg (on Day 1), followed by 80 mg daily for an additional 7 days. No clinically significant adverse reactions were reported.

11 DESCRIPTION

Caspofungin acetate for injection is a sterile, lyophilized product for intravenous (IV) infusion that contains a semisynthetic lipopeptide (echinocandin) compound synthesized from a fermentation product of *Glarea lozoyensis*. Caspofungin acetate is an echinocandin antifungal that inhibits the synthesis of β (1,3)-D-glucan, an integral component of the fungal cell wall.

Caspofungin acetate is 1-[(4*R*,5*S*)-5-[(2-aminoethyl)amino]-*N*²-(10,12-dimethyl-1-oxotetradecyl)-4-hydroxy-L-ornithine]-5-[(3*R*)-3-hydroxy-L-ornithine] pneumocandin B₀ diacetate (salt). Caspofungin acetate for injection 50 mg contains 50 mg of caspofungin equivalent to 55.5 mg of caspofungin acetate. Caspofungin acetate for injection 50 mg also contains: 39 mg sucrose, 26 mg mannitol, glacial acetic acid, and sodium hydroxide. Caspofungin acetate for injection 70 mg contains 70 mg of caspofungin equivalent to 77.7 mg of caspofungin acetate. Caspofungin acetate for injection 70 mg also contains 54 mg sucrose, 36 mg mannitol, glacial acetic acid, and sodium hydroxide. Caspofungin acetate is a hygroscopic, white to off-white powder. It is freely soluble in water and methanol, and slightly soluble in ethanol. The pH of a saturated aqueous solution of caspofungin acetate is approximately 6.6. The empirical formula is C₅₂H₈₈N₁₀O₁₅•2C₂H₄O₂ and the formula weight is 1213.42. The structural formula is:



12 CLINICAL PHARMACOLOGY

12.1 Mechanism of Action

Caspofungin is an echinocandin antifungal drug [see *Microbiology (12.4)*].

12.3 Pharmacokinetics

Adult and pediatric pharmacokinetic parameters are presented in Table 8.

Distribution

Plasma concentrations of caspofungin decline in a polyphasic manner following single 1-hour IV infusions. A short α -phase occurs immediately postinfusion, followed by a β -phase (half-life of 9 to 11 hours) that characterizes much of the profile and exhibits clear log-linear behavior from 6 to 48 hours postdose during which the plasma concentration decreases 10-fold. An additional, longer half-life phase, γ -phase, (half-life of 40-50 hours), also occurs. Distribution, rather than excretion or biotransformation, is the dominant mechanism influencing plasma clearance. Caspofungin is extensively bound to albumin (~97%), and distribution into red blood cells is minimal. Mass balance results showed that approximately 92% of the administered radioactivity was distributed

to tissues by 36 to 48 hours after a single 70-mg dose of [³H] caspofungin. There is little excretion or biotransformation of caspofungin during the first 30 hours after administration.

Metabolism

Caspofungin is slowly metabolized by hydrolysis and N-acetylation. Caspofungin also undergoes spontaneous chemical degradation to an open-ring peptide compound, L-747969. At later time points (≥ 5 days postdose), there is a low level (≤ 7 picomoles/mg protein, or $\leq 1.3\%$ of administered dose) of covalent binding of radiolabel in plasma following single-dose administration of [³H] caspofungin, which may be due to two reactive intermediates formed during the chemical degradation of caspofungin to L-747969. Additional metabolism involves hydrolysis into constitutive amino acids and their degradates, including dihydroxyhomotyrosine and N-acetyl-dihydroxyhomotyrosine. These two tyrosine derivatives are found only in urine, suggesting rapid clearance of these derivatives by the kidneys.

Excretion

Two single-dose radiolabeled pharmacokinetic studies were conducted. In one study, plasma, urine, and feces were collected over 27 days, and in the second study plasma was collected over 6 months. Plasma concentrations of radioactivity and of caspofungin were similar during the first 24 to 48 hours postdose; thereafter drug levels fell more rapidly. In plasma, caspofungin concentrations fell below the limit of quantitation after 6 to 8 days postdose, while radiolabel fell below the limit of quantitation at 22.3 weeks postdose. After single intravenous administration of [³H] caspofungin, excretion of caspofungin and its metabolites in humans was 35% of dose in feces and 41% of dose in urine. A small amount of caspofungin is excreted unchanged in urine ($\sim 1.4\%$ of dose). Renal clearance of parent drug is low (~ 0.15 mL/min) and total clearance of caspofungin is 12 mL/min.

Special Populations

Renal Impairment

In a clinical study of single 70-mg doses, caspofungin pharmacokinetics were similar in healthy adult volunteers with mild renal impairment (creatinine clearance 50 to 80 mL/min) and control subjects. Moderate (creatinine clearance 31 to 49 mL/min), severe (creatinine clearance 5 to 30 mL/min), and end-stage (creatinine clearance less than 10 mL/min and dialysis dependent) renal impairment moderately increased caspofungin plasma concentrations after single-dose administration (range: 30 to 49% for AUC). However, in adult patients with invasive aspergillosis, candidemia, or other *Candida* infections (intra-abdominal abscesses, peritonitis, or pleural space infections) who received multiple daily doses of caspofungin 50 mg, there was no significant effect of mild to end-stage renal impairment on caspofungin concentrations. No dosage adjustment is necessary for patients with renal impairment. Caspofungin is not dialyzable, thus supplementary dosing is not required following hemodialysis.

Hepatic Impairment

Plasma concentrations of caspofungin after a single 70-mg dose in adult patients with mild hepatic impairment (Child-Pugh score 5 to 6) were increased by approximately 55% in AUC compared to healthy control subjects. In a 14-day multiple-dose study (70 mg on Day 1 followed by 50 mg daily thereafter), plasma concentrations in adult patients with

mild hepatic impairment were increased modestly (19 to 25% in AUC) on Days 7 and 14 relative to healthy control subjects. No dosage adjustment is recommended for patients with mild hepatic impairment.

Adult patients with moderate hepatic impairment (Child-Pugh score 7 to 9) who received a single 70-mg dose of caspofungin had an average plasma caspofungin increase of 76% in AUC compared to control subjects. A dosage reduction is recommended for adult patients with moderate hepatic impairment based upon these pharmacokinetic data [see *Dosage and Administration (2.4)*].

There is no clinical experience in adult patients with severe hepatic impairment (Child-Pugh score greater than 9) or in pediatric patients with any degree of hepatic impairment.

Gender

Plasma concentrations of caspofungin in healthy adult men and women were similar following a single 70-mg dose. After 13 daily 50-mg doses, caspofungin plasma concentrations in women were elevated slightly (approximately 22% in area under the curve [AUC]) relative to men. No dosage adjustment is necessary based on gender.

Race

Regression analyses of patient pharmacokinetic data indicated that no clinically significant differences in the pharmacokinetics of caspofungin were seen among Caucasians, Blacks, and Hispanics. No dosage adjustment is necessary on the basis of race.

Geriatric Patients

Plasma concentrations of caspofungin in healthy older men and women (65 years of age and older) were increased slightly (approximately 28% AUC) compared to young healthy men after a single 70-mg dose of caspofungin. In patients who were treated empirically or who had candidemia or other *Candida* infections (intra-abdominal abscesses, peritonitis, or pleural space infections), a similar modest effect of age was seen in older patients relative to younger patients. No dosage adjustment is necessary for the elderly [see *Use in Specific Populations (8.5)*].

Pediatric Patients

Caspofungin acetate for injection has been studied in five prospective studies involving pediatric patients under 18 years of age, including three pediatric pharmacokinetic studies [initial study in adolescents (12-17 years of age) and children (2-11 years of age) followed by a study in younger patients (3-23 months of age) and then followed by a study in neonates and infants (less than 3 months of age)] [see *Use in Specific Populations (8.4)*].

Pharmacokinetic parameters following multiple doses of caspofungin in pediatric and adult patients are presented in Table 8.

Table 8: Pharmacokinetic Parameters Following Multiple Doses of Caspofungin in Pediatric (3 months to 17 years) and Adult Patients

Population	N	Daily	Pharmacokinetic Parameters (Mean ± Standard Deviation)
------------	---	-------	---

Population	n	Dose	AUC 0-24hr ($\mu\text{g}\cdot\text{hr}/\text{mL}$)	C 1hr ($\mu\text{g}/\text{mL}$)	C 24hr ($\mu\text{g}/\text{mL}$)	t _{1/2} (hr) *	Cl (mL/min)
PEDIATRIC PATIENTS							
Adolescents, Aged 12-17 years	8	50 mg/m ²	124.9 ± 50.4	14.0 ± 6.9	2.4 ± 1.0	11.2 ± 1.7	12.6 ± 5.5
Children, Aged 2-11 years	9	50 mg/m ²	120.0 ± 33.4	16.1 ± 4.2	1.7 ± 0.8	8.2 ± 2.4	6.4 ± 2.6
Young Children, Aged 3-23 months	8	50 mg/m ²	131.2 ± 17.7	17.6 ± 3.9	1.7 ± 0.7	8.8 ± 2.1	3.2 ± 0.4
ADULT PATIENTS							
Adults with Esophageal Candidiasis	6 †	50 mg	87.3 ± 30.0	8.7 ± 2.1	1.7 ± 0.7	13.0 ± 1.9	10.6 ± 3.8
Adults receiving Empirical Therapy	119 ‡	50 mg §	--	8.0 ± 3.4	1.6 ± 0.7	--	--

* Harmonic Mean ± jackknife standard deviation

† N=5 for C 1hr and AUC 0-24hr; N=6 for C 24hr

‡ N=117 for C 24hr; N=119 for C 1hr

§ Following an initial 70-mg loading dose on day 1

Drug Interactions [see Drug Interactions (7)]

Studies *in vitro* show that caspofungin acetate is not an inhibitor of any enzyme in the cytochrome P (CYP) system. Caspofungin is not a substrate for P-glycoprotein and is a poor substrate for CYP enzymes.

In clinical studies, caspofungin did not induce the CYP3A4 metabolism of other drugs. Clinical studies in adult healthy volunteers also demonstrated that the pharmacokinetics of caspofungin are not altered by itraconazole, amphotericin B, mycophenolate, nelfinavir, or tacrolimus. Caspofungin has no effect on the pharmacokinetics of itraconazole, amphotericin B, or the active metabolite of mycophenolate.

Cyclosporine: In two adult clinical studies, cyclosporine (one 4 mg/kg dose or two 3 mg/kg doses) increased the AUC of caspofungin by approximately 35%. Caspofungin did not increase the plasma levels of cyclosporine. There were transient increases in liver ALT and AST when caspofungin and cyclosporine were co-administered [see Warnings and Precautions (5.2)].

Tacrolimus: Caspofungin reduced the blood AUC₀₋₁₂ of tacrolimus (FK-506, Prograf[®]) by approximately 20%, peak blood concentration (C_{max}) by 16%, and 12-hour blood concentration (C_{12hr}) by 26% in healthy adult subjects when tacrolimus (2 doses of 0.1 mg/kg 12 hours apart) was administered on the 10th day of caspofungin 70 mg daily, as compared to results from a control period in which tacrolimus was administered alone. For patients receiving both therapies, standard monitoring of tacrolimus whole blood trough concentrations and appropriate tacrolimus dosage adjustments are recommended.

Rifampin: A drug-drug interaction study with rifampin in adult healthy volunteers has shown a 30% decrease in caspofungin trough concentrations [see Dosage and

Administration (2.5)] .

Other Inducers of Hepatic CYP Enzymes

Adults: Results from regression analyses of adult patient pharmacokinetic data suggest that co-administration of other hepatic CYP enzyme inducers (e.g., efavirenz, nevirapine, phenytoin, dexamethasone, or carbamazepine) with caspofungin may result in clinically meaningful reductions in caspofungin concentrations. It is not known which drug clearance mechanism involved in caspofungin disposition may be inducible [*see Dosage and Administration (2.5)] .*

Pediatric patients: In pediatric patients, results from regression analyses of pharmacokinetic data suggest that co-administration of dexamethasone with caspofungin may result in clinically meaningful reductions in caspofungin trough concentrations. This finding may indicate that pediatric patients will have similar reductions with inducers as seen in adults [*see Dosage and Administration (2.5)] .*

12.4 Microbiology

Mechanism of Action

Caspofungin, an echinocandin, inhibits the synthesis of beta (1,3)-D-glucan, an essential component of the cell wall of susceptible *Aspergillus* species and *Candida* species. Beta (1,3)-D-glucan is not present in mammalian cells. Caspofungin has shown activity against *Candida* species and in regions of active cell growth of the hyphae of *Aspergillus fumigatus*.

Resistance

There have been reports of clinical failures in patients receiving caspofungin therapy due to the development of drug resistant *Candida* or *Aspergillus* species. Some of these reports have identified specific mutations in the Fks subunits, encoded by the *fks1* and/or *fks2* genes, of the glucan synthase enzyme. These mutations are associated with higher MICs and breakthrough infection. *Candida* species that exhibit reduced susceptibility to caspofungin as a result of an increase in the chitin content of the fungal cell wall have also been identified, although the significance of this phenomenon *in vivo* is not well known.

Interaction With Other Antimicrobials

Studies *in vitro* and *in vivo* of caspofungin, in combination with amphotericin B, suggest no antagonism of antifungal activity against either *A. fumigatus* or *C. albicans*. The clinical significance of these results is unknown.

Antimicrobial Activity

Caspofungin has been shown to be active against most strains of the following microorganisms both *in vitro* and in clinical infections [*see Indications and Usage (1)] :*

Aspergillus flavus

Aspergillus fumigatus

Aspergillus terreus

Candida albicans

Candida glabrata

Candida guilliermondii

Candida krusei

Candida parapsilosis

Candida tropicalis

Susceptibility Testing

For specific information regarding susceptibility test interpretive criteria and associated test methods and quality control standards recognized by FDA for caspofungin, please see: <https://www.fda.gov/STIC>.

13 NONCLINICAL TOXICOLOGY

13.1 Carcinogenesis, Mutagenesis, Impairment of Fertility

No long-term studies in animals have been performed to evaluate the carcinogenic potential of caspofungin.

Caspofungin did not show evidence of mutagenic or genotoxic potential when evaluated in the following *in vitro* assays: bacterial (Ames) and mammalian cell (V79 Chinese hamster lung fibroblasts) mutagenesis assays, the alkaline elution/rat hepatocyte DNA strand break test, and the chromosome aberration assay in Chinese hamster ovary cells. Caspofungin was not genotoxic when assessed in the mouse bone marrow chromosomal test at doses up to 12.5 mg/kg (equivalent to a human dose of 1 mg/kg based on body surface area comparisons), administered intravenously.

Fertility and reproductive performance were not affected by the intravenous administration of caspofungin to rats at doses up to 5 mg/kg. At 5 mg/kg exposures were similar to those seen in patients treated with the 70-mg dose.

13.2 Animal Toxicology and/or Pharmacology

In one 5-week study in monkeys at doses which produced exposures approximately 4 to 6 times those seen in adult patients treated with a 70-mg dose, scattered small foci of subcapsular necrosis were observed microscopically in the livers of some animals (2/8 monkeys at 5 mg/kg and 4/8 monkeys at 8 mg/kg); however, this histopathological finding was not seen in another study of 27 weeks duration at similar doses.

No treatment-related findings were seen in a 5-week study in infant monkeys at doses which produced exposures approximately 3 times those achieved in pediatric patients receiving a maintenance dose of 50 mg/m² daily.

14 CLINICAL STUDIES

14.1 Empirical Therapy in Febrile, Neutropenic Patients

A double-blind study enrolled 1111 febrile, neutropenic (<500 cells/mm³) patients who were randomized to treatment with daily doses of caspofungin (50 mg/day following a 70-mg loading dose on Day 1) or AmBisome (3 mg/kg/day). Patients were stratified based on risk category (high-risk patients had undergone allogeneic stem cell transplantation or had relapsed acute leukemia) and on receipt of prior antifungal prophylaxis. Twenty-four percent of patients were high risk and 56% had received prior antifungal prophylaxis. Patients who remained febrile or clinically deteriorated following 5 days of therapy could receive 70 mg/day of caspofungin or 5 mg/kg/day of AmBisome.

Treatment was continued to resolution of neutropenia (but not beyond 28 days unless a fungal infection was documented).

An overall favorable response required meeting each of the following criteria: no documented breakthrough fungal infections up to 7 days after completion of treatment, survival for 7 days after completion of study therapy, no discontinuation of the study drug because of drug-related toxicity or lack of efficacy, resolution of fever during the period of neutropenia, and successful treatment of any documented baseline fungal infection.

Based on the composite response rates, caspofungin was as effective as AmBisome in empirical therapy of persistent febrile neutropenia (see Table 9).

Table 9: Favorable Response of Patients with Persistent Fever and Neutropenia

	Caspofungin *	AmBisome *	% Difference (Confidence Interval) †
Number of Patients ‡	556	539	
Overall Favorable Response	190 (33.9%)	181 (33.7%)	0.2 (-5.6, 6.0)
No documented breakthrough fungal infection	527 (94.8%)	515 (95.5%)	-0.8
Survival 7 days after end of treatment	515 (92.6%)	481 (89.2%)	3.4
No discontinuation due to toxicity or lack of efficacy	499 (89.7%)	461 (85.5%)	4.2
Resolution of fever during neutropenia	229 (41.2%)	223 (41.4%)	-0.2

* Caspofungin: 70 mg on Day 1, then 50 mg once daily for the remainder of treatment (daily dose increased to 70 mg for 73 patients); AmBisome: 3 mg/kg/day (daily dose increased to 5 mg/kg for 74 patients).

† Overall Response: estimated % difference adjusted for strata and expressed as caspofungin - AmBisome (95.2% CI); Individual criteria presented above are not mutually exclusive. The percent difference calculated as caspofungin - AmBisome.

‡ Analysis population excluded subjects who did not have fever or neutropenia at study entry.

The rate of successful treatment of documented baseline infections, a component of the primary endpoint, was not statistically different between treatment groups.

The response rates did not differ between treatment groups based on either of the stratification variables: risk category or prior antifungal prophylaxis.

14.2 Candidemia and the Following other *Candida* Infections: Intra-Abdominal Abscesses, Peritonitis and Pleural Space Infections

In a randomized, double-blind study, patients with a proven diagnosis of invasive candidiasis received daily doses of caspofungin (50 mg/day following a 70-mg loading dose on Day 1) or amphotericin B deoxycholate (0.6 to 0.7 mg/kg/day for non-neutropenic patients and 0.7 to 1 mg/kg/day for neutropenic patients). Patients were stratified by both neutropenic status and APACHE II score. Patients with *Candida*

endocarditis, meningitis, or osteomyelitis were excluded from this study.

Patients who met the entry criteria and received one or more doses of IV study therapy were included in the modified intention-to-treat [MITT] analysis of response at the end of IV study therapy. A favorable response at this time point required both symptom/sign resolution/improvement and microbiological clearance of the *Candida* infection.

Two hundred thirty-nine patients were enrolled. Patient disposition is shown in Table 10.

Table 10: Disposition in Candidemia and Other Candida Infections (Intra-abdominal abscesses, peritonitis, and pleural space infections)

	Caspofungin *	Amphotericin B
Randomized patients	114	125
Patients completing study †	63 (55.3%)	69 (55.2%)
DISCONTINUATIONS OF STUDY†		
All Study Discontinuations	51 (44.7%)	56 (44.8%)
Study Discontinuations due to clinical adverse events	39 (34.2%)	43 (34.4%)
Study Discontinuations due to laboratory adverse events	0 (0%)	1 (0.8%)
DISCONTINUATIONS OF STUDY THERAPY		
All Study Therapy Discontinuations	48 (42.1%)	58 (46.4%)
Study Therapy Discontinuations due to clinical adverse events	30 (26.3%)	37 (29.6%)
Study Therapy Discontinuations due to laboratory adverse events	1 (0.9%)	7 (5.6%)
Study Therapy Discontinuations due to all drug-related ‡ adverse events	3 (2.6%)	29 (23.2%)

* Patients received caspofungin 70 mg on Day 1, then 50 mg once daily for the remainder of their treatment.

† Study defined as study treatment period and 6-8 week follow-up period.

‡ Determined by the investigator to be possibly, probably, or definitely drug-related.

Of the 239 patients enrolled, 224 met the criteria for inclusion in the MITT population (109 treated with caspofungin and 115 treated with amphotericin B). Of these 224 patients, 186 patients had candidemia (92 treated with caspofungin and 94 treated with amphotericin B). The majority of the patients with candidemia were non-neutropenic (87%) and had an APACHE II score less than or equal to 20 (77%) in both arms. Most candidemia infections were caused by *C. albicans* (39%), followed by *C. parapsilosis* (20%), *C. tropicalis* (17%), *C. glabrata* (8%), and *C. krusei* (3%).

At the end of IV study therapy, caspofungin was comparable to amphotericin B in the treatment of candidemia in the MITT population. For the other efficacy time points (Day 10 of IV study therapy, end of all antifungal therapy, 2-week post-therapy follow-up, and 6- to 8-week post-therapy follow-up), Caspofungin was as effective as amphotericin B.

Outcome, relapse and mortality data are shown in Table 11.

Table 11: Outcomes, Relapse, & Mortality in Candidemia and Other

Candida Infections (Intra-abdominal abscesses, peritonitis, and pleural space infections)

	Caspofungin *	Amphotericin B	% Difference † after adjusting for strata (Confidence Interval) ‡
Number of MITT § patients	109	115	
FAVORABLE OUTCOMES (MITT) AT THE END OF IV STUDY THERAPY			
All MITT patients	81/109 (74.3%)	78/115 (67.8%)	7.5 (-5.4, 20.3)
Candidemia	67/92 (72.8%)	63/94 (67.0%)	7.0 (-7.0, 21.1)
Neutropenic	6/14 (43%)	5/10 (50%)	
Non-neutropenic	61/78 (78%)	58/84 (69%)	
Endophthalmitis	0/1	2/3	
Multiple Sites	4/5	4/4	
Blood / Pleural	1/1	1/1	
Blood / Peritoneal	1/1	1/1	
Blood / Urine	-	1/1	
Peritoneal / Pleural	1/2	-	
Abdominal / Peritoneal	-	1/1	
Subphrenic / Peritoneal	1/1	-	
DISSEMINATED INFECTIONS, RELAPSES AND MORTALITY			
Disseminated Infections in neutropenic patients	4/14 (28.6%)	3/10 (30.0%)	
All relapses ¶	7/81 (8.6%)	8/78 (10.3%)	
Culture-confirmed relapse	5/81 (6%)	2/78 (3%)	
Overall study # mortality in MITT	36/109 (33.0%)	35/115 (30.4%)	
Mortality during study therapy	18/109 (17%)	13/115 (11%)	
Mortality attributed to <i>Candida</i>	4/109 (4%)	7/115 (6%)	

* Patients received caspofungin 70 mg on Day 1, then 50 mg once daily for the remainder of their treatment.

† Calculated as caspofungin - amphotericin B

‡ 95% CI for candidemia, 95.6% for all patients

§ Modified intention-to-treat

¶ Includes all patients who either developed a culture-confirmed recurrence of *Candida* infection or required antifungal therapy for the treatment of a proven or suspected *Candida* infection in the follow-up period.

Study defined as study treatment period and 6-8 week follow-up period.

In this study, the efficacy of caspofungin in patients with intra-abdominal abscesses, peritonitis and pleural space *Candida* infections was evaluated in 19 non-neutropenic patients. Two of these patients had concurrent candidemia. *Candida* was part of a polymicrobial infection that required adjunctive surgical drainage in 11 of these 19 patients. A favorable response was seen in 9 of 9 patients with peritonitis, 3 of 4 with abscesses (liver, parasplenic, and urinary bladder abscesses), 2 of 2 with pleural space infections, 1 of 2 with mixed peritoneal and pleural infection, 1 of 1 with mixed abdominal

abscess and peritonitis, and 0 of 1 with *Candida* pneumonia.

Overall, across all sites of infection included in the study, the efficacy of caspofungin was comparable to that of amphotericin B for the primary endpoint.

In this study, the efficacy data for caspofungin in neutropenic patients with candidemia were limited. In a separate compassionate use study, 4 patients with hepatosplenic candidiasis received prolonged therapy with caspofungin following other long-term antifungal therapy; three of these patients had a favorable response.

In a second randomized, double-blind study, 197 patients with proven invasive candidiasis received caspofungin 50 mg/day (following a 70-mg loading dose on Day 1) or caspofungin 150 mg/day. The diagnostic criteria, evaluation time points, and efficacy endpoints were similar to those employed in the prior study. Patients with *Candida* endocarditis, meningitis, or osteomyelitis were excluded. Although this study was designed to compare the safety of the two doses, it was not large enough to detect differences in rare or unexpected adverse events [see *Adverse Reactions (6.1)*]. The efficacy of caspofungin at the 150 mg daily dose was not significantly better than the efficacy of the 50-mg daily dose of caspofungin. The efficacy of doses higher than 50 mg daily in the other adult patients for whom caspofungin is indicated has not been evaluated.

14.3 Esophageal Candidiasis (and information on oropharyngeal candidiasis)

The safety and efficacy of caspofungin in the treatment of esophageal candidiasis was evaluated in one large, controlled, noninferiority, clinical trial and two smaller dose-response studies.

In all 3 studies, patients were required to have symptoms and microbiological documentation of esophageal candidiasis; most patients had advanced AIDS (with CD4 counts <50/mm³).

Of the 166 patients in the large study who had culture-confirmed esophageal candidiasis at baseline, 120 had *Candida albicans* and 2 had *Candida tropicalis* as the sole baseline pathogen whereas 44 had mixed baseline cultures containing *C. albicans* and one or more additional *Candida* species.

In the large, randomized, double-blind study comparing caspofungin 50 mg/day versus intravenous fluconazole 200 mg/day for the treatment of esophageal candidiasis, patients were treated for an average of 9 days (range 7-21 days). Favorable overall response at 5 to 7 days following discontinuation of study therapy required both complete resolution of symptoms and significant endoscopic improvement. The definition of endoscopic response was based on severity of disease at baseline using a 4-grade scale and required at least a two-grade reduction from baseline endoscopic score or reduction to grade 0 for patients with a baseline score of 2 or less.

The proportion of patients with a favorable overall response was comparable for caspofungin and fluconazole as shown in Table 12.

Table 12: Favorable Response Rates for Patients with Esophageal Candidiasis *

	Caspofungin	Fluconazole	% Difference † (95% CI)
--	--------------------	--------------------	------------------------------------

Day 5-7 post-treatment	66/81 (81.5%)	80/94 (85.1%)	-3.6 (-14.7, 7.5)
------------------------	---------------	---------------	-------------------

* Analysis excluded patients without documented esophageal candidiasis or patients not receiving at least 1 day of study therapy.

† Calculated as caspofungin – fluconazole

The proportion of patients with a favorable symptom response was also comparable (90.1% and 89.4% for caspofungin and fluconazole, respectively). In addition, the proportion of patients with a favorable endoscopic response was comparable (85.2% and 86.2% for caspofungin and fluconazole, respectively).

As shown in Table 13, the esophageal candidiasis relapse rates at the Day 14 post-treatment visit were similar for the two groups. At the Day 28 post-treatment visit, the group treated with caspofungin had a numerically higher incidence of relapse; however, the difference was not statistically significant.

Table 13: Relapse Rates at 14 and 28 Days Post-Therapy in Patients with Esophageal Candidiasis at Baseline

	Caspofungin	Fluconazole	% Difference * (95% CI)
Day 14 post-treatment	7/66 (10.6%)	6/76 (7.9%)	2.7 (-6.9, 12.3)
Day 28 post-treatment	18/64 (28.1%)	12/72 (16.7%)	11.5 (-2.5, 25.4)

* Calculated as caspofungin – fluconazole

In this trial, which was designed to establish noninferiority of caspofungin to fluconazole for the treatment of esophageal candidiasis, 122 (70%) patients also had oropharyngeal candidiasis. A favorable response was defined as complete resolution of all symptoms of oropharyngeal disease and all visible oropharyngeal lesions. The proportion of patients with a favorable oropharyngeal response at the 5- to 7-day post-treatment visit was numerically lower for caspofungin; however, the difference was not statistically significant. Oropharyngeal candidiasis relapse rates at Day 14 and Day 28 post-treatment visits were statistically significantly higher for caspofungin than for fluconazole. The results are shown in Table 14.

Table 14: Oropharyngeal Candidiasis Response Rates at 5 to 7 Days Post-Therapy and Relapse Rates at 14 and 28 Days Post-Therapy in Patients with Oropharyngeal and Esophageal Candidiasis at Baseline

	Caspofungin	Fluconazole	% Difference * (95% CI)
Response Rate Day 5-7 post-treatment	40/56 (71.4%)	55/66 (83.3%)	-11.9 (-26.8, 3.0)
Relapse Rate Day 14 post-treatment	17/40 (42.5%)	7/53 (13.2%)	29.3 (11.5, 47.1)
Relapse Rate Day 28 post-treatment	23/39 (59.0%)	18/51 (35.3%)	23.7 (3.4, 43.9)

* Calculated as caspofungin – fluconazole

The results from the two smaller dose-ranging studies corroborate the efficacy of

casposfungin for esophageal candidiasis that was demonstrated in the larger study.

Casposfungin was associated with favorable outcomes in 7 of 10 esophageal *C. albicans* infections refractory to at least 200 mg of fluconazole given for 7 days, although the *in vitro* susceptibility of the infecting isolates to fluconazole was not known.

14.4 Invasive Aspergillosis

Sixty-nine patients between the ages of 18 and 80 with invasive aspergillosis were enrolled in an open-label, noncomparative study to evaluate the safety, tolerability, and efficacy of casposfungin. Enrolled patients had previously been refractory to or intolerant of other antifungal therapy(ies). Refractory patients were classified as those who had disease progression or failed to improve despite therapy for at least 7 days with amphotericin B, lipid formulations of amphotericin B, itraconazole, or an investigational azole with reported activity against *Aspergillus*. Intolerance to previous therapy was defined as a doubling of creatinine (or creatinine ≥ 2.5 mg/dL while on therapy), other acute reactions, or infusion-related toxicity. To be included in the study, patients with pulmonary disease must have had definite (positive tissue histopathology or positive culture from tissue obtained by an invasive procedure) or probable (positive radiographic or computed tomography evidence with supporting culture from bronchoalveolar lavage or sputum, galactomannan enzyme-linked immunosorbent assay, and/or polymerase chain reaction) invasive aspergillosis. Patients with extrapulmonary disease had to have definite invasive aspergillosis. Patients were administered a single 70-mg loading dose of casposfungin and subsequently dosed with 50 mg daily. The mean duration of therapy was 33.7 days, with a range of 1 to 162 days.

An independent expert panel evaluated patient data, including diagnosis of invasive aspergillosis, response and tolerability to previous antifungal therapy, treatment course on casposfungin, and clinical outcome.

A favorable response was defined as either complete resolution (complete response) or clinically meaningful improvement (partial response) of all signs and symptoms and attributable radiographic findings. Stable, nonprogressive disease was considered to be an unfavorable response.

Among the 69 patients enrolled in the study, 63 met entry diagnostic criteria and had outcome data; and of these, 52 patients received treatment for greater than 7 days. Fifty-three (84%) were refractory to previous antifungal therapy and 10 (16%) were intolerant. Forty-five patients had pulmonary disease and 18 had extrapulmonary disease. Underlying conditions were hematologic malignancy (N=24), allogeneic bone marrow transplant or stem cell transplant (N=18), organ transplant (N=8), solid tumor (N=3), or other conditions (N=10). All patients in the study received concomitant therapies for their other underlying conditions. Eighteen patients received tacrolimus and casposfungin concomitantly, of whom 8 also received mycophenolate mofetil.

Overall, the expert panel determined that 41% (26/63) of patients receiving at least one dose of casposfungin had a favorable response. For those patients who received greater than 7 days of therapy with casposfungin, 50% (26/52) had a favorable response. The favorable response rates for patients who were either refractory to or intolerant of previous therapies were 36% (19/53) and 70% (7/10), respectively. The response rates among patients with pulmonary disease and extrapulmonary disease were 47% (21/45) and 28% (5/18), respectively. Among patients with extrapulmonary disease, 2 of 8

patients who also had definite, probable, or possible CNS involvement had a favorable response. Two of these 8 patients had progression of disease and manifested CNS involvement while on therapy.

Caspofungin is effective for the treatment of invasive aspergillosis in patients who are refractory to or intolerant of itraconazole, amphotericin B, and/or lipid formulations of amphotericin B. However, the efficacy of caspofungin for initial treatment of invasive aspergillosis has not been evaluated in comparator-controlled clinical studies.

14.5 Pediatric Patients

The safety and efficacy of caspofungin were evaluated in pediatric patients 3 months to 17 years of age in two prospective, multicenter clinical trials.

The first study, which enrolled 82 patients between 2 to 17 years of age, was a randomized, double-blind study comparing caspofungin (50 mg/m² IV once daily following a 70-mg/m² loading dose on Day 1 [not to exceed 70 mg daily]) to AmBisome (3 mg/kg IV daily) in a 2:1 treatment fashion (56 on caspofungin, 26 on AmBisome) as empirical therapy in pediatric patients with persistent fever and neutropenia. The study design and criteria for efficacy assessment were similar to the study in adult patients [see *Clinical Studies (14.1)*]. Patients were stratified based on risk category (high-risk patients had undergone allogeneic stem cell transplantation or had relapsed acute leukemia). Twenty-seven percent of patients in both treatment groups were high risk. Favorable overall response rates of pediatric patients with persistent fever and neutropenia are presented in Table 15.

Table 15: Favorable Overall Response Rates of Pediatric Patients with Persistent Fever and Neutropenia

	Caspofungin	AmBisome *
Number of Patients	56	25
Overall Favorable Response	26/56 (46.4%)	8/25 (32.0%)
High risk	9/15 (60.0%)	0/7 (0.0%)
Low risk	17/41 (41.5%)	8/18 (44.4%)

* One patient excluded from analysis due to no fever at study entry.

The second study was a prospective, open-label, non-comparative study estimating the safety and efficacy of caspofungin in pediatric patients (ages 3 months to 17 years) with candidemia and other *Candida* infections, esophageal candidiasis, and invasive aspergillosis (as salvage therapy). The study employed diagnostic criteria which were based on established EORTC/MSG criteria of proven or probable infection; these criteria were similar to those criteria employed in the adult studies for these various indications. Similarly, the efficacy time points and endpoints used in this study were similar to those employed in the corresponding adult studies [see *Clinical Studies (14.2, 14.3, and 14.4)*]. All patients received caspofungin at 50 mg/m² IV once daily following a 70-mg/m² loading dose on Day 1 (not to exceed 70 mg daily). Among the 49 enrolled patients who received caspofungin, 48 were included in the efficacy analysis (one patient excluded due to not having a baseline *Aspergillus* or *Candida* infection). Of these 48 patients, 37 had candidemia or other *Candida* infections, 10 had invasive aspergillosis, and 1 patient had esophageal candidiasis. Most candidemia and other *Candida* infections were caused

by *C. albicans* (35%), followed by *C. parapsilosis* (22%), *C. tropicalis* (14%), and *C. glabrata* (11%). The favorable response rate, by indication, at the end of caspofungin therapy was as follows: 30/37 (81%) in candidemia or other *Candida* infections, 5/10 (50%) in invasive aspergillosis, and 1/1 in esophageal candidiasis.

15 REFERENCES

1. Mosteller RD: Simplified Calculation of Body Surface Area. N Engl J Med 1987 Oct 22;317(17): 1098 (letter).

16 HOW SUPPLIED/STORAGE AND HANDLING

How Supplied

Caspofungin acetate for injection 50 mg is a lyophilized white to off-white cake or powder for intravenous infusion supplied in single-dose vials with an aluminum band and a yellow cap.

NDC 72843-434-01 supplied as one single-dose vial.

Caspofungin acetate for injection 70 mg is a white to off-white powder/cake for infusion in a vial with an aluminum band and an orange cap.

NDC 72843-533-01 supplied as one single-dose vial.

Storage and Handling

The lyophilized vials should be stored refrigerated at 2° to 8°C (36° to 46°F).

17 PATIENT COUNSELING INFORMATION

Hypersensitivity

Inform patients that anaphylactic reactions have been reported during administration of caspofungin acetate for injection. Caspofungin acetate for injection can cause hypersensitivity reactions, including rash, facial swelling, angioedema, pruritus, sensation of warmth, or bronchospasm. Inform patients to report these signs or symptoms to their healthcare providers.

Hepatic Effects

Inform patients that there have been isolated reports of serious hepatic effects from caspofungin acetate for injection therapy.

Use in Pregnancy and Breastfeeding Mothers

Advise female patients of the potential risks to a fetus. Instruct patients to tell their healthcare provider if they are pregnant, become pregnant, or are thinking about becoming pregnant. Instruct patients to tell their healthcare provider if they plan to breastfeed their infant.

The trademarks depicted herein are owned by their respective companies and are not trademarks of UBI Pharma Inc..

UBI Pharma Inc.

No. 45, Guangfu N. Rd.,
Hukou, Hsinchu 303036, Taiwan

PRINCIPAL DISPLAY PANEL - 50 mg Vial Carton

NDC 72843-434-01

Caspofungin Acetate

For Injection

50 mg*/vial

FOR INTRAVENOUS USE ONLY

*Vial contains 50 mg caspofungin
equivalent to 55.5 mg caspofungin
acetate. Reconstitute with 10.8 mL
of diluent to obtain a concentration
of 5 mg/mL.

Discard unused portion.

Requires further dilution prior
to infusion.

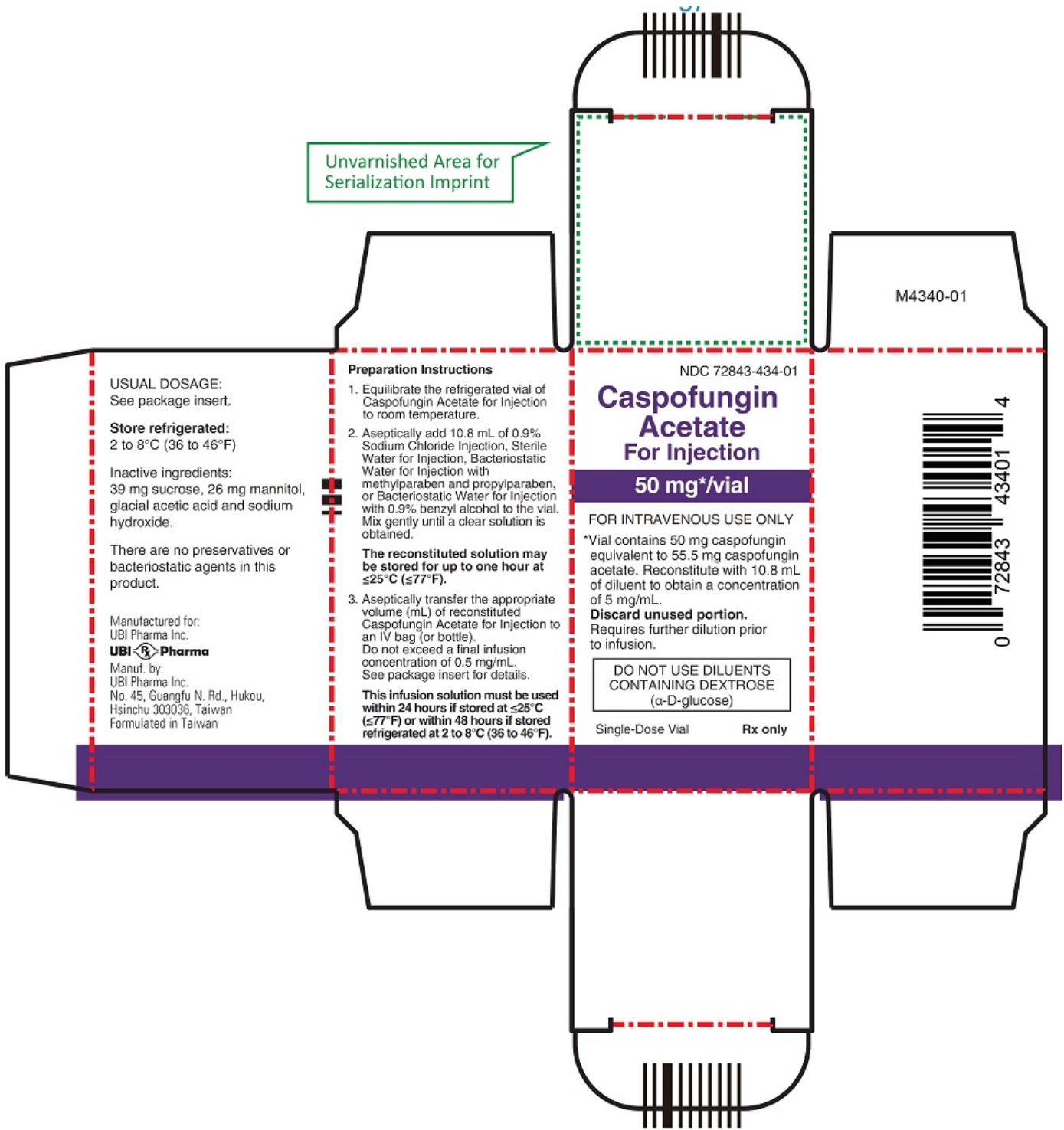
DO NOT USE DILUENTS

CONTAINING DEXTROSE

(α -D-glucose)

Single-Dose Vial

Rx only



PRINCIPAL DISPLAY PANEL - 70 mg Vial Carton

NDC 72843-533-01

Caspofungin Acetate

For Injection

70 mg*/vial

FOR INTRAVENOUS USE ONLY

*Vial contains 70 mg caspofungin equivalent to 77.7 mg caspofungin acetate. Reconstitute with 10.8 mL of diluent to obtain a concentration of 7 mg/mL.

Discard unused portion.

Requires further dilution prior to infusion.

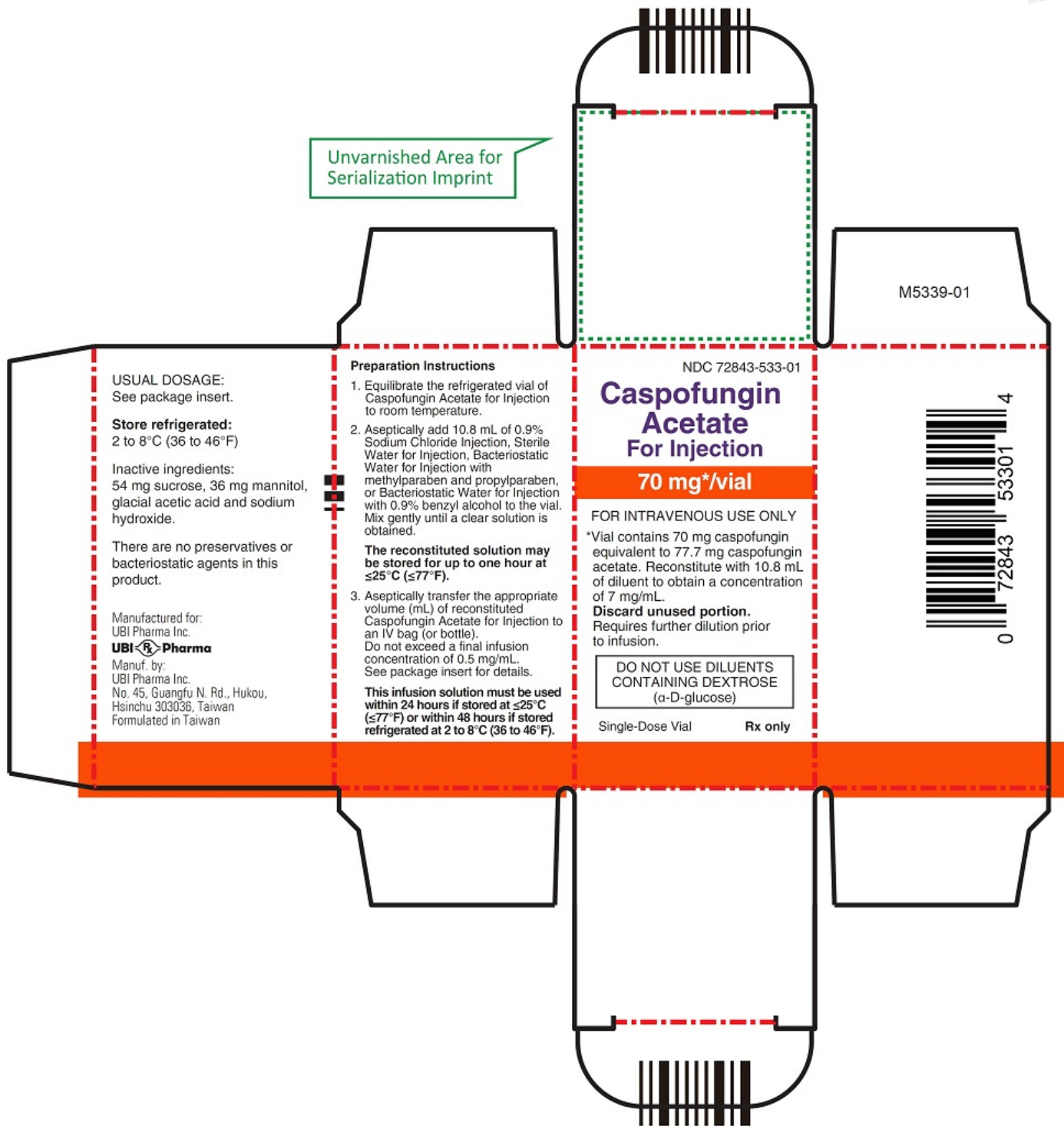
DO NOT USE DILUENTS

CONTAINING DEXTROSE

(α -D-glucose)

Single-Dose Vial

Rx only



CASPOFUNGIN ACETATE

caspofungin acetate injection, powder, lyophilized, for solution

Product Information

Product Type	HUMAN PRESCRIPTION DRUG	Item Code (Source)	NDC:72843-434
Route of Administration	INTRAVENOUS		

Active Ingredient/Active Moiety

Ingredient Name		Basis of Strength	Strength	
CASPOFUNGIN ACETATE (UNII: VUW370O5QE) (CASPOFUNGIN - UNII:F0XDI6ZL63)		CASPOFUNGIN ACETATE	5 mg in 1 mL	
Inactive Ingredients				
Ingredient Name		Strength		
ACETIC ACID (UNII: Q40Q9N063P)				
MANNITOL (UNII: 3OWL53L36A)		2.4 mg in 1 mL		
SODIUM HYDROXIDE (UNII: 55X04QC32I)				
SUCROSE (UNII: C151H8M554)		3.6 mg in 1 mL		
Packaging				
#	Item Code	Package Description	Marketing Start Date	Marketing End Date
1	NDC:72843-434-01	1 in 1 CARTON	10/01/2021	
1		10.8 mL in 1 VIAL, SINGLE-DOSE; Type 0: Not a Combination Product		
Marketing Information				
Marketing Category	Application Number or Monograph Citation	Marketing Start Date	Marketing End Date	
ANDA	ANDA211263	10/01/2021		

CASPOFUNGIN ACETATE

caspofungin acetate injection, powder, lyophilized, for solution

Product Information			
Product Type	HUMAN PRESCRIPTION DRUG	Item Code (Source)	NDC:72843-533
Route of Administration	INTRAVENOUS		
Active Ingredient/Active Moiety			
Ingredient Name		Basis of Strength	Strength
CASPOFUNGIN ACETATE (UNII: VUW370O5QE) (CASPOFUNGIN - UNII:F0XDI6ZL63)		CASPOFUNGIN ACETATE	7 mg in 1 mL
Inactive Ingredients			
Ingredient Name		Strength	
ACETIC ACID (UNII: Q40Q9N063P)			
MANNITOL (UNII: 3OWL53L36A)		3.3 mg in 1 mL	
SODIUM HYDROXIDE (UNII: 55X04QC32I)			
SUCROSE (UNII: C151H8M554)		5 mg in 1 mL	

Packaging

#	Item Code	Package Description	Marketing Start Date	Marketing End Date
1	NDC:72843-533-01	1 in 1 CARTON	10/01/2021	
1		10.8 mL in 1 VIAL, SINGLE-DOSE; Type 0: Not a Combination Product		

Marketing Information

Marketing Category	Application Number or Monograph Citation	Marketing Start Date	Marketing End Date
ANDA	ANDA211263	10/01/2021	

Labeler - UBI Pharma Inc. (658871159)

Establishment

Name	Address	ID/FEI	Business Operations
UBI Pharma Inc.		658871159	manufacture(72843-434, 72843-533)

Revised: 10/2021

UBI Pharma Inc.