

AREXVY- respiratory syncytial virus vaccine recombinant, adjuvanted GlaxoSmithKline Biologicals SA

HIGHLIGHTS OF PRESCRIBING INFORMATION

These highlights do not include all the information needed to use AREXVY safely and effectively. See full prescribing information for AREXVY.

AREXVY (Respiratory Syncytial Virus Vaccine, Adjuvanted) for injectable suspension, for intramuscular use
Initial U.S. Approval: 2023

RECENT MAJOR CHANGES

Indications and Usage (1)

6/2024

INDICATIONS AND USAGE

AREXVY is a vaccine indicated for active immunization for the prevention of lower respiratory tract disease (LRTD) caused by respiratory syncytial virus (RSV) in:

- individuals 60 years of age and older; (1)
- individuals 50 through 59 years of age who are at increased risk for LRTD caused by RSV. (1)

DOSAGE AND ADMINISTRATION

For intramuscular use.

AREXVY is administered as a single 0.5 mL dose (2.1)

DOSAGE FORMS AND STRENGTHS

For injectable suspension. AREXVY is supplied as a single-dose vial of lyophilized antigen component to be reconstituted with the accompanying vial of adjuvant suspension component. A single dose after reconstitution is 0.5 mL. (3)

CONTRAINDICATIONS

History of severe allergic reaction (e.g., anaphylaxis) to any component of the vaccine. (4)

ADVERSE REACTIONS

- The most commonly reported adverse reactions ($\geq 10\%$), in individuals 60 years of age and older, were injection site pain (60.9%), fatigue (33.6%), myalgia (28.9%), headache (27.2%), and arthralgia (18.1%). (6.1)
- The most commonly reported adverse reactions ($\geq 10\%$), in individuals 50 through 59 years of age, were injection site pain (75.8%), fatigue (39.8%), myalgia (35.6%), headache (31.7%), arthralgia (23.4%), erythema (13.2%), and swelling (10.4%). (6.1)

To report SUSPECTED ADVERSE REACTIONS, contact GlaxoSmithKline at 1-888-825-5249 or VAERS at 1-800-822-7967 or www.vaers.hhs.gov.
See 17 for PATIENT COUNSELING INFORMATION.

Revised: 8/2024

FULL PRESCRIBING INFORMATION: CONTENTS*

1 INDICATIONS AND USAGE

2 DOSAGE AND ADMINISTRATION

2.1 Dose and Schedule

2.2 Preparation

2.3 Administration

3 DOSAGE FORMS AND STRENGTHS

4 CONTRAINDICATIONS

5 WARNINGS AND PRECAUTIONS

- 5.1 Preventing and Managing Allergic Vaccine Reactions
- 5.2 Syncope
- 5.3 Altered Immunocompetence

6 ADVERSE REACTIONS

- 6.1 Clinical Trials Experience

8 USE IN SPECIFIC POPULATIONS

- 8.1 Pregnancy
- 8.2 Lactation
- 8.4 Pediatric Use
- 8.5 Geriatric Use

11 DESCRIPTION

12 CLINICAL PHARMACOLOGY

- 12.1 Mechanism of Action

13 NONCLINICAL TOXICOLOGY

- 13.1 Carcinogenesis, Mutagenesis, Impairment of Fertility

14 CLINICAL STUDIES

- 14.1 Efficacy in Individuals 60 Years of Age and Older
- 14.2 Immunogenicity in Individuals 50 through 59 Years of Age at Increased Risk for LRTD caused by RSV
- 14.3 Concomitant Administration

16 HOW SUPPLIED/STORAGE AND HANDLING

- 16.1 Storage before Reconstitution
- 16.2 Storage after Reconstitution

17 PATIENT COUNSELING INFORMATION

* Sections or subsections omitted from the full prescribing information are not listed.

FULL PRESCRIBING INFORMATION

1 INDICATIONS AND USAGE

AREXVY is a vaccine indicated for active immunization for the prevention of lower respiratory tract disease (LRTD) caused by respiratory syncytial virus (RSV) in:

- individuals 60 years of age and older;
- individuals 50 through 59 years of age who are at increased risk for LRTD caused by RSV.

2 DOSAGE AND ADMINISTRATION

2.1 Dose and Schedule

Administer a single dose (0.5 mL) of AREXVY as an intramuscular injection.

2.2 Preparation

AREXVY is supplied in 2 vials that must be combined prior to administration. Prepare AREXVY by reconstituting the lyophilized antigen component (a sterile white powder) with the accompanying adjuvant suspension component (an opalescent, colorless to pale brownish sterile liquid). Use only the supplied adjuvant suspension component for reconstitution. The reconstituted vaccine should be an opalescent, colorless to pale brownish liquid. Parenteral drug products should be inspected visually for particulate matter and discoloration prior to administration, whenever solution and container permit. If either of these conditions exists, the vaccine should not be administered.



Figure 1. Cleanse both vial stoppers. Using a sterile needle and sterile syringe, withdraw the entire contents of the vial containing the adjuvant suspension component (liquid) by slightly tilting the vial. Vial 1 of 2.

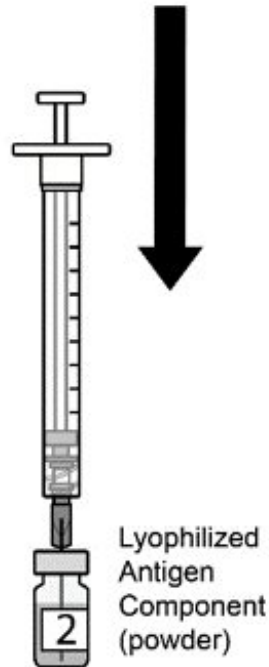


Figure 2. Slowly transfer entire contents of syringe into the lyophilized antigen component vial (powder). Vial 2 of 2.



Figure 3. Gently swirl the vial until powder is completely dissolved. **Do not shake vigorously.**

Figure 4. After reconstitution, withdraw 0.5 mL from the vial containing the reconstituted vaccine and administer intramuscularly.

2.3 Administration

For intramuscular use.

After reconstitution, administer AREXVY immediately or store protected from light in the refrigerator between 2°C and 8°C (36°F to 46°F) or at room temperature [up to 25°C (77°F)] and use within 4 hours. Discard reconstituted vaccine if not used within 4 hours.

3 DOSAGE FORMS AND STRENGTHS

For injectable suspension. AREXVY is supplied as a single-dose vial of lyophilized antigen component to be reconstituted with the accompanying vial of adjuvant suspension component. A single dose after reconstitution is 0.5 mL.

4 CONTRAINDICATIONS

Do not administer AREXVY to anyone with a history of a severe allergic reaction (e.g., anaphylaxis) to any component of AREXVY [see *Description (11)*].

5 WARNINGS AND PRECAUTIONS

5.1 Preventing and Managing Allergic Vaccine Reactions

Appropriate medical treatment must be immediately available to manage potential anaphylactic reactions following administration of AREXVY.

5.2 Syncope

Syncope (fainting) may occur in association with administration of injectable vaccines, including AREXVY. Procedures should be in place to avoid injury from fainting.

5.3 Altered Immunocompetence

Immunocompromised persons, including those receiving immunosuppressive therapy, may have a diminished immune response to AREXVY.

6 ADVERSE REACTIONS

In a clinical trial conducted in participants 60 years of age and older (NCT04886596), the most commonly reported adverse reactions ($\geq 10\%$) were injection site pain (60.9%), fatigue (33.6%), myalgia (28.9%), headache (27.2%), and arthralgia (18.1%).

In a clinical trial conducted in participants 50 through 59 years of age (NCT05590403), the most commonly reported adverse reactions ($\geq 10\%$) were injection site pain (75.8%), fatigue (39.8%), myalgia (35.6%), headache (31.7%), arthralgia (23.4%), erythema (13.2%), and swelling (10.4%).

6.1 Clinical Trials Experience

Because clinical trials are conducted under widely varying conditions, adverse reaction rates observed in the clinical trials of a vaccine cannot be directly compared with rates in the clinical trials of another vaccine and may not reflect the rates observed in practice.

Individuals 60 Years of Age and Older

The safety of AREXVY was evaluated in 15,845 vaccine recipients.

Study 1 (NCT04886596) is a placebo-controlled, Phase 3 clinical study conducted in Europe, North America, Asia, and the Southern Hemisphere (South Africa, Australia, and New Zealand), involving 24,966 participants, 60 years of age and older, who received

AREXVY (n = 12,467) or saline placebo (n = 12,499). Study 2 (NCT04732871) is a non-placebo-controlled, open-label, Phase 3 clinical study conducted in Europe, North America, and Asia, involving 1,653 participants, 60 years of age and older, who received AREXVY. Study 3 (NCT04841577) is a non-placebo-controlled, open-label, Phase 3 clinical study conducted in New Zealand, Panama, and South Africa, involving participants 60 years of age and older who received 1 dose of AREXVY and FLUARIX QUADRIVALENT concomitantly (n = 442) or sequentially (n = 443).

At the time of vaccination in Study 1, the median age of the population was 69.0 years; 13,943 (55.8%) participants were 60 to 69 years of age, 8,978 (36.0%) participants were 70 to 79 years of age, and 2,045 (8.2%) participants were 80 years of age and older. The majority of participants were White (79.4%), followed by Black (8.7%), Asian (7.6%), and other racial/ethnic groups (4.3%); 5.5% were of Hispanic or Latino ethnicity; 51.7% were female. In Study 2, the median age of the population at the time of vaccination was 69.0 years; 820 (49.6%) participants were 60 to 69 years of age, 621 (37.6%) participants were 70 to 79 years of age, and 212 (12.8%) participants were 80 years of age and older. In Study 2, the majority of participants were White (67.8%), followed by Asian (30.0%), Black (2.0%), and other racial/ethnic groups (0.2%); 1.9% were of Hispanic or Latino ethnicity; 54.6% were female. In Study 3, the median age of the population at the time of the vaccination was 67.0 years; 519 (58.6%) participants were 60 to 69 years of age, 288 (32.5%) participants were 70 to 79 years of age, and 78 (8.8%) participants were 80 years of age and older, respectively. In Study 3, the majority of the participants were of mixed race (50.3%), followed by White (30.7%), and Black (16.0%); 34.7% were of Hispanic or Latino ethnicity; 51.5% were female.

Safety Data from Study 1

Solicited Adverse Reactions: In Study 1, a subset of study participants (solicited safety set) was monitored for solicited adverse reactions using standardized paper diary cards during the 4 days (i.e., day of vaccination and the next 3 days) following a dose of AREXVY or placebo; 879 participants received AREXVY and 874 participants received placebo. The other study participants did not prospectively record solicited reactions on a diary card but may have reported them as unsolicited adverse reactions.

The reported frequencies of specific solicited local (administration site) and systemic adverse reactions (per participant) are presented in Table 1.

Table 1. Percentage of Participants with Solicited Local Adverse Reactions and Systemic Adverse Reactions within 4 Days of Vaccination in Individuals 60 Years of Age and Older (Solicited Safety Set with 4-Day Diary Card)

Local Adverse Reactions	AREXVY % N = 879	Placebo^a % N = 874
Pain, Any ^b	60.9	9.3
Pain, Grade 3 ^b	1	0
Erythema, >20 mm	7.5	0.8
Erythema, >100 mm	0.2	0
Swelling, >20 mm	5.5	0.6
Swelling, >100 mm	0.2	0
Systemic Adverse		

Reactions	N = 879	N = 878
Fatigue, Any ^c	33.6	16.1
Fatigue, Grade 3 ^c	1.7	0.5
Myalgia, Any ^c	28.9	8.2
Myalgia, Grade 3 ^c	1.4	0.3
Headache, Any ^c	27.2	12.6
Headache, Grade 3 ^c	1.3	0
Arthralgia, Any ^c	18.1	6.4
Arthralgia, Grade 3 ^c	1.3	0.6
Fever, $\geq 38.0^{\circ}\text{C}/100.4^{\circ}\text{F}^{\text{d}}$	2.0	0.3
Fever, $> 39.0^{\circ}\text{C}/102.2^{\circ}\text{F}^{\text{d}}$	0.1	0.1

N = Exposed set for solicited safety set included all participants with at least 1 documented dose.

^a Placebo was a saline solution.

^b Any grade pain: Defined as any pain neither interfering with nor preventing normal everyday activities (Grade 1), painful when limb is moved and interferes with everyday activities (Grade 2), or significant pain at rest and prevents normal everyday activities (Grade 3).

^c Any grade fatigue, myalgia, headache, arthralgia: Defined as event easily tolerated (Grade 1), interfering with normal activity (Grade 2), or preventing normal activity (Grade 3).

^d Temperature taken by any route (oral, axillary, or tympanic).

In the solicited safety set, the local administration site adverse reactions reported with AREXVY had a median duration of 2 days, and the systemic adverse reactions reported with AREXVY had a median duration ranging between 1 and 2 days.

Unsolicited Adverse Events: In all participants from Study 1, unsolicited adverse events were monitored using paper diary cards during the 30-day period following vaccination (day of vaccination and the next 29 days).

Among participants in the solicited safety set, (AREXVY, n = 879 or placebo, n = 878), unsolicited adverse events occurring within 30 days after vaccination were reported in 14.9% and 14.6% of participants who received AREXVY and placebo, respectively.

In the exposed set, 24,966 participants 60 years of age and older, received at least 1 dose of AREXVY (n = 12,467) or placebo (n = 12,499). Unsolicited adverse events occurring within 30 days of vaccination were reported in 33.0% and 17.8% of participants, respectively. The higher frequency of reported unsolicited adverse events among participants who received AREXVY, compared to participants who received placebo, was primarily attributed to events that are consistent with adverse reactions solicited among participants in the reactogenicity subset. Within 30 days after vaccination, atrial fibrillation was reported in 10 participants who received AREXVY and 4 participants who received placebo (of which 7 events in AREXVY arm and 1 event in placebo arm were serious); the onset of symptoms ranged from 1 to 30 days post vaccination. The currently available information on the atrial fibrillation is insufficient to determine a causal relationship to the vaccine. There were no other notable patterns or numerical imbalances between groups for specific categories of unsolicited adverse events.

Serious Adverse Events: In Study 1, participants were monitored for all serious adverse events (SAEs) that occurred during the 6-month period following administration of AREXVY (n = 12,467) or placebo (n = 12,499).

SAEs with onset within 6 months following vaccination were reported at similar rates in participants who received AREXVY (4.2%) or placebo (4.0%). Serious events of atrial fibrillation were reported in 13 participants who received AREXVY and 15 participants who received placebo within 6 months after vaccination.

Deaths: Up to approximately 12 months post-vaccination in the ongoing Study 1, adverse events leading to death were reported for 102 participants (0.8%) who received a single dose of AREXVY (n = 12,470) and for 108 participants (0.9%) who received placebo (n = 12,503). Based on available information, there is no evidence of causal relationship to AREXVY. Causes of death among participants were consistent with those generally reported in adult and elderly populations.

Potential Immune-Mediated Diseases: In Study 1, participants were monitored for all potential immune-mediated diseases (pIMDs) that occurred during the 6-month period following administration of AREXVY (n = 12,467) or placebo (n = 12,499).

New onset pIMDs or exacerbation of existing pIMDs within 6 months following vaccination were reported for 0.3% of participants who received AREXVY and 0.3% of participants who received placebo. There were no notable imbalances between study groups in individual pIMDs reported.

Serious Adverse Events Reported from Other Studies

Study 2: Guillain-Barré syndrome beginning 9 days after AREXVY vaccination was reported in a participant enrolled in a study site in Japan.

Study 3: Acute disseminated encephalomyelitis (ADEM) was reported in 2 participants enrolled in a study site in South Africa; the onset of the symptoms was 7 and 22 days post vaccination, respectively. One event was fatal and the other non-fatal. These participants received AREXVY concomitantly with FLUARIX QUADRIVALENT. For both events, magnetic resonance imaging and cerebrospinal fluid analyses were not performed.

Individuals 50 through 59 Years of Age

Study 4 (NCT05590403) was a Phase 3, observer-blind, randomized, placebo-controlled study conducted in Argentina, Canada, Germany, Japan, the Netherlands, Poland, Spain, and the U.S., in participants 50 through 59 years of age (n = 769 AREXVY; n = 383 saline placebo), including a subset of participants with stable chronic medical conditions associated with an increased risk for LRTD caused by RSV defined as chronic pulmonary disease, chronic cardiovascular disease, diabetes, chronic kidney or liver disease (n = 386 AREXVY; n = 191 saline placebo). The study also enrolled participants 60 years of age and older (n = 381 AREXVY) [see *Clinical Studies (14.2)*].

At the time of vaccination in Study 4, the median age was 57 years for the entire study population and 55 years for the age group 50 through 59 years. The racial/ethnic and sex distribution of study participants were similar in the two age groups. The majority of participants were White (83.8%), followed by Asian (11.2%), Black (3.3%), and other racial/ethnic groups (1.7%); 14.3% were of Hispanic or Latino ethnicity; 52.1% were female.

In Study 4, all participants were monitored for solicited adverse reactions during the 4 days following vaccination (i.e., day of vaccination and the next 3 days) and for unsolicited adverse events, during the 30-day period following vaccination (day of vaccination and the next 29 days), using standardized paper diary cards. Participants were monitored for all SAEs and for all pIMDs (serious and non-serious cases) that occurred during the 6-month period following vaccination. Among participants, 99.2% have completed at least 6 months of follow-up following vaccination.

Solicited Adverse Reactions: The reported frequencies of specific solicited, local (administration site), and systemic adverse reactions among participants 50 through 59 years of age are presented in Table 2.

Table 2. Percentage of Participants with Solicited Local Adverse Reactions and Systemic Adverse Reactions within 4 Days of Vaccination from Study 4 (Exposed Set)

Local Adverse Reactions	AREXVY 50 through 59 Years of Age % N = 756	Placebo^a 50 through 59 Years of Age % N = 379
Pain, Any ^b	75.8	12.1
Pain, Grade 3 ^b	3.4	0.3
Erythema, >20 mm	13.2	0.5
Erythema, >100 mm	0.5	0
Swelling, >20 mm	10.4	0.8
Swelling, >100 mm	0.1	0
Systemic Adverse Reactions	N = 756	N = 380
Fatigue, Any ^c	39.8	18.2
Fatigue, Grade 3 ^c	2.8	0.8
Myalgia, Any ^c	35.6	9.7
Myalgia, Grade 3 ^c	2.5	0.5
Headache, Any ^c	31.7	16.8
Headache, Grade 3 ^c	2.6	1.1
Arthralgia, Any ^c	23.4	7.9
Arthralgia, Grade 3 ^c	1.7	0.8
Fever, $\geq 38.0^{\circ}\text{C}/100.4^{\circ}\text{F}^{\text{d}}$	3.2	1.1
Fever, $>39.0^{\circ}\text{C}/102.2^{\circ}\text{F}^{\text{d}}$	0.1	0.5

N = Exposed set included all participants with at least 1 documented dose and with completed diary card.

^a Placebo was a saline solution.

^b Any grade pain: Defined as any pain neither interfering with nor preventing normal everyday activities (Grade 1), painful when limb is moved and interferes with everyday activities (Grade 2), or significant pain at rest and prevents normal everyday activities (Grade 3).

^c Any grade fatigue, myalgia, headache, arthralgia: Defined as event easily tolerated (Grade 1), interfering with normal activity (Grade 2), or preventing normal activity (Grade 3).

^d Temperature taken by any route (oral or axillary).

The rates of solicited local and systemic adverse reactions (Table 2) were similar in participants 50 through 59 years of age either with or without pre-defined, stable, chronic medical conditions associated with an increased risk for LRTD caused by RSV.

Overall, the median duration of solicited local adverse reactions and solicited systemic adverse reactions after AREXVY vaccination was 2-3 days and 1-2 days, respectively.

Unsolicited Adverse Events: Unsolicited adverse events within 30 days after vaccination were reported in 13.8% of participants, 50 through 59 years of age, who received AREXVY (N = 769) compared to 12.0% of participants who received placebo (N = 383). Within 30 days after vaccination, there were no cases of atrial fibrillation reported in participants 50 through 59 years of age.

Serious Adverse Events: In Study 4, participants were monitored for all SAEs that occurred during the 6-month period following administration of AREXVY (N = 769) or placebo (N = 383). Among participants 50 through 59 years of age, SAEs with onset within 6 months post vaccination were reported in 2.3% of those who received AREXVY and 2.1% of those who received placebo.

Deaths: Among participants 50 through 59 years of age, adverse events leading to death within 12 months after vaccination were reported for 4 (0.5%) participants who received AREXVY (N = 769) and 1 (0.3%) participant who received placebo (N = 383). None of these deaths were considered causally related to AREXVY.

Potential Immune-Mediated Diseases: In Study 4, participants were monitored for all pIMDs that occurred during the 6-month period following administration of AREXVY (N = 769) or placebo (N = 383). Among participants 50 through 59 years of age, new onset pIMDs or exacerbation of existing pIMDs with onset within 6 months post vaccination were reported in 0.5% of those who received AREXVY and 0.3% of those who received placebo. There were no notable imbalances between study groups in individual pIMDs reported.

8 USE IN SPECIFIC POPULATIONS

8.1 Pregnancy

Risk Summary

All pregnancies have a risk of birth defect, loss, or other adverse outcomes. In the U.S. general population, the estimated background risk of major birth defects and miscarriage in clinically recognized pregnancies is 2% to 4% and 15% to 20%, respectively.

AREXVY is not approved for use in persons <50 years of age.

In a clinical study that enrolled pregnant individuals who received an investigational unadjuvanted RSV vaccine that contained the same RSVPreF3 antigen as AREXVY, an increase in preterm births was observed compared to pregnant individuals who received placebo (sucrose reconstituted with saline).

A developmental and reproductive toxicology study was performed in female rabbits

administered AREXVY prior to mating and during gestation (0.5 mL at each occasion). This study revealed no adverse effects on female fertility, embryo-fetal, pre-weaning and post-natal development (see *Data*).

Data

Human Data: There are no data on the use of AREXVY in pregnant individuals. In a randomized controlled clinical trial that enrolled pregnant individuals in a 2:1 ratio, 3,557 received an investigational unadjuvanted RSV vaccine that contained the same RSVPreF3 antigen as AREXVY and 1,771 received placebo (sucrose reconstituted with saline) at 24 to 34 weeks gestation. In the vaccine and placebo groups, 6.81% and 4.95% of preterm births were reported.

Animal Data: In a developmental toxicity study, female rabbits were administered AREXVY by intramuscular injection 28 and 14 days prior to mating, on gestation Days 3, 9, 16, and 24, and on lactation Day 7. The total dose was 0.5 mL on each occasion (a single human dose of AREXVY is 0.5 mL). No adverse effects on female fertility or pre-weaning development up to post-natal Day 35 were observed.

8.2 Lactation

Risk Summary

It is not known whether AREXVY is excreted in human milk. AREXVY is not approved for use in persons <50 years of age. No human or animal data are available to assess the effects of AREXVY on the breastfed infant or on milk production/excretion.

The developmental and health benefits of breastfeeding should be considered along with the mother's clinical need for AREXVY and any potential adverse effects on the breastfed child from AREXVY or from the underlying maternal condition. For preventive vaccines, the underlying maternal condition is susceptibility to disease prevented by the vaccine.

8.4 Pediatric Use

Evidence from an animal model strongly suggests that AREXVY would be unsafe in individuals younger than 2 years of age because of an increased risk of enhanced respiratory disease. Safety and effectiveness in individuals 2 years through 17 years of age have not been established.

8.5 Geriatric Use

Of the total number of participants (N = 24,966) who received AREXVY or placebo in Study 1 (NCT04886596), 13,943 (55.8%) were 60 to 69 years of age, 8,978 (36.0%) were 70 to 79 years of age, and 2,045 (8.2%) were 80 years of age and older [see *Adverse Reactions (6.1)*, *Clinical Studies (14.1)*].

11 DESCRIPTION

AREXVY (Respiratory Syncytial Virus Vaccine, Adjuvanted) is a sterile injectable suspension for intramuscular use. The vaccine is supplied as a vial of lyophilized recombinant respiratory syncytial virus glycoprotein F stabilized in pre-fusion conformation (RSVPreF3) as the antigen component, which must be reconstituted at the

time of use with the accompanying vial of AS01_E adjuvant as the adjuvant suspension component.

The RSVPreF3 antigen is expressed by culturing genetically engineered Chinese Hamster Ovary cells in media containing no antibiotics or animal-derived proteins. The RSVPreF3 protein is purified by several chromatographic and filtration steps, formulated with excipients, filled into vials, and lyophilized.

The AS01_E adjuvant is composed of 3-*O*-desacyl-4'-monophosphoryl lipid A (MPL) from *Salmonella minnesota* and QS-21, a saponin purified from plant extract *Quillaja saponaria* Molina, combined in a liposomal formulation. The liposomes are composed of dioleoyl phosphatidylcholine (DOPC) and cholesterol in a phosphate-buffered saline solution containing disodium phosphate anhydrous, potassium dihydrogen phosphate, sodium chloride, and water for injection.

After reconstitution, each 0.5 mL dose is formulated to contain 120 mcg of the recombinant RSVPreF3 antigen, 25 mcg of MPL, and 25 mcg of QS-21. Each dose also contains 14.7 mg of Trehalose, 4.4 mg of sodium chloride, 0.83 mg of potassium dihydrogen phosphate, 0.26 mg of dipotassium phosphate, 0.18 mg of polysorbate 80, 0.15 mg of disodium phosphate anhydrous, 0.5 mg of DOPC, and 0.125 mg of cholesterol.

AREXVY contains no preservative. Each dose may also contain residual amounts of host cell proteins ($\leq 2.0\%$) and DNA (≤ 0.80 ng/mg) from the manufacturing process.

The vial stoppers are not made with natural rubber latex.

12 CLINICAL PHARMACOLOGY

12.1 Mechanism of Action

AREXVY induces an immune response against RSVpreF3 that protects against LRTD caused by RSV.

13 NONCLINICAL TOXICOLOGY

13.1 Carcinogenesis, Mutagenesis, Impairment of Fertility

AREXVY has not been evaluated for carcinogenic or mutagenic potential or for impairment of male fertility.

14 CLINICAL STUDIES

14.1 Efficacy in Individuals 60 Years of Age and Older

Efficacy of AREXVY against RSV-associated LRTD in individuals 60 years of age and older was evaluated in Study 1 (NCT04886596), an ongoing, Phase 3, randomized, placebo-controlled, observer-blind clinical study conducted in 17 countries from Northern and Southern Hemispheres. Participants are planned to be followed for up to 36 months.

The study excluded participants who were immunocompromised. Participants with pre-

existing, chronic, stable disease such as diabetes, hypertension, or cardiac disease were allowed to participate in the study if considered by the investigator as medically stable at the time of vaccination.

The primary population for efficacy analysis (referred to as the modified exposed set), included individuals 60 years of age and older receiving 1 dose of AREXVY or placebo and who did not report an RSV-confirmed acute respiratory illness [ARI] prior to Day 15 after vaccination.

The primary efficacy analysis over the first RSV season included 24,960 participants randomized equally to receive 1 dose of AREXVY (n = 12,466) or placebo (n = 12,494). At the time of the primary efficacy analysis, participants had been followed for the development of RSV-associated LRTD for up to 10 months (median of 6.7 months).

The efficacy analysis up to the end of the second RSV season included participants who received a single dose of AREXVY before Season 1 (n = 12,469); due to valid informed consent obtained from some participants initially excluded from the primary efficacy analysis, there are higher number of participants in the end of Season 2 analysis. Pre-Season 2, participants who received AREXVY were re-randomized to receive placebo (n = 4,991) or a second dose of AREXVY (n = 4,966). Participants who received placebo before Season 1 (n = 12,498) received a second dose of placebo before Season 2 (n = 10,031). The participants were followed for a median time of 17.8 months over 2 RSV seasons in Study 1 (up to end of second season in Northern Hemisphere). Among Study 1 participants in the modified exposed set for the analysis of efficacy over the first RSV season, 51.7% were female; 79.4% were White, 8.7% were Black, 7.6% were Asian, and 4.3% were of other racial/ethnic groups including American Indian or Alaska Native, Native Hawaiian or Other Pacific Islander; 5.5% were of Hispanic or Latino ethnicity. The median age of participants was 69.0 years.

At baseline, 39.3% of participants had at least one comorbidity of interest; 19.7% of participants had an underlying cardiorespiratory condition (chronic obstructive pulmonary disease, asthma, any chronic respiratory/pulmonary disease, or chronic heart failure) and 25.8% of participants had endocrine and metabolic conditions (diabetes, advanced liver or renal disease). Among participants in the modified exposed set for the analysis of efficacy over 2 RSV seasons, demographic and baseline characteristics were similar to those in the modified exposed set for the analysis of efficacy over the first RSV season.

In Study 1, confirmed RSV cases were determined by quantitative Reverse Transcription Polymerase Chain Reaction (qRT-PCR) on a nasopharyngeal swab during all ARI episodes. ARI was defined by the presence of at least 2 respiratory symptoms/signs for at least 24 hours (nasal congestion, sore throat, lower respiratory symptoms/signs, as described below), or at least 1 respiratory symptom/sign plus 1 systemic symptom/sign (fever or feverishness, fatigue, body aches, headache, decreased appetite) for at least 24 hours. LRTD was defined based on the following criteria: the participant must have experienced at least 2 lower respiratory symptoms/signs, including at least 1 lower respiratory sign for at least 24 hours, or experienced at least 3 lower respiratory symptoms for at least 24 hours. Lower respiratory symptoms included: new or increased sputum, new or increased cough, new or increased dyspnea (shortness of breath). Lower respiratory signs included: new or increased wheezing, crackles/rhonchi, respiratory rate ≥ 20 respirations/min, low or decreased oxygen saturation (O_2 saturation $< 95\%$ or $\leq 90\%$ if baseline is $< 95\%$), need for oxygen supplementation.

In Study 1, a severe RSV-associated LRTD was defined as an RT-PCR confirmed RSV-associated LRTD with at least 2 lower respiratory signs, or preventing normal, everyday activities or requiring supportive therapy.

Efficacy against Respiratory Syncytial Virus-Associated Lower Respiratory Tract Disease over the First Respiratory Syncytial Virus Season

The primary objective was to demonstrate the efficacy of AREXVY in the prevention of a first episode of confirmed RSV-A and/or B associated LRTD during the first season.

Compared with placebo, AREXVY significantly reduced the risk of developing RSV-associated LRTD by 82.6% (96.95% CI [57.9, 94.1]) in participants 60 years of age and older, which met the pre-specified success criterion for the primary study objective (Table 3). The median duration of efficacy follow-up was 6.7 months.

Vaccine efficacy analyses by age subgroup and for participants with at least one comorbidity of interest are presented in Table 3.

The vaccine efficacy against RSV A-associated LRTD cases and RSV B-associated LRTD cases was 84.6% (95% CI [32.1, 98.3]) and 80.9% (95% CI [49.4, 94.3]), respectively.

Table 3. Efficacy Analyses over the First Respiratory Syncytial Virus Season: First Respiratory Syncytial Virus-Associated Lower Respiratory Tract Disease Overall, by Age and Comorbidity Subgroups in Study 1^a (Modified Exposed Set)

Subgroup	AREXVY			Placebo			% Efficacy (CI) ^b
	N	n	Incidence Rate per 1,000 Person-Years	N	n	Incidence Rate per 1,000 Person-Years	
Overall (≥60 years)	12,466	7	1.0	12,494	40	5.8	82.6 (57.9, 94.1)
60 to 69 years	6,963	4	1.0	6,979	21	5.5	81.0 (43.6, 95.3)
70 to 79 years	4,487	1	0.4	4,487	16	6.5	93.8 (60.2, 99.9)
≥80 years	1,016	2	3.6	1,028	3	5.4	33.8 (-477.7, 94.5) ^c
Participants with at least 1 comorbidity of interest	4,937	1	0.4	4,861	18	6.6	94.6 (65.9, 99.9)

Two-sided exact CI for vaccine efficacy is derived based on Poisson model adjusted by age categories and regions.

N = Number of participants included in each group.

n = Number of participants having first occurrence of RSV-confirmed LRTD occurring from Day 15 post-vaccination.

^a Study 1: NCT04886596.

^b CI = Confidence Interval (96.95% for the overall ≥60 years and 95% for all

subgroup analyses).

^c Vaccine Efficacy (VE) for ≥ 80 years cannot be reliably estimated due to the low number of cases accrued in this age group.

Compared with placebo, AREXVY significantly reduced the risk of developing RSV-associated LRTD by 84.4% (95% CI [46.9, 97.0]) in participants 70 years of age and older.

Compared with placebo, AREXVY significantly reduced the risk of developing severe RSV-associated LRTD by 94.1% (95% CI [62.4, 99.9]) in participants 60 years of age and older. One case of severe RSV-associated LRTD in the group that received AREXVY and 17 cases in the group that received placebo were reported, amongst which 2 cases required supportive therapy i.e., oxygen supplementation.

Efficacy against Respiratory Syncytial Virus-Associated Lower Respiratory Tract Disease over 2 Respiratory Syncytial Virus Seasons

Over 2 RSV seasons in Study 1 (up to end of second season in Northern Hemisphere), with a median follow-up time of 17.8 months in participants who received 1 dose of AREXVY or placebo, vaccine efficacy against RSV-associated LRTD was 67.2% (97.5% CI [48.2, 80.0]) in participants 60 years of age and older.

Vaccine efficacy analyses by age subgroup and for participants with at least one comorbidity of interest are presented in Table 4.

Table 4. Efficacy Analyses over 2 Respiratory Syncytial Virus Seasons: First Respiratory Syncytial Virus-Associated Lower Respiratory Tract Disease Overall, by Age and Comorbidity Subgroups in Study 1^a (Modified Exposed Set)

Subgroup	AREXVY ^b			Placebo			% Efficacy ^c (CI) ^d
	N	n	Incidence Rate per 1,000 Person-Years	N	n	Incidence Rate per 1,000 Person-Years	
Overall (≥ 60 years)	12,469	30	2.0	12,498	139	8.0	67.2 (48.2, 80.0)
60 to 69 years	6,963	17	2.1	6,981	74	7.7	65.4 (40.4, 80.9)
70 to 79 years	4,489	9	1.7	4,489	55	8.8	74.9 (48.4, 89.2)
≥ 80 years	1,017	4	3.5	1,028	10	7.2	38.4 (-118.2, 86.1) ^e
Participants with at least 1 comorbidity of interest	4,983	16	2.7	4,919	72	10.6	66.7 (41.8, 82.0)

Two-sided exact CI for vaccine efficacy is derived based on Poisson model adjusted by age categories, regions and season.

N = Number of participants included in each group.

n = Number of participants having first occurrence of RSV-confirmed LRTD occurring from Day 15 post-vaccination.

^aStudy 1: NCT04886596.

^bParticipants who received a second dose of Arexvy did not contribute to these efficacy analyses after receipt of Dose 2.

^cVE(%) Poisson method – adjusted by age, region, and season for overall (≥60 years) and participants with at least 1 comorbidity of interest and adjusted by region and season for analysis by age category.

^dCI = Confidence Interval (97.5% for the overall ≥60 years and 95% for all subgroup analyses).

^eVE for ≥80 years cannot be reliably estimated due to the low number of cases accrued in this age group.

The vaccine efficacy against RSV-associated LRTD was 69.3% (95% CI [43.4, 84.6]) in participants 70 years of age and older.

The vaccine efficacy against severe RSV-associated LRTD was 78.8% (95% CI [52.6, 92.0]) in participants 60 years of age and older (7 cases among participants who received AREXVY and 48 cases among participants who received placebo, amongst which supportive therapy (i.e., oxygen supplementation and positive airway pressure) was required for 1 case among participants who received AREXVY and 5 cases among participants who received placebo).

Efficacy against Respiratory Syncytial Virus-Associated Lower Respiratory Tract Disease over the Second Respiratory Syncytial Virus Season

In Study 1, the vaccine efficacy against RSV-associated LRTD over the second RSV season with median follow-up of 6.3 months was 56.1% (95% CI [28.2,74.4]) in participants 60 years of age and older (20 cases among participants who received AREXVY and 91 cases among participants who received placebo).

14.2 Immunogenicity in Individuals 50 through 59 Years of Age at Increased Risk for LRTD caused by RSV

In Study 4, individuals 50 through 59 years of age with an increased risk of LRTD caused by RSV due to certain chronic medical conditions (chronic pulmonary disease, chronic cardiovascular disease, diabetes, chronic kidney or liver disease) were randomized to receive AREXVY (n = 386) or saline placebo (n = 191). A comparator group of individuals 60 years and older also received AREXVY(n = 381) [see *Adverse Reactions (6.1)*].

Effectiveness of AREXVY in individuals 50 through 59 years of age with chronic medical conditions was assessed by a comparison of RSV neutralizing antibody responses induced by AREXVY in this age group to antibody responses of individuals 60 years of age and older. The neutralizing antibody responses to RSV-A and RSV-B subtypes in individuals 50 through 59 years of age with chronic medical conditions met the criteria for immunobridging, as the upper limit (UL) of the 2-sided 95% CI for the GMT ratio (GMT for individuals 60 years and older/GMT for individuals 50 through 59 years of age with chronic medical conditions) was ≤1.50 and the UL of the 2-sided 95% CIs for seroresponse rate (SRR) difference (SRR for individuals 60 years and older minus SRR for individuals 50 through 59 years of age with chronic medical conditions) was ≤10% for the RSV-A and RSV-B subtypes (see *Table 5*).

Table 5. Adjusted Geometric Mean Titer (GMT) Values, Adjusted GMT Ratios, Seroresponse Rate (SRR) Values and SRR Difference in Terms of RSV-A and RSV-B Neutralizing Titers (ED60) in Individuals 50 through 59 Years of Age with Stable Chronic Medical Conditions^a Compared to Individuals 60 Years of Age and Older - Per Protocol Set

RSV-A Neutralizing Titers (ED60)				
	Adjusted GMT^b (95% CI)	Adjusted GMT Ratio^b (95% CI)^c	SRR % (95% CI)	SRR Difference % (95% CI)^d
Individuals 60 years of age and older (N = 342)	7,440.1 (6,768.4, 8,178.5)		80.4 (75.8, 84.5)	
Individuals 50 through 59 years of age with chronic medical conditions (N = 343)	8,922.7 (8,118.2, 9,806.9)	0.8 (0.7, 1.0)	86.9 (82.8, 90.3)	-6.5 (-12.1, -0.9)
RSV-B Neutralizing Titers (ED60)				
	Adjusted GMT^b (95% CI)	Adjusted GMT Ratio^b (95% CI)^c	SRR % (95% CI)	SRR Difference % (95% CI)^d
Individuals 60 years of age and older (N = 341)	8,062.8 (7,395.9, 8,789.9)		74.5 (69.5, 79.0)	
Individuals 50 through 59 years of age with chronic medical conditions (N = 343)	10,054.7 (9,225.4, 10,958.7)	0.8 (0.7, 0.9)	81.6 (77.1, 85.6)	-7.2 (-13.3, -0.9)

ED60: Estimated Dilution 60; CI = Confidence Interval; GMT = Geometric Mean Titer; SRR = Seroresponse Rate (The SRR was defined as the percentage of participants having a fold increase in neutralization titers ≥ 4 at 1 month post-study intervention administration over pre-study intervention administration).

N = Number of participants with both pre- and post-vaccination results available.

^a Stable chronic medical conditions were those associated with an increased risk for LRTD caused by RSV defined as chronic pulmonary disease, chronic cardiovascular disease, diabetes, chronic kidney or liver disease.

^b Comparison is done using the group ratio of adjusted GMT (individuals 60 years of age and older/individuals 50 through 59 years of age with chronic medical conditions) (ANCOVA model applied to the logarithm 10 transformed titers). The ANCOVA model included the group as fixed effects and the pre-dose logarithm 10 titer as covariate.

c,d The prespecified criteria for non-inferiority of the immune responses were defined as the 2-sided 95% CI upper limits (UL) on the adjusted GMT ratios (GMT for individuals 60 years and older/GMT for individuals 50 through 59 years of age with chronic medical conditions) ≤ 1.5 and the UL of the 2-sided 95% CI on the SRR difference (SRR for individuals 60 years and older minus SRR for individuals 50 through 59 years of age with chronic medical conditions) $\leq 10\%$.

14.3 Concomitant Administration

In Study 3 (NCT04841577), an open-label, Phase 3, clinical study conducted in New Zealand, Panama, and South Africa, participants 60 years of age and older received 1 dose of AREXVY and FLUARIX QUADRIVALENT at Month 0 (n = 442) or 1 dose of FLUARIX QUADRIVALENT at Month 0 followed by a dose of AREXVY at Month 1 (n = 443).

There was no evidence for interference in the immune response to any of the antigens contained in both concomitantly administered vaccines. The criteria for non-inferiority of the immune responses in the control versus “co-administration” group were met as the 2-sided 95% confidence interval upper limits on the group geometric mean titer ratios were below 1.5 for the RSV-A neutralizing antibodies and haemagglutinin inhibition antibodies against the influenza strains A/Hong Kong/H3N2, A/Victoria/H1N1, B/Phuket/Yamagata, and B/Washington/Victoria.

Data are not available for concomitant administration with other vaccines.

16 HOW SUPPLIED/STORAGE AND HANDLING

AREXVY is supplied as 2 components: A single-dose vial of lyophilized antigen component (powder) and a single-dose vial of adjuvant suspension component (liquid) (packaged without syringes or needles).

Table 6: Product Presentation for AREXVY

Presentation	Carton NDC Number	Components	
		Adjuvant Suspension Component (liquid)	Lyophilized Antigen Component (powder)
Outer carton of 10 doses	58160-848-11	10 vials NDC 58160-744-03	10 vials NDC 58160-723-03

16.1 Storage before Reconstitution

Adjuvant suspension component vials: Store refrigerated between 2°C and 8°C (36°F and 46°F). Store in the original package in order to protect vials from light. Do not freeze. Discard if the adjuvant suspension component has been frozen.

Lyophilized antigen component vials: Store refrigerated between 2°C and 8°C (36°F and 46°F). Store in the original package in order to protect vials from light. Do not freeze. Discard if the antigen component has been frozen.

16.2 Storage after Reconstitution

- Administer immediately or store in the refrigerator between 2°C and 8°C (36°F to 46°F) or at room temperature [up to 25°C (77°F)] for up to 4 hours prior to use.
- Protect vials from light.
- Discard reconstituted vaccine if not used within 4 hours.
- Do not freeze. Discard if the vaccine has been frozen.

17 PATIENT COUNSELING INFORMATION

- Inform vaccine recipients of the potential benefits and risks of vaccination with AREXVY.
- Inform vaccine recipients about the potential for adverse reactions that have been observed following administration of AREXVY.
- Provide the Vaccine Information Statements, which are available free of charge at the Centers for Disease Control and Prevention (CDC) website (www.cdc.gov/vaccines).

Trademarks are owned by or licensed to the GSK group of companies.

Manufactured by **GlaxoSmithKline Biologicals**
Rixensart, Belgium, U.S. License 1617, and
Distributed by **GlaxoSmithKline**
Durham, NC 27701

©2024 GSK group of companies or its licensor.
ARV:3PI

PRINCIPAL DISPLAY PANEL

NDC 58160-848-11

AREXVY

Respiratory Syncytial Virus Vaccine, Adjuvanted

For 60 Years of Age and Older

**For 50 through 59 Years at Increased Risk for Lower Respiratory Tract
Disease caused by RSV**

Contents (10 doses of AREXVY):

10 Vials containing Adjuvant Suspension Component

10 Vials containing Lyophilized Antigen Component

After reconstitution, a single dose of AREXVY is 0.5 mL


GSK

Adjuvant Made in Belgium. Antigen Made in Belgium and France

©2024 GSK group of companies or its licensor.

Rev. 07/24


520591

NDC 58160-848-11 **PUSH HERE TO OPEN** 

Respiratory Syncytial Virus Vaccine, Adjuvanted AREXVY

**For 60 Years of Age and Older
For 50 through 59 Years at Increased Risk for Lower Respiratory Tract Disease caused by RSV**

Contents (10 doses of AREXVY):
 10 Vials containing Adjuvant Suspension Component
 10 Vials containing Lyophilized Antigen Component
 After reconstitution, a single dose of AREXVY is 0.5 mL



PRINCIPAL DISPLAY PANEL (Antigen)

NDC 58160-723-03

Lyophilized Antigen Component

Vial 2 of 2

NOT TO BE USED ALONE

Reconstitute with Adjuvant Suspension Component to form Respiratory Syncytial Virus Vaccine, Adjuvanted (AREXVY)


0.5-mL Single Dose After Reconstitution


Mfd. By **GlaxoSmithKline Biologicals**

Rev 04/23

513499

NDC 58160-723-03 Vial 2 of 2
Lyophilized Antigen Component
NOT TO BE USED ALONE
 Reconstitute with Adjuvant Suspension Component to form Respiratory Syncytial Virus Vaccine, Adjuvanted (AREXVY)
 0.5-mL Single Dose After Reconstitution
 Mfd. by **GlaxoSmithKline Biologicals**

 Rev. 04/23



513499 Lot/Exp MM/DD/YY XXXXXX

PRINCIPAL DISPLAY PANEL (Antigen)

NDC 58160-744-03

Adjuvant Suspension Component

Vial 1 of 2


NOT TO BE USED ALONE

Add to 1 vial of Lyophilized Antigen Component to form Arexvy

Mft. By **GlaxoSmithKline Biologicals**

Rev 04/23

513531



AREXVY

respiratory syncytial virus vaccine recombinant, adjuvanted kit

Product Information

Product Type	VACCINE	Item Code (Source)	NDC:58160-848
--------------	---------	--------------------	---------------

Packaging

#	Item Code	Package Description	Marketing Start Date	Marketing End Date
1	NDC:58160-848-11	1 in 1 CARTON; Type 0: Not a Combination Product		

Quantity of Parts

Part #	Package Quantity	Total Product Quantity
Part 1	10 VIAL	5 mL
Part 2	10 VIAL	5 mL

Part 1 of 2

ANTIGEN

respiratory syncytial virus glycoprotein f injection, powder, lyophilized, for suspension

Product Information

Item Code (Source)	NDC:58160-723
Route of Administration	INTRAMUSCULAR

Active Ingredient/Active Moiety

Ingredient Name	Basis of Strength	Strength
RECOMBINANT RESPIRATORY SYNCYTIAL VIRUS PRE-FUSION F PROTEIN ANTIGEN (UNII: M739EB7427) (RECOMBINANT RESPIRATORY SYNCYTIAL VIRUS PRE-FUSION F PROTEIN ANTIGEN - UNII:M739EB7427)	RECOMBINANT RESPIRATORY SYNCYTIAL VIRUS PRE-FUSION F PROTEIN ANTIGEN	120 ug in 0.5 mL

Inactive Ingredients

Ingredient Name	Strength
TREHALOSE DIHYDRATE (UNII: 7YIN7J07X4)	
POLYSORBATE 80 (UNII: 6OZP39ZG8H)	
POTASSIUM PHOSPHATE, MONOBASIC (UNII: 4J9FJ0HL51)	
DIBASIC POTASSIUM PHOSPHATE (UNII: CI71S98N1Z)	

Product Characteristics

Color	WHITE	Score	
Shape		Size	
Flavor		Imprint Code	
Contains			

Packaging

#	Item Code	Package Description	Marketing Start Date	Marketing End Date
1	NDC:58160-723-03	0.5 mL in 1 VIAL; Type 0: Not a Combination Product		

Marketing Information

Marketing Category	Application Number or Monograph Citation	Marketing Start Date	Marketing End Date
BLA	BLA125775	05/03/2023	

Part 2 of 2

ADJUVANT

as01 inhalant

Product Information

Item Code (Source)	NDC:58160-744
Route of Administration	INTRAMUSCULAR

Inactive Ingredients

Ingredient Name	Strength
MONOPHOSPHORYL LIPID A TRIETHYLAMINE (UNII: UNY5G9WB4K)	
QS-21 (UNII: 61H83WZX3U)	
1,2-DIOLEOYL-SN-GLYCERO-3-PHOSPHOCHOLINE (UNII: H026DM5V6U)	
CHOLESTEROL (UNII: 97C5T2UQ7J)	
SODIUM CHLORIDE (UNII: 451W47IQ8X)	
SODIUM PHOSPHATE, DIBASIC, ANHYDROUS (UNII: 22ADO53M6F)	
POTASSIUM PHOSPHATE, MONOBASIC (UNII: 4J9FJ0HL51)	
WATER (UNII: 059QF0KO0R)	

Packaging

#	Item Code	Package Description	Marketing Start Date	Marketing End Date
1	NDC:58160-744-03	0.5 mL in 1 VIAL; Type 0: Not a Combination Product		

Marketing Information

Marketing Category	Application Number or Monograph Citation	Marketing Start Date	Marketing End Date
BLA	BLA125775	05/03/2023	

Marketing Information

Marketing Category	Application Number or Monograph Citation	Marketing Start Date	Marketing End Date
BLA	BLA125775	05/03/2023	

Labeler - GlaxoSmithKline Biologicals SA (372748392)

Revised: 8/2024

GlaxoSmithKline Biologicals SA