

ORAPRED ODT- prednisolone sodium phosphate tablet, orally disintegrating Concordia Pharmaceuticals Inc.

HIGHLIGHTS OF PRESCRIBING INFORMATION

These highlights do not include all the information needed to use ORAPRED ODT® safely and effectively. See full prescribing information for ORAPRED ODT®.

**ORAPRED ODT® (prednisolone sodium phosphate orally disintegrating tablets)
Initial U.S. Approval: 1955**

RECENT MAJOR CHANGES

Immunosuppression and Increased Risk of Infection (5.2) 3/2024

INDICATIONS AND USAGE

Orapred ODT is a corticosteroid indicated

- as an anti-inflammatory or immunosuppressive agent for certain allergic, dermatologic, gastrointestinal, hematologic, ophthalmologic, nervous system, renal, respiratory, rheumatologic, specific infectious diseases or conditions and organ transplantation (1)
- for the treatment of certain endocrine conditions (1)
- for palliation of certain neoplastic conditions (1)

DOSAGE AND ADMINISTRATION

Individualize dosing based on disease severity and patient response:

- Initial Dose: 10 mg to 60 mg of prednisolone (as 13.4 mg to 80.6 mg of prednisolone sodium phosphate) (2)
- Maintenance Dose: Use lowest dosage that will maintain an adequate clinical response (2)
- Discontinuation: Withdraw gradually if discontinuing long-term or high-dose therapy (2)
- Take with food to avoid gastrointestinal (GI) irritation (2)

DO NOT BREAK OR USE PARTIAL ORAPRED ODT TABLETS. USE AN APPROPRIATE FORMULATION OF PREDNISOLONE IF INDICATED DOSE CANNOT BE OBTAINED USING ORAPRED ODT. (2)

DOSAGE FORMS AND STRENGTHS

Orally Disintegrating Tablets:

- 10 mg Tablets (as 13.4 mg prednisolone sodium phosphate) (3)
- 15 mg Tablets (as 20.2 mg prednisolone sodium phosphate) (3)
- 30 mg Tablets (as 40.3 mg prednisolone sodium phosphate) (3)

CONTRAINDICATIONS

- Hypersensitivity to prednisolone or any components of this product. (4)

WARNINGS AND PRECAUTIONS

- Hypothalamic-pituitary-adrenal (HPA) axis suppression, Cushing's syndrome and hyperglycemia: Monitor patients for these conditions with chronic use. Taper doses gradually for withdrawal after chronic use. (5.1)
- Immunosuppression and Increased Risk of Infection: Increased susceptibility to new infection and increased risk of exacerbation, dissemination, or reactivation of latent infection. Signs and symptoms of infection may be masked. (5.2)
- Elevated blood pressure, salt and water retention and hypokalemia: Monitor blood pressure and sodium, potassium serum levels. (5.3)
- GI perforation: increased risk in patients with certain GI disorders. Signs and symptoms may be masked. (5.4)
- Behavioral and mood disturbances: May include euphoria, insomnia, mood swings, personality changes, severe depression, and psychosis. Existing conditions may be aggravated. (5.5)
- Decrease in bone density: Monitor bone density in patients receiving long term corticosteroid therapy. (5.6)
- Ophthalmic effects: May include cataracts, infections and glaucoma. Monitor intraocular pressure if corticosteroid therapy is continued for more than 6 weeks. (5.7)
- Live or live attenuated vaccines: Do not administer to patients receiving immunosuppressive doses of corticosteroids. (5.8)

- Negative effects on growth and development: Monitor pediatric patients on long-term corticosteroid therapy. (5.9)
- Embryo-Fetal Toxicity: Can cause fetal harm with first trimester use. Advise patients of potential harm to the fetus. (5.10)

-----ADVERSE REACTIONS-----

Common adverse reactions for corticosteroids include fluid retention, alteration in glucose tolerance, elevation in blood pressure, behavioral and mood changes, increased appetite and weight gain. (6)

To report SUSPECTED ADVERSE REACTIONS, contact Concordia Pharmaceuticals at 1-877-370-1142 or FDA at 1-800-FDA-1088 or www.fda.gov/medwatch.

-----DRUG INTERACTIONS-----

- Anticoagulant Agents: May enhance or diminish anticoagulant effects. Monitor coagulation indices. (7)
- Antidiabetic Agents: May increase blood glucose concentrations. Dose adjustments of antidiabetic agents may be required. (7)
- CYP 3A4 inducers and inhibitors: May, respectively, increase or decrease clearance of corticosteroids, necessitating dose adjustment. (7)
- Cyclosporine: Increase in activity of both, cyclosporine and corticosteroid when administered concurrently. Convulsions have been reported with concurrent use. (7)
- NSAIDS including aspirin and salicylates: Increased risk of gastrointestinal side effects. (7)

See 17 for PATIENT COUNSELING INFORMATION.

Revised: 3/2024

FULL PRESCRIBING INFORMATION: CONTENTS*

1 INDICATIONS AND USAGE

- 1.1 Allergic Conditions
- 1.2 Dermatologic Diseases
- 1.3 Endocrine Conditions
- 1.4 Gastrointestinal Diseases
- 1.5 Hematologic Diseases
- 1.6 Neoplastic Conditions
- 1.7 Nervous System Conditions
- 1.8 Ophthalmic Conditions
- 1.9 Conditions Related to Organ Transplantation
- 1.10 Pulmonary Diseases
- 1.11 Renal Conditions
- 1.12 Rheumatologic Conditions
- 1.13 Specific Infectious Diseases

2 DOSAGE AND ADMINISTRATION

- 2.1 Recommended Dosing
- 2.2 Recommended Monitoring
- 2.3 Corticosteroid Comparison Chart

3 DOSAGE FORMS AND STRENGTHS

4 CONTRAINDICATIONS

5 WARNINGS AND PRECAUTIONS

- 5.1 Alterations in Endocrine Function
- 5.2 Immunosuppression and Increased Risk of Infection
- 5.3 Alterations in Cardiovascular/Renal Function

- 5.4 Use in Patients with Gastrointestinal Disorders
- 5.5 Behavioral and Mood Disturbances
- 5.6 Decrease in Bone Density
- 5.7 Ophthalmic Effects
- 5.8 Vaccination
- 5.9 Effect on Growth and Development
- 5.10 Embryo-Fetal Toxicity
- 5.11 Neuromuscular Effects
- 5.12 Kaposi's Sarcoma

6 ADVERSE REACTIONS

7 DRUG INTERACTIONS

8 USE IN SPECIFIC POPULATIONS

- 8.1 Pregnancy
- 8.2 Lactation
- 8.4 Pediatric Use
- 8.5 Geriatric Use

10 OVERDOSAGE

11 DESCRIPTION

12 CLINICAL PHARMACOLOGY

- 12.1 Mechanism of Action
- 12.3 Pharmacokinetics

13 NONCLINICAL TOXICOLOGY

- 13.1 Carcinogenesis, Mutagenesis, Impairment of Fertility

16 HOW SUPPLIED/STORAGE AND HANDLING

17 PATIENT COUNSELING INFORMATION

* Sections or subsections omitted from the full prescribing information are not listed.

FULL PRESCRIBING INFORMATION

1 INDICATIONS AND USAGE

Orapred ODT (prednisolone sodium phosphate orally disintegrating tablet) is indicated in the treatment of the following diseases or conditions:

1.1 Allergic Conditions

Control of severe or incapacitating allergic conditions intractable to adequate trials of conventional treatment in adult and pediatric populations with:

- Atopic dermatitis
- Drug hypersensitivity reactions
- Seasonal or perennial allergic rhinitis
- Serum sickness

1.2 Dermatologic Diseases

- Bullous dermatitis herpetiformis
- Contact dermatitis

- Exfoliative erythroderma
- Mycosis fungoides
- Pemphigus
- Severe erythema multiforme (Stevens-Johnson syndrome)

1.3 Endocrine Conditions

- Congenital adrenal hyperplasia
- Hypercalcemia of malignancy
- Nonsuppurative thyroiditis
- Primary or secondary adrenocortical insufficiency: hydrocortisone or cortisone is the first choice; synthetic analogs may be used in conjunction with mineralocorticoids where applicable.

1.4 Gastrointestinal Diseases

During acute episodes in:

- Crohn's Disease
- Ulcerative colitis

1.5 Hematologic Diseases

- Acquired (autoimmune) hemolytic anemia
- Diamond-Blackfan anemia
- Idiopathic thrombocytopenic purpura in adults
- Pure red cell aplasia
- Secondary thrombocytopenia in adults

1.6 Neoplastic Conditions

For the treatment of:

- Acute leukemia
- Aggressive lymphomas

1.7 Nervous System Conditions

- Acute exacerbations of multiple sclerosis
- Cerebral edema associated with primary or metastatic brain tumor, craniotomy or head injury

1.8 Ophthalmic Conditions

- Sympathetic ophthalmia
- Uveitis and ocular inflammatory conditions unresponsive to topical corticosteroids

1.9 Conditions Related to Organ Transplantation

- Acute or chronic solid organ rejection

1.10 Pulmonary Diseases

- Acute exacerbations of chronic obstructive pulmonary disease (COPD)
- Allergic bronchopulmonary aspergillosis
- Aspiration pneumonitis
- Asthma
- Fulminating or disseminated pulmonary tuberculosis when used concurrently with

- appropriate chemotherapy
- Hypersensitivity pneumonitis
- Idiopathic bronchiolitis obliterans with organizing pneumonia
- Idiopathic eosinophilic pneumonias
- Idiopathic pulmonary fibrosis
- Pneumocystis carinii pneumonia (PCP) associated with hypoxemia occurring in an HIV (+) individual who is also under treatment with appropriate anti-PCP antibiotics
- Symptomatic sarcoidosis

1.11 Renal Conditions

To induce a diuresis or remission of proteinuria in nephrotic syndrome, without uremia, of the idiopathic type or that due to lupus erythematosus

1.12 Rheumatologic Conditions

As adjunctive therapy for short term administration (to tide the patient over an acute episode or exacerbation) in:

- Acute gouty arthritis

During an exacerbation or as maintenance therapy in selected cases of:

- Ankylosing spondylitis
- Dermatomyositis /polymyositis
- Polymyalgia rheumatica/temporal arteritis
- Psoriatic arthritis
- Relapsing polychondritis
- Rheumatoid arthritis, including juvenile rheumatoid arthritis (selected cases may require low dose maintenance therapy)
- Sjogren's syndrome
- Systemic lupus erythematosus
- Vasculitis

1.13 Specific Infectious Diseases

- Trichinosis with neurologic or myocardial involvement
- Tuberculous meningitis with subarachnoid block or impending block, used concurrently with appropriate antituberculous chemotherapy

2 DOSAGE AND ADMINISTRATION

2.1 Recommended Dosing

Dosage of Orapred ODT should be individualized according to the severity of the disease and the response of the patient. For pediatric patients, the recommended dosage should be governed by the same considerations rather than strict adherence to the ratio indicated by age or body weight.

Do not break or use partial Orapred ODT tablets. Use an appropriate formulation of prednisolone if indicated dose cannot be obtained using Orapred ODT. This may become important in the treatment of conditions that require tapering doses that cannot be adequately accommodated by Orapred ODT, e.g., tapering the dose below 10 mg.

The initial dose of Orapred ODT may vary from 10 to 60 mg (prednisolone base) per day, depending on the specific disease entity being treated. In situations of less severity, lower doses will generally suffice while in selected patients higher initial doses may be required. The initial dosage should be maintained or adjusted until a satisfactory response is noted. If after a reasonable period of time, there is a lack of satisfactory clinical response, Orapred should be discontinued and the patient placed on other appropriate therapy. IT SHOULD BE EMPHASIZED THAT DOSAGE REQUIREMENTS ARE VARIABLE AND MUST BE INDIVIDUALIZED ON THE BASIS OF THE DISEASE UNDER TREATMENT AND THE RESPONSE OF THE PATIENT. After a favorable response is noted, the proper maintenance dosage should be determined by decreasing the initial drug dosage in small decrements at appropriate time intervals until the lowest dosage that will maintain an adequate clinical response is reached. It should be kept in mind that constant monitoring is needed in regard to drug dosage. Included in the situations which may make dosage adjustments necessary are changes in clinical status secondary to remissions or exacerbations in the disease process, the patient's individual drug responsiveness, and the effect of patient exposure to stressful situations not directly related to the disease entity under treatment; in this latter situation it may be necessary to increase the dosage of Orapred ODT for a period of time consistent with the patient's condition. If after long term therapy the drug is to be stopped, it is recommended that it be withdrawn gradually rather than abruptly.

Orapred ODT are packaged in a blister. Patients should be instructed not to remove the tablet from the blister until just prior to dosing. The blister pack should then be peeled open, and the orally disintegrating tablet placed on the tongue, where tablets may be swallowed whole as any conventional tablet, or allowed to dissolve in the mouth, with or without the assistance of water. Orally disintegrating tablet dosage forms are friable and are not intended to be cut, split, or broken.

Multiple Sclerosis

In the treatment of acute exacerbations of multiple sclerosis, daily doses of 200 mg of prednisolone for a week followed by 80 mg every other day for one month have been shown to be effective.

Pediatric

In pediatric patients, the initial dose of Orapred may vary depending on the specific disease entity being treated. The range of initial doses is 0.14 to 2 mg/kg/day in three or four divided doses (4 to 60 mg/m²bsa/day).

Nephrotic Syndrome

The standard regimen used to treat nephrotic syndrome in pediatric patients is 60 mg/m²/day given in three divided doses for 4 weeks, followed by 4 weeks of single dose alternate-day therapy at 40 mg/m²/day.

Asthma

The National Heart, Lung, and Blood Institute (NHLBI) recommended dosing for systemic *prednisone, prednisolone or methylprednisolone* in children whose asthma is uncontrolled by inhaled corticosteroids and long-acting bronchodilators is 1-2 mg/kg/day in single or divided doses.

It is further recommended that short course, or "burst" therapy, be continued until a child achieves a peak expiratory flow rate of 80% of his or her personal best or symptoms resolve. This usually requires 3 to 10 days of treatment, although it can take

longer. There is no evidence that tapering the dose after improvement will prevent a relapse.

2.2 Recommended Monitoring

Blood pressure, body weight, routine laboratory studies, including serum potassium and fasting blood glucose, should be obtained at regular intervals during prolonged therapy. Appropriate diagnostic studies should be performed in patients with known or suspected peptic ulcer disease and in patients at risk for reactivation of latent tuberculosis infections.

2.3 Corticosteroid Comparison Chart

For the purpose of comparison, one 10 mg Orapred ODT tablet (13.4 mg prednisolone sodium phosphate) is equivalent to the following milligram dosage of the various glucocorticoids:

Betamethasone 1.75 mg	Paramethasone 4 mg
Cortisone 50 mg	Prednisolone 10 mg
Dexamethasone 1.75 mg	Prednisone 10 mg
Hydrocortisone 40 mg	Triamcinolone 8 mg
Methylprednisolone 8 mg	

These dose relationships apply only to oral or intravenous administration of these compounds. When these substances or their derivatives are injected intramuscularly or into joint spaces, their relative properties may be greatly altered.

3 DOSAGE FORMS AND STRENGTHS

Orally disintegrating tablets:

- 10 mg prednisolone (as 13.4 mg prednisolone sodium phosphate)
- 15 mg prednisolone (as 20.2 mg prednisolone sodium phosphate)
- 30 mg prednisolone (as 40.3 mg prednisolone sodium phosphate)

4 CONTRAINDICATIONS

Orapred ODT is contraindicated in patients who are hypersensitive to corticosteroids such as prednisolone or any components of this product. Rare instances of anaphylactoid reactions have occurred in patients receiving corticosteroid therapy.

5 WARNINGS AND PRECAUTIONS

5.1 Alterations in Endocrine Function

Hypothalamic-pituitary-adrenal (HPA) axis suppression, Cushing's syndrome, and hyperglycemia. Monitor patients for these conditions with chronic use.

Corticosteroids can produce reversible HPA axis suppression with the potential for glucocorticosteroid insufficiency after withdrawal of treatment. Drug induced secondary

adrenocortical insufficiency may be minimized by gradual reduction of dosage. This type of relative insufficiency may persist for months after discontinuation of therapy; therefore, in any situation of stress occurring during that period, hormone therapy should be reinstated.

Since mineralocorticoid secretion may be impaired, salt and/or a mineralocorticoid should be administered concurrently. Mineralocorticoid supplementation is of particular importance in infancy.

Metabolic clearance of corticosteroids is decreased in hypothyroid patients and increased in hyperthyroid patients. Changes in thyroid status of the patient may necessitate adjustment in dosage.

5.2 Immunosuppression and Increased Risk of Infection

Corticosteroids, including Orapred ODT, suppress the immune system and increase the risk of infection with any pathogen, including viral, bacterial, fungal, protozoan, or helminthic pathogens. Corticosteroids can:

- Reduce resistance to new infections
- Exacerbate existing infections
- Increase the risk of disseminated infections
- Increase the risk of reactivation or exacerbation of latent infections
- Mask some signs of infection

Corticosteroid-associated infections can be mild but can be severe and at times fatal. The rate of infectious complications increases with increasing corticosteroid dosages.

Monitor for the development of infection and consider Orapred ODT withdrawal or dosage reduction as needed.

Tuberculosis

If Orapred ODT is used to treat a condition in patients with latent tuberculosis or tuberculin reactivity, reactivation of tuberculosis may occur. Closely monitor such patients for reactivation. During prolonged Orapred ODT therapy, patients with latent tuberculosis or tuberculin reactivity should receive chemoprophylaxis.

Varicella Zoster and Measles Viral Infections

Varicella and measles can have a serious or even fatal course in non-immune patients taking corticosteroids, including Orapred ODT. In corticosteroid-treated patients who have not had these diseases or are non-immune, particular care should be taken to avoid exposure to varicella and measles:

- If an Orapred ODT-treated patient is exposed to varicella, prophylaxis with varicella zoster immune globulin may be indicated. If varicella develops, treatment with antiviral agents may be considered.
- If an Orapred ODT-treated patient is exposed to measles, prophylaxis with immunoglobulin may be indicated.

Hepatitis B Virus Reactivation

Hepatitis B virus reactivation can occur in patients who are hepatitis B carriers treated with immunosuppressive dosages of corticosteroids, including Orapred ODT.

Reactivation can also occur infrequently in corticosteroid-treated patients who appear to have resolved hepatitis B infection.

Screen patients for hepatitis B infection before initiating immunosuppressive (e.g., prolonged) treatment with Orapred ODT. For patients who show evidence of hepatitis B infection, recommend consultation with physicians with expertise in managing hepatitis B regarding monitoring and consideration for hepatitis B antiviral therapy.

Fungal Infections

Corticosteroids, including Orapred ODT, may exacerbate systemic fungal infections; therefore, avoid Orapred ODT use in the presence of such infections unless Orapred ODT is needed to control drug reactions. For patients on chronic Orapred ODT therapy who develop systemic fungal infections, Orapred ODT withdrawal or dosage reduction is recommended.

Amebiasis

Corticosteroids, including Orapred ODT, may activate latent amebiasis. Therefore, it is recommended that latent amebiasis or active amebiasis be ruled out before initiating Orapred ODT in patients who have spent time in the tropics or patients with unexplained diarrhea.

Strongyloides Infestation

Corticosteroids, including Orapred ODT, should be used with great care in patients with known or suspected Strongyloides (threadworm) infestation. In such patients, corticosteroid-induced immunosuppression may lead to Strongyloides hyperinfection and dissemination with widespread larval migration, often accompanied by severe enterocolitis and potentially fatal gram-negative septicemia.

Cerebral Malaria

Avoid corticosteroids, including Orapred ODT, in patients with cerebral malaria.

5.3 Alterations in Cardiovascular/Renal Function

Corticosteroids can cause elevation of blood pressure, salt and water retention, and increased excretion of potassium and calcium. These effects are less likely to occur with the synthetic derivatives except when used in large doses. Dietary salt restriction and potassium supplementation may be necessary. These agents should be used with caution in patients with hypertension, congestive heart failure, or renal insufficiency.

Literature reports suggest an association between use of corticosteroids and left ventricular free wall rupture after a recent myocardial infarction; therefore, therapy with corticosteroids should be used with caution in these patients.

5.4 Use in Patients with Gastrointestinal Disorders

There is an increased risk of gastrointestinal (GI) perforation in patients with certain GI disorders. Signs of GI perforation, such as peritoneal irritation, may be masked in patients receiving corticosteroids.

Corticosteroids should be used with caution if there is a probability of impending perforation, abscess or other pyogenic infections; diverticulitis; fresh intestinal anastomoses; and active or latent peptic ulcer.

5.5 Behavioral and Mood Disturbances

Corticosteroid use may be associated with central nervous system effects ranging from euphoria, insomnia, mood swings, personality changes, and severe depression, to frank psychotic manifestations. Also, existing emotional instability or psychotic tendencies may be aggravated by corticosteroids.

5.6 Decrease in Bone Density

Corticosteroids decrease bone formation and increase bone resorption both through their effect on calcium regulation (i.e., decreasing absorption and increasing excretion) and inhibition of osteoblast function. This, together with a decrease in the protein matrix of the bone secondary to an increase in protein catabolism, and reduced sex hormone production, may lead to inhibition of bone growth in children and adolescents and the development of osteoporosis at any age. Special consideration should be given to patients at increased risk of osteoporosis (e.g., postmenopausal women) before initiating corticosteroid therapy and bone density should be monitored in patients on long term corticosteroid therapy.

5.7 Ophthalmic Effects

Prolonged use of corticosteroids may produce posterior subcapsular cataracts, glaucoma with possible damage to the optic nerves, and may enhance the establishment of secondary ocular infections due to fungi or viruses.

The use of oral corticosteroids is not recommended in the treatment of optic neuritis and may lead to an increase in the risk of new episodes.

Intraocular pressure may become elevated in some individuals. If steroid therapy is continued for more than 6 weeks, intraocular pressure should be monitored.

Patients with Ocular Herpes Simplex

Corticosteroids should be used cautiously in patients with ocular herpes simplex because of possible corneal perforation. Corticosteroids **should not be used** in active ocular herpes simplex.

5.8 Vaccination

Administration of live or live attenuated vaccines is contraindicated in patients receiving immunosuppressive doses of corticosteroids. Killed or inactivated vaccines may be administered; however, the response to such vaccines cannot be predicted. Immunization procedures may be undertaken in patients who are receiving corticosteroids as replacement therapy, e.g., for Addison's disease.

While on corticosteroid therapy, patients should not be vaccinated against smallpox. Other immunization procedures should not be undertaken in patients who are on

corticosteroids, especially on high dose, because of possible hazards of neurological complications and a lack of antibody response.

5.9 Effect on Growth and Development

Long-term use of corticosteroids can have negative effects on growth and development in children. Growth and development of pediatric patients on prolonged corticosteroid therapy should be carefully monitored.

5.10 Embryo-Fetal Toxicity

Prednisolone can cause fetal harm when administered to a pregnant woman. Human studies suggest a small but inconsistent increased risk of orofacial clefts with use of corticosteroids during the first trimester of pregnancy. Published animal studies show prednisolone to be teratogenic in rats, rabbits, hamsters, and mice with increased incidence of cleft palate in offspring. Intrauterine growth restriction and decreased birth weight have also been reported with corticosteroid use during pregnancy, however, the underlying maternal condition may also contribute to these risks. If this drug is used during pregnancy, or if the patient becomes pregnant while using this drug, advise the patient about the potential harm to the fetus. *[see Use in Specific Populations (8.1)]*.

5.11 Neuromuscular Effects

Although controlled clinical trials have shown corticosteroids to be effective in speeding the resolution of acute exacerbations of multiple sclerosis, they do not show that they affect the ultimate outcome or natural history of the disease. The studies do show that relatively high doses of corticosteroids are necessary to demonstrate a significant effect. *[see Dosage and Administration (2)]*.

An acute myopathy has been observed with the use of high doses of corticosteroids, most often occurring in patients with disorders of neuromuscular transmission (e.g., myasthenia gravis), or in patients receiving concomitant therapy with neuromuscular blocking drugs (e.g., pancuronium). This acute myopathy is generalized, may involve ocular and respiratory muscles, and may result in quadriparesis. Elevation of creatinine kinase may occur. Clinical improvement or recovery after stopping corticosteroids may require weeks to years.

5.12 Kaposi's Sarcoma

Kaposi's sarcoma has been reported to occur in patients receiving corticosteroid therapy, most often for chronic conditions. Discontinuation of corticosteroids may result in clinical improvement of Kaposi's sarcoma.

6 ADVERSE REACTIONS

Common adverse reactions for corticosteroids include fluid retention, alteration in glucose tolerance, elevation in blood pressure, behavioral and mood changes, increased appetite and weight gain.

Allergic Reactions: Anaphylactoid reaction, anaphylaxis, angioedema

Cardiovascular: Bradycardia, cardiac arrest, cardiac arrhythmias, cardiac enlargement, circulatory collapse, congestive heart failure, fat embolism, hypertension, hypertrophic

cardiomyopathy in premature infants, myocardial rupture following recent myocardial infarction, pulmonary edema, syncope, tachycardia, thromboembolism, thrombophlebitis, vasculitis

Dermatologic: Acne, allergic dermatitis, cutaneous and subcutaneous atrophy, dry scalp, edema, facial erythema, hyper or hypo-pigmentation, impaired wound healing, increased sweating, petechiae and ecchymoses, rash, sterile abscess, striae, suppressed reactions to skin tests, thin fragile skin, thinning scalp hair, urticaria

Endocrine: Abnormal fat deposits, decreased carbohydrate tolerance, development of Cushingoid state, hirsutism, manifestations of latent diabetes mellitus and increased requirements for insulin or oral hypoglycemic agents in diabetics, menstrual irregularities, moon facies, secondary adrenocortical and pituitary unresponsiveness (particularly in times of stress, as in trauma, surgery or illness), suppression of growth in children

Fluid and Electrolyte Disturbances: Fluid retention, potassium loss, hypertension, hypokalemic alkalosis, sodium retention

Gastrointestinal: Abdominal distention; elevation in serum liver enzyme levels (usually reversible upon discontinuation); hepatomegaly, hiccups, malaise, nausea, pancreatitis; peptic ulcer with possible perforation and hemorrhage; ulcerative esophagitis

General: Increased appetite and weight gain

Metabolic: Negative nitrogen balance due to protein catabolism

Musculoskeletal: Aseptic necrosis of femoral and humeral heads; charcot-like arthropathy, loss of muscle mass; muscle weakness; osteoporosis; pathologic fracture of long bones; steroid myopathy; tendon rupture; vertebral compression fractures

Neurological: Arachnoiditis, convulsions; depression, emotional instability, euphoria, headache; increased intracranial pressure with papilledema (pseudotumor cerebri) usually following discontinuation of treatment; insomnia, meningitis, mood swings, neuritis, neuropathy, paraparesis/paraplegia, paresthesia, personality changes, sensory disturbances, vertigo

Ophthalmic: Exophthalmos; glaucoma; increased intraocular pressure; posterior subcapsular cataracts

Reproductive: Alteration in motility and number of spermatozoa

Postmarketing Experience

Adverse reactions have been identified during post approval use of Orapred ODT. Because these reactions are reported voluntarily from a population of uncertain size, it is not always possible to reliably estimate their frequency or establish a causal relationship to drug exposure. The postmarketing experience has not raised new safety concerns beyond those already established for immediate-release prednisolone.

7 DRUG INTERACTIONS

- **Aminoglutethimide:** Aminoglutethimide may lead to loss of corticosteroid-induced adrenal suppression.
- **Amphotericin B:** There have been cases reported in which concomitant use of Amphotericin B and hydrocortisone was followed by cardiac enlargement and

congestive heart failure (see also Potassium depleting agents).

- **Anticholinesterase agents:** Concomitant use of anticholinesterase agents and corticosteroids may produce severe weakness in patients with myasthenia gravis. If possible, anticholinesterase agents should be withdrawn at least 24 hours before initiating corticosteroid therapy.
- **Anticoagulant agents:** Co-administration of corticosteroids and warfarin usually results in inhibition of response to warfarin, although there have been some conflicting reports. Therefore, coagulation indices should be monitored frequently to maintain the desired anticoagulant effect.
- **Antidiabetic Agents:** Because corticosteroids may increase blood glucose concentrations, dosage adjustments of antidiabetic agents may be required.
- **Antitubercular drugs:** Serum concentrations of isoniazid may be decreased.
- **CYP 3A4 inducers (e.g. barbiturates, phenytoin, carbamazepine, and rifampin):** Drugs such as barbiturates, phenytoin, ephedrine, and rifampin, which induce hepatic microsomal drug metabolizing enzyme activity may enhance metabolism of prednisolone and require that the dosage of Orapred be increased.
- **CYP 3A4 inhibitors (e.g., ketoconazole, macrolide antibiotics):** Ketoconazole has been reported to decrease the metabolism of certain corticosteroids by up to 60% leading to an increased risk of corticosteroid side effects.
- **Cholestyramine:** Cholestyramine may increase the clearance of corticosteroids.
- **Cyclosporine:** Increased activity of both cyclosporine and corticosteroids may occur when the two are used concurrently. Convulsions have been reported with this concurrent use.
- **Digitalis:** Patients on digitalis glycosides may be at increased risk of arrhythmias due to hypokalemia.
- **Estrogens, including oral contraceptives:** Estrogens may decrease the hepatic metabolism of certain corticosteroids thereby increasing their effect.
- **NSAIDs, including aspirin and salicylates:** Concomitant use of aspirin or other non-steroidal anti-inflammatory agents and corticosteroids increases the risk of gastrointestinal side effects. Aspirin should be used cautiously in conjunction with corticosteroids in hypoprothrombinemia. The clearance of salicylates may be increased with concurrent use of corticosteroids.
- **Potassium-depleting agents (e.g., diuretics, Amphotericin B):** When corticosteroids are administered concomitantly with potassium-depleting agents, patients should be observed closely for development of hypokalemia.
- **Skin Tests:** Corticosteroids may suppress reactions to skin tests.
- **Toxoids and live or inactivated Vaccines:** Due to inhibition of antibody response, patients on prolonged corticosteroid therapy may exhibit a diminished response to toxoids and live or inactivated vaccines. Corticosteroids may also potentiate the replication of some organisms contained in live attenuated vaccines.

8 USE IN SPECIFIC POPULATIONS

8.1 Pregnancy

Risk Summary

Based on findings from human and animal studies, corticosteroids including Orapred, can cause fetal harm when administered to a pregnant woman (see Data) [see Warnings and Precautions (5.10)]. Published epidemiological studies suggest a small but

inconsistent increased risk of orofacial clefts with use of corticosteroids during the first trimester. Intrauterine growth restriction and decreased birth weight have also been reported with maternal use of corticosteroids during pregnancy; however, the underlying maternal condition may also contribute to these risks (*see Clinical Considerations*). Published animal studies show prednisolone to be teratogenic in rats, rabbits, hamsters, and mice with increased incidence of cleft palate in offspring (*see Data*). Advise a pregnant woman about the potential harm to a fetus.

The estimated background risk of major birth defects and miscarriage for the indicated population is unknown. All pregnancies have a background risk of birth defect, loss, or other adverse outcomes. In the U.S. general population, the estimated background risk of major birth defects and miscarriages in clinically recognized pregnancies is 2 to 4% and 15 to 20%, respectively.

Clinical Considerations

Fetal/Neonatal Adverse Reactions

Infants born to pregnant women who have received corticosteroids should be carefully monitored for signs and symptoms of hypoadrenalism [*see Warnings and Precautions (5.1)*].

Data

Human Data

Published epidemiological studies on the association between prednisolone and fetal outcomes have reported inconsistent findings and have important methodological limitations. Multiple cohort and case-controlled studies in humans report that maternal corticosteroid use during the first trimester increases the incidence of cleft lip with or without cleft palate from about 1/1000 infants to 3-5/1000 infants; however, a risk for orofacial clefts has not been reported in all studies. Methodological limitations of these studies include non-randomized design, retrospective data collection, and the inability to control for confounders such as underlying maternal disease and use of concomitant medications.

Two prospective case control studies showed decreased birth weight in infants exposed to maternal corticosteroids in utero. In humans, the risk of decreased birth weight appears to be dose related and may be minimized by administering lower corticosteroid doses. It is likely that underlying maternal conditions contribute to intrauterine growth restriction and decreased birth weight, but it is unclear to what extent these maternal conditions contribute to the increased risk of orofacial clefts.

Animal Data

Published literature indicates prednisolone has been shown to be teratogenic in rats, rabbits, hamsters, and mice with increased incidence of cleft palate in offspring, supportive of the clinical data. In teratogenicity studies, cleft palate along with an elevation of fetal lethality (or increase in resorptions) and reductions in fetal body weight occurred in rats at maternal doses of 30 mg/kg (equivalent to 290 mg in a 60 kg individual based on mg/m² body surface comparison) and higher. Cleft palate was observed in mice at a maternal dose of 20 mg/kg (equivalent to 100 mg in a 60 kg individual based on mg/m² comparison). Additionally, constriction of the ductus arteriosus was observed in fetuses of pregnant rats exposed to prednisolone.

8.2 Lactation

Risk Summary

Prednisolone is present in human milk. Published reports suggest infant daily doses are estimated to be less than 1% of the maternal daily dose. No adverse effects in the breastfed infant have been reported following maternal administration of prednisolone during breastfeeding. There are no available data on the effects of prednisolone on milk production. High doses of corticosteroids administered to lactating women for long periods could potentially produce problems in the breastfed infant including growth and development and interfere with endogenous corticosteroid production (*see Clinical Considerations*) [*see Use in Specific Populations (8.4)*]. The developmental and health benefits of breastfeeding should be considered along with the mother's clinical need for Orapred and any potential adverse effects on the breastfed child from Orapred or from the mother's underlying condition.

Clinical Considerations

In order to minimize exposure, the lowest dose should be prescribed to a lactating women to achieve the desired clinical effect.

8.4 Pediatric Use

The efficacy and safety of prednisolone in the pediatric population are based on the well-established course of effect of corticosteroids, which is similar in pediatric and adult populations. Published studies provide evidence of efficacy and safety in pediatric patients for the treatment of nephrotic syndrome (>2 years of age), and aggressive lymphomas and leukemias (>1 month of age). However, some of these conclusions and other indications for pediatric use of corticosteroid, e.g., severe asthma and wheezing, are based on adequate and well-controlled trials conducted in adults, on the premises that the course of the diseases and their pathophysiology are considered to be substantially similar in both populations.

The adverse effects of prednisolone in pediatric patients are similar to those in adults [*see Adverse Reactions (6)*]. Like adults, pediatric patients should be carefully observed with frequent measurements of blood pressure, weight, height, intraocular pressure, and clinical evaluation for the presence of infection, psychosocial disturbances, thromboembolism, peptic ulcers, cataracts, and osteoporosis. Children, who are treated with corticosteroids by any route, including systemically administered corticosteroids, may experience a decrease in their growth velocity. This negative impact of corticosteroids on growth has been observed at low systemic doses and in the absence of laboratory evidence of HPA axis suppression (i.e., cosyntropin stimulation and basal cortisol plasma levels).

Growth velocity may therefore be a more sensitive indicator of systemic corticosteroid exposure in children than some commonly used tests of HPA axis function. The linear growth of children treated with corticosteroids by any route should be monitored, and the potential growth effects of prolonged treatment should be weighed against clinical benefits obtained and the availability of other treatment alternatives. In order to minimize the potential growth effects of corticosteroids, children should be titrated to the lowest effective dose.

8.5 Geriatric Use

No overall differences in safety or effectiveness were observed between elderly subjects and younger subjects, and other reported clinical experience with prednisolone has not identified differences in responses between the elderly and younger patients. However, the incidence of corticosteroid-induced side effects may be increased in geriatric patients and appear to be dose-related. Osteoporosis is the most frequently encountered complication, which occurs at a higher incidence rate in corticosteroid-treated geriatric patients as compared to younger populations and in age-matched controls. Losses of bone mineral density appear to be greatest early on in the course of treatment and may recover over time after steroid withdrawal or use of lower doses (i.e., ≤ 5 mg/day). Prednisolone doses of 7.5 mg/day or higher, have been associated with an increased relative risk of both vertebral and nonvertebral fractures, even in the presence of higher bone density compared to patients with involutional osteoporosis.

Routine screening of geriatric patients, including regular assessments of bone mineral density and institution of fracture prevention strategies, along with regular review of Orapred indication should be undertaken to minimize complications and keep the Orapred dose at the lowest acceptable level. Co-administration of bisphosphonates has been shown to retard the rate of bone loss in corticosteroid-treated males and postmenopausal females, and these agents are recommended in the prevention and treatment of corticosteroid-induced osteoporosis.

It has been reported that equivalent weight-based doses yield higher total and unbound prednisolone plasma concentrations and reduced renal and non-renal clearance in elderly patients compared to younger populations. However, it is not clear whether dosing reductions would be necessary in elderly patients, since these pharmacokinetic alterations may be offset by age-related differences in responsiveness of target organs and/or less pronounced suppression of adrenal release of cortisol. Dose selection for an elderly patient should be cautious, usually starting at the low end of the dosing range, reflecting the greater frequency of decreased hepatic, renal, or cardiac function, and of concomitant disease or other drug therapy.

This drug is known to be substantially excreted by the kidney, and the risk of toxic reactions to this drug may be greater in patients with impaired renal function. Because elderly patients are more likely to have decreased renal function, care should be taken in dose selection, and it may be useful to monitor renal function.

10 OVERDOSAGE

The effects of accidental ingestion of large quantities of prednisolone over a very short period of time have not been reported, but prolonged use of the drug can produce mental symptoms, moon face, abnormal fat deposits, fluid retention, excessive appetite, weight gain, hypertrichosis, acne, striae, ecchymosis, increased sweating, pigmentation, dry scaly skin, thinning scalp hair, increased blood pressure, tachycardia, thrombophlebitis, decreased resistance to infection, negative nitrogen balance with delayed bone and wound healing, headache, weakness, menstrual disorders, accentuated menopausal symptoms, neuropathy, fractures, osteoporosis, peptic ulcer, decreased glucose tolerance, hypokalemia, and adrenal insufficiency. Hepatomegaly and abdominal distention have been observed in children.

Treatment of acute overdosage is by immediate gastric lavage or emesis followed by supportive and symptomatic therapy. For chronic overdosage in the face of severe disease requiring continuous steroid therapy, the dosage of prednisolone may be

reduced only temporarily, or alternate day treatment may be introduced.

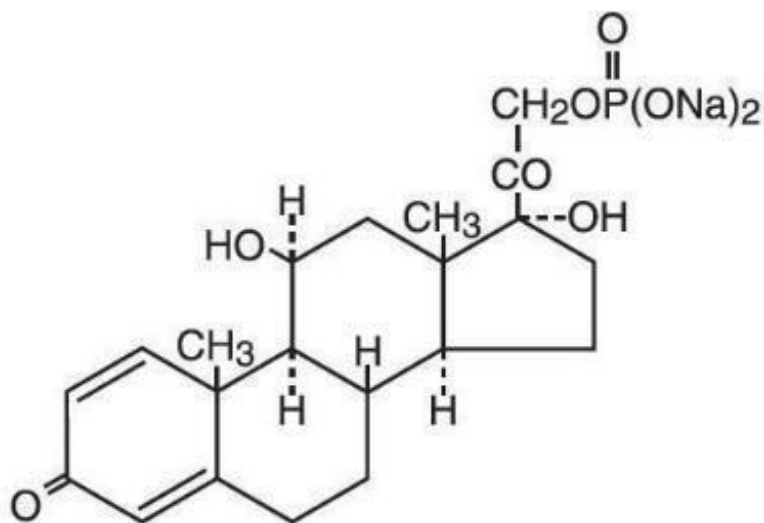
11 DESCRIPTION

Orapred ODT (prednisolone sodium phosphate disintegrating tablets) is a sodium salt of the phosphoester of the glucocorticoid prednisolone. Glucocorticoids are adrenocortical steroids, both naturally occurring and synthetic, which are readily absorbed from the gastrointestinal tract.

Prednisolone sodium phosphate occurs as white or slightly yellow, friable granules or powder. It is freely soluble in water; soluble in methanol; slightly soluble in alcohol and in chloroform; and very slightly soluble in acetone and in dioxane.

The chemical name of prednisolone sodium phosphate is pregna-1, 4-diene-3, 20-dione, 11, 17-dihydroxy-21-(phosphonoxy)-, disodium salt, (11 β)-.

The empirical formula is $C_{21}H_{27}Na_2O_8P$; the molecular weight is 484.39. Its chemical structure is:



Each orally disintegrating tablet also contains the following inactive ingredients: citric acid, colloidal silicon dioxide, crospovidone, grape flavor, hypromellose, magnesium stearate, mannitol, methacrylate copolymer, microcrystalline cellulose, sodium bicarbonate, sucralose, and sucrose.

12 CLINICAL PHARMACOLOGY

12.1 Mechanism of Action

Prednisolone is a synthetic adrenocortical steroid drug with predominantly glucocorticoid properties. Some of these properties reproduce the physiological actions of endogenous glucocorticosteroids, but others do not necessarily reflect any of the adrenal hormones' normal functions; they are seen only after administration of large therapeutic doses of the drug. The pharmacological effects of prednisolone which are due to its glucocorticoid properties include: promotion of gluconeogenesis; increased deposition of

glycogen in the liver; inhibition of the utilization of glucose; anti-insulin activity; increased catabolism of protein; increased lipolysis; stimulation of fat synthesis and storage; increased glomerular filtration rate and resulting increase in urinary excretion of urate (creatinine excretion remains unchanged); and increased calcium excretion. Depressed production of eosinophils and lymphocytes occurs, but erythropoiesis and production of polymorphonuclear leukocytes are stimulated. Inflammatory processes (edema, fibrin deposition, capillary dilatation, migration of leukocytes and phagocytosis) and the later stages of wound healing (capillary proliferation, deposition of collagen, cicatrization) are inhibited. Prednisolone can stimulate secretion of various components of gastric juice. Suppression of the production of corticotropin may lead to suppression of endogenous corticosteroids. Prednisolone has slight mineralocorticoid activity, whereby entry of sodium into cells and loss of intracellular potassium is stimulated. This is particularly evident in the kidney, where rapid ion exchange leads to sodium retention and hypertension.

12.3 Pharmacokinetics

Absorption:

Oral administration of single doses of 30 mg prednisolone base equivalent of Orapred ODT, and Pediapred Solution to 21 adult volunteers yielded comparable pharmacokinetic data:

Table 1. Comparison of Mean Pharmacokinetic Parameters (%CV) in Healthy Volunteers Following a Single Dose of 30 mg Orapred ODT and Pediapred Solution,

Dose*	AUC_{0-∞} (ng·hr/mL)	C_{max} (ng·hr/mL)[†]
(30 mg prednisolone base equivalent)	(± S.D.)	(± S.D.)
Pediapred Solution	2426.1 (360.0)	461.33 (77.94)
Orapred ODT	2408.1 (361.5)	420.91 (78.28)

* Administered under fasting conditions.

† Mean values of 21 normal volunteers

Distribution:

Prednisolone is 70-90% protein-bound in the plasma and the volume of distribution is reported as 0.22 - 0.7 L/kg.

Metabolism:

Prednisolone is reported to be metabolized mainly in the liver and excreted in the urine as sulfate and glucuronide conjugates.

Excretion:

Prednisolone is eliminated from the plasma with a mean (± SD) half-life of 2.6 (± 0.27) hours.

Special Populations

The systemic availability, metabolism and elimination of prednisolone after administration of single weight-based doses (0.8 mg/kg) of intravenous (IV) prednisolone and oral prednisone were reported in a small study of 19 younger (23 to 34 years) and 12 geriatric (65 to 89 years) subjects. Results showed that the systemic availability of total and unbound prednisolone, as well as interconversion between prednisolone and

prednisone were independent of age. The mean unbound fraction of prednisolone was higher, and the steady-state volume of distribution (V_{SS}) of unbound prednisolone was reduced in elderly patients. Plasma prednisolone concentrations were higher in elderly subjects, and the higher AUCs of total and unbound prednisolone were most likely reflective of an impaired metabolic clearance, evidenced by reduced fractional urinary clearance of 6b-hydroxyprednisolone. Despite these findings of higher total and unbound prednisolone concentrations, elderly subjects had higher AUCs of cortisol, suggesting that the elderly population is less sensitive to suppression of endogenous cortisol or their capacity for hepatic inactivation of cortisol is diminished.

13 NONCLINICAL TOXICOLOGY

13.1 Carcinogenesis, Mutagenesis, Impairment of Fertility

Orapred was not formally evaluated in carcinogenicity studies. Review of the published literature identified the potential for malignancy at doses within the therapeutic range. In a 2-year study, male Sprague-Dawley rats administered prednisolone in drinking water at an estimated continuous daily prednisolone consumption of 368 mcg/kg/day (equivalent to 3.5 mg/day in a 60 kg individual based on an mg/m^2 body surface area comparison) developed increased incidences of hepatic adenomas. However infrequent administration of prednisolone did not result in malignancy. In an 18-month study, intermittent (1, 2, 4.5 or 9 times per month) oral gavage of 3 mg/kg prednisolone did not induce tumors in female Sprague-Dawley rats (equivalent to 29 mg in a 60 kg individual based on a mg/m^2 body surface area comparison).

Orapred was not formally evaluated for genotoxicity. However, in published studies prednisolone was not mutagenic with or without metabolic activation in the Ames bacterial reverse mutation assay using *Salmonella typhimurium* and *Escherichia coli*, or in a mammalian cell gene mutation assay using mouse lymphoma L5178Y cells, according to current evaluation standards. In a published chromosomal aberration study in Chinese Hamster Lung (CHL) cells, a slight increase was seen in the incidence of structural chromosomal aberrations with metabolic activation at the highest concentration tested, however, the effect appears to be equivocal.

Orapred was not formally evaluated in fertility studies. However, alterations in motility and numbers of spermatozoa, and menstrual irregularities have been described with clinical use [see *Adverse Reactions (6)*].

16 HOW SUPPLIED/STORAGE AND HANDLING

Orapred ODT (prednisolone sodium phosphate orally disintegrating tablets) 13.4 mg prednisolone sodium phosphate (equivalent to 10 mg prednisolone base) is a white, flat faced, beveled tablet, debossed with ORA on one side and 10 on the other. Supplied as:

- NDC 59212-700-12: 12 tablets per carton. Each carton has 2 cards containing 6 tablets.

Orapred ODT (prednisolone sodium phosphate orally disintegrating tablets) 20.2 mg prednisolone sodium phosphate (equivalent to 15 mg prednisolone base) is a white, flat faced, beveled tablet, debossed with ORA on one side and 15 on the other. Supplied as:

- NDC 59212-701-12: 12 tablets per carton. Each carton has 2 cards containing 6

tablets.

Orapred ODT: (prednisolone sodium phosphate orally disintegrating tablets) 40.3 mg prednisolone sodium phosphate (equivalent to 30 mg prednisolone base) is a white, flat faced, beveled tablet, debossed with ORA on one side and 30 on the other. Supplied as:

- NDC 59212-702-12: 12 tablets per carton. Each carton has 2 cards containing 6 tablets.

Store at 20° to 25°C (68° to 77°F); excursions permitted to 15° to 30°C (59° to 86°F). [See USP controlled Room Temperature]. Protect from moisture.

Do not break or use partial Orapred ODT tablets. Keep out of the reach of children.

17 PATIENT COUNSELING INFORMATION

Advise patients not to discontinue the use of Orapred abruptly or without medical supervision, to advise any healthcare provider that they are taking it, and to seek medical advice at once should they develop fever or other signs of infection. Inform patients to take Orapred exactly as prescribed, follow the instructions on the prescription label, and not stop taking Orapred without first checking with their healthcare providers, as there may be a need for gradual dose reduction.

Patients should discuss with their physician if they have had recent or ongoing infections or if they have recently received a vaccine.

Warn patients who are on immunosuppressant doses of corticosteroids to avoid exposure to chickenpox or measles. Advise patients that if they are exposed, to seek medical advice without delay.

There are a number of medicines that can interact with Orapred. Patients should inform their healthcare provider of all the medicines they are taking, including over-the counter and prescription medicines (such as phenytoin, diuretics, digitalis or digoxin, rifampin, amphotericin B, cyclosporine, insulin or diabetes medicines, ketoconazole, estrogens including birth control pills and hormone replacement therapy, blood thinners such as warfarin, aspirin or other NSAIDS, barbiturates), dietary supplements, and herbal products. If patients are taking any of these drugs, alternate therapy, dosage adjustment, and/or a special test may be needed during the treatment.

For missed doses, inform patients to take the missed dose as soon as they remember. If it is almost time for the next dose, the missed dose should be skipped and the medicine taken at the next regularly scheduled time. Advise patients not to take an extra dose to make up for the missed dose.

Inform patients to take Orapred with food to avoid GI irritation.

Advise patients of common adverse reactions that could occur with Orapred use to include fluid retention, alteration in glucose tolerance, elevation in blood pressure, behavioral and mood changes, increased appetite and weight gain.

Advise pregnant women and females of reproductive potential of the potential risk to a fetus. Advise females to inform their healthcare provider of a known or a suspected pregnancy. [see *Warnings and Precautions (5.10)* and *Use in Specific Populations (8.1)*].

Orapred ODT tablets are packaged in a blister. Patients should be instructed not to remove the tablet from the blister until just prior to dosing. The blister pack should then be peeled open, and the orally disintegrating tablet placed on the tongue, where the tablets may be swallowed whole as any conventional tablet, or allowed to dissolve in the mouth, with or without the assistance of water. Orally disintegrating tablet dosage forms are friable and are not intended to be cut, split, or broken.

Manufactured for:
Concordia Pharmaceuticals

Distributed by:
Amdipharm Limited,
17 Northwood House, Dublin 9, Ireland
US Patent No. 6,740,341
Orapred® is a registered trademark under exclusive license to Amdipharm Limited.
For inquiries call 1-877-370-1142

10 mg Carton

U.S. Patent No. 6,740,341 Rev. 06/20 CN-11999-01

Mfd. for: Concordia Pharmaceuticals
Distributed by: Amipharm Limited, 17 Northwood House, Dublin 9, Ireland
Made in France



CONCORDIA

Orapred ODT
(prednisolone sodium phosphate orally disintegrating tablets)
Equivalent to prednisolone 10mg



400-30-100201.01



NDC 59212-700-12

Orapred ODT
(prednisolone sodium phosphate orally disintegrating tablets)
Equivalent to prednisolone 10mg

Rx only

NDC 59212-700-12

Contents: 2 cards containing 6 tablets

Rx only



Orapred ODT
(prednisolone sodium phosphate orally disintegrating tablets)
Equivalent to prednisolone 10mg

Usual Dosage:

See package insert for full prescribing information

Store at 20° - 25°C (68° - 77°F), Excursions permitted to 15° - 30°C (59° - 86°F).
[See USP Controlled Room Temperature]. Protect from moisture.

GTIN: 00359212700124

SN
EXP
LOT

Keep out of reach of children.
Do not break or use partial ODT tablets.
Do not remove the tablet from the blister until just prior to dosing.

Orapred ODT
(prednisolone sodium phosphate orally disintegrating tablets)
Equivalent to prednisolone 10mg

Rx only

NDC 59212-**700**-12

Contents: 2 cards containing 6 tablets

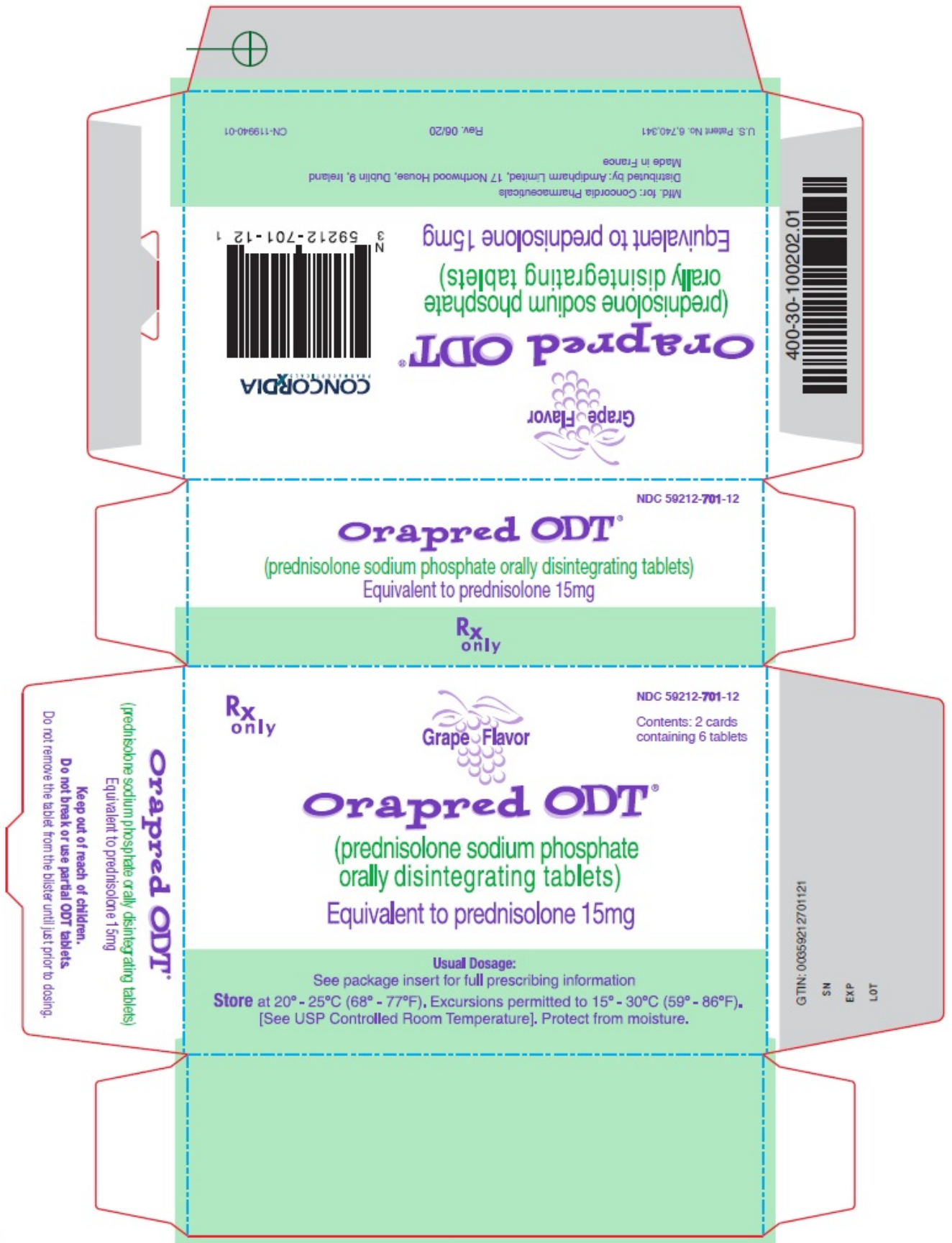
Grape Flavor

Orapred ODT[®]

(prednisolone sodium phosphate orally disintegrating tablets)

Equivalent to prednisolone 10mg

15 mg Carton



+

Rx only

NDC 59212-**701**-12

Contents: 2 cards containing 6 tablets

Grape Flavor

Orapred ODT[®]

(prednisolone sodium phosphate orally disintegrating tablets)

Equivalent to prednisolone 15mg

30 mg Carton

U.S. Patent No. 6,740,341 Rev. 06/20 CN-119941-01

Mfd. for: Concordia Pharmaceuticals
Distributed by: Amdipharm Limited, 17 Northwood House, Dublin 9, Ireland
Made in France




CONCORDIA

Equivalent to prednisolone 30mg
(prednisolone sodium phosphate orally disintegrating tablets)
Orapred ODT



400-30-100203.01



NDC 59212-702-12

Orapred ODT
(prednisolone sodium phosphate orally disintegrating tablets)
Equivalent to prednisolone 30mg

Rx only

NDC 59212-702-12

Contents: 2 cards containing 6 tablets



Rx only

Orapred ODT
(prednisolone sodium phosphate orally disintegrating tablets)
Equivalent to prednisolone 30mg

Usual Dosage:

See package insert for full prescribing information

Store at 20° - 25°C (68° - 77°F), Excursions permitted to 15° - 30°C (59° - 86°F).
[See USP Controlled Room Temperature]. Protect from moisture.

GTIN: 00359212702128

SN
EXP
LOT

Orapred ODT
(prednisolone sodium phosphate orally disintegrating tablets)
Equivalent to prednisolone 30mg

Keep out of reach of children.
Do not break or use partial ODT tablets.
Do not remove the tablet from the blister until just prior to dosing.

Rx only

NDC 59212-702-12

Contents: 2 cards containing 6 tablets

Grape Flavor

Orapred ODT®

(prednisolone sodium phosphate orally disintegrating tablets)

Equivalent to prednisolone 30mg

ORAPRED ODT

prednisolone sodium phosphate tablet, orally disintegrating

Product Information

Product Type	HUMAN PRESCRIPTION DRUG	Item Code (Source)	NDC:59212-700
Route of Administration	ORAL		

Active Ingredient/Active Moiety

Ingredient Name	Basis of Strength	Strength
PREDNISOLONE SODIUM PHOSPHATE (UNII: IV021NXA9J) (PREDNISOLONE - UNII:9PHQ9Y1OLM)	PREDNISOLONE	10 mg

Inactive Ingredients

Ingredient Name	Strength
CITRIC ACID MONOHYDRATE (UNII: 2968PHW8QP)	
SILICON DIOXIDE (UNII: ETJ7Z6XBU4)	
CROSPVIDONE (UNII: 68401960MK)	
HYPROMELLOSES (UNII: 3NXW29V3WO)	
MAGNESIUM STEARATE (UNII: 70097M6I30)	
MANNITOL (UNII: 3OWL53L36A)	
CELLULOSE, MICROCRYSTALLINE (UNII: OP1R32D61U)	
SODIUM BICARBONATE (UNII: 8MDF5V39QO)	
SUCRALOSE (UNII: 96K6UQ3ZD4)	
SUCROSE (UNII: C151H8M554)	
DIMETHYLAMINOETHYL METHACRYLATE - BUTYL METHACRYLATE - METHYL METHACRYLATE COPOLYMER (UNII: 905HNO1SIH)	

Product Characteristics

Color	WHITE	Score	no score
Shape	ROUND	Size	6mm
Flavor	GRAPE	Imprint Code	ORA;10
Contains			

Packaging

#	Item Code	Package Description	Marketing Start Date	Marketing End Date
1	NDC:59212-700-48	8 in 1 CARTON	06/01/2006	09/30/2021
1	NDC:59212-700-06	6 in 1 BLISTER PACK; Type 0: Not a Combination Product		
2	NDC:59212-700-12	2 in 1 CARTON	06/30/2020	
2	NDC:59212-700-06	6 in 1 BLISTER PACK; Type 0: Not a Combination Product		

Marketing Information

Marketing Category	Application Number or Monograph Citation	Marketing Start Date	Marketing End Date
NDA	NDA021959	06/01/2006	

ORAPRED ODT

prednisolone sodium phosphate tablet, orally disintegrating

Product Information

Product Type	HUMAN PRESCRIPTION DRUG	Item Code (Source)	NDC:59212-701
Route of Administration	ORAL		

Active Ingredient/Active Moiety

Ingredient Name	Basis of Strength	Strength
PREDNISOLONE SODIUM PHOSPHATE (UNII: IV021NXA9J) (PREDNISOLONE - UNII:9PHQ9Y1OLM)	PREDNISOLONE	15 mg

Inactive Ingredients

Ingredient Name	Strength
CITRIC ACID MONOHYDRATE (UNII: 2968PHW8QP)	
SILICON DIOXIDE (UNII: ETJ7Z6XBU4)	
CROSPVIDONE (UNII: 68401960MK)	
HYPROMELLOSES (UNII: 3NXW29V3WO)	
MAGNESIUM STEARATE (UNII: 70097M6130)	
MANNITOL (UNII: 3OWL53L36A)	
DIMETHYLAMINOETHYL METHACRYLATE - BUTYL METHACRYLATE - METHYL METHACRYLATE COPOLYMER (UNII: 905HNO1SIH)	
CELLULOSE, MICROCRYSTALLINE (UNII: OP1R32D61U)	
SODIUM BICARBONATE (UNII: 8MDF5V39QO)	
SUCRALOSE (UNII: 96K6UQ3ZD4)	
SUCROSE (UNII: C151H8M554)	

Product Characteristics			
Color	WHITE	Score	no score
Shape	ROUND	Size	6mm
Flavor	GRAPE	Imprint Code	ORA;15
Contains			

Packaging				
#	Item Code	Package Description	Marketing Start Date	Marketing End Date
1	NDC:59212-701-48	8 in 1 CARTON	06/01/2006	09/30/2021
1	NDC:59212-701-06	6 in 1 BLISTER PACK; Type 0: Not a Combination Product		
2	NDC:59212-701-02	1 in 1 CARTON	06/01/2006	04/30/2019
2		2 in 1 BLISTER PACK; Type 0: Not a Combination Product		
3	NDC:59212-701-12	2 in 1 CARTON	06/30/2020	
3	NDC:59212-701-06	6 in 1 BLISTER PACK; Type 0: Not a Combination Product		

Marketing Information			
Marketing Category	Application Number or Monograph Citation	Marketing Start Date	Marketing End Date
NDA	NDA021959	06/01/2006	

ORAPRED ODT

prednisolone sodium phosphate tablet, orally disintegrating

Product Information			
Product Type	HUMAN PRESCRIPTION DRUG	Item Code (Source)	NDC:59212-702
Route of Administration	ORAL		

Active Ingredient/Active Moiety		
Ingredient Name	Basis of Strength	Strength
PREDNISOLONE SODIUM PHOSPHATE (UNII: IV021NXA9J) (PREDNISOLONE - UNII:9PHQ9Y1OLM)	PREDNISOLONE	30 mg

Inactive Ingredients	
Ingredient Name	Strength
CITRIC ACID MONOHYDRATE (UNII: 2968PHW8QP)	
SILICON DIOXIDE (UNII: ETJ7Z6XBU4)	

CROSPROVIDONE (UNII: 68401960MK)	
HYPROMELLOSES (UNII: 3NXW29V3WO)	
MAGNESIUM STEARATE (UNII: 70097M6I30)	
MANNITOL (UNII: 3OWL53L36A)	
DIMETHYLAMINOETHYL METHACRYLATE - BUTYL METHACRYLATE - METHYL METHACRYLATE COPOLYMER (UNII: 905HNO1SIH)	
CELLULOSE, MICROCRYSTALLINE (UNII: OP1R32D61U)	
SODIUM BICARBONATE (UNII: 8MDF5V39QO)	
SUCRALOSE (UNII: 96K6UQ3ZD4)	
SUCROSE (UNII: C151H8M554)	

Product Characteristics

Color	WHITE	Score	no score
Shape	ROUND	Size	6mm
Flavor	GRAPE	Imprint Code	ORA;30
Contains			

Packaging

#	Item Code	Package Description	Marketing Start Date	Marketing End Date
1	NDC:59212-702-48	8 in 1 CARTON	06/01/2006	10/31/2021
1	NDC:59212-702-06	6 in 1 BLISTER PACK; Type 0: Not a Combination Product		
2	NDC:59212-702-12	2 in 1 CARTON	06/30/2020	
2	NDC:59212-702-06	6 in 1 BLISTER PACK; Type 0: Not a Combination Product		

Marketing Information

Marketing Category	Application Number or Monograph Citation	Marketing Start Date	Marketing End Date
NDA	NDA021959	06/01/2006	

Labeler - Concordia Pharmaceuticals Inc. (815240092)

Revised: 6/2024

Concordia Pharmaceuticals Inc.