

## BETAMETHASONE VALERATE- betamethasone valerate cream Redpharm Drug

-----  
**BETAMETHASONE VALERATE CREAM USP, 0.1%**  
**BETAMETHASONE VALERATE OINTMENT USP, 0.1%**  
**BETAMETHASONE VALERATE LOTION USP, 0.1%**  
**(Potency expressed as betamethasone)**

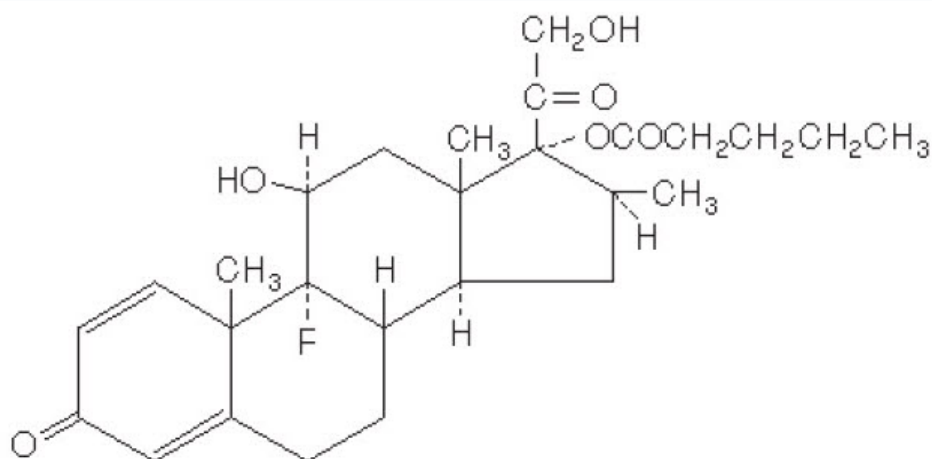
### Rx only

FOR DERMATOLOGIC USE ONLY.  
NOT FOR OPHTHALMIC USE.

### DESCRIPTION:

Betamethasone Valerate Cream, Ointment and Lotion contain betamethasone valerate USP, a synthetic adrenocorticosteroid for dermatologic use. Betamethasone, an analog of prednisolone, has a high degree of glucocorticoid activity and a slight degree of mineralocorticoid activity.

Betamethasone valerate is a white to practically white odorless crystalline powder practically insoluble in water, freely soluble in acetone and chloroform, soluble in alcohol, and slightly soluble in benzene and ether. Chemically, it is 9-fluoro-11 $\beta$ ,17,21-trihydroxy-16 $\beta$ -methylpregna-1, 4-diene-3,20-dione 17-valerate. The structural formula is:



Molecular Formula:  $C_{27}H_{37}FO_6$

Molecular Weight: 476.59

Each gram of the 0.1% Cream contains 1.2 mg betamethasone valerate (equivalent to 1 mg betamethasone) in a soft, white, hydrophilic cream of purified water, mineral oil, white petrolatum, polyoxyl 20 cetostearyl ether, cetostearyl alcohol, monobasic sodium phosphate and phosphoric acid or sodium hydroxide (to adjust pH, if required); chlorocresol is present as a preservative.

Each gram of the 0.1% Ointment contains 1.2 mg betamethasone valerate (equivalent to 1 mg betamethasone) in an ointment base of white petrolatum and mineral oil.

Each gram of the 0.1% Lotion contains 1.2 mg betamethasone valerate (equivalent to 1 mg betamethasone) in a vehicle of isopropyl alcohol and water slightly thickened with carbomer 934P. Sodium hydroxide is used to adjust pH.

### **CLINICAL PHARMACOLOGY:**

Topical corticosteroids share anti-inflammatory, antipruritic and vasoconstrictive actions.

The mechanism of anti-inflammatory activity of the topical corticosteroids is unclear. Various laboratory methods, including vasoconstrictor assays, are used to compare and predict potencies and/or clinical efficacies of the topical corticosteroids. There is some evidence to suggest that a recognizable correlation exists between vasoconstrictor potency and therapeutic efficacy in man.

**Pharmacokinetics:** The extent of percutaneous absorption of topical corticosteroids is determined by many factors including the vehicle, the integrity of the epidermal barrier, and the use of occlusive dressings.

Topical corticosteroids can be absorbed from normal intact skin. Inflammation and/or other disease processes in the skin increase percutaneous absorption. Occlusive dressings substantially increase the percutaneous absorption of topical corticosteroids. Thus, occlusive dressings may be a valuable therapeutic adjunct for treatment of resistant dermatoses.

Once absorbed through the skin, topical corticosteroids are handled through pharmacokinetic pathways similar to systemically administered corticosteroids. Corticosteroids are bound to plasma proteins in varying degrees. Corticosteroids are metabolized primarily in the liver and are then excreted by the kidneys. Some of the topical corticosteroids and their metabolites are also excreted into the bile.

### **INDICATIONS AND USAGE:**

Topical corticosteroids are indicated for the relief of the inflammatory and pruritic manifestations of corticosteroid-responsive dermatoses.

### **CONTRAINDICATIONS:**

Topical corticosteroids are contraindicated in those patients with a history of hypersensitivity to any of the components of the preparation.

### **PRECAUTIONS:**

**General:** Systemic absorption of topical corticosteroids has produced reversible hypothalamic-pituitary-adrenal (HPA) axis suppression, manifestations of Cushing's syndrome, hyperglycemia, and glucosuria in some patients.

Conditions which augment systemic absorption include the application of the more potent steroids, use over large surface areas, prolonged use, and the addition of occlusive dressings.

Therefore, patients receiving a large dose of a potent topical steroid applied to a large

surface area should be evaluated periodically for evidence of HPA axis suppression by using the urinary free cortisol and ACTH stimulation tests. If HPA axis suppression is noted, an attempt should be made to withdraw the drug, to reduce the frequency of application, or substitute to a less potent steroid.

Recovery of HPA axis function is generally prompt and complete upon discontinuation of the drug. Infrequently, signs and symptoms of steroid withdrawal may occur, requiring supplemental systemic corticosteroids.

Pediatric patients may absorb proportionally larger amounts of topical corticosteroids and thus be more susceptible to systemic toxicity (See **PRECAUTIONS—Pediatric Use**).

If irritation develops, topical corticosteroids should be discontinued and appropriate therapy instituted.

In the presence of dermatological infections, the use of an appropriate antifungal or antibacterial agent should be instituted. If a favorable response does not occur promptly, the corticosteroid should be discontinued until the infection has been adequately controlled.

**Information for Patients:** Patients using topical corticosteroids should receive the following information and instructions:

1. This medication is to be used as directed by the physician. It is for external use only. Avoid contact with the eyes.
2. Patients should be advised not to use this medication for any disorder other than that for which it was prescribed.
3. The treated skin area should not be bandaged or otherwise covered or wrapped as to be occlusive unless directed by the physician.
4. Patients should report any signs of local adverse reactions especially under occlusive dressing.
5. Parents of pediatric patients should be advised not to use tight-fitting diapers or plastic pants on a child being treated in the diaper area, as these garments may constitute occlusive dressings.

**Laboratory tests:** The following tests may be helpful in evaluating the HPA axis suppression:

- Urinary free cortisol test
- ACTH stimulation test

**Carcinogenesis, Mutagenesis and Impairment of Fertility:** Long-term animal studies have not been performed to evaluate the carcinogenic potential or the effect on fertility of topical corticosteroids.

Studies to determine mutagenicity with prednisolone and hydrocortisone have revealed negative results.

**Pregnancy: Teratogenic Effects— *Pregnancy Category C.*** Corticosteroids are generally teratogenic in laboratory animals when administered systemically at relatively low dosage levels. The more potent corticosteroids have been shown to be teratogenic after dermal application in laboratory animals. There are no adequate and well-controlled studies in pregnant women on teratogenic effects from topically applied corticosteroids. Therefore, topical corticosteroids should be used during pregnancy only if the potential

benefit justifies the potential risk to the fetus. Drugs of this class should not be used extensively on pregnant patients, in large amounts, or for prolonged periods of time.

**Nursing Mothers:** It is not known whether topical administration of corticosteroids could result in sufficient systemic absorption to produce detectable quantities in breast milk. Systemically administered corticosteroids are secreted into breast milk in quantities *not* likely to have a deleterious effect on the infant. Nevertheless, caution should be exercised when topical corticosteroids are administered to a nursing woman.

**Pediatric Use: Pediatric patients may demonstrate greater susceptibility to topical corticosteroid-induced HPA axis suppression and Cushing's syndrome than mature patients because of a larger skin surface area to body weight ratio.**

Hypothalamic-pituitary-adrenal (HPA) axis suppression, Cushing's syndrome, and intracranial hypertension have been reported in children receiving topical corticosteroids. Manifestations of adrenal suppression in children include linear growth retardation, delayed weight gain, low plasma cortisol levels, and absence of response to ACTH stimulation. Manifestations of intracranial hypertension include bulging fontanelles, headaches, and bilateral papilledema.

Administration of topical corticosteroids to pediatric patients should be limited to the least amount compatible with an effective therapeutic regimen. Chronic corticosteroid therapy may interfere with the growth and development of children.

## **ADVERSE REACTIONS:**

The following local adverse reactions are reported infrequently with topical corticosteroids, but may occur more frequently with the use of occlusive dressings. These reactions are listed in an approximate decreasing order of occurrence: burning, itching, irritation, dryness, folliculitis, hypertrichosis, acneiform eruptions, hypopigmentation, perioral dermatitis, allergic contact dermatitis, maceration of the skin, secondary infection, skin atrophy, striae and miliaria.

## **OVERDOSAGE:**

Topically applied corticosteroids can be absorbed in sufficient amounts to produce systemic effects (See **PRECAUTIONS**).

## **DOSAGE AND ADMINISTRATION:**

Apply a thin film of Betamethasone Valerate Cream or Ointment to the affected skin areas one to three times a day. Dosage once or twice a day is often effective.

Apply a few drops of Betamethasone Valerate Lotion to the affected area and massage lightly until it disappears. Apply twice daily, in the morning and at night. Dosage may be increased in stubborn cases. Following improvement, apply once daily. For the most effective and economical use, apply nozzle very close to affected area and gently squeeze bottle.

## HOW SUPPLIED:

---

Betamethasone Valerate Cream USP, 0.1% is supplied as follows: 15 g tubes NDC 0168-0040-15 45 g tubes NDC 0168-0040-46	Betamethasone Valerate Ointment USP, 0.1% is supplied as follows: 15 g tubes NDC 0168-0033-15 45 g tubes NDC 0168-0033-46	Betamethasone Valerate Lotion USP, 0.1% is supplied as follows: 60 mL bottles NDC 0168-0041-60 Shake well before using. Store away from heat and protect from light.
---	--	--

---

Store at room temperature 15° - 30°C (59° - 86°F) [see USP Controlled Room Temperature].

### **E. FOUGERA & CO.**

A division of

**Fougera**

PHARMACEUTICALS INC.

Melville, NY 11747

46289058A

R06/2021

#57

### **PACKAGE LABEL - PRINCIPAL DISPLAY PANEL - 15 GRAM CONTAINER**

**NDC0168-0040-15**

**Fougera®**

**BETAMETHASONE**

**VALERATE CREAM**

**USP, 0.1%**

**(Potency expressed as betamethasone)**

Rx only

**NET WT 15 grams**

NDC 0168-0040-15

**BETAMETHASONE  
VALERATE CREAM  
USP, 0.1%**

(Potency expressed as betamethasone)

**fougera**®

USUAL DOSAGE: Apply a thin film to the affected skin areas one to three times a day. Dosage once or twice a day is often effective.

See insert for complete information.

**KEEP OUT OF THE REACH OF CHILDREN.**

TO OPEN: Use cap to puncture seal.

IMPORTANT: Do not use if seal has been punctured or is not visible.

E. FOUGERA & CO.  
A division of Fougera Pharmaceuticals Inc.  
Melville, New York 11747

**R** only

Each gram contains 1.2 mg betamethasone valerate (equivalent to 1 mg betamethasone) in a soft, white, hydrophilic cream of water, mineral oil, white petrolatum, polyoxyl 20 cetostearyl ether, cetostearyl alcohol, monobasic sodium phosphate and phosphoric acid or sodium hydroxide (to adjust pH, if required); chlorocresol is present as a preservative.

**NET WT 15 grams**

FOR DERMATOLOGIC USE ONLY.  
NOT FOR OPHTHALMIC USE.

Store at room temperature 15°-30°C (59°-86°F) [see USP Controlled Room Temperature].

See crimp of tube for Control No. and Exp. Date.

46289082A R05/2021



#42



**PACKAGE LABEL - PRINCIPAL DISPLAY PANEL - 15 GRAM CARTON**

**NDC0168-0040-15**

Rx only

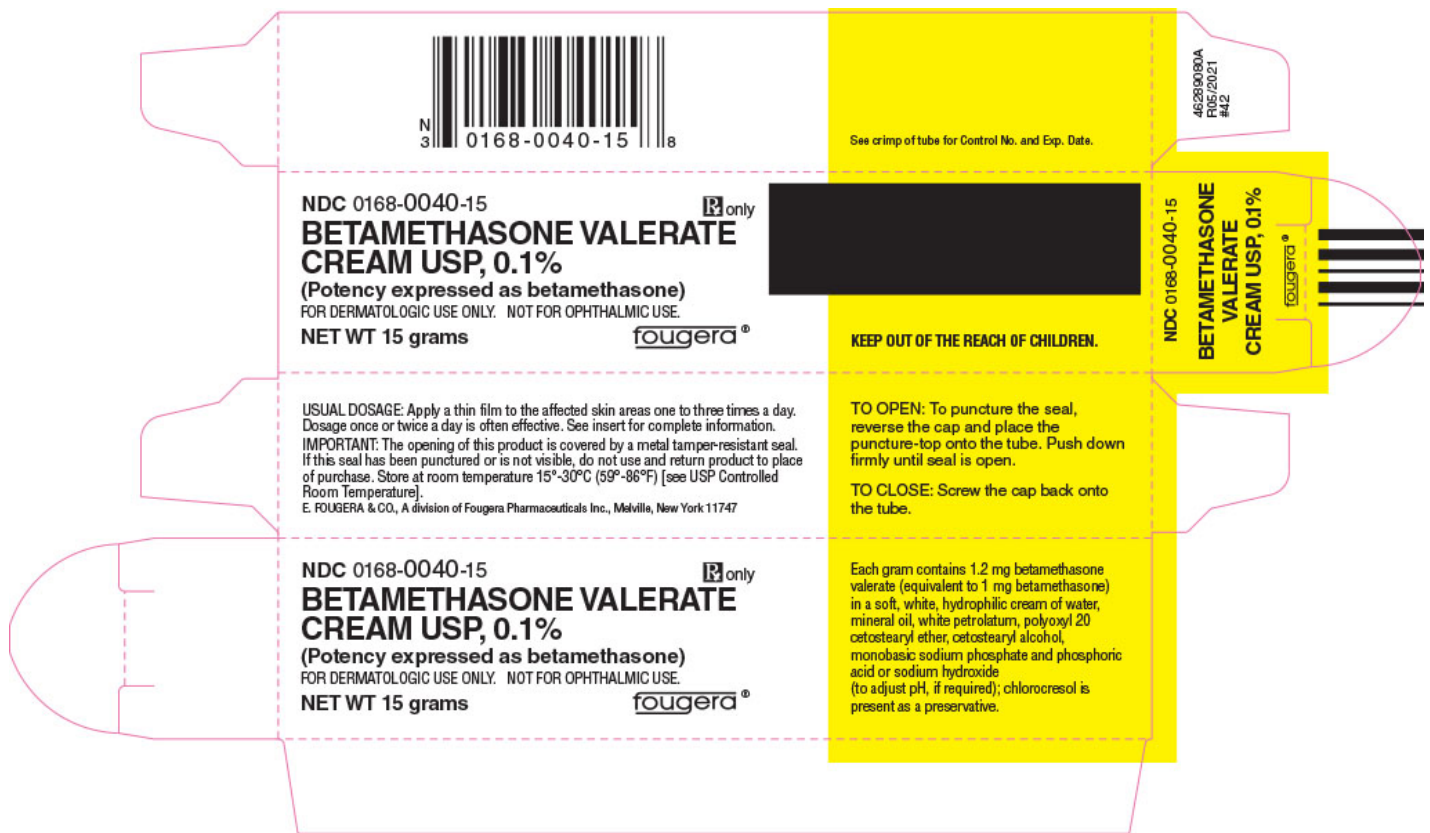
**Fougera**®

**BETAMETHASONE VALERATE  
CREAM USP, 0.1%  
(Potency expressed as betamethasone)**

FOR DERMATOLOGIC  
USE ONLY.  
NOT FOR OPHTHALMIC USE.

WARNING: Keep out of  
reach of children.

**NET WT 15 grams**



## PACKAGE LABEL - PRINCIPAL DISPLAY PANEL - 60 ML CONTAINER

NDC0168-0041-60

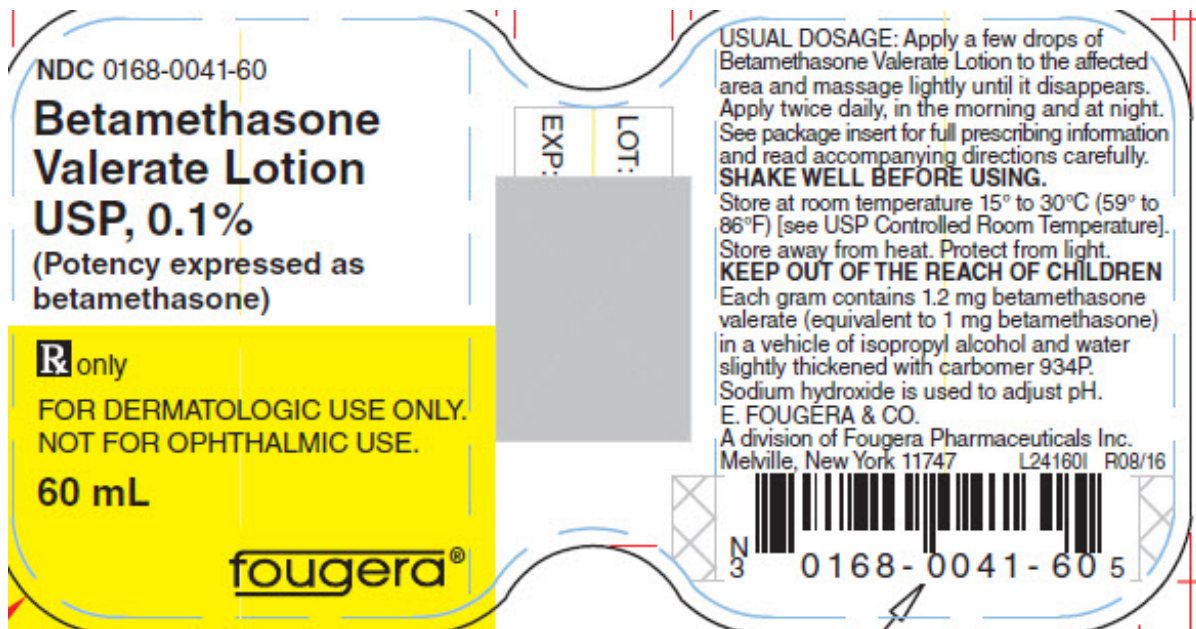
Fougera®

**BETAMETHASONE  
VALERATE  
LOTION USP, 0.1%**  
(Potency expressed as betamethasone)

**60 mL**

FOR DERMATOLOGIC USE ONLY.  
NOT FOR OPHTHALMIC USE.

Rx only



**PACKAGE LABEL - PRINCIPAL DISPLAY PANEL - 60 ML CARTON**

**NDC0168-0041-60**

**Fougera®**

**BETAMETHASONE  
VALERATE**

**LOTION USP, 0.1%**  
**(Potency expressed as  
betamethasone)**

**60 mL**

FOR DERMATOLOGIC USE ONLY.  
NOT FOR OPHTHALMIC USE.

Rx only





**PACKAGE LABEL - PRINCIPAL DISPLAY PANEL - 15 GRAM CONTAINER**

**NDC0168-0033-15**

**Fougera®**

**BETAMETHASONE  
VALERATE OINTMENT**

**USP, 0.1%**

**(Potency expressed as betamethasone)**

Rx only

**NET WT 15 grams**



**PACKAGE LABEL - PRINCIPAL DISPLAY PANEL - 15 GRAM CARTON**

**NDC0168-0033-15**

Rx only

**Fougera®**

**BETAMETHASONE VALERATE  
OINTMENT USP, 0.1%  
(Potency expressed as betamethasone)**

FOR DERMATOLOGIC  
USE ONLY.  
NOT FOR OPHTHALMIC USE.

WARNING: Keep out of  
reach of children.

**NET WT 15 grams**



NDC 0168-0033-15 **R** only

**Betamethasone Valerate Ointment USP, 0.1%**  
(Potency expressed as betamethasone)

FOR DERMATOLOGIC USE ONLY.  
NOT FOR OPHTHALMIC USE. **fougera**<sup>®</sup>

USUAL DOSAGE: Apply a thin film to the affected skin areas one to three times a day. Dosage once or twice a day is often effective. See insert for complete information.  
Store at room temperature 15° to 30°C (59° to 86°F) [see USP Controlled Room Temperature].  
E. FOUGERA & CO.  
A division of Fougera Pharmaceuticals Inc., Melville, New York 11747

NDC 0168-0033-15 **R** only

**Betamethasone Valerate Ointment USP, 0.1%**  
(Potency expressed as betamethasone)

FOR DERMATOLOGIC USE ONLY.  
NOT FOR OPHTHALMIC USE. **fougera**<sup>®</sup>

See crimp of tube for Control No. and Exp. Date.

**NET WT 15 grams**

IMPORTANT: The opening of this product is covered by a metal tamper-resistant seal. If this seal has been punctured or is not visible, do not use and return product to place of purchase.  
TO OPEN: To puncture the seal, reverse the cap and place the puncture-top onto the tube. Push down firmly until seal is open.  
TO CLOSE: Screw the cap back onto the tube.

Each gram contains: 1.2 mg betamethasone valerate (equivalent to 1 mg betamethasone) in an ointment base of white petrolatum and mineral oil.

**KEEP OUT OF THE REACH OF CHILDREN.**

**NET WT 15 grams**

IU4 508D  
R08/16  
#243

NDC 0168-0033-15  
Betamethasone  
Valerate  
Ointment  
USP, 0.1%  
**fougera**<sup>®</sup>

## BETAMETHASONE VALERATE

betamethasone valerate cream

### Product Information

<b>Product Type</b>	HUMAN PRESCRIPTION DRUG	<b>Item Code (Source)</b>	NDC:67296-0573(NDC:0168-0040)
<b>Route of Administration</b>	TOPICAL		

### Active Ingredient/Active Moiety

Ingredient Name	Basis of Strength	Strength
<b>BETAMETHASONE VALERATE</b> (UNII: 9IFA5XM7R2) (BETAMETHASONE - UNII:9842X06Q6M)	BETAMETHASONE	1 mg in 1 g

### Inactive Ingredients

Ingredient Name	Strength
<b>WATER</b> (UNII: 059QF0KO0R)	
<b>MINERAL OIL</b> (UNII: T5L8T28FGP)	

<b>PETROLATUM</b> (UNII: 4T6H12BN9U)	
<b>CETOSTEARYL ALCOHOL</b> (UNII: 2DMT128M1S)	
<b>POLYOXYL 20 CETOSTEARYL ETHER</b> (UNII: YRC528SWUY)	
<b>SODIUM PHOSPHATE, MONOBASIC, UNSPECIFIED FORM</b> (UNII: 3980JH2SW)	
<b>PHOSPHORIC ACID</b> (UNII: E4GA8884NN)	
<b>SODIUM HYDROXIDE</b> (UNII: 55X04QC32I)	
<b>CHLOROCRESOL</b> (UNII: 36W5307109)	

### Packaging

#	Item Code	Package Description	Marketing Start Date	Marketing End Date
1	NDC:67296-0573-1	15 g in 1 TUBE; Type 0: Not a Combination Product	08/31/1983	

### Marketing Information

Marketing Category	Application Number or Monograph Citation	Marketing Start Date	Marketing End Date
NDA	NDA018861	08/31/1983	

**Labeler** - Redpharm Drug (828374897)

### Establishment

Name	Address	ID/FEI	Business Operations
Redpharm Drug		828374897	repack(67296-0573)

Revised: 7/2024

Redpharm Drug