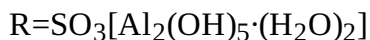
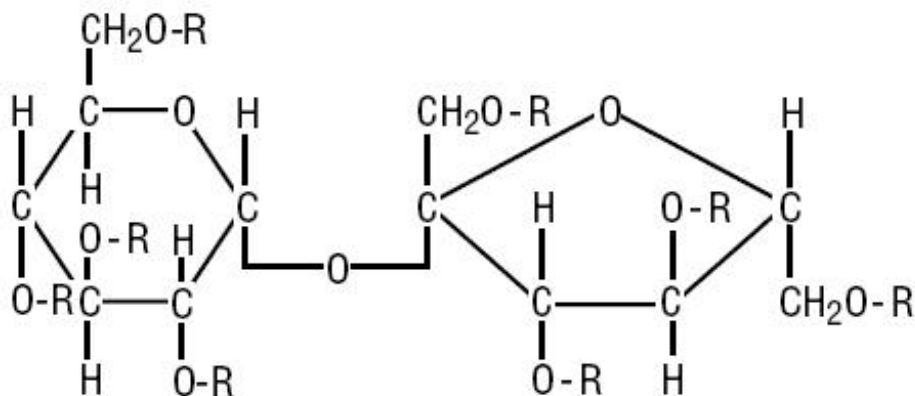


**SUCRALFATE - sucralfate tablet**  
**Physicians Total Care, Inc.**

-----  
**DESCRIPTION**

Sucralfate is an  $\alpha$ -D-glucopyranoside,  $\beta$ -D-fructofuranosyl-, octakis(hydrogen sulfate), aluminum complex.



Tablets for oral administration contain 1 g of sucralfate.

**Inactive Ingredients**

Corn starch, magnesium stearate, and microcrystalline cellulose

**Therapeutic Category**

antiulcer

**CLINICAL PHARMACOLOGY**

Sucralfate is only minimally absorbed from the gastrointestinal tract. The small amounts of the sulfated disaccharide that are absorbed are excreted primarily in the urine.

Although the mechanism of sucralfate's ability to accelerate healing of duodenal ulcers remains to be fully defined, it is known that it exerts its effect through a local, rather than systemic, action. The following observations also appear pertinent:

1. Studies in human subjects and with animal models of ulcer disease have shown that sucralfate forms an ulcer-adherent complex with proteinaceous exudate at the ulcer site.
2. *In vitro*, a sucralfate-albumin film provides a barrier to diffusion of hydrogen ions.
3. In human subjects, sucralfate given in doses recommended for ulcer therapy inhibits pepsin activity in gastric juice by 32%.
4. *In vitro*, sucralfate absorbs bile salts.

These observations suggest that sucralfate's antiulcer activity is the result of formation of an ulcer-adherent complex that covers the ulcer site and protects it against further attack by acid, pepsin, and bile salts. There are approximately 14-16 mEq of acid-neutralizing capacity per 1 g dose of sucralfate.

## CLINICAL TRIALS

### Acute Duodenal Ulcer

Over 600 patients have participated in well-controlled clinical trials worldwide. Multicenter trials conducted in the United States, both of them placebo-controlled studies with endoscopic evaluation at 2 and 4 weeks, showed:

#### STUDY 1

Treatment Groups	Ulcer Healing/No. Patients	
	2 wk	4 wk (Overall)
Sucralfate	37/105 (35.2%)	82/109 (75.2%)
Placebo	26/106 (24.5%)	68/107 (63.6%)

#### STUDY 2

Treatment Groups	Ulcer Healing/No. Patients	
	2 wk	4 wk (Overall)
Sucralfate	8/24 (33%)	22/24 (92%)
Placebo	4/31 (13%)	18/31 (58%)

The sucralfate-placebo differences were statistically significant in both studies at 4 weeks but not at 2 weeks. The poorer result in the first study may have occurred because sucralfate was given 2 hours after meals and at bedtime rather than 1 hour before meals and at bedtime, the regimen used in international studies and in the second United States study. In addition, in the first study liquid antacid was utilized as needed, whereas in the second study antacid tablets were used.

#### Maintenance Therapy After Healing of Duodenal Ulcer

Two double-blind randomized placebo-controlled U.S. multicenter trials have demonstrated that sucralfate (1 g bid) is effective as maintenance therapy following healing of duodenal ulcers.

In one study, endoscopies were performed monthly for 4 months. Of the 254 patients who enrolled, 239 were analyzed in the intention-to-treat life table analysis presented below.

#### Duodenal Ulcer Recurrence Rate (%)

Drug	n	Months of Therapy			
		1	2	3	4
Sucralfate	122	20*	30*	38 <sup>†</sup>	42 <sup>†</sup>
Placebo	117	33	46	55	63

\* p less than 0.05

<sup>†</sup> p less than 0.01

In this study, prn antacids were not permitted.

In the other study, scheduled endoscopies were performed at 6 and 12 months, but for-cause endoscopies were permitted as symptoms dictated. Median symptom scores between the sucralfate and placebo groups were not significantly different. A life table intention-to-treat analysis for the 94 patients enrolled in the trial had the following results:

## Duodenal Ulcer Recurrence Rate (%)

Drug	n	6 months	12 months
Sucralfate	48	19*	27*
Placebo	46	54	65

\* p less than 0.002

In this study, prn antacids were permitted.

Data from placebo-controlled studies longer than 1 year are not available.

## INDICATIONS AND USAGE

Sucralfate is indicated in:

- Short-term treatment (up to 8 weeks) of active duodenal ulcer. While healing with sucralfate may occur during the first week or two, treatment should be continued for 4 to 8 weeks unless healing has been demonstrated by x-ray or endoscopic examination.
- Maintenance therapy for duodenal ulcer patients at reduced dosage after healing of acute ulcers.

## CONTRAINDICATIONS

There are no known contraindications to the use of sucralfate.

## PRECAUTIONS

Duodenal ulcer is a chronic, recurrent disease. While short-term treatment with sucralfate can result in complete healing of the ulcer, a successful course of treatment with sucralfate should not be expected to alter the posthealing frequency or severity of duodenal ulceration.

### Special Populations Chronic Renal Failure and Dialysis Patients

When sucralfate is administered orally, small amounts of aluminum are absorbed from the gastrointestinal tract. Concomitant use of sucralfate with other products that contain aluminum, such as aluminum-containing antacids, may increase the total body burden of aluminum. Patients with normal renal function receiving the recommended doses of sucralfate and aluminum-containing products adequately excrete aluminum in the urine. Patients with chronic renal failure or those receiving dialysis have impaired excretion of absorbed aluminum. In addition, aluminum does not cross dialysis membranes because it is bound to albumin and transferrin plasma proteins. Aluminum accumulation and toxicity (aluminum osteodystrophy, osteomalacia, encephalopathy) have been described in patients with renal impairment. Sucralfate should be used with caution in patients with chronic renal failure.

### Drug Interactions

Some studies have shown that simultaneous sucralfate administration in healthy volunteers reduced the extent of absorption (bioavailability) of single doses of the following: cimetidine, digoxin, fluoroquinolone antibiotics, ketoconazole, 1-thyroxine, phenytoin, quinidine, ranitidine, tetracycline, and theophylline. Subtherapeutic prothrombin times with concomitant warfarin and sucralfate therapy have been reported in spontaneous and published case reports. However, two clinical studies have demonstrated no change in either serum warfarin concentration or prothrombin time with the addition of sucralfate to chronic warfarin therapy.

The mechanism of these interactions appears to be nonsystemic in nature, presumably resulting from sucralfate binding to the concomitant agent in the gastrointestinal tract. In all case studies to date (cimetidine, ciprofloxacin, digoxin, norfloxacin, ofloxacin, and ranitidine), dosing the concomitant

medication 2 hours before sucralfate eliminated the interaction. Because of the potential of sucralfate to alter the absorption of some drugs, sucralfate should be administered separately from other drugs when alterations in bioavailability are felt to be critical. In these cases, patients should be monitored appropriately.

#### Carcinogenesis, Mutagenesis, Impairment of Fertility

Chronic oral toxicity studies of 24 months' duration were conducted in mice and rats at doses up to 1 g/kg (12 times the human dose).

There was no evidence of drug-related tumorigenicity. A reproduction study in rats at doses up to 38 times the human dose did not reveal any indication of fertility impairment. Mutagenicity studies were not conducted.

#### Pregnancy/Teratogenic Effects/Pregnancy category B

Teratogenicity studies have been performed in mice, rats, and rabbits at doses up to 50 times the human dose and have revealed no evidence of harm to the fetus due to sucralfate. There are, however, no adequate and well-controlled studies in pregnant women. Because animal reproduction studies are not always predictive of human response, this drug should be used during pregnancy only if clearly needed.

#### Nursing Mothers

It is not known whether this drug is excreted in human milk. Because many drugs are excreted in human milk, caution should be exercised when sucralfate is administered to a nursing woman.

#### Pediatric Use

Safety and effectiveness in children have not been established.

#### Geriatric Use

Clinical studies of sucralfate tablets did not include sufficient numbers of subjects aged 65 and over to determine whether they respond differently from younger subjects. Other reported clinical experience has not identified differences in responses between the elderly and younger patients. In general, dose selection for an elderly patient should be cautious, usually starting at the low end of the dosing range, reflecting the greater frequency of decreased hepatic, renal, or cardiac function, and of concomitant disease or other drug therapy. (See **DOSAGE AND ADMINISTRATION**.)

This drug is known to be substantially excreted by the kidney, and the risk of toxic reactions to this drug may be greater in patients with impaired renal function. (See **PRECAUTIONS, Special Populations, Chronic Renal Failure and Dialysis Patients**.) Because elderly patients are more likely to have decreased renal function, care should be taken in dose selection, and it may be useful to monitor renal function.

## ADVERSE REACTIONS

Adverse reactions to sucralfate in clinical trials were minor and only rarely led to discontinuation of the drug. In studies involving over 2700 patients treated with sucralfate tablets, adverse effects were reported in 129 (4.7%).

Constipation was the most frequent complaint (2%). Other adverse effects reported in less than 0.5% of the patients are listed below by body system:

#### Gastrointestinal

diarrhea, nausea, vomiting, gastric discomfort, indigestion, flatulence, dry mouth

#### Dermatological

pruritus, rash

#### Nervous System

dizziness, insomnia, sleepiness, vertigo

#### Other

back pain, headache

Postmarketing reports of hypersensitivity reactions, including urticaria (hives), angioedema, respiratory difficulty, rhinitis, laryngospasm, and facial swelling have been reported in patients receiving sucralfate tablets. Similar events were reported with sucralfate suspension. However, a causal relationship has not been established.

Bezoars have been reported in patients treated with sucralfate. The majority of patients had underlying medical conditions that may predispose to bezoar formation (such as delayed gastric emptying) or were receiving concomitant enteral tube feedings.

Inadvertent injection of insoluble sucralfate and its insoluble excipients has led to fatal complications, including pulmonary and cerebral emboli. Sucralfate is **not** intended for intravenous administration.

## OVERDOSAGE

Due to limited experience in humans with overdosage of sucralfate, no specific treatment recommendations can be given. Acute oral toxicity studies in animals, however, using doses up to 12 g/kg body weight, could not find a lethal dose. Sucralfate is only minimally absorbed from the gastrointestinal tract. Risks associated with acute overdosage should, therefore, be minimal. In rare reports describing sucralfate overdose, most patients remained asymptomatic. Those few reports where adverse events were described included symptoms of dyspepsia, abdominal pain, nausea, and vomiting.

## DOSAGE AND ADMINISTRATION

### Active Duodenal Ulcer

The recommended adult oral dosage for duodenal ulcer is 1 g four times per day on an empty stomach.

Antacids may be prescribed as needed for relief of pain but should not be taken within one-half hour before or after sucralfate.

While healing with sucralfate may occur during the first week or two, treatment should be continued for 4 to 8 weeks unless healing has been demonstrated by x-ray or endoscopic examination.

### Maintenance Therapy

The recommended adult oral dosage is 1 g twice a day.

### Elderly

In general, dose selection for an elderly patient should be cautious, usually starting at the low end of the dosing range, reflecting the greater frequency of decreased hepatic, renal, or cardiac function, and of concomitant disease or other drug therapy. (See **PRECAUTIONS, Geriatric Use.**)

## HOW SUPPLIED

Sucralfate tablets, USP are supplied as white, single-scored, capsule-shaped tablets containing 1 gram of sucralfate. Available in bottles of:

---

30 tablets	NDC 54868-3933-0
60 tablets	NDC 54868-3933-1
120 tablets	NDC 54868-3933-2
180 tablets	NDC 54868-3933-3

---

Tablets are debossed "BIOCRAFT" on one side and "105" twice on the scored side.

Store at 20° to 25°C (68° to 77°F) [See USP Controlled Room Temperature].

Dispense in a tight, light-resistant container as defined in the USP, with a child-resistant closure (as required).

Manufactured By:

**TEVA PHARMACEUTICALS USA**

Sellersville, PA 18960

Rev. E 5/2007

Repackaging and Relabeling by:


Physicians Total Care, Inc.

Tulsa, OK 74146

## PRINCIPAL DISPLAY PANEL

Sucralfate tablets, USP

1 gram



## SUCRALFATE

sucralfate tablet

### Product Information

Product Type	HUMAN PRESCRIPTION DRUG	Item Code (Source)	NDC:54868-3933(NDC:0093-2210)
Route of Administration	ORAL		

### Active Ingredient/Active Moiety

Ingredient Name	Basis of Strength	Strength
SUCRALFATE (UNII: XX73205DH5) (SUCRALFATE - UNII:XX73205DH5)	SUCRALFATE	1 g

### Inactive Ingredients

Ingredient Name	Strength
STARCH, CORN (UNII: O8232NY3SJ)	
MAGNESIUM STEARATE (UNII: 70097M6I30)	
CELLULOSE, MICROCRYSTALLINE (UNII: OPIR32D61U)	

## Product Characteristics

<b>Color</b>	white	<b>Score</b>	2 pieces
<b>Shape</b>	OVAL (capsule shaped)	<b>Size</b>	19mm
<b>Flavor</b>		<b>Imprint Code</b>	BIOCRAFT;105;105
<b>Contains</b>			

## Packaging

#	Item Code	Package Description	Marketing Start Date	Marketing End Date
1	NDC:54868-3933-0	30 in 1 BOTTLE		
2	NDC:54868-3933-1	60 in 1 BOTTLE		
3	NDC:54868-3933-2	120 in 1 BOTTLE		
4	NDC:54868-3933-3	180 in 1 BOTTLE		

## Marketing Information

Marketing Category	Application Number or Monograph Citation	Marketing Start Date	Marketing End Date
ANDA	ANDA070848	05/23/2005	

**Labeler** - Physicians Total Care, Inc. (194123980)

## Establishment

Name	Address	ID/FEI	Business Operations
Physicians Total Care, Inc.		194123980	repack, relabel

Revised: 5/2010

Physicians Total Care, Inc.