

**TRIAMTERENE AND HYDROCHLOROTHIAZIDE- triamterene and hydrochlorothiazide tablet**  
**Aphena Pharma Solutions - Tennessee, LLC**

-----  
**Triamterene and Hydrochlorothiazide Tablets, 37.5 mg/ 25 mg**

**DESCRIPTION**

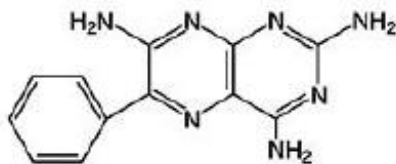
Triamterene and hydrochlorothiazide combines triamterene, a potassium-conserving diuretic, with the natriuretic agent, hydrochlorothiazide.

Each Triamterene and Hydrochlorothiazide 37.5 mg/25 mg Tablet, USP contains 37.5 mg of Triamterene, USP and 25 mg of Hydrochlorothiazide, USP.

Each Triamterene and Hydrochlorothiazide 75 mg/50 mg Tablet, USP contains 75 mg of Triamterene, USP and 50 mg of Hydrochlorothiazide, USP.

Triamterene and hydrochlorothiazide tablets for oral administration contains the following inactive ingredients: lactose monohydrate, magnesium stearate, microcrystalline cellulose, and sodium starch glycolate. In addition, the 37.5 mg/25 mg tablets contain D&C Yellow No.10 Aluminum Lake and FD&C Blue No.1 Aluminum Lake.

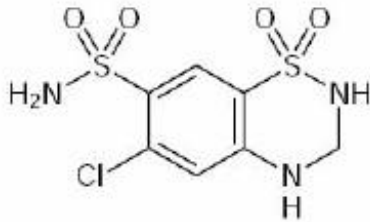
Triamterene is 2,4,7-triamino-6-phenylpteridine. Triamterene is practically insoluble in water, benzene, chloroform, ether and dilute alkali hydroxides. It is soluble in formic acid and sparingly soluble in methoxyethanol. Triamterene is very slightly soluble in acetic acid, alcohol and dilute mineral acids. The following is the structural formula:



$C_{12}H_{11}N_7$

Molecular Weight: 253.27

Hydrochlorothiazide is 6-chloro-3,4-dihydro-2 H -1,2,4, benzothiadiazine-7-sulfonamide 1,1-dioxide. Hydrochlorothiazide is slightly soluble in water and freely soluble in sodium hydroxide solution, n-butylamine and dimethylformamide. It is sparingly soluble in methanol and insoluble in ether, chloroform and dilute mineral acids. Its molecular weight is 297.73. The following is the structural formula:



C<sub>7</sub>H<sub>8</sub>ClN<sub>5</sub>O<sub>4</sub>S<sub>2</sub>

Molecular Weight: 297.73

## CLINICAL PHARMACOLOGY

Triamterene and hydrochlorothiazide is a diuretic, antihypertensive drug product, principally due to its hydrochlorothiazide component; the triamterene component reduces the excessive potassium loss which may occur with hydrochlorothiazide use.

### Hydrochlorothiazide

Hydrochlorothiazide is a diuretic and antihypertensive agent. It blocks the renal tubular absorption of sodium and chloride ions. This natriuresis and diuresis is accompanied by a secondary loss of potassium and bicarbonate. Onset of hydrochlorothiazide's diuretic effect occurs within 2 hours and the peak action takes place in 4 hours. Diuretic activity persists for approximately 6 to 12 hours.

The exact mechanism of hydrochlorothiazide's antihypertensive action is not known although it may relate to the excretion and redistribution of body sodium. Hydrochlorothiazide does not affect normal blood pressure.

Following oral administration, peak hydrochlorothiazide plasma levels are attained in approximately 2 hours. It is excreted rapidly and unchanged in the urine.

Well controlled studies have demonstrated that doses of hydrochlorothiazide as low as 25 mg given once daily are effective in treating hypertension, but the dose-response has not been clearly established.

### Triamterene

Triamterene is a potassium-conserving (antikaliuretic) diuretic with relatively weak natriuretic properties. It exerts its diuretic effect on the distal renal tubule to inhibit the reabsorption of sodium in exchange for potassium and hydrogen. With this action, triamterene increases sodium excretion and reduces the excessive loss of potassium and hydrogen associated with hydrochlorothiazide. Triamterene is not a competitive antagonist of the mineralocorticoids and its potassium-conserving effect is observed in patients with Addison's disease, i.e., without aldosterone. Triamterene's onset and duration of activity is similar to hydrochlorothiazide. No predictable antihypertensive effect has been demonstrated with triamterene.

Triamterene is rapidly absorbed following oral administration. Peak plasma levels are achieved within one hour after dosing. Triamterene is primarily metabolized to the sulfate conjugate of hydroxytriamterene. Both the plasma and urine levels of this metabolite greatly exceed triamterene levels.

The amount of triamterene added to 50 mg of hydrochlorothiazide in triamterene and hydrochlorothiazide tablets was determined from steady-state dose-response

evaluations in which various doses of liquid preparations of triamterene were administered to hypertensive persons who developed hypokalemia with hydrochlorothiazide (50 mg given once daily). Single daily doses of 75 mg triamterene resulted in greater increases in serum potassium than lower doses (25 mg and 50 mg), while doses greater than 75 mg of triamterene resulted in no additional elevations in serum potassium levels. The amount of triamterene added to the 25 mg of hydrochlorothiazide in triamterene and hydrochlorothiazide tablets was also determined from steady-state dose-response evaluations in which various doses of liquid preparations of triamterene were administered to hypertensive persons who developed hypokalemia with hydrochlorothiazide (25 mg given once daily). Single daily doses of 37.5 mg triamterene resulted in greater increases in serum potassium than a lower dose (25 mg), while doses greater than 37.5 mg of triamterene, i.e., 75 mg and 100 mg, resulted in no additional elevations in serum potassium levels. The dose-response relationship of triamterene was also evaluated in patients rendered hypokalemic by hydrochlorothiazide given 25 mg twice daily. Triamterene given twice daily increased serum potassium levels in a dose-related fashion. However, the combination of triamterene and hydrochlorothiazide given twice daily also appeared to produce an increased frequency of elevation in serum BUN and creatinine levels. The largest increases in serum potassium, BUN and creatinine in this study were observed with 50 mg of triamterene given twice daily, the largest dose tested. Ordinarily, triamterene does not entirely compensate for the kaliuretic effect of hydrochlorothiazide and some patients may remain hypokalemic while receiving triamterene and hydrochlorothiazide. In some individuals, however, it may induce hyperkalemia (see **WARNINGS**).

The triamterene and hydrochlorothiazide components of this product are well absorbed and are bioequivalent to liquid preparations of the individual components administered orally. Food does not influence the absorption of triamterene or hydrochlorothiazide from Apotex's triamterene and hydrochlorothiazide 37.5 mg/25 mg or 75 mg/50 mg tablets. The hydrochlorothiazide component of triamterene and hydrochlorothiazide tablets is bioequivalent to single entity hydrochlorothiazide tablet formulations.

## **INDICATIONS AND USAGE**

**This fixed combination drug is not indicated for the initial therapy of edema or hypertension except in individuals in whom the development of hypokalemia cannot be risked.**

1. Triamterene and hydrochlorothiazide tablets are indicated for the treatment of hypertension or edema in patients who develop hypokalemia on hydrochlorothiazide alone.
2. Triamterene and hydrochlorothiazide is also indicated for those patients who require a thiazide diuretic and in whom the development of hypokalemia cannot be risked (e.g., patients on concomitant digitalis preparations, or with a history of cardiac arrhythmias, etc.).

Triamterene and hydrochlorothiazide may be used alone or in combination with other antihypertensive drugs, such as beta-blockers. Since triamterene and hydrochlorothiazide may enhance the actions of these drugs, dosage adjustments may be necessary.

## **Usage in Pregnancy**

The routine use of diuretics in an otherwise healthy woman is inappropriate and exposes mother and fetus to unnecessary hazard. Diuretics do not prevent development of toxemia of pregnancy, and there is no satisfactory evidence that they are useful in the treatment of developed toxemia.

Edema during pregnancy may arise from pathological causes or from the physiologic and mechanical consequences of pregnancy. Thiazides are indicated in pregnancy when edema is due to pathologic causes, just as they are in the absence of pregnancy. Dependent edema in pregnancy, resulting from restriction of venous return by the expanded uterus, is properly treated through elevation of the lower extremities and use of support hose; use of diuretics to lower intravascular volume in this case is illogical and unnecessary. There is hypervolemia during normal pregnancy which is harmful to neither the fetus nor the mother (in the absence of cardiovascular disease), but which is associated with edema, including generalized edema, in the majority of pregnant women. If this edema produces discomfort, increased recumbency will often provide relief. In rare instances, this edema may cause extreme discomfort which is not relieved by rest. In these cases, a short course of diuretics may provide relief and may be appropriate.

## **CONTRAINDICATIONS**

### **Hyperkalemia**

Triamterene and hydrochlorothiazide should not be used in the presence of elevated serum potassium levels (greater than or equal to 5.5 mEq/liter). If hyperkalemia develops, this drug should be discontinued, and a thiazide alone should be substituted.

### **Antikaliuretic Therapy or Potassium Supplementation**

Triamterene and hydrochlorothiazide should not be given to patients receiving other potassium-conserving agents such as spironolactone, amiloride hydrochloride or other formulations containing triamterene. Concomitant potassium supplementation in the form of medication, potassium-containing salt substitute or potassium-enriched diets should also not be used.

### **Impaired Renal Function**

Triamterene and hydrochlorothiazide is contraindicated in patients with anuria, acute and chronic renal insufficiency or significant renal impairment.

### **Hypersensitivity**

Triamterene and hydrochlorothiazide should not be used in patients who are hypersensitive to triamterene or hydrochlorothiazide or other sulfonamide-derived drugs.

## **WARNINGS**

### **Hyperkalemia**

Abnormal elevation of serum potassium levels (greater than or equal to 5.5 mEq/liter) can occur with all potassium-conserving diuretic combinations, including triamterene

and hydrochlorothiazide. Hyperkalemia is more likely to occur in patients with renal impairment, diabetes (even without evidence of renal impairment), or elderly or severely ill patients. Since uncorrected hyperkalemia may be fatal, serum potassium levels must be monitored at frequent intervals especially in patients first receiving triamterene and hydrochlorothiazide, when dosages are changed or with any illness that may influence renal function.

If hyperkalemia is suspected, (warning signs include paresthesias, muscular weakness, fatigue, flaccid paralysis of the extremities, bradycardia and shock) an electrocardiogram (ECG) should be obtained. However, it is important to monitor serum potassium levels because mild hyperkalemia may not be associated with ECG changes.

If hyperkalemia is present, triamterene and hydrochlorothiazide should be discontinued immediately, and a thiazide alone should be substituted. If the serum potassium exceeds 6.5 mEq/liter, more vigorous therapy is required. The clinical situation dictates the procedures to be employed. These include the intravenous administration of calcium chloride solution, sodium bicarbonate solution and/or the oral or parenteral administration of glucose with a rapid-acting insulin preparation. Cationic exchange resins such as sodium polystyrene sulfonate may be orally or rectally administered. Persistent hyperkalemia may require dialysis.

The development of hyperkalemia associated with potassium-sparing diuretics is accentuated in the presence of renal impairment (see **CONTRAINDICATIONS**). Patients with mild renal functional impairment should not receive this drug without frequent and continuing monitoring of serum electrolytes. Cumulative drug effects may be observed in patients with impaired renal function. The renal clearances of hydrochlorothiazide and the pharmacologically active metabolite of triamterene, the sulfate ester of hydroxytriamterene, have been shown to be reduced and the plasma levels increased following triamterene and hydrochlorothiazide administration to elderly patients and patients with impaired renal function.

Hyperkalemia has been reported in diabetic patients with the use of potassium-conserving agents even in the absence of apparent renal impairment. Accordingly, triamterene and hydrochlorothiazide should be avoided in diabetic patients. If it is employed, serum electrolytes must be frequently monitored.

Because of the potassium-sparing properties of angiotensin-converting enzyme (ACE) inhibitors, triamterene and hydrochlorothiazide should be used cautiously, if at all, with these agents (see **PRECAUTIONS, Drug Interactions**).

### **Metabolic or Respiratory Acidosis**

Potassium-conserving therapy should also be avoided in severely ill patients in whom respiratory or metabolic acidosis may occur. Acidosis may be associated with rapid elevations in serum potassium levels. If triamterene and hydrochlorothiazide is employed, frequent evaluations of acid/base balance and serum electrolytes are necessary.

### **Acute Myopia and Secondary Angle-Closure Glaucoma**

Hydrochlorothiazide, a sulfonamide, can cause an idiosyncratic reaction, resulting in acute transient myopia and acute angle-closure glaucoma. Symptoms include acute

onset of decreased visual acuity or ocular pain and typically occur within hours to weeks of drug initiation. Untreated acute angle-closure glaucoma can lead to permanent vision loss. The primary treatment is to discontinue hydrochlorothiazide as rapidly as possible. Prompt medical or surgical treatments may need to be considered if the intraocular pressure remains uncontrolled. Risk factors for developing acute angle-closure glaucoma may include a history of sulfonamide or penicillin allergy.

## **PRECAUTIONS**

### **General**

#### ***Electrolyte Imbalance and BUN Increases***

Patients receiving triamterene and hydrochlorothiazide should be carefully monitored for fluid or electrolyte imbalances, i.e., hyponatremia, hypochloremic alkalosis, hypokalemia and hypomagnesemia. Determination of serum electrolytes to detect possible electrolyte imbalance should be performed at appropriate intervals. Serum and urine electrolyte determinations are especially important and should be frequently performed when the patient is vomiting or receiving parenteral fluids. Warning signs or symptoms of fluid and electrolyte imbalance include: dryness of mouth, thirst, weakness, lethargy, drowsiness, restlessness, muscle pains or cramps, muscular fatigue, hypotension, oliguria, tachycardia and gastrointestinal disturbances such as nausea and vomiting.

Any chloride deficit during thiazide therapy is generally mild and usually does not require any specific treatment except under extraordinary circumstances (as in liver disease or renal disease). Dilutional hyponatremia may occur in edematous patients in hot weather; appropriate therapy is water restriction, rather than administration of salt, except in rare instances when the hyponatremia is life threatening. In actual salt depletion, appropriate replacement is the therapy of choice.

Hypokalemia may develop with thiazide therapy, especially with brisk diuresis, when severe cirrhosis is present, or during concomitant use of corticosteroids, ACTH, amphotericin B or after prolonged thiazide therapy. However, hypokalemia of this type is usually prevented by the triamterene component of triamterene and hydrochlorothiazide.

Interference with adequate oral electrolyte intake will also contribute to hypokalemia. Hypokalemia can sensitize or exaggerate the response of the heart to the toxic effects of digitalis (e.g., increased ventricular irritability).

Triamterene and hydrochlorothiazide may produce an elevated blood urea nitrogen level (BUN), creatinine level or both. This is probably not the result of renal toxicity but is secondary to a reversible reduction of the glomerular filtration rate or a depletion of the intravascular fluid volume. Elevations in BUN and creatinine levels may be more frequent in patients receiving divided dose diuretic therapy. Periodic BUN and creatinine determinations should be made especially in elderly patients, patients with suspected or confirmed hepatic disease or renal insufficiencies. If azotemia increases, triamterene and hydrochlorothiazide should be discontinued.

#### ***Hepatic Coma***

Triamterene and hydrochlorothiazide should be used with caution in patients with

impaired hepatic function or progressive liver disease, since minor alterations of fluid and electrolyte balance may precipitate hepatic coma.

### ***Renal Stones***

Triamterene has been reported in renal stones in association with other calculus components. Triamterene and hydrochlorothiazide should be used with caution in patients with histories of renal lithiasis.

### ***Folic Acid Deficiency***

Triamterene is a weak folic acid antagonist and may contribute to the appearance of megaloblastosis in instances where folic acid stores are decreased. In such patients, periodic blood elevations are recommended.

### ***Hyperuricemia***

Hyperuricemia may occur or acute gout may be precipitated in certain patients receiving thiazide therapy.

### ***Metabolic and Endocrine Effects***

The thiazides may decrease serum PBI levels without signs of thyroid disturbance.

Calcium excretion is decreased by thiazides. Pathological changes in the parathyroid gland with hypercalcemia and hypophosphatemia have been observed in a few patients on prolonged thiazide therapy. The common complications of hyperparathyroidism such as renal lithiasis, bone resorption, and peptic ulceration have not been seen. Thiazides should be discontinued before carrying out tests for parathyroid function.

Insulin requirements in diabetic patients may be increased, decreased or unchanged. Diabetes mellitus which has been latent may become manifest during thiazide administration.

### ***Hypersensitivity***

Sensitivity reactions to thiazides may occur in patients with or without a history of allergy or bronchial asthma.

Possible exacerbation or activation of systemic lupus erythematosus by thiazides has been reported.

### ***Drug Interactions***

Thiazides may add to or potentiate the action of other antihypertensive drugs.

The thiazides may decrease arterial responsiveness to norepinephrine. This diminution is not sufficient to preclude effectiveness of the pressor agent for therapeutic use. Thiazides have also been shown to increase the responsiveness to tubocurarine.

Lithium generally should not be given with diuretics because they reduce its renal clearance and add a high risk of lithium toxicity. Refer to the package insert on lithium before use of such concomitant therapy.

Acute renal failure has been reported in a few patients receiving indomethacin and formulations containing triamterene and hydrochlorothiazide. Caution is therefore

advised when administering non-steroidal anti-inflammatory agents with triamterene and hydrochlorothiazide.

Potassium-sparing agents should be used very cautiously, if at all, in conjunction with angiotensin-converting enzyme (ACE) inhibitors due to a greatly increased risk of hyperkalemia. Serum potassium should be monitored frequently.

### **Drug/Laboratory Test Interactions**

Triamterene and quinidine have similar fluorescence spectra; thus, triamterene and hydrochlorothiazide may interfere with the measurement of quinidine.

### **Carcinogenesis, Mutagenesis, Impairment of Fertility**

#### ***Carcinogenesis***

Long-term studies with triamterene and hydrochlorothiazide tablets, the triamterene/hydrochlorothiazide combination, have not been conducted.

#### *Triamterene*

In studies conducted under the auspices of the National Toxicology Program, groups of rats were fed diets containing 0, 150, 300 or 600 ppm triamterene, and groups of mice were fed diets containing 0, 100, 200 or 400 ppm triamterene. Male and female rats exposed to the highest tested concentration received triamterene at about 25 and 30 mg/kg/day, respectively. Male and female mice exposed to the highest tested concentration received triamterene at about 45 and 60 mg/kg/day, respectively.

There was an increased incidence of hepatocellular neoplasia (primarily adenomas) in male and female mice at the highest dosage level. These doses represent 7.5 times and 10 times the MRHD of 300 mg/kg (or 6 mg/kg/day based on a 50 kg patient) for male and female mice, respectively when based on body-weight and 0.7 times and 0.9 times the MRHD when based on body-surface area. Although hepatocellular neoplasia (exclusively adenomas) in the rat study was limited to triamterene-exposed males, incidence was not dose-dependent and there was no statistically significant difference from control incidence at any dose level.

#### *Hydrochlorothiazide*

Two-year feeding studies in mice and rats, conducted under the auspices of the National Toxicology Program (NTP), treated mice and rats with doses of hydrochlorothiazide up to 600 and 100 mg/kg/day, respectively. On a body-weight basis, these doses are 600 times (in mice) and 100 times (in rats) the Maximum Recommended Human Dose (MRHD) for the hydrochlorothiazide component of triamterene and hydrochlorothiazide tablets, (50 mg/day or 1 mg/kg/day based on a 50 kg patient). On the basis of body-surface area, these doses are 56 times (in mice) and 21 times (in rats) the MRHD. These studies uncovered no evidence of carcinogenic potential of hydrochlorothiazide in rats or female mice, but there was equivocal evidence of hepatocarcinogenicity in male mice.

#### ***Mutagenesis***

Studies of the mutagenic potential of triamterene and hydrochlorothiazide tablets, the triamterene/hydrochlorothiazide combination, have not been performed.



## *Triamterene*

Triamterene was not mutagenic in bacteria (*S. typhimurium* strains TA 98, TA 100, TA 1535 or TA 1537) with or without metabolic activation. It did not induce chromosomal aberrations in Chinese hamster ovary (CHO) cells *in vitro* with or without metabolic activation, but it did induce sister chromatid exchanges in CHO cells *in vitro* with and without metabolic activation.

## *Hydrochlorothiazide*

Hydrochlorothiazide was not genotoxic in *in vitro* assays using strains TA 98, TA 100, TA 1535, TA 1537 and TA 1538 of *Salmonella typhimurium* (the Ames test), in the Chinese hamster ovary (CHO) test for chromosomal aberrations, or in *in vivo* assays using mouse germinal cell chromosomes, Chinese hamster bone marrow chromosomes, and the *Drosophila* sex-linked recessive lethal trait gene. Positive test results were obtained in the *in vitro* CHO sister chromatid exchange (clastogenicity) test, and in the mouse lymphoma cell (mutagenicity) assays, using concentrations of hydrochlorothiazide of 43 to 1300 mcg/mL. Positive test results were also obtained in the *Aspergillus nidulans* nondisjunction assay using an unspecified concentration of hydrochlorothiazide.

## **Impairment of Fertility**

Studies of the effects of triamterene and hydrochlorothiazide tablets, the triamterene/hydrochlorothiazide combination, or of triamterene alone on animal reproductive function have not been conducted.

## *Hydrochlorothiazide*

Hydrochlorothiazide had no adverse effects on the fertility of mice and rats of either sex in studies wherein these species were exposed, via their diet, to doses of up to 100 and 4 mg/kg/day, respectively, prior to mating and throughout gestation. Corresponding multiples of the MRHD are 100 (mice) and 4 (rats) on the basis of body-weight and 9.4 (mice) and 0.8 (rats) on the basis of body-surface area.

## **Pregnancy**

### *Teratogenic Effects*

### **Triamterene and hydrochlorothiazide**

Animal reproduction studies to determine the potential for fetal harm by triamterene and hydrochlorothiazide have not been conducted. Nevertheless, a One Generation Study in the rat approximated triamterene and hydrochlorothiazide's composition by using a 1:1 ratio of triamterene to hydrochlorothiazide (30:30 mg/kg/day). There was no evidence of teratogenicity at those doses that were, on a body-weight basis, 15 and 30 times, respectively, the MRHD, and, on the basis of body-surface area, 3.1 and 6.2 times, respectively, the MRHD.

The safe use of triamterene and hydrochlorothiazide in pregnancy has not been established since there are no adequate and well controlled studies with triamterene and hydrochlorothiazide in pregnant women. Triamterene and hydrochlorothiazide should be used during pregnancy only if the potential benefit justifies the risk to the fetus.

### ***Triamterene***

Reproduction studies have been performed in rats at doses as high as 20 times the Maximum Recommended Human Dose (MRHD) on the basis of body-weight, and 6 times the MRHD on the basis of body-surface area without evidence of harm to the fetus due to triamterene.

Because animal reproduction studies are not always predictive of human response, this drug should be used during pregnancy only if clearly needed.

### ***Hydrochlorothiazide***

Hydrochlorothiazide was orally administered to pregnant mice and rats during respective periods of major organogenesis at doses up to 3000 and 1000 mg/kg/day, respectively. At these doses, which are multiples of the MRHD equal to 3000 for mice and 1000 for rats, based on body-weight, and equal to 282 for mice and 206 for rats, based on body-surface area, there was no evidence of harm to the fetus. There are, however, no adequate and well-controlled studies in pregnant women. Because animal reproduction studies are not always predictive of human response, this drug should be used during pregnancy only if clearly needed.

### ***Nonteratogenic Effects***

Thiazides and triamterene have been shown to cross the placental barrier and appear in cord blood. The use of thiazides and triamterene in pregnant women requires that the anticipated benefits be weighed against possible hazards to the fetus. These hazards include fetal or neonatal jaundice, pancreatitis, thrombocytopenia, and possibly other adverse reactions that have occurred in the adult.

### ***Nursing Mothers***

Thiazides and triamterene in combination have not been studied in nursing mothers. Triamterene appears in animal milk and this may occur in humans. Thiazides are excreted in human breast milk. If use of the combination drug product is deemed essential, the patient should stop nursing.

### ***Pediatric Use***

Safety and effectiveness in pediatric patients have not been established.

### ***Information for Patients***

#### ***Non-melanoma Skin Cancer***

Instruct patients taking hydrochlorothiazide to protect skin from the sun and undergo regular skin cancer screening.

### **ADVERSE REACTIONS**

Side effects observed in association with the use of triamterene and hydrochlorothiazide tablets, other combination products containing triamterene/hydrochlorothiazide, and products containing triamterene or hydrochlorothiazide include the following:

**Gastrointestinal:** jaundice (intrahepatic cholestatic jaundice), pancreatitis, nausea, appetite disturbance, taste alteration, vomiting, diarrhea, constipation, anorexia, gastric irritation, cramping.

**Central Nervous System:** drowsiness and fatigue, insomnia, headache, dizziness, dry mouth, depression, anxiety, vertigo, restlessness, paresthesias.

**Cardiovascular:** tachycardia, shortness of breath and chest pain, orthostatic hypotension (may be aggravated by alcohol, barbiturates or narcotics).

**Renal:** acute renal failure, acute interstitial nephritis, renal stones composed of triamterene in association with other calculus materials, urine discoloration.

**Hematologic:** leukopenia, agranulocytosis, thrombocytopenia, aplastic anemia, hemolytic anemia and megaloblastosis.

**Ophthalmic:** xanthopsia, transient blurred vision.

**Hypersensitivity:** anaphylaxis, photosensitivity, rash, urticaria, purpura, necrotizing angitis (vasculitis, cutaneous vasculitis), fever, respiratory distress including pneumonitis.

**Other:** muscle cramps and weakness, decreased sexual performance and sialadenitis.

Whenever adverse reactions are moderate to severe, therapy should be reduced or withdrawn.

### **Altered Laboratory Findings**

**Serum Electrolytes:** hyperkalemia, hypokalemia, hyponatremia, hypomagnesemia, hypochloremia (see **WARNINGS** and **PRECAUTIONS**).

**Creatinine, Blood Urea Nitrogen:** Reversible elevations in BUN and serum creatinine have been observed in hypertensive patients treated with triamterene and hydrochlorothiazide.

**Glucose:** hyperglycemia, glycosuria and diabetes mellitus (see **PRECAUTIONS**).

**Serum Uric Acid, PBI and Calcium:** (see **PRECAUTIONS**).

**Other:** Elevated liver enzymes have been reported in patients receiving triamterene and hydrochlorothiazide.

### **Postmarketing Experience**

#### **Non-melanoma Skin Cancer**

Hydrochlorothiazide is associated with an increased risk of non-melanoma skin cancer. In a study conducted in the Sentinel System, increased risk was predominantly for squamous cell carcinoma (SCC) and in white patients taking large cumulative doses. The increased risk for SCC in the overall population was approximately 1 additional case per 16,000 patients per year, and for white patients taking a cumulative dose of  $\geq 50,000$  mg the risk increase was approximately 1 additional SCC case for every 6,700 patients per year.

### **OVERDOSAGE**

No specific data are available regarding triamterene and hydrochlorothiazide overdosage in humans and no specific antidote is available.

Fluid and electrolyte imbalances are the most important concern. Excessive doses of the triamterene component may elicit hyperkalemia, dehydration, nausea, vomiting and weakness and possibly hypotension. Overdosing with hydrochlorothiazide has been associated with hypokalemia, hypochloremia, hyponatremia, dehydration, lethargy (may progress to coma) and gastrointestinal irritation. Treatment is symptomatic and supportive. Therapy with triamterene and hydrochlorothiazide should be discontinued. Induce emesis or institute gastric lavage. Monitor serum electrolyte levels and fluid balance.

Institute supportive measures as required to maintain hydration, electrolyte balance, respiratory, cardiovascular and renal function.

## **DOSAGE AND ADMINISTRATION**

Note: 37.5 mg/25 mg = 37.5 mg triamterene and 25 mg hydrochlorothiazide

75 mg/50 mg = 75 mg triamterene and 50 mg hydrochlorothiazide

The usual dose of Triamterene and Hydrochlorothiazide 37.5 mg/25 mg is one or two tablets daily, given as a single dose, with appropriate monitoring of serum potassium (see **WARNINGS**). The usual dose of Triamterene and Hydrochlorothiazide 75 mg/50 mg is one tablet daily, with appropriate monitoring of serum potassium (see **WARNINGS**). There is no experience with the use of more than one 75 mg/50 mg tablet daily or more than two 37.5 mg/25 mg tablets daily. Clinical experience with the administration of two 37.5 mg/25 mg tablets daily in divided doses (rather than as a single dose) suggests an increased risk of electrolyte imbalance and renal dysfunction.

Patients receiving 50 mg of hydrochlorothiazide who become hypokalemic may be transferred to 75 mg/50 mg product directly. Patients receiving 25 mg hydrochlorothiazide who become hypokalemic may be transferred to a 37.5 mg triamterene/25 mg hydrochlorothiazide directly.

In patients requiring hydrochlorothiazide therapy and in whom hypokalemia cannot be risked, therapy may be initiated with 37.5 mg/25 mg of triamterene and hydrochlorothiazide. If an optimal blood pressure response is not obtained with 37.5 mg/25 mg of triamterene and hydrochlorothiazide, the dose should be increased to two 37.5 mg/25 mg tablets daily as a single dose, or one 75 mg/50 mg tablet daily. If blood pressure still is not controlled, another antihypertensive agent may be added (see **PRECAUTIONS, Drug Interactions**).

Clinical studies have shown that patients taking less bioavailable formulations of triamterene and hydrochlorothiazide in daily doses of 25 mg to 50 mg hydrochlorothiazide and 50 mg to 100 mg triamterene may be safely changed to one 37.5 mg/25 mg of triamterene and hydrochlorothiazide daily. All patients changed from less bioavailable formulations to triamterene and hydrochlorothiazide should be monitored clinically and for serum potassium after the transfer.

## **HOW SUPPLIED**

Triamterene and Hydrochlorothiazide Tablets, USP, 37.5 mg/ 25 mg are available for oral

administration as green, oval biconvex tablets, scored and engraved "37.5" bisect "25" on one side, "APO" on the other side. They are supplied as follows:

Bottles of 100 (NDC 51407-286-01)

Bottles of 500 (NDC 51407-286-05)

Dispense with a child-resistant closure in a tight, light-resistant container.

Store at 20°C to 25°C (68°F to 77°F); excursions permitted to 15°C to 30°C (59°F to 86°F) [see USP Controlled Room Temperature].

Protect from light.

**APOTEX INC.**

**TRIAMTERENE HYDROCHLOROTHIAZIDE TABLETS, USP**

**37.5 mg/25 mg**

---

Manufactured by: Apotex Inc. Toronto, Ontario Canada M9L 1T9	Manufactured for: Apotex Corp. Weston, Florida USA 33326
--------------------------------------------------------------------------	----------------------------------------------------------------------

---

Revised September 2020

Rev. 3

Marketed/Packaged by:

GSMS, Inc.

Camarillo, CA USA 93012

### **Repackaging Information**

Please reference the **How Supplied** section listed above for a description of individual tablets. This drug product has been received by Aphenia Pharma - TN in a manufacturer or distributor packaged configuration and repackaged in full compliance with all applicable cGMP regulations. The package configurations available from Aphenia are listed below:

---

	<b>37.5 mg / 25</b>
<b>Count</b>	<b>mg</b>
90	71610-684-60

---

Store between 20°-25°C (68°-77°F). See USP Controlled Room Temperature. Dispense in a tight light-resistant container as defined by USP. Keep this and all drugs out of the reach of children.

Repackaged by:

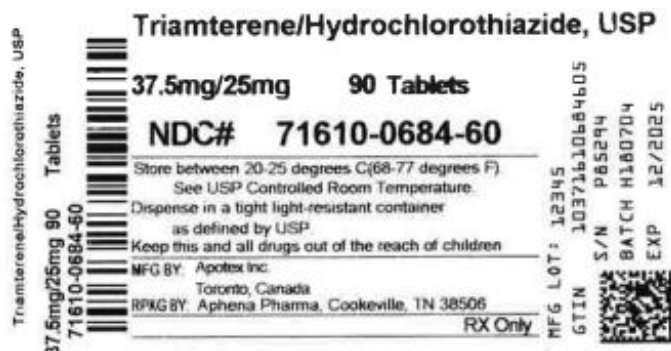


Cookeville, TN 38506

20230104JK

**PRINCIPAL DISPLAY PANEL - 37.5 mg / 25 mg**

NDC 71610-684 - Triamterene/Hydrochlorothiazide 37.5 mg / 25 mg Tablets - Rx Only



**TRIAMTERENE AND HYDROCHLOROTHIAZIDE**

triamterene and hydrochlorothiazide tablet

**Product Information**

<b>Product Type</b>	HUMAN PRESCRIPTION DRUG	<b>Item Code (Source)</b>	NDC:71610-684(NDC:51407-286)
<b>Route of Administration</b>	ORAL		

**Active Ingredient/Active Moiety**

Ingredient Name	Basis of Strength	Strength
<b>TRIAMTERENE</b> (UNII: WS821Z52LQ) (TRIAMTERENE - UNII:WS821Z52LQ)	TRIAMTERENE	37.5 mg
<b>HYDROCHLOROTHIAZIDE</b> (UNII: 0J48LPH2TH) (HYDROCHLOROTHIAZIDE - UNII:0J48LPH2TH)	HYDROCHLOROTHIAZIDE	25 mg

**Inactive Ingredients**

Ingredient Name	Strength
<b>LACTOSE MONOHYDRATE</b> (UNII: EWQ57Q8I5X)	
<b>MAGNESIUM STEARATE</b> (UNII: 70097M6I30)	
<b>MICROCRYSTALLINE CELLULOSE</b> (UNII: OP1R32D61U)	
<b>SODIUM STARCH GLYCOLATE TYPE A POTATO</b> (UNII: 5856J3G2A2)	
<b>D&amp;C YELLOW NO. 10</b> (UNII: 35SW5USQ3G)	

FD&C BLUE NO. 1 (UNII: H3R47K3TBD)

### Product Characteristics

Color	green	Score	2 pieces
Shape	OVAL	Size	10mm
Flavor		Imprint Code	37;5;25;APO
Contains			

### Packaging

#	Item Code	Package Description	Marketing Start Date	Marketing End Date
1	NDC:71610-684-60	90 in 1 BOTTLE; Type 0: Not a Combination Product	12/30/2022	

### Marketing Information

Marketing Category	Application Number or Monograph Citation	Marketing Start Date	Marketing End Date
ANDA	ANDA071251	05/05/1998	

**Labeler** - Aphenia Pharma Solutions - Tennessee, LLC (128385585)

### Establishment

Name	Address	ID/FEI	Business Operations
Aphenia Pharma Solutions - Tennessee, LLC		128385585	REPACK(71610-684)

Revised: 1/2023

Aphenia Pharma Solutions - Tennessee, LLC