

ONDANSETRON- ondansetron tablet, film coated
PD-Rx Pharmaceuticals, Inc.

HIGHLIGHTS OF PRESCRIBING INFORMATION

These highlights do not include all the information needed to use ONDANSETRON TABLETS safely and effectively. See full prescribing information for ONDANSETRON TABLETS.

ONDANSETRON tablets, for oral use

Initial U.S. Approval: 1991

RECENT MAJOR CHANGES -----

Warnings and Precautions, Myocardial Ischemia (5.4) 10/2021

INDICATIONS AND USAGE -----

Ondansetron is a 5-HT₃ receptor antagonist indicated for the prevention of:

- nausea and vomiting associated with highly emetogenic cancer chemotherapy, including cisplatin greater than or equal to 50 mg/m². (1)
- nausea and vomiting associated with initial and repeat courses of moderately emetogenic cancer chemotherapy. (1)
- nausea and vomiting associated with radiotherapy in patients receiving either total body irradiation, single high-dose fraction to the abdomen, or daily fractions to the abdomen. (1)
- postoperative nausea and/or vomiting. (1)

DOSAGE AND ADMINISTRATION -----

- See full prescribing information for the recommended dosage in adults and pediatrics. (2)
- Patients with severe hepatic impairment: do not exceed a total daily dose of 8 mg. (2.2, 8.6)

DOSAGE FORMS AND STRENGTHS -----

- Tablets: 4 mg and 8 mg (3)
- Orally Disintegrating Tablets: 4 mg and 8 mg (3)

CONTRAINDICATIONS -----

Patients known to have hypersensitivity (e.g., anaphylaxis) to ondansetron or any components of the formulation. (4)

- Concomitant use of apomorphine (4)

WARNINGS AND PRECAUTIONS -----

- Hypersensitivity Reactions Including Anaphylaxis and Bronchospasm: Discontinue ondansetron if suspected. Monitor and treat promptly per standard of care until signs and symptoms resolve. (5.1)
- QT Interval Prolongation and Torsade de Pointes: Avoid in patients with congenital long QT syndrome; monitor with electrocardiograms (ECGs) if concomitant electrolyte abnormalities, cardiac failure or arrhythmias, or use of other QT prolonging drugs. (5.2)
- Serotonin Syndrome: Reported with 5-HT₃ receptor antagonists alone but particularly with concomitant use of serotonergic drugs. If such symptoms occur, discontinue ondansetron and initiate supportive treatment. If concomitant use of ondansetron with other serotonergic drugs is clinically warranted, patients should be made aware of a potential increased risk for serotonin syndrome. (5.3)
- Myocardial Ischemia: Monitor or advise patients for signs and symptoms of myocardial ischemia after oral administration. (5.4)
- Masking of Progressive Ileus and/or Gastric Distension Following Abdominal Surgery or Chemotherapy-Induced Nausea and Vomiting: Monitor for decreased bowel activity, particularly in patients with risk factors for gastrointestinal obstruction. (5.5)
- Phenylketonuria: Patients should be informed that ondansetron orally disintegrating tablets contain phenylalanine (a component of aspartame). Each 4-mg and 8-mg orally disintegrating tablet contains 1.5 mg and 3 mg of phenylalanine, respectively. (5.6)

ADVERSE REACTIONS -----

The most common adverse reactions in adults for the:

- prevention of chemotherapy-induced (≥5%) are: headache, malaise/fatigue, constipation, diarrhea. (6.1)
- prevention of radiation-induced nausea and vomiting (≥2%) are: headache, constipation, and diarrhea. (6.1)

- prevention of postoperative nausea and vomiting ($\geq 9\%$) are: headache and hypoxia. (6.1)

To report **SUSPECTED ADVERSE REACTIONS**, contact **Glenmark Pharmaceuticals Inc., USA** at **1 (888) 721-7115** or **FDA** at **1-800-FDA-1088** or **www.fda.gov/medwatch**.
See 17 for **PATIENT COUNSELING INFORMATION**.

Revised: 11/2021

FULL PRESCRIBING INFORMATION: CONTENTS*

1 INDICATIONS AND USAGE

2 DOSAGE AND ADMINISTRATION

2.1 Dosage

2.2 Dosage in Hepatic Impairment

2.3 Administration Instructions for Ondansetron Orally Disintegrating Tablets

3 DOSAGE FORMS AND STRENGTHS

4 CONTRAINDICATIONS

5 WARNINGS AND PRECAUTIONS

5.1 Hypersensitivity Reactions

5.2 QT Prolongation

5.3 Serotonin Syndrome

5.4 Myocardial Ischemia

5.5 Masking of Progressive Ileus and Gastric Distension

5.6 Phenylketonuria

6 ADVERSE REACTIONS

6.1 Clinical Trials Experience

6.2 Postmarketing Experience

7 DRUG INTERACTIONS

7.1 Serotonergic Drugs

7.2 Drugs Affecting Cytochrome P-450 Enzymes

7.3 Tramadol

7.4 Chemotherapy

7.5 Alfentanil and Atracurium

8 USE IN SPECIFIC POPULATIONS

8.1 Pregnancy

8.2 Lactation

8.4 Pediatric Use

8.5 Geriatric Use

8.6 Hepatic Impairment

8.7 Renal Impairment

9 DRUG ABUSE AND DEPENDENCE

10 OVERDOSAGE

11 DESCRIPTION

12 CLINICAL PHARMACOLOGY

12.1 Mechanism of Action

12.2 Pharmacodynamics

12.3 Pharmacokinetics

13 NONCLINICAL TOXICOLOGY

13.1 Carcinogenesis, Mutagenesis, Impairment of Fertility

14 CLINICAL STUDIES

14.1 Prevention of Chemotherapy-Induced Nausea and Vomiting

14.2 Radiation-Induced Nausea and Vomiting

14.3 Postoperative Nausea and/ or Vomiting

16 HOW SUPPLIED/STORAGE AND HANDLING

17 PATIENT COUNSELING INFORMATION

* Sections or subsections omitted from the full prescribing information are not listed.

FULL PRESCRIBING INFORMATION

1 INDICATIONS AND USAGE

Ondansetron is indicated for the prevention of nausea and vomiting associated with:

- highly emetogenic cancer chemotherapy, including cisplatin greater than or equal to 50 mg/m²
- initial and repeat courses of moderately emetogenic cancer chemotherapy
- radiotherapy in patients receiving either total body irradiation, single high-dose fraction to the abdomen, or daily fractions to the abdomen

Ondansetron is also indicated for the prevention of postoperative nausea and/or vomiting.

2 DOSAGE AND ADMINISTRATION

2.1 Dosage

The recommended dosage regimens for adult and pediatric patients are described in Table 1 and Table 2, respectively.

Corresponding doses of ondansetron tablets, and ondansetron orally disintegrating tablets may be used interchangeably.

Table 1: Adult Recommended Dosage Regimen for Prevention of Nausea and Vomiting

Indication	Dosage Regimen
Highly Emetogenic Cancer Chemotherapy	A single 24-mg dose administered 30 minutes before the start of single-day highly emetogenic chemotherapy, including cisplatin greater than or equal to 50 mg/m ² .
Moderately Emetogenic Cancer Chemotherapy	8 mg administered 30 minutes before the start of chemotherapy, with a subsequent 8-mg dose 8 hours after the first dose. Then administer 8 mg twice a day (every 12 hours) for 1 to 2 days after completion of chemotherapy.
Radiotherapy	<u>For total body irradiation:</u> 8 mg administered 1 to 2 hours before each fraction of radiotherapy each day. <u>For single high-dose fraction radiotherapy to the abdomen:</u> 8 mg administered 1 to 2 hours before radiotherapy, with subsequent 8-mg doses every 8 hours after the first dose for 1 to 2 days after completion of radiotherapy. <u>For daily fractionated radiotherapy to the abdomen:</u> 8 mg administered 1 to 2 hours before radiotherapy, with subsequent 8-mg doses every 8

	hours after the first dose for each day radiotherapy is given.
Postoperative	16 mg administered 1 hour before induction of anesthesia.

Table 2: Pediatric Recommended Dosage Regimen for Prevention of Nausea and Vomiting

Indication	Dosage Regimen
Moderately Emetogenic Cancer Chemotherapy	<p><u>12 to 17 years of age:</u> 8 mg administered 30 minutes before the start of chemotherapy, with a subsequent 8-mg dose 8 hours after the first dose. Then administer 8 mg twice a day (every 12 hours) for 1 to 2 days after completion of chemotherapy.</p> <p><u>4 to 11 years of age:</u> 4 mg administered 30 minutes before the start of chemotherapy, with a subsequent 4-mg dose 4 and 8 hours after the first dose. Then administer 4 mg three times a day for 1 to 2 days after completion of chemotherapy.</p>

2.2 Dosage in Hepatic Impairment

In patients with severe hepatic impairment (Child-Pugh score of 10 or greater), do not exceed a total daily dose of 8 mg [see *Use in Specific Populations (8.6), Clinical Pharmacology (12.3)*].

2.3 Administration Instructions for Ondansetron Orally Disintegrating Tablets

Do not attempt to push ondansetron orally disintegrating tablets through the foil backing. With dry hands, PEEL BACK the foil backing of 1 blister and GENTLY remove the tablet. IMMEDIATELY place the ondansetron orally disintegrating tablet on top of the tongue where it will dissolve in seconds, then swallow with saliva. Administration with liquid is not necessary.

3 DOSAGE FORMS AND STRENGTHS

Ondansetron Tablets, USP are oval, standard convex, film-coated tablets and are available in the following strengths:

- 4 mg - white tablet with '4' on one side and 'G1' logo on the other side
- 8 mg - yellow tablet with '8' on one side and 'G1' logo on the other side

Ondansetron Orally Disintegrating Tablets, USP are white, circular, flat faced, uncoated tablets and are available in the following strengths:

- 4 mg - 'G' engraved on one side and '4' on the other side
- 8 mg - 'G' engraved on one side and '8' on the other side

4 CONTRAINDICATIONS

Ondansetron is contraindicated in patients:

- known to have hypersensitivity (e.g., anaphylaxis) to ondansetron or any of the components of the formulation [see *Adverse Reactions (6.2)*]
- receiving concomitant apomorphine due to the risk of profound hypotension and loss of consciousness

5 WARNINGS AND PRECAUTIONS

5.1 Hypersensitivity Reactions

Hypersensitivity reactions, including anaphylaxis and bronchospasm, have been reported in patients who have exhibited hypersensitivity to other selective 5-HT₃ receptor antagonists. If hypersensitivity reactions occur, discontinue use of ondansetron; treat promptly per standard of care and monitor until signs and symptoms resolve [see *Contraindications (4)*].

5.2 QT Prolongation

Electrocardiogram (ECG) changes, including QT interval prolongation have been seen in patients receiving ondansetron. In addition, postmarketing cases of Torsade de Pointes have been reported in patients using ondansetron. Avoid ondansetron in patients with congenital long QT syndrome. ECG monitoring is recommended in patients with electrolyte abnormalities (e.g., hypokalemia or hypomagnesemia), congestive heart failure, bradyarrhythmias, or patients taking other medicinal products that lead to QT prolongation [see *Clinical Pharmacology (12.2)*].

5.3 Serotonin Syndrome

The development of serotonin syndrome has been reported with 5-HT₃ receptor antagonists alone. Most reports have been associated with concomitant use of serotonergic drugs (e.g., selective serotonin reuptake inhibitors (SSRIs), serotonin and norepinephrine reuptake inhibitors (SNRIs), monoamine oxidase inhibitors, mirtazapine, fentanyl, lithium, tramadol, and intravenous methylene blue). Some of the reported cases were fatal. Serotonin syndrome occurring with overdose of ondansetron alone has also been reported. The majority of reports of serotonin syndrome related to 5-HT₃ receptor antagonist use occurred in a post-anesthesia care unit or an infusion center.

Symptoms associated with serotonin syndrome may include the following combination of signs and symptoms: mental status changes (e.g., agitation, hallucinations, delirium, and coma), autonomic instability (e.g., tachycardia, labile blood pressure, dizziness, diaphoresis, flushing, hyperthermia), neuromuscular symptoms (e.g., tremor, rigidity, myoclonus, hyperreflexia, incoordination), seizures, with or without gastrointestinal symptoms (e.g., nausea, vomiting, diarrhea). Patients should be monitored for the emergence of serotonin syndrome, especially with concomitant use of ondansetron and other serotonergic drugs. If symptoms of serotonin syndrome occur, discontinue ondansetron and initiate supportive treatment. Patients should be informed of the increased risk of serotonin syndrome, especially if ondansetron is used concomitantly with other serotonergic drugs [see *Drug Interactions (7.1)*, *Overdosage (10)*].

5.4 Myocardial Ischemia

Myocardial ischemia has been reported in patients treated with ondansetron. In some cases, predominantly during intravenous administration, the symptoms appeared immediately after administration but resolved with prompt treatment. Coronary artery spasm appears to be the most common underlying cause. Therefore, monitor or advise patients for signs or symptoms of myocardial ischemia after oral administration of ondansetron [see *Adverse Reactions (6.2)*].

5.5 Masking of Progressive Ileus and Gastric Distension

The use of ondansetron in patients following abdominal surgery or in patients with chemotherapy-induced nausea and vomiting may mask a progressive ileus and/or

gastric distension. Monitor for decreased bowel activity, particularly in patients with risk factors for gastrointestinal obstruction.

Ondansetron is not a drug that stimulates gastric or intestinal peristalsis. It should not be used instead of nasogastric suction.

5.6 Phenylketonuria

Phenylketonuric patients should be informed that ondansetron orally disintegrating tablets contain phenylalanine (a component of aspartame). Each 4-mg and 8-mg orally disintegrating tablet contains 1.5 mg and 3 mg of phenylalanine, respectively.

6 ADVERSE REACTIONS

The following clinically significant adverse reactions are described elsewhere in the labeling:

- Hypersensitivity Reactions [see Warnings and Precautions (5.1)]
- QT Prolongation [see Warnings and Precautions (5.2)]
- Serotonin Syndrome [see Warnings and Precautions (5.3)]
- Myocardial Ischemia [see Warnings and Precautions (5.4)]
- Masking of Progressive Ileus and Gastric Distension [see Warnings and Precautions (5.5)]

6.1 Clinical Trials Experience

Because clinical trials are conducted under widely varying conditions, adverse reaction rates observed in the clinical trials of a drug cannot be directly compared with rates in the clinical trials of another drug and may not reflect the rates observed in practice.

The following adverse reactions have been reported in clinical trials of patients treated with ondansetron, the active ingredient of ondansetron. A causal relationship to therapy with ondansetron was unclear in many cases.

Prevention of Chemotherapy- Induced Nausea and Vomiting

The most common adverse reactions reported in greater than or equal to 4% of 300 adults receiving a single 24-mg dose of ondansetron orally in 2 trials for the prevention of nausea and vomiting associated with highly emetogenic chemotherapy (cisplatin greater than or equal to 50 mg/m²) were: headache (11%) and diarrhea (4%).

The most common adverse reactions reported in 4 trials in adults for the prevention of nausea and vomiting associated with moderately emetogenic chemotherapy (primarily cyclophosphamide-based regimens) are shown in Table 3.

Table 3: Most Common Adverse Reactions in Adults ^a for the Prevention of Nausea and Vomiting Associated With Moderately Emetogenic Chemotherapy [Primarily Cyclophosphamide-based Regimens]

Adverse Reaction	Ondansetron 8 mg Twice Daily (n = 242)	Placebo (n = 262)
Headache	58 (24%)	34 (13%)
Malaise/Fatigue	32 (13%)	6 (2%)
Constipation	22 (9%)	1 (<1%)
Diarrhea	15 (6%)	10 (4%)

^a Reported in greater than or equal to 5% of patients treated with ondansetron and at a rate that exceeded placebo.

Less Common Adverse Reactions

Central Nervous System: Extrapyramidal reactions (less than 1% of patients).

Hepatic: Aspartate transaminase (AST) and/or alanine transaminase (ALT) values exceeded twice the upper limit of normal in approximately 1% to 2% of 723 patients receiving ondansetron and cyclophosphamide-based chemotherapy in US clinical trials. The increases were transient and did not appear to be related to dose or duration of therapy. On repeat exposure, similar transient elevations in transaminase values occurred in some courses, but symptomatic hepatic disease did not occur. The role of cancer chemotherapy in these biochemical changes is unclear.

Liver failure and death has been reported in cancer patients receiving concurrent medications, including potentially hepatotoxic cytotoxic chemotherapy and antibiotics. The etiology of the liver failure is unclear.

Integumentary: Rash (approximately 1% of patients).

Other (less than 2%): Anaphylaxis, bronchospasm, tachycardia, angina, hypokalemia, electrocardiographic alterations, vascular occlusive events, and grand mal seizures. Except for bronchospasm and anaphylaxis, the relationship to ondansetron is unclear.

Prevention of Radiation- Induced Nausea and Vomiting

The most common adverse reactions (greater than or equal to 2%) reported in patients receiving ondansetron and concurrent radiotherapy were similar to those reported in patients receiving ondansetron and concurrent chemotherapy and were headache, constipation, and diarrhea.

Prevention of Postoperative Nausea and/or Vomiting

The most common adverse reactions reported in adults in trial(s) of prevention of postoperative nausea and vomiting are shown in Table 4. In these trial(s), patients were receiving multiple concomitant perioperative and postoperative medications in both treatment groups.

Table 4: Most Common Adverse Reactions in Adults ^a for the Prevention of Postoperative Nausea and Vomiting

Adverse Reaction	Ondansetron 16 mg as a Single Dose (n = 550)	Placebo (n = 531)
Headache	49 (9%)	27 (5%)
Hypoxia	49 (9%)	35 (7%)
Pyrexia	45 (8%)	34 (6%)
Dizziness	36 (7%)	34 (6%)
Gynecological disorder	36 (7%)	33 (6%)
Anxiety/Agitation	33 (6%)	29 (5%)
Urinary retention	28 (5%)	18 (3%)
Pruritus	27 (5%)	20 (4%)

- ^a Reported in greater than or equal to 5% of patients treated with ondansetron and at a rate that exceeded placebo.

In a crossover study with 25 subjects, headache was reported in 6 subjects

administered ondansetron orally disintegrating tablets with water (24%) as compared with 2 subjects administered ondansetron orally disintegrating tablets without water (8%).

6.2 Postmarketing Experience

The following adverse reactions have been identified during postapproval use of ondansetron. Because these reactions are reported voluntarily from a population of uncertain size, it is not always possible to reliably estimate their frequency or establish a causal relationship to drug exposure.

Cardiovascular

Arrhythmias (including ventricular and supraventricular tachycardia, premature ventricular contractions, and atrial fibrillation), bradycardia, electrocardiographic alterations (including second-degree heart block, QT/QTc interval prolongation, and ST segment depression), palpitations, and syncope. Rarely and predominantly with intravenous ondansetron, transient ECG changes, including QT interval prolongation have been reported.

Myocardial ischemia was reported predominately with intravenous administration [see *Warnings and Precautions (5.4)*].

General

Flushing: Rare cases of hypersensitivity reactions, sometimes severe (e.g., anaphylactic reactions, angioedema, bronchospasm, shortness of breath, hypotension, laryngeal edema, stridor) have also been reported. Laryngospasm, shock, and cardiopulmonary arrest have occurred during allergic reactions in patients receiving injectable ondansetron.

Hepatobiliary

Liver enzyme abnormalities.

Lower Respiratory

Hiccups.

Neurology

Oculogyric crisis, appearing alone, as well as with other dystonic reactions.

Skin

Urticaria, Stevens-Johnson syndrome, and toxic epidermal necrolysis.

Eye Disorders

Cases of transient blindness, predominantly during intravenous administration, have been reported. These cases of transient blindness were reported to resolve within a few minutes up to 48 hours.

7 DRUG INTERACTIONS

7.1 Serotonergic Drugs

Serotonin syndrome (including altered mental status, autonomic instability, and neuromuscular symptoms) has been described following the concomitant use of 5-HT₃ receptor antagonists and other serotonergic drugs, including SSRIs and SNRIs. Monitor

for the emergence of serotonin syndrome. If symptoms occur, discontinue ondansetron and initiate supportive treatment [see *Warnings and Precautions* (5.3)] .

7.2 Drugs Affecting Cytochrome P-450 Enzymes

Ondansetron does not itself appear to induce or inhibit the cytochrome P-450 drug-metabolizing enzyme system of the liver [see *Clinical Pharmacology* (12.3)] . Because ondansetron is metabolized by hepatic cytochrome P-450 drug-metabolizing enzymes (CYP3A4, CYP2D6, CYP1A2), inducers or inhibitors of these enzymes may change the clearance and, hence, the half-life of ondansetron. In patients treated with potent inducers of CYP3A4 (i.e., phenytoin, carbamazepine, and rifampin), the clearance of ondansetron was significantly increased and ondansetron blood concentrations were decreased. However, on the basis of available data, no dosage adjustment for ondansetron is recommended for patients on these drugs [see *Clinical Pharmacology* (12.3)] .

7.3 Tramadol

Although no pharmacokinetic drug interaction between ondansetron and tramadol has been observed, data from 2 small trials indicate that when used together, ondansetron may increase patient-controlled administration of tramadol. Monitor patients to ensure adequate pain control when ondansetron is administered with tramadol.

7.4 Chemotherapy

Carmustine, etoposide, and cisplatin do not affect the pharmacokinetics of ondansetron.

In a crossover trial in 76 pediatric patients, intravenous ondansetron did not increase systemic concentrations of high-dose methotrexate.

7.5 Alfentanil and Atracurium

Ondansetron does not alter the respiratory depressant effects produced by alfentanil or the degree of neuromuscular blockade produced by atracurium. Interactions with general or local anesthetics have not been studied.

8 USE IN SPECIFIC POPULATIONS

8.1 Pregnancy

Risk Summary

Published epidemiological studies on the association between ondansetron use and major birth defects have reported inconsistent findings and have important methodological limitations that preclude conclusions about the safety of ondansetron use in pregnancy (*see Data*). Available postmarketing data have not identified a drug-associated risk of miscarriage or adverse maternal outcomes. Reproductive studies in rats and rabbits did not show evidence of harm to the fetus when ondansetron was administered during organogenesis at approximately 6 and 24 times the maximum recommended human oral dose of 24 mg/day, based on body surface area (BSA), respectively (*see Data*).

The background risk of major birth defects and miscarriage for the indicated population is unknown. All pregnancies have a background risk of birth defect, miscarriages, or other adverse outcomes. In the US general population, the estimated background risk of major birth defects and miscarriages in clinically recognized pregnancies is 2% to 4%

and 15% to 20%, respectively.

Data

Human Data

Available data on ondansetron use in pregnant women from several published epidemiological studies preclude an assessment of a drug-associated risk of adverse fetal outcomes due to important methodological limitations, including the uncertainty of whether women who filled a prescription actually took the medication, the concomitant use of other medications or treatments, recall bias, and other unadjusted confounders.

Ondansetron exposure in utero has not been associated with overall major congenital malformations in aggregate analyses. One large retrospective cohort study examined 1970 women who received a prescription for ondansetron during pregnancy and reported no association between ondansetron exposure and major congenital malformations, miscarriage, stillbirth, preterm delivery, infants of low birth weight, or infants small for gestational age.

Two large retrospective cohort studies and one case-control study have assessed ondansetron exposure in the first trimester and risk of cardiovascular defects with inconsistent findings. Relative risks (RR) ranged from 0.97 (95% CI 0.86 to 1.10) to 1.62 (95% CI 1.04, 2.54). A subset analysis in one of the cohort studies observed that ondansetron was specifically associated with cardiac septal defects (RR 2.05, 95% CI 1.19, 3.28); however, this association was not confirmed in other studies.

Several studies have assessed ondansetron and the risk of oral clefts with inconsistent findings. A retrospective cohort study of 1.8 million pregnancies in the US Medicaid Database showed an increased risk of oral clefts among 88,467 pregnancies in which oral ondansetron was prescribed in the first trimester (RR 1.24, 95% CI 1.03, 1.48), but no such association was reported with intravenous ondansetron in 23,866 pregnancies (RR 0.95, 95% CI 0.63, 1.43). In the subgroup of women who received both forms of administration, the RR was 1.07 (95% CI 0.59, 1.93). Two case-control studies, using data from birth defects surveillance programs, reported conflicting associations between maternal use of ondansetron and isolated cleft palate (OR 1.6 [95% CI 1.1, 2.3] and 0.5 [95% CI 0.3, 1.0]). It is unknown whether ondansetron exposure in utero in the cases of cleft palate occurred during the time of palate formation (the palate is formed between the 6th and 9th weeks of pregnancy).

Animal Data

In embryo-fetal development studies in rats and rabbits, pregnant animals received oral doses of ondansetron up to 15 mg/kg/day and 30 mg/kg/day, respectively, during the period of organogenesis. With the exception of a slight decrease in maternal body weight gain in the rabbits, there were no significant effects of ondansetron on the maternal animals or the development of the offspring. At doses of 15 mg/kg/day in rats and 30 mg/kg/day in rabbits, the maternal exposure margin was approximately 6 and 24 times the maximum recommended human oral dose of 24 mg/day, respectively, based on BSA.

In a pre- and postnatal developmental toxicity study, pregnant rats received oral doses of ondansetron up to 15 mg/kg/day from Day 17 of pregnancy to litter Day 21. With the exception of a slight reduction in maternal body weight gain, there were no effects upon the pregnant rats and the pre- and postnatal development of their offspring, including reproductive performance of the mated F1 generation. At a dose of 15 mg/kg/day in rats, the maternal exposure margin was approximately 6 times the maximum recommended human oral dose of 24 mg/day, based on BSA.

8.2 Lactation

Risk Summary

It is not known whether ondansetron is present in human milk. There are no data on the effects of ondansetron on the breastfed infant or the effects on milk production. However, it has been demonstrated that ondansetron is present in the milk of rats. When a drug is present in animal milk, it is likely that the drug will be present in human milk.

The developmental and health benefits of breastfeeding should be considered along with the mother's clinical need for ondansetron and any potential adverse effects on the breastfed infant from ondansetron or from the underlying maternal condition.

8.4 Pediatric Use

The safety and effectiveness of orally administered ondansetron have been established in pediatric patients 4 years and older for the prevention of nausea and vomiting associated with moderately emetogenic cancer chemotherapy. Use of ondansetron in these age-groups is supported by evidence from adequate and well-controlled studies of ondansetron in adults with additional data from 3 open-label, uncontrolled, non-US trials in 182 pediatric patients aged 4 to 18 years with cancer who were given a variety of cisplatin or noncisplatin regimens [see *Dosage and Administration (2.2)*, *Clinical Studies (14.1)*].

Additional information on the use of ondansetron in pediatric patients may be found in ondansetron injection prescribing information.

The safety and effectiveness of orally administered ondansetron have not been established in pediatric patients for:

- prevention of nausea and vomiting associated with highly emetogenic cancer chemotherapy
- prevention of nausea and vomiting associated with radiotherapy
- prevention of postoperative nausea and/or vomiting

8.5 Geriatric Use

Of the total number of subjects enrolled in cancer chemotherapy-induced and postoperative nausea and vomiting in US- and foreign-controlled clinical trials, for which there were subgroup analyses, 938 (19%) were aged 65 years and older.

No overall differences in safety or effectiveness were observed between subjects 65 years of age and older and younger subjects. A reduction in clearance and increase in elimination half-life were seen in patients older than 75 years compared with younger subjects [see *Clinical Pharmacology (12.3)*]. There were an insufficient number of patients older than 75 years of age and older in the clinical trials to permit safety or efficacy conclusions in this age group. Other reported clinical experience has not identified differences in responses between the elderly and younger patients, but greater sensitivity of some older individuals cannot be ruled out. No dosage adjustment is needed in elderly patients.

8.6 Hepatic Impairment

No dosage adjustment is needed in patients with mild or moderate hepatic impairment.

In patients with severe hepatic impairment, clearance is reduced and the apparent volume of distribution is increased, resulting in a significant increase in the half-life of

ondansetron. Therefore, do not exceed a total daily dose of 8 mg in patients with severe hepatic impairment (Child-Pugh score of 10 or greater) [see *Dosage and Administration* (2.2), *Clinical Pharmacology* (12.3)] .

8.7 Renal Impairment

No dosage adjustment is recommended for patients with any degree of renal impairment (mild, moderate, or severe). There is no experience beyond first-day administration of ondansetron [see *Clinical Pharmacology* (12.3)] .

9 DRUG ABUSE AND DEPENDENCE

Animal studies have shown that ondansetron is not discriminated as a benzodiazepine nor does it substitute for benzodiazepines in direct addiction studies.

10 OVERDOSAGE

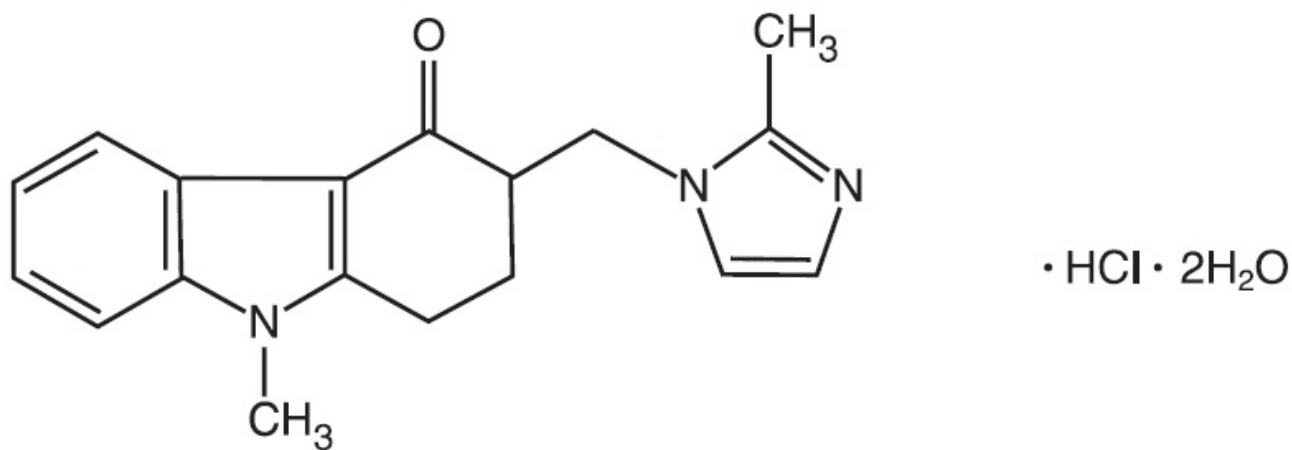
There is no specific antidote for ondansetron overdose. Patients should be managed with appropriate supportive therapy.

In addition to the adverse reactions listed above, the following adverse reactions have been described in the setting of ondansetron overdose: “Sudden blindness” (amaurosis) of 2 to 3 minutes’ duration plus severe constipation occurred in one patient that was administered 72 mg of ondansetron intravenously as a single dose. Hypotension (and faintness) occurred in a patient that took 48 mg of ondansetron tablets. Following infusion of 32 mg over only a 4-minute period, a vasovagal episode with transient second-degree heart block was observed. In all instances, the adverse reactions resolved completely.

Pediatric cases consistent with serotonin syndrome have been reported after inadvertent oral overdoses of ondansetron (exceeding estimated ingestion of 5 mg per kg) in young children. Reported symptoms included somnolence, agitation, tachycardia, tachypnea, hypertension, flushing, mydriasis, diaphoresis, myoclonic movements, horizontal nystagmus, hyperreflexia, and seizure. Patients required supportive care, including intubation in some cases, with complete recovery without sequelae within 1 to 2 days.

11 DESCRIPTION

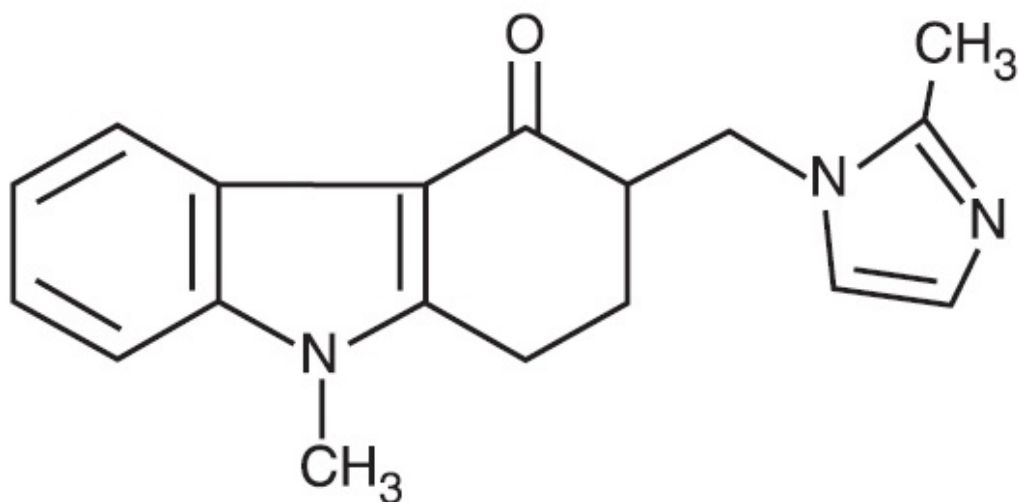
The active ingredient in Ondansetron Tablets, USP is ondansetron hydrochloride, USP as the dihydrate, the racemic form of ondansetron and a selective blocking agent of the serotonin 5-HT₃ receptor type. Chemically it is (±) 1, 2, 3, 9-tetrahydro-9-methyl-3-[(2-methyl-1H-imidazol-1-yl)methyl]-4H-carbazol-4-one, monohydrochloride, dihydrate. It has the following structural formula:



The empirical formula is C₁₈H₁₉N₃O•HCl•2H₂O, representing a molecular weight of 365.85 g/mol.

Ondansetron hydrochloride, USP (dihydrate) is a white to off-white powder that is sparingly soluble in water and in alcohol; soluble in methanol, slightly soluble in isopropyl alcohol, and in dichloromethane; very slightly soluble in acetone, in chloroform and in ethyl acetate.

The active ingredient in Ondansetron Orally Disintegrating Tablets, USP is ondansetron base, the racemic form of ondansetron, and a selective blocking agent of the serotonin 5-HT₃ receptor type. Chemically it is (±) 1, 2, 3, 9-tetrahydro-9-methyl-3-[(2-methyl-1H-imidazol-1-yl)methyl]-4H-carbazol-4-one. It has the following structural formula:



The empirical formula is C₁₈H₁₉N₃O representing a molecular weight of 293.4 g/mol.

Each 4-mg Ondansetron Tablet, USP for oral administration contains ondansetron hydrochloride, USP (dihydrate) equivalent to 4 mg of ondansetron. Each 8-mg Ondansetron Tablet, USP for oral administration contains ondansetron hydrochloride, USP (dihydrate) equivalent to 8 mg of ondansetron. Each tablet also contains the inactive ingredients colloidal silicon dioxide, hypromellose, iron oxide yellow (8 mg tablet only), lactose monohydrate, magnesium stearate, microcrystalline cellulose,

pregelatinized starch, titanium dioxide and triacetin.

Each 4-mg Ondansetron Orally Disintegrating Tablet, USP for oral administration contains 4 mg ondansetron base. Each 8-mg Ondansetron Orally Disintegrating Tablet, USP for oral administration contains 8 mg ondansetron base. Each Ondansetron Orally Disintegrating Tablet, USP also contains the inactive ingredients aspartame, colloidal silicon dioxide, crospovidone, magnesium stearate, mannitol, sodium stearyl fumarate and strawberry flavor. Ondansetron Orally Disintegrating Tablets, USP are an orally administered formulation of ondansetron which rapidly disintegrates on the tongue and does not require water to aid dissolution or swallowing. This product disintegrates in approximately 60 seconds.

Ondansetron Orally Disintegrating Tablets, USP meet USP Disintegration Test 2.

12 CLINICAL PHARMACOLOGY

12.1 Mechanism of Action

Ondansetron is a selective 5-HT₃ receptor antagonist. While its mechanism of action has not been fully characterized, ondansetron is not a dopamine-receptor antagonist. Serotonin receptors of the 5-HT₃ type are present both peripherally on vagal nerve terminals and centrally in the chemoreceptor trigger zone of the area postrema. It is not certain whether ondansetron's antiemetic action is mediated centrally, peripherally, or in both sites. However, cytotoxic chemotherapy appears to be associated with release of serotonin from the enterochromaffin cells of the small intestine. In humans, urinary 5-hydroxyindoleacetic acid (5-HIAA) excretion increases after cisplatin administration in parallel with the onset of emesis. The released serotonin may stimulate the vagal afferents through the 5-HT₃ receptors and initiate the vomiting reflex.

12.2 Pharmacodynamics

In healthy subjects, single intravenous doses of 0.15 mg/kg of ondansetron had no effect on esophageal motility, gastric motility, lower esophageal sphincter pressure, or small intestinal transit time. Multiday administration of ondansetron has been shown to slow colonic transit in healthy subjects. Ondansetron has no effect on plasma-prolactin concentrations.

Cardiac Electrophysiology

QTc interval prolongation was studied in a double-blind, single-intravenous dose, placebo- and positive-controlled, crossover trial in 58 healthy subjects. The maximum mean (95% upper confidence bound) difference in QTcF from placebo after baseline correction was 19.5 (21.8) milliseconds and 5.6 (7.4) milliseconds after 15-minute intravenous infusions of 32 mg and 8 mg of ondansetron injection, respectively. A significant exposure-response relationship was identified between ondansetron concentration and $\Delta\Delta\text{QTcF}$. Using the established exposure-response relationship, 24 mg infused intravenously over 15 minutes had a mean predicted (95% upper prediction interval) $\Delta\Delta\text{QTcF}$ of 14 (16.3) milliseconds. In contrast, 16 mg infused intravenously over 15 minutes using the same model had a mean predicted (95% upper prediction interval) $\Delta\Delta\text{QTcF}$ of 9.1 (11.2) milliseconds. In this study, the 8-mg dose infused over 15 minutes did not prolong the QT interval to any clinically relevant extent.

12.3 Pharmacokinetics

Absorption

Ondansetron is absorbed from the gastrointestinal tract and undergoes some first-pass metabolism. Mean bioavailability in healthy subjects, following administration of a single 8-mg tablet, is approximately 56%.

Ondansetron systemic exposure does not increase proportionately to dose. The area under curve (AUC) from a 16-mg tablet was 24% greater than predicted from an 8-mg tablet dose. This may reflect some reduction of first-pass metabolism at higher oral doses.

Food Effects: Bioavailability is also slightly enhanced by the presence of food.

Distribution

Plasma protein binding of ondansetron as measured *in vitro* was 70% to 76% over the concentration range of 10 to 500 ng/mL. Circulating drug also distributes into erythrocytes.

Elimination

Metabolism and Excretion: Ondansetron is extensively metabolized in humans, with approximately 5% of a radiolabeled dose recovered as the parent compound from the urine. The metabolites are observed in the urine. The primary metabolic pathway is hydroxylation on the indole ring followed by subsequent glucuronide or sulfate conjugation.

In vitro metabolism studies have shown that ondansetron is a substrate for human hepatic cytochrome P-450 enzymes, including CYP1A2, CYP2D6, and CYP3A4. In terms of overall ondansetron turnover, CYP3A4 played the predominant role. Because of the multiplicity of metabolic enzymes capable of metabolizing ondansetron, it is likely that inhibition or loss of one enzyme (e.g., CYP2D6 genetic deficiency) will be compensated by others and may result in little change in overall rates of ondansetron elimination.

Although some nonconjugated metabolites have pharmacologic activity, these are not found in plasma at concentrations likely to significantly contribute to the biological activity of ondansetron.

Specific Populations

Age: Geriatric Population: A reduction in clearance and increase in elimination half-life are seen in patients older than 75 years compared to younger subjects [see *Use in Specific Populations* (8.5)] .

Sex: Gender differences were shown in the disposition of ondansetron given as a single dose. The extent and rate of absorption are greater in women than men. Slower clearance in women, a smaller apparent volume of distribution (adjusted for weight), and higher absolute bioavailability resulted in higher plasma ondansetron concentrations. These higher plasma concentrations may in part be explained by differences in body weight between men and women. It is not known whether these sex-related differences were clinically important. More detailed pharmacokinetic information is contained in Tables 5 and 6.

Table 5: Pharmacokinetics in Male and Female Healthy Subjects After a Single Dose of a Ondansetron 8-mg Tablet

Age-group (years) Sex	Mean Weight	Peak Plasma Concentration	Time of Peak Plasma Concentration	Mean Elimination Half-life	Systemic Plasma Clearance	Absolute
--------------------------	-------------	---------------------------	-----------------------------------	----------------------------	---------------------------	----------

(M/F)	(kg)	N	(ng/mL)	(h)	(h)	L/h/kg	Bioavailability
1. 18 to 40 M	69	6	26.2	2	3.1	0.403	0.483
1. F	62.7	5	42.7	1.7	3.5	0.354	0.663
1. 61 to 74 M	77.5	6	24.1	2.1	4.1	0.384	0.585
1. F	60.2	6	52.4	1.9	4.9	0.255	0.643
1. ≥75 M	78	5	37	2.2	4.5	0.277	0.619
1. F	67.6	6	46.1	2.1	6.2	0.249	0.747

Table 6: Pharmacokinetics in Male and Female Healthy Subjects After a Single Dose of a Ondansetron 24-mg Tablet

Age-group (years) Sex (M/F)	Mean Weight (kg)	N	Peak Plasma Concentration (ng/mL)	Time of Peak Plasma Concentration (h)	Mean Elimination Half-life (h)
• 18 to 43 M	84.1	8	125.8	1.9	4.7
1. F	71.8	8	194.4	1.6	5.8

Renal Impairment: Renal impairment is not expected to significantly influence the total clearance of ondansetron as renal clearance represents only 5% of the overall clearance. However, the mean plasma clearance of ondansetron was reduced by about 50% in patients with severe renal impairment (creatinine clearance less than 30 mL/min). The reduction in clearance was variable and not consistent with an increase in half-life [see *Use in Specific Populations (8.7)*] .

Hepatic Impairment: In patients with mild-to-moderate hepatic impairment, clearance is reduced 2-fold and mean half-life is increased to 11.6 hours compared with 5.7 hours in healthy subjects. In patients with severe hepatic impairment (Child-Pugh score of 10 or greater), clearance is reduced 2-fold to 3-fold and apparent volume of distribution is increased with a resultant increase in half-life to 20 hours [see *Dosage and Administration (2.2)*, *Use in Specific Populations (8.6)*] .

Drug Interaction Studies

CYP 3A4 Inducers: Ondansetron elimination may be affected by cytochrome P-450 inducers. In a pharmacokinetic trial of 16 epileptic patients maintained chronically on CYP3A4 inducers, carbamazepine, or phenytoin, a reduction in AUC, C_{max}, and t_{1/2} of ondansetron was observed. This resulted in a significant increase in the clearance of

ondansetron. However, this increase is not thought to be clinically relevant [see *Drug Interactions (7.2)*].

Chemotherapeutic Agents: Carmustine, etoposide, and cisplatin do not affect the pharmacokinetics of ondansetron [see *Drug Interactions (7.4)*].

Antacids: Concomitant administration of antacids does not alter the absorption of ondansetron.

13 NONCLINICAL TOXICOLOGY

13.1 Carcinogenesis, Mutagenesis, Impairment of Fertility

Carcinogenic effects were not seen in 2-year studies in rats and mice with oral ondansetron doses up to 10 mg/kg per day and 30 mg/kg per day, respectively (approximately 4 and 6 times the maximum recommended human oral dose of 24 mg per day, based on BSA).

Ondansetron was not mutagenic in standard tests for mutagenicity.

Oral administration of ondansetron up to 15 mg/kg per day (approximately 6 times the maximum recommended human oral dose of 24 mg per day, based on BSA) did not affect fertility or general reproductive performance of male and female rats.

14 CLINICAL STUDIES

14.1 Prevention of Chemotherapy-Induced Nausea and Vomiting

Highly Emetogenic Chemotherapy

In 2 randomized, double-blind, monotherapy trials, a single 24-mg oral dose of ondansetron was superior to a relevant historical placebo control in the prevention of nausea and vomiting associated with highly emetogenic cancer chemotherapy, including cisplatin greater than or equal to 50 mg/m². Steroid administration was excluded from these clinical trials. More than 90% of patients receiving a cisplatin dose greater than or equal to 50 mg/m² in the historical-placebo comparator, experienced vomiting in the absence of antiemetic therapy.

The first trial compared oral doses of ondansetron 24 mg as a single dose, 8 mg every 8 hours for 2 doses, and 32 mg as a single dose in 357 adult cancer patients receiving chemotherapy regimens containing cisplatin greater than or equal to 50 mg/m². The first or single dose was administered 30 minutes prior to chemotherapy. A total of 66% of patients in the ondansetron 24-mg once-a-day group, 55% in the ondansetron 8-mg twice-a-day group, and 55% in the ondansetron 32-mg once-a-day group, completed the 24-hour trial period with 0 emetic episodes and no rescue antiemetic medications, the primary endpoint of efficacy. Each of the 3 treatment groups was shown to be statistically significantly superior to a historical placebo control.

In the same trial, 56% of patients receiving a single 24-mg oral dose of ondansetron experienced no nausea during the 24-hour trial period, compared with 36% of patients in the oral ondansetron 8-mg twice-a-day group ($P = 0.001$) and 50% in the oral ondansetron 32-mg once-a-day group. Dosage regimens of ondansetron 8 mg twice daily and 32 mg once daily are not recommended for the prevention of nausea and vomiting associated with highly emetogenic chemotherapy [see *Dosage and Administration (2.1)*].

In a second trial, efficacy of a single 24-mg oral dose of ondansetron for the prevention of nausea and vomiting associated with highly emetogenic cancer chemotherapy, including cisplatin greater than or equal to 50 mg/m², was confirmed.

Moderately Emetogenic Chemotherapy

A randomized, placebo-controlled, double-blind trial was conducted in the US in 67 patients receiving a cyclophosphamide-based chemotherapy regimen containing doxorubicin. The first 8-mg dose of ondansetron was administered 30 minutes before the start of chemotherapy, with a subsequent dose 8 hours after the first dose, followed by 8 mg of ondansetron twice a day for 2 days after the completion of chemotherapy.

Ondansetron was significantly more effective than placebo in preventing vomiting. Treatment response was based on the total number of emetic episodes over the 3-day trial period. The results of this trial are summarized in Table 7.

Table 7: Emetic Episodes - Treatment Response in Patients Receiving Moderately Emetogenic Chemotherapy (Cyclophosphamide-based Regimen Containing Doxorubicin)

	Ondansetron (n = 33)	Placebo (n = 34)	P-value
Treatment response			
0 Emetic episodes	20 (61%)	2 (6%)	<0.001
1 to 2 Emetic episodes	6 (18%)	8 (24%)	
More than 2 emetic episodes/withdrawn	7 (21%)	24 (71%)	<0.001
Median number of emetic episodes	0	Undefined ^a	
Median time to first emetic episode (hours)	Undefined ^b	6.5	

- ^a Median undefined since at least 50% of the patients were withdrawn or had more than 2 emetic episodes.
- ^b Median undefined since at least 50% of patients did not have any emetic episodes.

In a double-blind, US trial in 336 patients receiving a cyclophosphamide-based chemotherapy regimen containing either methotrexate or doxorubicin, ondansetron 8 mg administered twice a day, was as effective as ondansetron 8 mg administered 3 times a day in preventing nausea and vomiting. Ondansetron 8 mg three times daily is not a recommended regimen for the treatment of moderately emetogenic chemotherapy [see *Dosage and Administration (2.1)*].

Treatment response was based on the total number of emetic episodes over the 3-day trial period. See Table 8 for the details of the dosage regimens studied and results of this trial.

Table 8: Emetic Episodes - Treatment Response After Ondansetron Tablets Administered Twice a Day and Three Times a Day

	Ondansetron Tablets	
	8 mg Twice Daily^a (n = 165)	8 mg Three Times a Day^b (n = 171)
Treatment response		
0 Emetic episodes	101 (61%)	99 (58%)

1 to 2 Emetic episodes	16 (10%)	17 (10%)
More than 2 emetic episodes/withdrawn	48 (29%)	55 (32%)
Median number of emetic episodes	0	0
Median time to first emetic episode (h)	Undefined ^c	Undefined ^c
Median nausea scores (0 to 100) ^d	6	6

- ^a The first 8-mg dose was administered 30 minutes before the start of emetogenic chemotherapy, with a subsequent 8-mg dose 8 hours after the first dose, followed by 8 mg administered twice a day for 2 days after the completion of chemotherapy.
- ^b The first 8-mg dose was administered 30 minutes before the start of emetogenic chemotherapy, with subsequent 8-mg doses at 4 hours and 8 hours after the first dose, followed by 8 mg administered 3 times a day for 2 days after the completion of chemotherapy.
- ^c Median undefined since at least 50% of patients did not have any emetic episodes.
- ^d Visual analog scale assessment: 0 = no nausea, 100 = nausea as bad as it can be.

Re- treatment

In single-arm trials, 148 patients receiving cyclophosphamide-based chemotherapy were re-treated with ondansetron 8 mg three times daily during subsequent chemotherapy for a total of 396 re-treatment courses. No emetic episodes occurred in 314 (79%) of the re-treatment courses, and only 1 to 2 emetic episodes occurred in 43 (11%) of the re-treatment courses.

Pediatric Trials

Three open-label, single-arm, non-US trials have been performed with 182 pediatric patients aged 4 to 18 years with cancer who were given a variety of cisplatin or noncisplatin regimens. The initial dose of ondansetron injection ranged from 0.04 to 0.87 mg per kg (total dose of 2.16 mg to 12 mg) followed by the administration of oral doses of ondansetron ranging from 4 to 24 mg daily for 3 days. In these trials, 58% of the 170 evaluable patients had a complete response (no emetic episodes) on Day 1. In 2 trials, the response rates to ondansetron 4 mg three times a day in patients younger than 12 years was similar to ondansetron 8 mg three times daily in patients 12 to 18 years. Prevention of emesis in these pediatric patients was essentially the same as for adults.

14.2 Radiation-Induced Nausea and Vomiting

Total Body Irradiation

In a randomized, placebo-controlled, double-blind trial in 20 patients, 8 mg of ondansetron administered 1.5 hours before each fraction of radiotherapy for 4 days was significantly more effective than placebo in preventing vomiting induced by total body irradiation. Total body irradiation consisted of 11 fractions (120 cGy per fraction) over 4 days for a total of 1,320 cGy. Patients received 3 fractions for 3 days, then 2 fractions on Day 4.

Single High- Dose Fraction Radiotherapy

In an active-controlled, double-blind trial in 105 patients receiving single high-dose

radiotherapy (800 to 1,000 cGy) over an anterior or posterior field size of greater than or equal to 80 cm² to the abdomen, ondansetron was significantly more effective than metoclopramide with respect to complete control of emesis (0 emetic episodes). Patients received the first dose of ondansetron (8 mg) or metoclopramide (10 mg) 1 to 2 hours before radiotherapy. If radiotherapy was given in the morning, 8 mg of ondansetron or 10 mg of metoclopramide was administered in the late afternoon and repeated again before bedtime. If radiotherapy was given in the afternoon, patients took 8 mg of ondansetron or 10 mg of metoclopramide only once before bedtime. Patients continued the doses of oral medication three times daily for 3 days.

Daily Fractionated Radiotherapy

In an active-controlled, double-blind trial in 135 patients receiving a 1- to 4- week course of fractionated radiotherapy (180 cGy doses) over a field size of greater than or equal to 100 cm² to the abdomen, ondansetron was significantly more effective than prochlorperazine with respect to complete control of emesis (0 emetic episodes). Patients received the first dose of ondansetron (8 mg) or prochlorperazine (10 mg) 1 to 2 hours before the first daily radiotherapy fraction, with subsequent 8-mg doses approximately every 8 hours on each day of radiotherapy.

14.3 Postoperative Nausea and/ or Vomiting

In 2 placebo-controlled, double-blind trials (one conducted in the US and the other outside the US) in 865 females undergoing inpatient surgical procedures, ondansetron 16 mg as a single dose or placebo was administered one hour before the induction of general balanced anesthesia (barbiturate, opioid, nitrous oxide, neuromuscular blockade, and supplemental isoflurane or enflurane), ondansetron tablets was significantly more effective than placebo in preventing postoperative nausea and vomiting.

No trials have been performed in males.

16 HOW SUPPLIED/STORAGE AND HANDLING

Ondansetron Tablets, USP

8 mg (ondansetron hydrochloride, USP (dihydrate) equivalent to 8 mg of ondansetron), are yellow, oval, standard convex, film-coated tablets with '8' on one side and 'G1' logo on the other side in:

Bottles of 6 tablets (NDC 43063-770-06).

Bottles: Store at 20°C to 25°C (68°F to 77°F) [see USP Controlled Room Temperature]. Protect from light. Dispense in a tight, light-resistant container as defined in the USP.

17 PATIENT COUNSELING INFORMATION

Hypersensitivity Reactions

Inform patients that ondansetron may cause hypersensitivity reactions, some as severe as anaphylaxis and bronchospasm. Instruct patients to immediately report any signs and symptoms of hypersensitivity reactions, including fever, chills, rash, or breathing problems to their healthcare provider [*see Warnings and Precautions (5.1)*].

QT Prolongation

Inform patients that ondansetron may cause serious cardiac arrhythmias, such as QT

prolongation. Instruct patients to tell their healthcare provider right away if they perceive a change in their heart rate, if they feel lightheaded, or if they have a syncopal episode [*see Warnings and Precautions (5.2)*].

Drug Interactions

- Instruct the patient to report the use of all medications, especially apomorphine, to their healthcare provider. Concomitant use of apomorphine and ondansetron may cause a significant drop in blood pressure and loss of consciousness.
- Advise patients of the possibility of serotonin syndrome with concomitant use of ondansetron and another serotonergic agent, such as medications to treat depression and migraines. Advise patients to seek immediate medical attention if the following symptoms occur: changes in mental status, autonomic instability, neuromuscular symptoms with or without gastrointestinal symptoms [*see Warnings and Precautions (5.3)*].

Myocardial Ischemia

Inform patients that ondansetron may cause myocardial ischemia. Advise patients to seek immediate medical help if any symptoms suggestive of a myocardial ischemia occur, such as sudden chest pain or chest tightness [*see Warnings and Precautions (5.4)*] .

Masking of Progressive Ileus and Gastric Distension

Inform patients following abdominal surgery or those with chemotherapy-induced nausea and vomiting that ondansetron may mask signs and symptoms of bowel obstruction. Instruct patients to immediately report any signs or symptoms consistent with a potential bowel obstruction to their healthcare provider [*see Warnings and Precautions (5.5)*].

Administration of Ondansetron Orally Disintegrating Tablets

Instruct patients not to remove ondansetron orally disintegrating tablets from the blister until just prior to dosing.

- Do not attempt to push ondansetron orally disintegrating tablets through the foil backing.
- With dry hands, peel back the foil backing of 1 blister and gently remove the tablet.
- Immediately place the ondansetron orally disintegrating tablet on top of the tongue where it will dissolve in seconds, then swallow with saliva.
- Administration with liquid is not necessary.
- Peelable illustrated stickers are affixed to the product carton that can be provided with the prescription to ensure proper use and handling of the product.

Manufactured by:

Glenmark Pharmaceuticals Limited
India

Manufactured for:

Glenmark Pharmaceuticals Inc., USA
Mahwah, NJ 07430

Questions? 1 (888) 721-7115

www.glenmarkpharma-us.com

- November 2021

PACKAGE/LABEL PRINCIPAL DISPLAY PANEL

R only WARNING: KEEP THIS OUT OF THE REACH OF CHILDREN
DOSAGE and STORAGE: SEE PACKAGE INSERT


43063-770-06 ONDANSETRON USP 8 MG 6 TABLETS ReOrder # 110315 LOT SAMPLE EXP 01/2050	43063-770-06 ONDANSETRON USP 8 MG 6 TABLETS ReOrder # 110315 LOT SAMPLE EXP 01/2050	43063-770-06 ONDANSETRON USP 8 MG 6 TABLETS ReOrder # 110315 LOT SAMPLE EXP 01/2050
--	--	--

CALL YOUR DOCTOR FOR MEDICAL ADVICE ABOUT SIDE EFFECTS.
YOU MAY REPORT SIDE EFFECTS TO THE FDA AT 1-800-FDA-1088

TAKE ___ TABLET(S) ___ TIMES A DAY.
TOME ___ TABLETA(S) ___ VECES AL DIA.

Each TABLET Contains: 10 MG OF ONDANSETRON
HYDROCHLORIDE USP
DIHYDRATE EQUIVALENT TO
8 MG OF ONDANSETRON

NDC: 43063-770-06




OKlahoma City, OK • 73127

**ONDANSETRON
USP**


8 MG

6 TABLETS



GTIN: 00343063770061
SNO: SAMPLE000001
EXP: 01/2050
LOT: SAMPLE

343063770061



6845201063C
GLENNMARK PHARM. LTD
COVVALE BARDEZ GOA 403513
INDIA

ORGANOLEPTIC MARKINGS:
YELLOW
8 G1
OVAL

ONDANSETRON

ondansetron tablet, film coated

Product Information

Product Type	HUMAN PRESCRIPTION DRUG	Item Code (Source)	NDC:43063-770(NDC:68462-106)
Route of Administration	ORAL		

Active Ingredient/Active Moiety

Ingredient Name	Basis of Strength	Strength
ONDANSETRON HYDROCHLORIDE (UNII: NMH84OZK2B) (ONDANSETRON - UNII:4AF302ESOS)	ONDANSETRON	8 mg

Inactive Ingredients

Ingredient Name	Strength
FERRIC OXIDE YELLOW (UNII: EX438O2MRT)	
LACTOSE MONOHYDRATE (UNII: EWQ57Q8I5X)	
MAGNESIUM STEARATE (UNII: 70097M6I30)	
MICROCRYSTALLINE CELLULOSE (UNII: OP1R32D61U)	
TITANIUM DIOXIDE (UNII: 15FIX9V2JP)	
TRIACETIN (UNII: XHX3C3X673)	
HYPROMELLOSE, UNSPECIFIED (UNII: 3NXW29V3WO)	

STARCH, CORN (UNII: O8232NY3SJ)

SILICON DIOXIDE (UNII: ETJ7Z6XBU4)

Product Characteristics

Color	yellow	Score	no score
Shape	OVAL	Size	10mm
Flavor		Imprint Code	8;G1
Contains			

Packaging

#	Item Code	Package Description	Marketing Start Date	Marketing End Date
1	NDC:43063-770-06	6 in 1 BOTTLE, PLASTIC; Type 0: Not a Combination Product	03/03/2014	

Marketing Information

Marketing Category	Application Number or Monograph Citation	Marketing Start Date	Marketing End Date
ANDA	ANDA077535	06/25/2007	

Labeler - PD-Rx Pharmaceuticals, Inc. (156893695)

Registrant - PD-Rx Pharmaceuticals, Inc. (156893695)

Establishment

Name	Address	ID/FEI	Business Operations
PD-Rx Pharmaceuticals, Inc.		156893695	repack(43063-770)

Revised: 9/2023

PD-Rx Pharmaceuticals, Inc.