

PROCTOFOAM HC- hydrocortisone acetate and pramoxine hydrochloride aerosol, foam
Rebel Distributors Corp

proctofoam® HC
(hydrocortisone acetate 1% and
pramoxine hydrochloride 1%)

topical aerosol

Rx Only

4009472

Rev. 08/08

DESCRIPTION

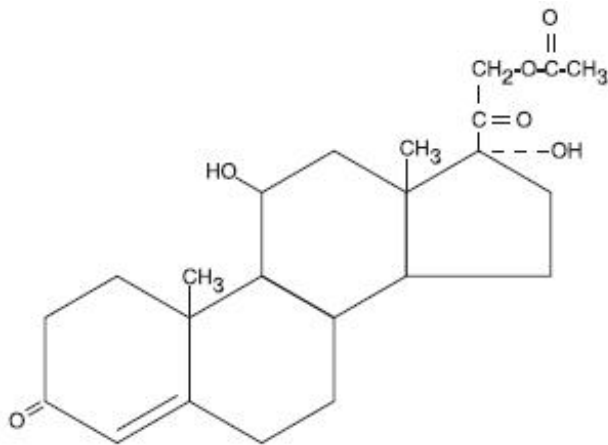
Proctofoam®-HC (hydrocortisone acetate 1% and pramoxine hydrochloride 1%) is a topical aerosol foam for anal use containing hydrocortisone acetate 1% and pramoxine hydrochloride 1% in a hydrophilic base containing cetyl alcohol, emulsifying wax, methylparaben, polyoxyethylene-10-stearyl ether, propylene glycol, propylparaben, purified water, trolamine and inert propellants: isobutane and propane.

Proctofoam®-HC contains a synthetic corticosteroid used as an anti-inflammatory/antipruritic agent and a local anesthetic.

Hydrocortisone acetate

Molecular weight: 404.50. Solubility of hydrocortisone acetate in water: 1 mg/100 mL.

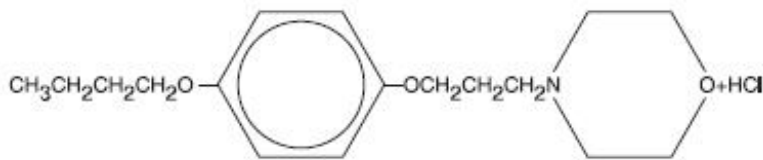
Chemical name: pregn-4-ene-3,20-dione, 21-(acetyloxy)-11,17-dihydroxy-, (11β)-.



Pramoxine hydrochloride

Molecular weight: 329.86. Pramoxine hydrochloride is freely soluble in water.

Chemical name: morpholine, 4-[3-(4-butoxyphenoxy) propyl]-, hydrochloride.



CLINICAL PHARMACOLOGY

Topical corticosteroids share anti-inflammatory, antipruritic and vasoconstrictive actions.

The mechanism of anti-inflammatory activity of the topical corticosteroids is unclear. Various laboratory methods, including vasoconstrictor assays, are used to compare and predict potencies and/or clinical efficacies of the topical corticosteroids. There is some evidence to suggest that a recognizable correlation exists between vasoconstrictor potency and therapeutic efficacy in man.

Pramoxine hydrochloride is a surface or local anesthetic which is not chemically related to the "caine" types of local anesthetics. Its unique chemical structure is likely to minimize the danger of cross-sensitivity reactions in patients allergic to other local anesthetics.

Pharmacokinetics

The extent of percutaneous absorption of topical corticosteroids is determined by many factors including the vehicle, the integrity of the epidermal barrier, and the use of occlusive dressings.

Topical corticosteroids can be absorbed through normal intact skin. Inflammation and/or other disease processes in the skin increase the percutaneous absorption of topical corticosteroids. Occlusive dressings substantially increase the percutaneous absorption of topical corticosteroids. Thus, occlusive dressings may be a valuable therapeutic adjunct for treatment of resistant dermatoses. (See DOSAGE AND ADMINISTRATION.)

Once absorbed through the skin, topical corticosteroids are handled through pharmacokinetic pathways similar to systemically administered corticosteroids. Corticosteroids are bound to plasma proteins in varying degrees. Corticosteroids are metabolized primarily in the liver and are then excreted by the kidneys. Some of the topical corticosteroids and their metabolites are also excreted into the bile.

INDICATIONS AND USAGE

Proctofoam®-HC is indicated for the relief of the inflammatory and pruritic manifestations of corticosteroid-responsive dermatoses of the anal region.

CONTRAINDICATIONS

Topical corticosteroid products are contraindicated in those patients with a history of hypersensitivity to any of the components of the preparation.

WARNINGS

Do not insert any part of the aerosol container directly into the anus. Avoid contact with the eyes. Contents of the container are under pressure. Do not burn or puncture the aerosol container. Do not store at temperatures above 120°F (49°C). If there is no evidence of clinical improvement within two or three weeks after starting Proctofoam®-HC therapy, or if the patient's condition worsens, discontinue the drug. Keep this and all medicines out of the reach of children.

PRECAUTIONS

General

Systemic absorption of topical corticosteroids has produced reversible hypothalamic-pituitary-adrenal (HPA) axis suppression, manifestations of Cushing's syndrome, hyperglycemia, and glucosuria in some patients.

Conditions which augment systemic absorption include the application of the more potent steroids, use over large surface areas, prolonged use, and the addition of occlusive dressings. Therefore, patients receiving a large dose of a potent topical steroid applied to a large surface area or under an occlusive dressing should be evaluated periodically for evidence of HPA axis suppression by using the urinary free cortisol and ACTH stimulation tests. If HPA axis suppression is noted, an attempt should be made to withdraw the drug, to reduce the frequency of application or to substitute a less potent steroid.

Recovery of HPA axis function is generally prompt and complete upon discontinuation of the drug. Infrequently, signs and symptoms of steroid withdrawal may occur, requiring supplemental systemic corticosteroids.

Pediatric patients may absorb proportionally larger amounts of topical corticosteroids and thus be more susceptible to systemic toxicity. (see PRECAUTIONS - Pediatric Use.)

If irritation develops, topical corticosteroids should be discontinued and appropriate therapy instituted.

In the presence of dermatological infections, the use of an appropriate antifungal or antibacterial agent should be instituted. If a favorable response does not occur promptly, the corticosteroid should be discontinued until the infection has been adequately controlled.

Information for the Patient

Patients using topical corticosteroids should receive the following information and instructions:

1. This medication is to be used as directed by the physician. It is for anal or perianal use only. Avoid contact with eyes.
2. Be advised not to use this medication for any disorder other than for which it has been prescribed.
3. Report any signs of adverse reactions.

Laboratory Tests

The following tests may be helpful in evaluating the HPA axis suppression:

Urinary free cortisol test

ACTH stimulation test

Carcinogenesis, Mutagenesis, Impairment of Fertility

Long-term animal studies have not been performed to evaluate the carcinogenic potential or the effect on fertility of topical corticosteroids.

Studies to determine mutagenicity with prednisolone and hydrocortisone have revealed negative results.

Pregnancy

Teratogenic Effects

Pregnancy Category C

Corticosteroids are generally teratogenic in laboratory animals when administered systemically at relatively low dosage levels. The more potent corticosteroids have been shown to be teratogenic after dermal application in laboratory animals. There are no adequate, well-controlled studies of teratogenic effects from topically applied corticosteroids in pregnant women. Therefore, topical corticosteroids should be used during pregnancy only if the potential benefit justifies the potential risk to the fetus. Drugs of this class should not be used extensively on pregnant patients, in large amounts, or for prolonged periods of time.

Nursing Mothers

It is not known whether topical administration of corticosteroids could result in sufficient systemic absorption to produce detectable quantities in breast milk. Systemically administered corticosteroids are secreted into breast milk in quantities *not* likely to have a deleterious effect on the infant. Nevertheless, caution should be exercised when topical corticosteroids are administered to a nursing woman.

Pediatric Use

Pediatric patients may demonstrate greater susceptibility to topical corticosteroid-induced HPA axis suppression and Cushing's syndrome than mature patients because of a larger skin surface area to body weight ratio.

Hypothalamic-pituitary-adrenal (HPA) axis suppression, Cushing's syndrome, and intracranial hypertension have been reported in pediatric patients receiving topical corticosteroids. Manifestations of adrenal suppression in pediatric patients include linear growth retardation, delayed weight gain, low plasma cortisol levels, and absence of response to ACTH stimulation. Manifestations of intracranial hypertension include bulging fontanelles, headaches, and bilateral papilledema.

Administration of topical corticosteroids to pediatric patients should be limited to the least amount compatible with an effective therapeutic regimen. Chronic corticosteroid therapy may interfere with the growth and development of pediatric patients.

ADVERSE REACTIONS

The following local adverse reactions are reported infrequently with topical corticosteroids, but may occur more frequently with the use of occlusive dressings. These reactions are listed in approximate decreasing order of occurrence: burning, itching, irritation, dryness, folliculitis, hypertrichosis, acneiform eruptions, hypopigmentation, perioral dermatitis, allergic contact dermatitis, maceration of the skin, secondary infection, skin atrophy, striae and miliaria.

OVERDOSAGE

Topically applied corticosteroids can be absorbed in sufficient amounts to produce systemic effects. (See PRECAUTIONS.)

DOSAGE AND ADMINISTRATION

Apply to affected area 3 to 4 times daily. Use the applicator supplied for anal administration. For perianal use, transfer a small quantity to a tissue and rub in gently.

Directions for Use

1. Place cap on top of container. Shake foam container vigorously for 5-10 seconds before each use.
Do not remove container cap during use of the product.
2. Hold container upright on a level surface and gently place the tip of the applicator onto the nose of the container cap. **CONTAINER MUST BE HELD UPRIGHT TO OBTAIN PROPER FLOW OF MEDICATION.**
3. Pull plunger past the fill line on the applicator barrel.
4. Hold the container and applicator at eye level. Place the index and middle fingers on the container cap flanges and the thumb beneath the container. Support the applicator with your other hand. Prime the container by pressing down firmly on flanges and then release. With initial priming, a burst of air may come out of the container. It usually requires 1-2 pumps for foam to appear.
5. To fill applicator barrel, **press down firmly** on cap flanges, hold for 1-2 seconds, and release.
Wait 5-10 seconds to allow foam to expand in applicator barrel. Repeat until foam reaches fill line. It usually requires **3-4 pumps** for foam to reach fill line. Remove applicator from container

cap. **Note:** If foam goes beyond fill line, it will continue to expand and flow backwards resulting in foam build-up under cap.

6. Hold applicator firmly by barrel, making sure thumb and middle finger are positioned securely underneath and resting against barrel wings. Place index finger over the plunger. Gently insert tip into anus. Once in place, push plunger to expel foam, then withdraw applicator. **CAUTION:** Do not insert any part of the aerosol container directly into the anus. Apply to anus only with enclosed applicator. Do not insert any part of the applicator past the anus into rectum.
7. After each use, applicator parts should be pulled apart for thorough cleaning with warm water. Since some foam will appear under the cap, the cap and underlying tip should be pulled apart and rinsed to help prevent build-up of foam and possible blockage.

HOW SUPPLIED

Proctofoam®-HC is supplied in an aerosol container with a special anal applicator. When used correctly, the aerosol container will deliver a minimum of 14 applications.

Store upright at controlled room temperature 20°- 25°C (68°-77°F). DO NOT REFRIGERATE.

NDC 68220-142-10 10 g

Marketed and Distributed by
ALAVEN®
PHARMACEUTICAL LLC
Marietta, GA 30067, USA

For Medical Inquires, call toll-free 1-888-317-0001 www.alavenpharm.com

4009472

Rev. 08/08

Relabeled by:

REBEL DISTRIBUTORS CORP

Thousand Oaks, CA 91320

PLEASE READ CAREFULLY BEFORE USING

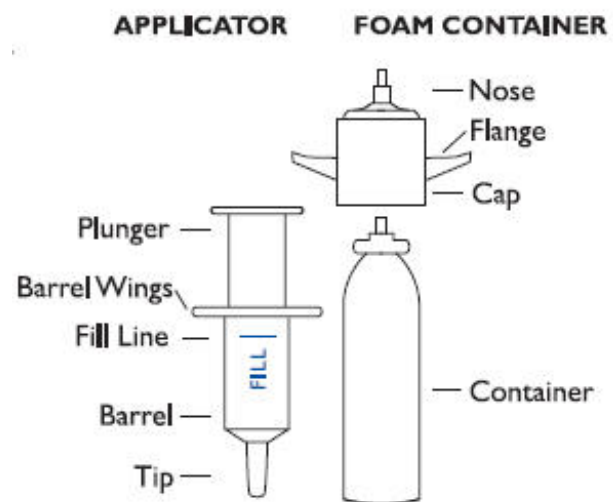
PATIENT INSTRUCTIONS FOR

proctofoam® HC

(hydrocortisone acetate 1% and pramoxine hydrochloride 1%)

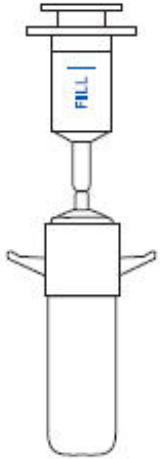
TOPICAL AEROSOL

Keep this insert. It contains important information about the use of proctofoam® HC.

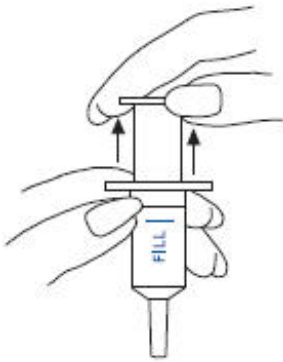




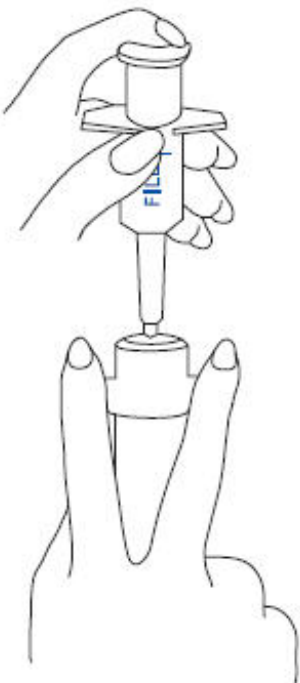
- 1 Place cap on top of container. Shake foam container vigorously for 5-10 seconds before each use. **Do not remove container cap during use of the product.**



- 2 Hold container upright on a level surface and gently place the tip of the applicator onto the nose of the container cap. **CONTAINER MUST BE HELD UPRIGHT TO OBTAIN PROPER FLOW OF MEDICATION.**

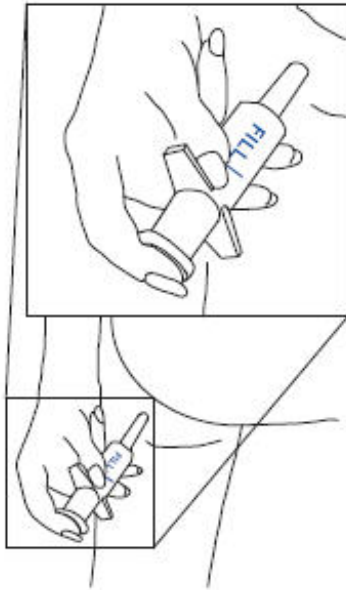


- 3 Pull plunger past the fill line on the applicator barrel.



- 4 Hold the container and applicator at eye level. Place the index and middle fingers on the container cap flanges and the thumb beneath the container. Support the applicator with your other hand. Prime the container by pressing down firmly on flanges and then release. With initial priming, a burst of air may come out of the container. It usually requires 1-2 pumps for foam to appear.

-
- 5 To fill applicator barrel, **press down firmly** on cap flanges, hold for 1-2 seconds, and release. **Wait 5-10 seconds to allow foam to expand in applicator barrel. Repeat until foam reaches fill line.** It usually requires **3-4 pumps** for foam to reach fill line. Remove applicator from container cap. **Note:** If foam goes beyond fill line, it will continue to expand and flow backwards resulting in foam build-up under cap.



- 6 Hold applicator firmly by barrel, making sure thumb and middle finger are positioned securely underneath and resting against barrel wings. Place index finger over the plunger. Gently insert tip into anus. Once in place, push plunger to expel foam, then withdraw applicator. **CAUTION:** Do not insert any part of the aerosol container directly into the anus. Do not insert any part of applicator past the anus into rectum.



- 7 After each use, applicator parts should be pulled apart for thorough cleaning with warm water. Since some foam will appear under the cap, the cap and underlying tip should be pulled apart and rinsed to help prevent build-up of foam and possible blockage.

ALAVEN®
PHARMACEUTICAL LLC
Marietta, GA 30067, USA

For Medical Inquiries, call toll-free
1-888-317-0001 www.alavenpharm.com

4009473
08/08

Relabeled by:

REBEL DISTRIBUTORS CORP
Thousand Oaks, CA 91320

PRINCIPAL DISPLAY PANEL

PHYSICIAN PARTNER
A DIVISION OF ROEHL, TIERRELL & CO., INC.

NDC 21695-982-10

Proctofoam HC 1%

10gm Topical Aerosol Foam

Each container contains: Hydrocortisone Acetate 1% and Pramoxine HCL 1%

(Rectal use)
See package insert.

Product ID: RP098210

Dist. By: Alaven Pharmaceuticals LLC Marietta, GA 30067, USA

Distributed by: Physician Partner, Thousand Oaks, CA 91320 www.physicianpartner.com
Store at controlled room temperature 15°-30°C (59°-86°F) Keep medication out of the reach of children.

NDC 21695-982-10
STORE UPRIGHT

proctofoam[®] HC
(hydrocortisone acetate 1% and
pramoxine hydrochloride 1%)

topical aerosol

Rx Only

ALAVEN[®]
PHARMACEUTICAL LLC

10 g net wt

PROCTOFOAM HC

hydrocortisone acetate and pramoxine hydrochloride aerosol, foam

Product Information

Product Type	HUMAN PRESCRIPTION DRUG	Item Code (Source)	NDC:21695-982(NDC:68220-142)
Route of Administration	TOPICAL		

Active Ingredient/Active Moiety

Ingredient Name	Basis of Strength	Strength
-----------------	-------------------	----------

hydrocortisone acetate (UNII: 3X7931PO74) (hydrocortisone - UNII:WI4X0X7BPJ)	hydrocortisone acetate	100 mg in 10 g
pramoxine hydrochloride (UNII: 88AYB867L5) (pramoxine - UNII:068X84E056)	pramoxine hydrochloride	100 mg in 10 g

Inactive Ingredients

Ingredient Name	Strength
cetyl alcohol (UNII: 936JST6JCN)	
methylparaben (UNII: A2I8C7HI9T)	
propylene glycol (UNII: 6DC9Q167V3)	
propylparaben (UNII: Z8IX2SC1OH)	
water (UNII: 059QF0KO0R)	
trolamine (UNII: 9O3K93S3TK)	
isobutane (UNII: BXR49TP611)	
propane (UNII: T75W9911L6)	

Packaging

#	Item Code	Package Description	Marketing Start Date	Marketing End Date
1	NDC:21695-982-10	1 in 1 CARTON		
1		10 g in 1 CONTAINER		

Marketing Information

Marketing Category	Application Number or Monograph Citation	Marketing Start Date	Marketing End Date
ANDA	ANDA086195	07/26/1978	

Labeler - Rebel Distributors Corp (118802834)

Establishment

Name	Address	ID/FEI	Business Operations
Rebel Distributors Corp		118802834	RELABEL, REPACK

Revised: 9/2011

Rebel Distributors Corp