

NO MORE PRODUCTS- glycerin, kaolin, calamine, menthol cream
Sarati International, Inc

No More Products

Drug Facts

Active Ingredients

Glycerin	25%
Kaolin	12.5%
Calamine	12.5%
Menthol	1%

Purposes

GlycerinProtectant
KaolinProtectant/Anti-Itch
CalamineProtectant/Anti-Itch
MentholAnalgesic

Uses • Helps relieve the itching and discomfort associated with anorectal disorders • Provides temporary relief from the symptoms of perianal skin irritation • For the temporary relief of itching associated with moist anorectal conditions • For the temporary relief of irritation and burning

Warnings

For rectal use only

Do not use unless a prior doctor's diagnosis of anorectal condition has been made

When using this product do not exceed the recommended daily dosage unless directed by a doctor

Stop use and ask a doctor if • bleeding occurs • condition worsens or does not improve within 7 days

• allergic reaction develops • symptoms being treated do not subside or if redness, irritation, swelling, pain, other symptoms develop or increase • Do not put this product into the rectum by using fingers or any mechanical device or applicator. • Remove petrolatum or greasy ointment before using this product because they interfere with the ability of this product to adhere properly to the skin area.

If pregnant or breastfeeding, ask a health professional before use

Keep out of reach of children. If swallowed, get medical help or contact a Poison Control Center right away

Directions

Adults: When practical, cleanse the affected area by patting or blotting with an appropriate cleansing wipe.

Gently dry by patting or blotting with toilet tissue or a soft cloth before application of this product.

Apply a **pea size** amount of cream **externally** to the anal area and to the inner rim of

the anus,

not deep into the rectum. • Children under 12 years of age: consult a doctor • Apply externally to the affected area once or twice daily when pain or irritation is **present.**

Other Information: Do not use if tube seal is cut, broken or missing. • store at 15-30° C (59-86° F)

Inactive Ingredients: Acrylates/C10-30 Alkyl Acrylate Crosspolymer, Cetearyl Alcohol, Deionized Water, Dimethicone/Vinyl Dimethicone Crosspolymer, Isopropyl Palmitate, Magnesium Aluminum Silicate, Phenoxyethanol, Polysorbate 20, Propylene Glycol, SD Alcohol, Silica, Stearyl Alcohol

Questions or Comments? Email: Admin@NoMoreProducts.com

No More Product Labeling

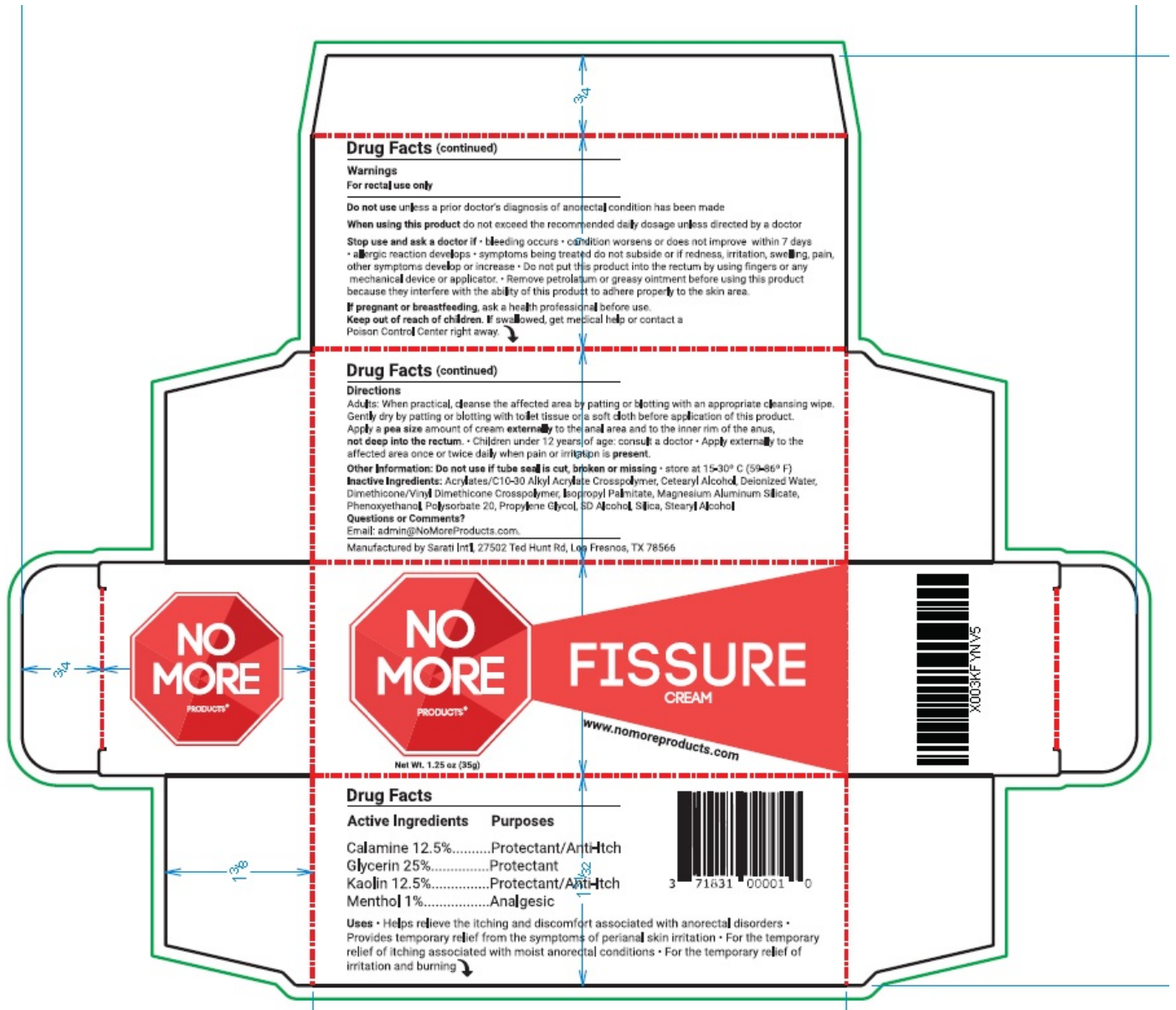
No More Products

Net Wt. 1.25oz (35g)


Manufactured by Sarati Intn'i, 27502 Ted Hunt Rd., Los Fresnos TX 78566

www.nomoreproducts.com

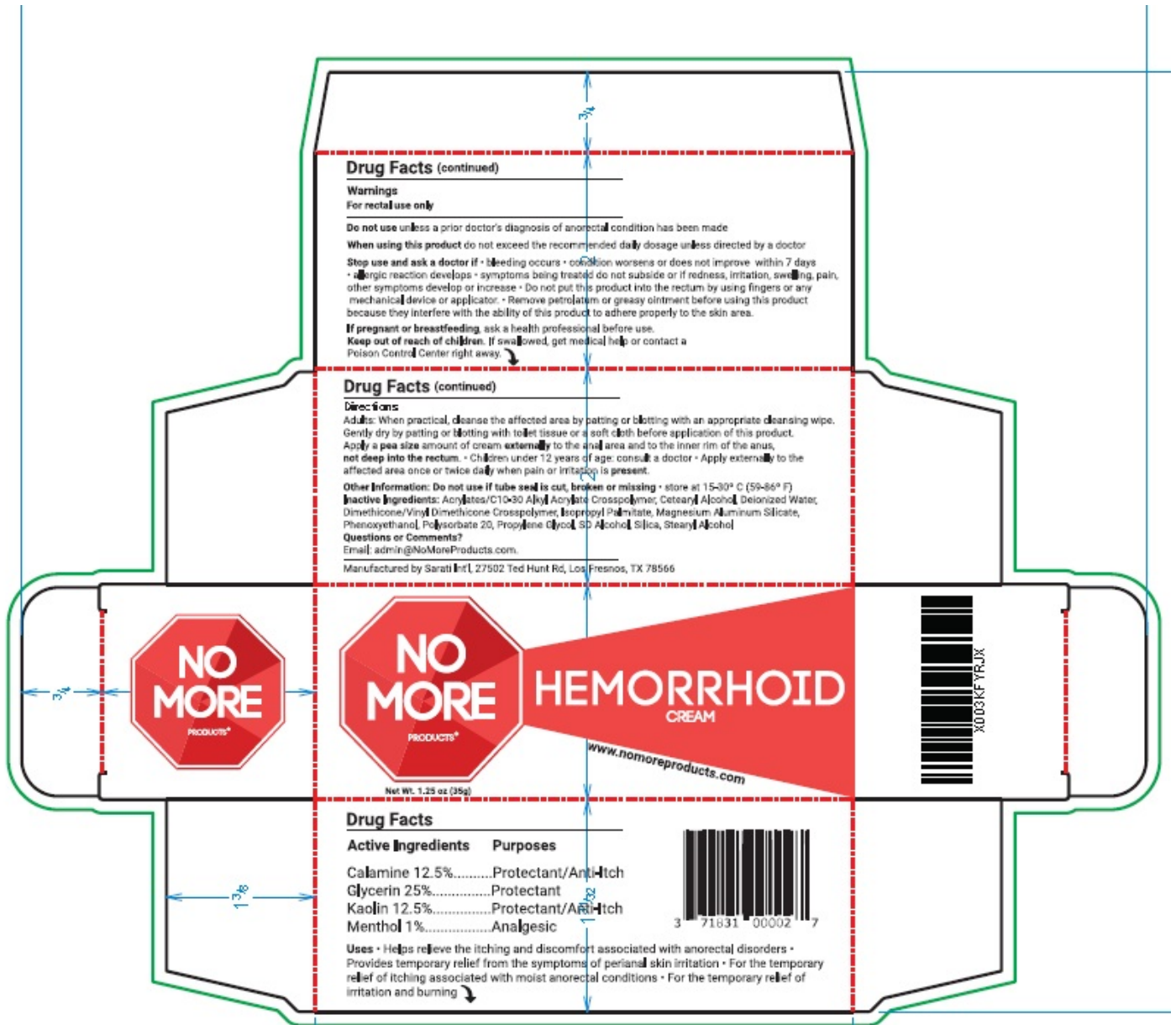
No More Fissure Box



No More Fissure Tube

1/4	NO	PRINT	AREA	1/4	NO	PRINT	AREA
<p>Application Process: After every bowel movement, after bathing, and every time you feel pain, irritation, or see blood; gently clean with a moist wipe, pat dry with toilet tissue, then apply a pea size amount of cream externally and to the inner rim of anus (not internal). Be patient, fissure healing can take months. Once healed, there is a possibility of recurrence so follow the clean, pat dry process daily and apply cream at the first sign of symptoms. Cut fingernails short as they will damage the anal skin or wear latex gloves/finger cots. Cream contains a small amount of necessary alcohol that in some cases can sting/burn if the area is raw. If the feeling is too severe, remove the cream and apply a cold compress. Substitute a zinc oxide diaper rash cream for a few days until your bottom can handle the strength of Fissure Cream. Consult your doctor if healing does not occur or if your symptoms worsen.</p> <p style="text-align: center;"> <u>For best results follow our detailed</u> <u>"No More Fissure" Treatment Process</u> www.NoMoreProducts.com/instructions </p> <p style="text-align: right;">  SCAN HERE </p>							
<p>All copy must be below the eye-mark</p>							

No More Hemorrhoids Box



No More Hemorrhoids Tube

NO MORE
PRODUCTS*

Net Wt. 1.25 oz (35g)

HEMORRHOID
CREAM


www.nomoreproducts.com

Center of Art Work

EyeMark

Application Process: After every bowel movement, after bathing, and every time you feel pain, irritation, or see blood; gently clean with a moist wipe, pat dry with toilet tissue, then apply a pea size amount of cream externally and to the inner rim of anus (not internal). Be patient, healing can take weeks. Once healed, there is a possibility of recurrence so follow the clean, pat dry process daily, and apply cream at the first sign of symptoms. Cut fingernails short as they will damage the anal skin or wear latex gloves/finger cots. Cream contains a small amount of necessary alcohol that in some cases can sting/burn if the area is raw. If the feeling is too severe remove the cream and apply a cold compress. Substitute a zinc oxide diaper rash cream for a few days until your bottom can handle the strength of Hemorrhoid Cream. Consult your doctor if healing does not occur or if your symptoms worsen.

For best results follow our detailed
"No More Hemorrhoid" Treatment Process
www.NoMoreProducts.com/instructions


SCAN HERE

All copy must be below the eye-mark

1/4

NO

PRINT

AREA

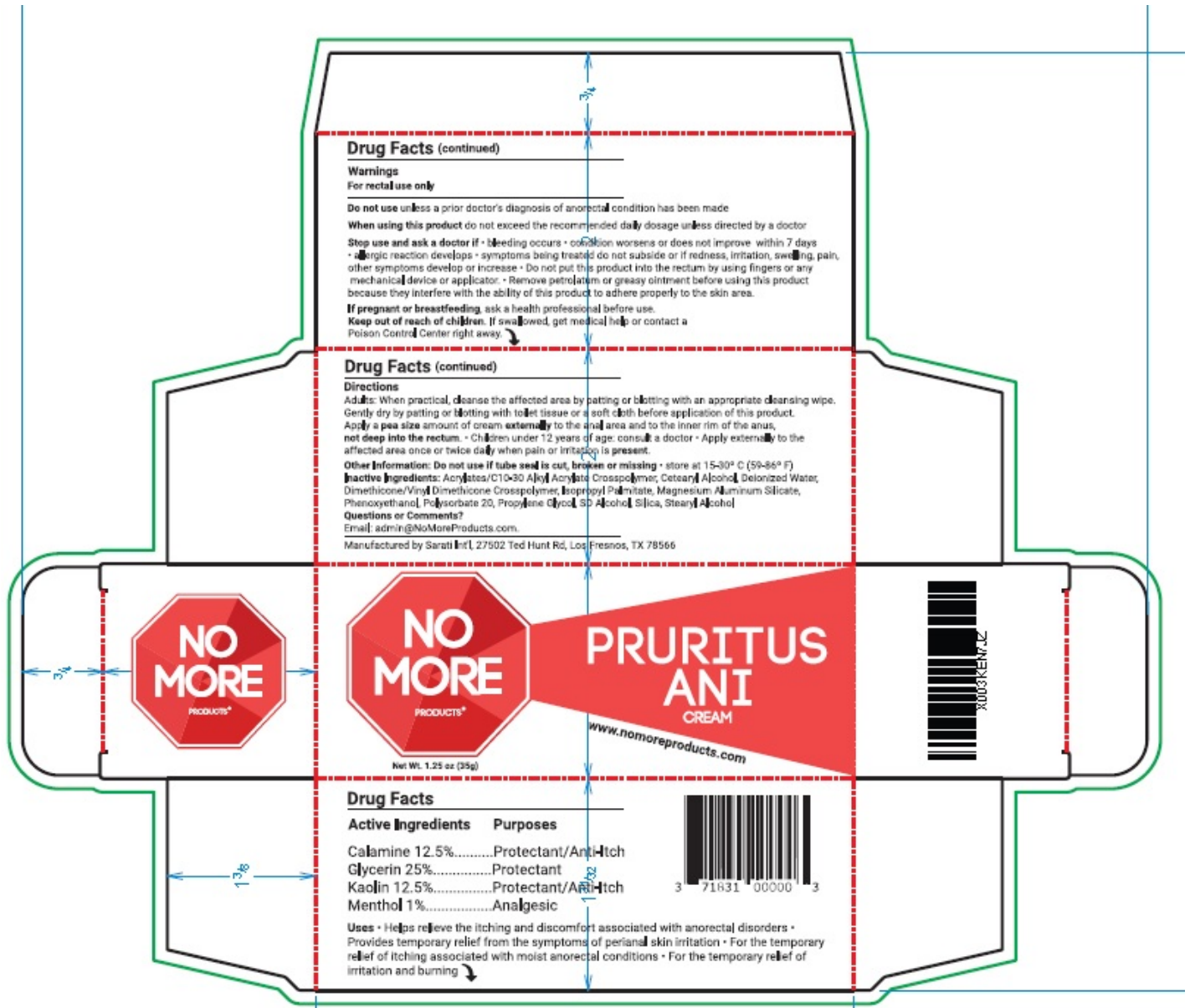
1/4

NO

PRINT

AREA

No More Pruritus Box



No More Pruritus Tube

NO MORE PRODUCTS

PRURITUS ANI
CREAM

www.nomoreproducts.com

Net Wt. 1.25 oz (35g)

4.18/64

2.9/64

Center Art Work

Application Process: After every bowel movement and every time you feel anal irritation, burning, or the urge to scratch, gently clean with a moist wipe and pat dry with toilet tissue. If the irritation or urge to scratch is now gone, then do not apply cream. If it is still present, then apply a pea size amount of cream and **rub it in until the irritation and itch are relieved.** There is no known cure for Pruritus Ani so follow the process daily. Cut fingernails short as they will damage the anal skin or wear latex gloves/finger cots. Cream contains a small amount of necessary alcohol that in some cases can sting/burn if the area is raw. If the feeling is too severe, remove the cream and apply a cold compress. Substitute a zinc oxide diaper rash cream for a few days until your bottom can handle the strength of Pruritus Ani Cream.

For best results follow our detailed 'No More Pruritus Ani' Treatment Process www.NoMoreProducts.com/instructions

SCAN HERE

All copy must be below the eye-mark

RES

NO MORE PRODUCTS			
glycerin, kaolin, calamine, menthol cream			
Product Information			
Product Type	HUMAN OTC DRUG	Item Code (Source)	NDC:67676-008
Route of Administration	TOPICAL		
Active Ingredient/Active Moiety			
Ingredient Name		Basis of Strength	Strength
GLYCERIN (UNII: PDC6A3C0OX) (GLYCERIN - UNII:PDC6A3C0OX)		GLYCERIN	25 g in 100 g
KAOLIN (UNII: 24H4NWX5CO) (KAOLIN - UNII:24H4NWX5CO)		KAOLIN	12.5 g in 100 g
ZINC OXIDE (UNII: SOI2LOH54Z) (ZINC CATION - UNII:13S1S8SF37)		ZINC CATION	12.5 g in 100 g
MENTHOL (UNII: L7T10EIP3A) (MENTHOL - UNII:L7T10EIP3A)		MENTHOL	1 g in 100 g

Inactive Ingredients

Ingredient Name	Strength
CARBOMER INTERPOLYMER TYPE A (ALLYL SUCROSE CROSSLINKED) (UNII: 59TL3WG5CO)	
CETOSTEARYL ALCOHOL (UNII: 2DMT128M1S)	
WATER (UNII: 059QF0KO0R)	
DIMETHICONE/VINYL DIMETHICONE CROSSPOLYMER (SOFT PARTICLE) (UNII: 9E4CO0W6C5)	
ISOPROPYL PALMITATE (UNII: 8CRQ2TH63M)	
MAGNESIUM ALUMINUM SILICATE (UNII: 6M3P64V0NC)	
PHENOXYETHANOL (UNII: HIE492ZZ3T)	
POLYSORBATE 20 (UNII: 7T1F30V5YH)	
PROPYLENE GLYCOL (UNII: 6DC9Q167V3)	
ALCOHOL (UNII: 3K9958V90M)	
SILICON DIOXIDE (UNII: ETJ7Z6XBU4)	
STEARYL ALCOHOL (UNII: 2KR89I4H1Y)	

Packaging

#	Item Code	Package Description	Marketing Start Date	Marketing End Date
1	NDC:67676-008-01	1 in 1 BOX	03/01/2023	
1		21 g in 1 TUBE; Type 0: Not a Combination Product		

Marketing Information

Marketing Category	Application Number or Monograph Citation	Marketing Start Date	Marketing End Date
OTC Monograph Drug	M015	03/01/2023	

Labeler - Sarati International, Inc (160219770)

Registrant - Sarati International, Inc (160219770)

Establishment

Name	Address	ID/FEI	Business Operations
Sarati International, Inc		160219770	manufacture(67676-008) , pack(67676-008)

Revised: 1/2024

Sarati International, Inc