

# **SODIUM PHENYLACETATE AND SODIUM BENZOATE - sodium phenylacetate and sodium benzoate injection, solution, concentrate**

**Zydus Pharmaceuticals USA Inc.**

-----

## **HIGHLIGHTS OF PRESCRIBING INFORMATION**

**These highlights do not include all the information needed to use SODIUM PHENYLACETATE AND SODIUM BENZOATE INJECTION safely and effectively. See full prescribing information for SODIUM PHENYLACETATE AND SODIUM BENZOATE INJECTION.**

**SODIUM PHENYLACETATE AND SODIUM BENZOATE injection, for intravenous use**  
**Initial U.S. Approval: 1987**

## **INDICATIONS AND USAGE**

Sodium Phenylacetate and Sodium Benzoate Injection is a nitrogen binding agent indicated as adjunctive therapy for the treatment of acute hyperammonemia and associated encephalopathy in paediatric and adult patients with deficiencies in enzymes of the urea cycle. (1)

## **DOSAGE AND ADMINISTRATION**

- Sodium Phenylacetate and Sodium Benzoate Injection must be diluted with sterile 10% Dextrose Injection (D10W) before administration. Administration must be through a central venous catheter. Administration through a peripheral line may cause burns. (2)
- Sodium Phenylacetate and Sodium Benzoate Injection is administered intravenously as a loading dose infusion administered over 90 to 120 minutes, followed by an equivalent maintenance dose infusion administered over 24 hours. (2)
- See Full Prescribing Information for complete dosing recommendations.

## **DOSAGE FORMS AND STRENGTHS**

Injection: 10% per 10% sterile, concentrated, aqueous solution of sodium phenylacetate and sodium benzoate. (3)

## **CONTRAINDICATIONS**

None (4)

## **WARNINGS AND PRECAUTIONS**

- Decreased Potassium Levels: Plasma potassium levels should be carefully monitored and appropriate treatment given when necessary. (5.1)
- Conditions Associated with Fluid Overload: Sodium Phenylacetate and Sodium Benzoate Injection contains 30.5 mg of sodium per mL of undiluted product. Caution should be used if Sodium Phenylacetate and Sodium Benzoate Injection is administered to patients with congestive heart failure, severe renal insufficiency, or with conditions in which there is sodium retention with edema. (5.2)
- Extravasation: Extravasation of Sodium Phenylacetate and Sodium Benzoate Injection into the perivenous tissues during high flow bolus infusion may lead to skin necrosis, especially in infants. The infusion site must be monitored closely for possible tissue infiltration during drug administration. (5.3)
- Neurotoxicity of Phenylacetate: Because of prolonged plasma levels achieved by phenylacetate in pharmacokinetic studies, repeat loading doses should not be administered. Additionally, neurotoxicity related to phenylacetate has been reported in cancer patients. Monitor patients for symptoms of acute neurotoxicity. (5.4)
- Hyperventilation and Metabolic Acidosis: Sodium Phenylacetate and Sodium Benzoate Injection may cause side effects typically associated with salicylate overdose, such as hyperventilation and metabolic acidosis. Monitor patient blood chemistry profiles and perform frequent blood pH and pCO<sub>2</sub> measurements. (5.5)

## **ADVERSE REACTIONS**

The most frequently reported adverse reactions (incidence  $\geq$  6%) are vomiting, hyperglycemia, hypokalemia, convulsions, and mental impairment. (6)

**To report SUSPECTED ADVERSE REACTIONS, contact Zydus Pharmaceuticals USA Inc. Pennington, NJ 08534 at 1-877-993-8779 or FDA at 1-800-FDA-1088 or [www.fda.gov/medwatch](http://www.fda.gov/medwatch).**

## **DRUG INTERACTIONS**

- Some antibiotics such as penicillin may affect the overall disposition of the infused drug. (7)
- Probenecid may affect renal excretion of phenylacetylglutamine and hippurate. (7)
- Valproic acid given to patients with urea cycle disorders may exacerbate their condition and antagonize the efficacy of Sodium Phenylacetate and Sodium Benzoate Injection through inhibition of the synthesis of N-acetylglutamate, a co-factor for carbamyl phosphate synthetase. (7)

- Use of corticosteroids may cause the breakdown of body protein and potentially increase plasma ammonia levels in patients with impaired ability to form urea. (7)

See 17 for PATIENT COUNSELING INFORMATION.

Revised: 7/2023

---

## **FULL PRESCRIBING INFORMATION: CONTENTS\***

### **1 INDICATIONS AND USAGE**

### **2 DOSAGE AND ADMINISTRATION**

2.1 Recommended Dosage

2.2 Administration

### **3 DOSAGE FORMS AND STRENGTHS**

### **4 CONTRAINDICATIONS**

### **5 WARNINGS AND PRECAUTIONS**

5.1 Decreased Potassium Levels

5.2 Conditions Associated with Fluid Overload

5.3 Extravasation

5.4 Neurotoxicity of Phenylacetate

5.5 Hyperventilation and Metabolic Acidosis

### **6 ADVERSE REACTIONS**

6.1 Clinical Trials Experience

### **7 DRUG INTERACTIONS**

### **8 USE IN SPECIFIC POPULATIONS**

8.1 Pregnancy

8.2 Lactation

8.4 Pediatric Use

8.5 Geriatric Use

8.6 Gender

8.7 Hepatic Insufficiency

8.8 Renal Impairment

### **10 OVERDOSAGE**

### **11 DESCRIPTION**

### **12 CLINICAL PHARMACOLOGY**

12.1 Mechanism of Action

12.2 Pharmacodynamics

12.3 Pharmacokinetics

### **13 NONCLINICAL TOXICOLOGY**

13.1 Carcinogenesis, Mutagenesis, Impairment of Fertility

13.2 Animal Toxicology and/or Pharmacology

### **14 CLINICAL STUDIES**

### **16 HOW SUPPLIED/STORAGE AND HANDLING**

### **17 PATIENT COUNSELING INFORMATION**

\* Sections or subsections omitted from the full prescribing information are not listed.

---

## **FULL PRESCRIBING INFORMATION**

## 1 INDICATIONS AND USAGE

Sodium Phenylacetate and Sodium Benzoate Injection is indicated as adjunctive therapy in pediatric and adult patients for the treatment of acute hyperammonemia and associated encephalopathy in patients with deficiencies in enzymes of the urea cycle. During acute hyperammonemic episodes, arginine supplementation, caloric supplementation, dietary protein restriction, hemodialysis, and other ammonia lowering therapies should be considered [see *Warnings and Precautions* (5)].

## 2 DOSAGE AND ADMINISTRATION

### 2.1 Recommended Dosage

Sodium Phenylacetate and Sodium Benzoate Injection must be diluted with sterile 10% Dextrose Injection (D10W) before administration. The dilution and dosage of Sodium Phenylacetate and Sodium Benzoate Injection are determined by weight for neonates, infants and young children, and by body surface area for larger patients, including older children, adolescents, and adults (Table 1).

**Table 1: Dosage and Administration**

| Patient Population            |  | Components of Infusion Solution                    |                             | Dosage Provided      |                 |              |
|-------------------------------|--|--|-----------------------------|----------------------|-----------------|--------------|
|                               |  | Sodium Phenylacetate and Sodium Benzoate Injection | Arginine HCl Injection, 10% | Sodium Phenylacetate | Sodium Benzoate | Arginine HCl |
| <b>CPS and OTC Deficiency</b> |  |  |                             |                      |                 |              |
| Patients 0 to 20 kg:          | Dose Loading: over 90 to 120 minutes<br>Maintenance: over 24 hours | 2.5 mL/kg  | 2 mL/kg                     | 250 mg/kg            | 250 mg/kg       | 200 mg/kg    |
|                               | <b>ASS and ASL Deficiency</b>                                      |  |                             |                      |                 |              |
|                               | Dose Loading: over 90 to 120 minutes<br>Maintenance: over 24 hours | 2.5 mL/kg  | 6 mL/kg                     | 250 mg/kg            | 250 mg/kg       | 600 mg/kg    |

|                               |  |                      |         |                      |                      |              |
|-------------------------------|--|----------------------|---------|----------------------|----------------------|--------------|
|                               | hours  |                      |         |                      |                      |              |
| <b>CPS and OTC Deficiency</b> |  |                      |         |                      |                      |              |
| <b>Patient &gt; 20kg:</b>     | <b>Dose</b><br>Loading:<br>over 90 to<br>120 minutes<br>Maintenance:<br>over 24<br>hours | 55 mL/m <sup>2</sup> | 2 mL/kg | 5.5g/m <sup>2</sup>  | 5.5 g/m <sup>2</sup> | 200<br>mg/kg |
|                               | <b>ASS and ASL Deficiency</b>  |                      |         |                      |                      |              |
|                               | <b>Dose</b><br>Loading:<br>over 90 to<br>120 minutes<br>Maintenance:<br>over 24<br>hours | 55 mL/m <sup>2</sup> | 6 mL/kg | 5.5 g/m <sup>2</sup> | 5.5 g/m <sup>2</sup> | 600<br>mg/kg |

Abbreviations: CPS - carbamyl phosphate synthetase; OTC - ornithine transcarbamylase; ASS - argininosuccinate synthetase; ASL - argininosuccinate lyase

## 2.2 Administration

Sodium Phenylacetate and Sodium Benzoate Injection is a concentrated solution and must be diluted before intravenous administration via a central venous catheter. Administration through a peripheral intravenous catheter may cause burns. Sodium Phenylacetate and Sodium Benzoate Injection may not be administered by any other route.

Sodium Phenylacetate and Sodium Benzoate Injection should be administered as a loading dose infusion over 90 to 120 minutes, followed by the same dose repeated as a maintenance infusion administered over 24 hours. Because of prolonged plasma levels achieved by phenylacetate in pharmacokinetic studies, repeat loading doses of Sodium Phenylacetate and Sodium Benzoate Injection should not be administered. Maintenance infusions may be continued until elevated plasma ammonia levels have been normalized or the patient can tolerate oral nutrition and medications. An antiemetic may be administered during Sodium Phenylacetate and Sodium Benzoate Injection infusion to aid control of infusion-associated nausea and vomiting. Administration of analogous oral drugs, such as sodium phenylbutyrate, should be terminated prior to Sodium Phenylacetate and Sodium Benzoate Injection infusion.

Sodium Phenylacetate and Sodium Benzoate Injection infusion should be started as soon as the diagnosis of hyperammonemia is made. Treatment of hyperammonemia also requires caloric supplementation and restriction of dietary protein. Non-protein calories should be supplied principally as glucose (8–10 mg/kg/min) with an intravenous fat emulsion added. Attempts should be made to maintain a caloric intake of greater than 80 kcal/kg/day. During and after infusion of Sodium Phenylacetate and Sodium Benzoate Injection, ongoing monitoring of the following clinical laboratory values is crucial: plasma ammonia, glutamine, quantitative plasma amino acids, blood glucose, electrolytes, venous or arterial blood gases, AST and ALT. On-going monitoring of the following clinical responses is also crucial to assess patient response to treatment: neurological status, Glasgow Coma Scale, tachypnea, CT or MRI scan or fundoscopic evidence of cerebral edema, and/or of gray matter and white matter damage. Hemodialysis should be considered in patients with severe hyperammonemia or who are not responsive to

Sodium Phenylacetate and Sodium Benzoate Injection administration [see *Warnings and Precautions (5.1)*]. In the non-neonatal study patient population treated with Sodium Phenylacetate and Sodium Benzoate Injection, dialysis was required in 13% of hyperammonemic episodes. Standard hemodialysis was the most frequently used dialysis method. High levels of ammonia can be reduced quickly when Sodium Phenylacetate and Sodium Benzoate Injection is used with hemodialysis, as the ammonia-scavenging of Sodium Phenylacetate and Sodium Benzoate Injection suppresses the production of ammonia from catabolism of endogenous protein and hemodialysis eliminates the ammonia and ammonia conjugates.

Sodium Phenylacetate and Sodium Benzoate Injection solutions are physically and chemically stable for up to 24 hours at room temperature and room lighting conditions. No compatibility information is presently available for Sodium Phenylacetate and Sodium Benzoate Injection infusion solutions except for Arginine HCl Injection, 10%, which may be mixed in the same container as Sodium Phenylacetate and Sodium Benzoate Injection. Other infusion solutions and drug products should not be administered together with Sodium Phenylacetate and Sodium Benzoate Injection infusion solution. Sodium Phenylacetate and Sodium Benzoate Injection solutions may be prepared in glass and PVC containers.

### **Arginine Administration**

Intravenous arginine is an essential component of therapy for patients with carbamyl phosphate synthetase (CPS), ornithine transcarbamylase (OTC), argininosuccinate synthetase (ASS), or argininosuccinate lyase (ASL) deficiency. Because hyperchloremic acidosis may develop after high-dose arginine hydrochloride administration, chloride and bicarbonate levels should be monitored and appropriate amounts of bicarbonate administered.

In hyperammonemic infants with suspected, but unconfirmed urea cycle disorders, intravenous arginine should be given (6 mL/kg of Arginine HCl Injection 10%, over 90 minutes followed by the same dose given as a maintenance infusion over 24 hours). If deficiencies of ASS or ASL are excluded as diagnostic possibilities, the intravenous dose of arginine HCl should be reduced to 2 mL/kg/day Arginine HCl Injection 10%.

### **Converting To Oral Treatment**

Once elevated ammonia levels have been reduced to the normal range, oral therapy, such as sodium phenylbutyrate, dietary management and maintenance protein restrictions should be started or reinitiated.

## **3 DOSAGE FORMS AND STRENGTHS**

Sodium Phenylacetate and Sodium Benzoate Injection 10% per 10% is a sterile, clear and almost colorless concentrated, aqueous solution of sodium phenylacetate and sodium benzoate.

## **4 CONTRAINDICATIONS**

None.

## **5 WARNINGS AND PRECAUTIONS**

## 5.1 Decreased Potassium Levels

Because urine potassium loss is enhanced by the excretion of the non-reabsorbable anions, phenylacetylglutamine and hippurate, plasma potassium levels should be carefully monitored and appropriate treatment given when necessary.

## 5.2 Conditions Associated with Fluid Overload

Sodium Phenylacetate and Sodium Benzoate Injection contains 30.5 mg of sodium per mL of undiluted product. Thus, Sodium Phenylacetate and Sodium Benzoate Injection should be used with great care, if at all, in patients with congestive heart failure or severe renal insufficiency, and in clinical states in which there is sodium retention with edema. Discontinue administration of Sodium Phenylacetate and Sodium Benzoate Injection, evaluate the patient, and institute appropriate therapeutic countermeasures if an adverse event occurs.

## 5.3 Extravasation

Administration must be through a central venous catheter. Administration through a peripheral line may cause burns. Bolus infusion flow rates are relatively high, especially for infants [see *Dosage and Administration (2)*]. Extravasation of Sodium Phenylacetate and Sodium Benzoate Injection into the perivenous tissues may lead to skin necrosis. If extravasation is suspected, discontinue the infusion and resume at a different infusion site, if necessary. The infusion site must be monitored closely for possible infiltration during drug administration. Do not administer undiluted product.

## 5.4 Neurotoxicity of Phenylacetate

Because of prolonged plasma levels achieved by phenylacetate in pharmacokinetic studies, repeat loading doses of Sodium Phenylacetate and Sodium Benzoate Injection should not be administered. Additionally, neurotoxicity was reported in cancer patients receiving intravenous phenylacetate, 250–300 mg/kg/day for 14 days, repeated at 4-week intervals. Manifestations were predominantly somnolence, fatigue, and lightheadedness, with less frequent headaches, dysgeusia, hypoacusis, disorientation, impaired memory, and exacerbation of a pre-existing neuropathy. The acute onset of symptoms upon initiation of treatment and reversibility of symptoms when the phenylacetate was discontinued suggest a drug effect [See *Animal Toxicology and/or Pharmacology (13.2)*].

## 5.5 Hyperventilation and Metabolic Acidosis

Due to structural similarities between phenylacetate and benzoate to salicylate, Sodium Phenylacetate and Sodium Benzoate Injection may cause side effects typically associated with salicylate overdose, such as hyperventilation and metabolic acidosis. Monitoring of blood chemistry profiles, blood pH and pCO<sub>2</sub> should be performed.

# 6 ADVERSE REACTIONS

## 6.1 Clinical Trials Experience

Because clinical trials are conducted under widely varying conditions, adverse reaction rates observed in the clinical trials of a drug cannot be directly compared to rates in the clinical trials of another drug and may not reflect the rates observed in practice.

The safety data were obtained from 316 patients who received Sodium Phenylacetate and Sodium Benzoate Injection as emergency (rescue) or prospective treatment for hyperammonemia as part of an uncontrolled, open-label study. The study population included patients between the ages of 0 to 53 years with a mean (SD) of 6.2 (8.54) years; 51% were male and 49% were female who had the following diagnoses: OTC (46%), ASS (22%), CPS (12%), ASL (2%), ARG (<1%), THN (<1%), and other (18%).

Adverse reactions were reported with similar frequency in patients with OTC, ASS, CPS, and diagnoses categorized as "other." Nervous system disorders were more frequent in patients with OTC and CPS, compared with patients with ASS and patients with "other" diagnoses. Convulsions and mental impairment were reported in patients with OTC and CPS. These observations are consistent with literature reports that patients with enzyme deficiencies occurring earlier in the urea cycle (i.e., OTC and CPS) tend to be more severely affected.

Adverse reactions profiles differed by age group. Patients  $\leq 30$  days of age had more blood and lymphatic system disorders and vascular disorders (specifically hypotension), while patients  $> 30$  days of age had more gastrointestinal disorders (specifically nausea, vomiting and diarrhea).

Less common adverse reactions (<3% of patients) that are characterized as severe are listed below by body system.

**BLOOD AND LYMPHATIC SYSTEM DISORDERS:** coagulopathy, pancytopenia, thrombocytopenia.

**CARDIAC DISORDERS:** atrial rupture, bradycardia, cardiac or cardiopulmonary arrest/failure, cardiogenic shock, cardiomyopathy, pericardial effusion.

**EYE DISORDERS:** blindness.

**GASTROINTESTINAL DISORDERS:** abdominal distension, gastrointestinal hemorrhage.

**GENERAL DISORDERS AND ADMINISTRATION-SITE CONDITIONS:** asthenia, brain death, chest pain, multiorgan failure, edema.

**HEPATOBIILIARY DISORDERS:** cholestasis, hepatic artery stenosis, hepatic failure/hepatotoxicity, jaundice.

**INFECTIONS AND INFESTATIONS:** sepsis/septic shock.

**INJURY, POISONING AND PROCEDURAL COMPLICATIONS:** brain herniation, subdural hematoma, overdose.

**INVESTIGATIONS:** blood carbon dioxide changes, blood glucose changes, blood pH increased, cardiac output decreased, pCO<sub>2</sub> changes, respiratory rate increased.

**METABOLISM AND NUTRITION DISORDERS:** alkalosis, dehydration, fluid overload/retention, hypoglycemia, hyperkalemia, hypernatremia, alkalosis, tetany.

**NEOPLASMS BENIGN, MALIGNANT AND UNSPECIFIED:** hemangioma acquired.

**NERVOUS SYSTEM DISORDERS:** areflexia, ataxia, brain infarction, brain hemorrhage, cerebral atrophy, clonus, depressed level of consciousness, encephalopathy, nerve paralysis, intracranial pressure increased, subdural hematoma, tremor.

**PSYCHIATRIC DISORDERS:** acute psychosis, aggression, confusional state, hallucinations.

**RENAL AND URINARY DISORDERS:** anuria, renal failure, urinary retention.

RESPIRATORY, THORACIC AND MEDIASTINAL DISORDERS: acute respiratory distress syndrome, dyspnea, hypercapnia, hyperventilation, Kussmaul respiration, pneumonia aspiration, pneumothorax, pulmonary hemorrhage, pulmonary edema, respiratory acidosis or alkalosis, respiratory arrest/failure.

SKIN AND SUBCUTANEOUS TISSUE DISORDERS: alopecia, blister, pruritus generalized, rash, urticarial.

VASCULAR DISORDERS: flushing, hemorrhage, hypertension, phlebothrombosis/thrombosis.

**Table 2 : Adverse Reactions Occurring in  $\geq$ 3% of Patients Treated with Sodium Phenylacetate and Sodium Benzoate Injection**

|  | <b>Patients N=316</b> |
|--|-----------------------|
| Number of patients with any adverse event            | 163 (52%)             |
| Blood and lymphatic system disorders                 | 35 (11%)              |
| Anemia   | 12 (4%)               |
| Disseminated intravascular coagulation               | 11 (3%)               |
| Cardiac disorders                                    | 28 (9%)               |
| Gastrointestinal disorders                           | 42 (13%)              |
| Diarrhea   | 10 (3%)               |
| Nausea   | 9 (3%)                |
| Vomiting   | 29 (9%)               |
| General disorders and administration-site conditions | 45 (14%)              |
| Injection-site reaction                              | 11 (3%)               |
| Pyrexia  | 17 (5%)               |
| Infections   | 39 (12%)              |
| Urinary tract infection                              | 9 (3%)                |
| Injury, poisoning and procedural complications       | 12 (4%)               |
| Investigations                                       | 32 (10%)              |
| Metabolism and nutrition disorders                   | 67 (21%)              |
| Acidosis   | 8 (3%)                |
| Hyperammonemia                                       | 17 (5%)               |
| Hyperglycemia  | 22 (7%)               |
| Hypocalcemia   | 8 (3%)                |
| Hypokalemia  | 23 (7%)               |
| Metabolic acidosis                                   | 13 (4%)               |
| Nervous system disorders                             | 71 (22%)              |
| Brain edema  | 17 (5%)               |
| Coma   | 10 (3%)               |
| Convulsions  | 19 (6%)               |
| Mental impairment                                    | 18 (6%)               |
| Psychiatric disorders                                | 16 (5%)               |
| Agitation  | 8 (3%)                |
| Renal and urinary disorders                          | 14 (4%)               |
| Respiratory, thoracic and mediastinal disorders      | 47 (15%)              |
| Respiratory distress                                 | 9 (3%)                |
| Skin and subcutaneous tissue disorders               | 19 (6%)               |



|                    |         |
|--------------------|---------|
| Vascular disorders | 19 (6%) |
| Hypotension        | 14 (4%) |

## 7 DRUG INTERACTIONS

Formal drug interaction studies have not been performed with Sodium Phenylacetate and Sodium Benzoate Injection.

Some antibiotics such as penicillin may compete with phenylacetylglutamine and hippurate for active secretion by renal tubules, which may affect the overall disposition of the infused drug.

Probenecid is known to inhibit the renal transport of many organic compounds, including aminohippuric acid, and may affect renal excretion of phenylacetylglutamine and hippurate.

There have been reports that valproic acid can induce hyperammonemia through inhibition of the synthesis of *N*-acetylglutamate, a co-factor for carbamyl phosphate synthetase. Therefore, administration of valproic acid to patients with urea cycle disorders may exacerbate their condition and antagonize the efficacy of Sodium Phenylacetate and Sodium Benzoate Injection.

Use of corticosteroids may cause a protein catabolic state and, thereby, potentially increase plasma ammonia levels in patients with impaired ability to form urea.

## 8 USE IN SPECIFIC POPULATIONS

### 8.1 Pregnancy

#### Risk Summary

Available data on the combination use of Sodium Phenylacetate and Sodium Benzoate in pregnant women are insufficient to identify a drug-associated risk of major birth defects, miscarriage or adverse maternal or fetal outcomes. Animal reproduction studies have not been conducted with Sodium Phenylacetate and Sodium Benzoate Injection.

The estimated background risk of major birth defects and miscarriage for the indicated population is unknown. All pregnancies have a background risk of birth defect, loss or other adverse outcomes. In the U.S. general population, the estimated background risk of major birth defects and miscarriage in clinically recognized pregnancies is 2 to 4% and 15 to 20%, respectively.

### 8.2 Lactation

#### Risk Summary

There are no data on the presence of sodium phenylacetate, sodium benzoate in either human or animal milk, the effects on the breastfed infant, or the effects on milk production. The developmental and health benefits of breastfeeding should be considered along with the mother's clinical need for Sodium Phenylacetate and Sodium Benzoate Injection and any potential adverse effects on the breastfed infant from Sodium Phenylacetate and Sodium Benzoate Injection or from the underlying maternal condition.

### 8.4 Pediatric Use

Sodium Phenylacetate and Sodium Benzoate Injection has been used as a treatment for acute hyperammonemia in pediatric patients including patients in the early neonatal period [see *Dosage and Administration* (2)].

### **8.5 Geriatric Use**

Clinical studies of Sodium Phenylacetate and Sodium Benzoate Injection did not include any patients aged 65 and over to determine whether they respond differently from younger patients. Urea cycle disorders are presently diseases of the pediatric and younger adult populations. No pharmacokinetic studies of Sodium Phenylacetate and Sodium Benzoate Injection have been performed in geriatric patients. In general, dose selection for an elderly patient should be cautious, usually starting at the low end of the dosing range, reflecting the greater frequency of decreased hepatic, renal, or cardiac function, and concomitant disease or other drug therapy in this patient population.

### **8.6 Gender**

Pharmacokinetic parameters of Sodium Phenylacetate and Sodium Benzoate Injection were compared in healthy males and females. Bioavailability of both benzoate and phenylacetate was slightly higher in females than in males. However, conclusions cannot be drawn due to the limited number of subjects in this study.

### **8.7 Hepatic Insufficiency**

Limited information is available on the metabolism and excretion of sodium phenylacetate and sodium benzoate in patients with impaired hepatic function. However, metabolic conjugation of sodium phenylacetate and sodium benzoate is known to take place in the liver and kidney. Therefore, caution should be used in administering Sodium Phenylacetate and Sodium Benzoate Injection to patients with hepatic insufficiency.

### **8.8 Renal Impairment**

The drug metabolites of Sodium Phenylacetate and Sodium Benzoate Injection (phenylacetylglutamine and hippurate) and subsequently ammonia are primarily excreted by the kidney. Therefore, use caution and closely monitor patients with impaired renal function who receive Sodium Phenylacetate and Sodium Benzoate Injection.

## **10 OVERDOSAGE**

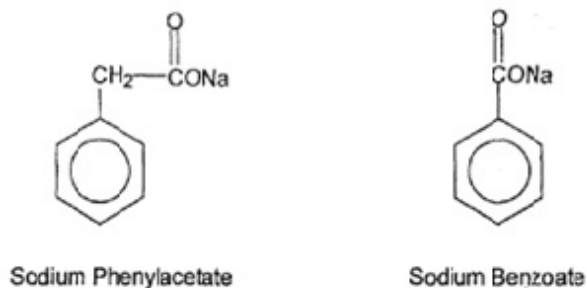
Overdosage has been reported during Sodium Phenylacetate and Sodium Benzoate Injection treatment in urea cycle-deficient patients. All patients in the uncontrolled open-label study were to be treated with the same dose of Sodium Phenylacetate and Sodium Benzoate Injection. However, some patients received more than the dose level specified in the protocol. In 16 of the 64 deaths, the patient received a known overdose of Sodium Phenylacetate and Sodium Benzoate Injection. Causes of death in these patients included cardiorespiratory failure/arrest (6 patients), hyperammonemia (3 patients), increased intracranial pressure (2 patients), pneumonitis with septic shock and coagulopathy (1 patient), error in dialysis procedure (1 patient), respiratory failure (1 patient), intractable hypotension and probable sepsis (1 patient), and unknown (1 patient). Additionally, other signs of intoxication may include obtundation (in the absence of hyperammonemia), hyperventilation, a severe compensated metabolic acidosis, perhaps with a respiratory component, large anion gap, hypernatremia and hyperosmolarity, progressive encephalopathy, cardiovascular collapse, and death.

In case of overdose of Sodium Phenylacetate and Sodium Benzoate Injection, discontinue the drug and institute appropriate emergency medical monitoring and procedures. In severe cases, the latter may include hemodialysis (procedure of choice) or peritoneal dialysis (when hemodialysis is unavailable).

## 11 DESCRIPTION

Sodium Phenylacetate and Sodium Benzoate Injection 10% per 10% (a nitrogen binding agent), is a sterile, concentrated, aqueous solution of sodium phenylacetate and sodium benzoate. The pH of the solution is between 7.0 and 8.0. Sodium phenylacetate is a white to off-white powder. It is soluble in water. Sodium benzoate is a white to off-white powder that is readily soluble in water.

**Figure 1**



Sodium phenylacetate has a molecular weight of 158.14 and the molecular formula  $C_8H_7NaO_2$ . Sodium benzoate has a molecular weight of 144.10 and the molecular formula  $C_7H_5NaO_2$ .

Each mL of Sodium Phenylacetate and Sodium Benzoate Injection contains 100 mg of sodium phenylacetate and 100 mg of sodium benzoate, and Water for Injection. Sodium hydroxide and/or hydrochloric acid may have been used for pH adjustment.

Sodium Phenylacetate and Sodium Benzoate Injection is a sterile, concentrated solution intended for intravenous administration via a central venous catheter only after dilution [see *Dosage and Administration* (2)].

## 12 CLINICAL PHARMACOLOGY

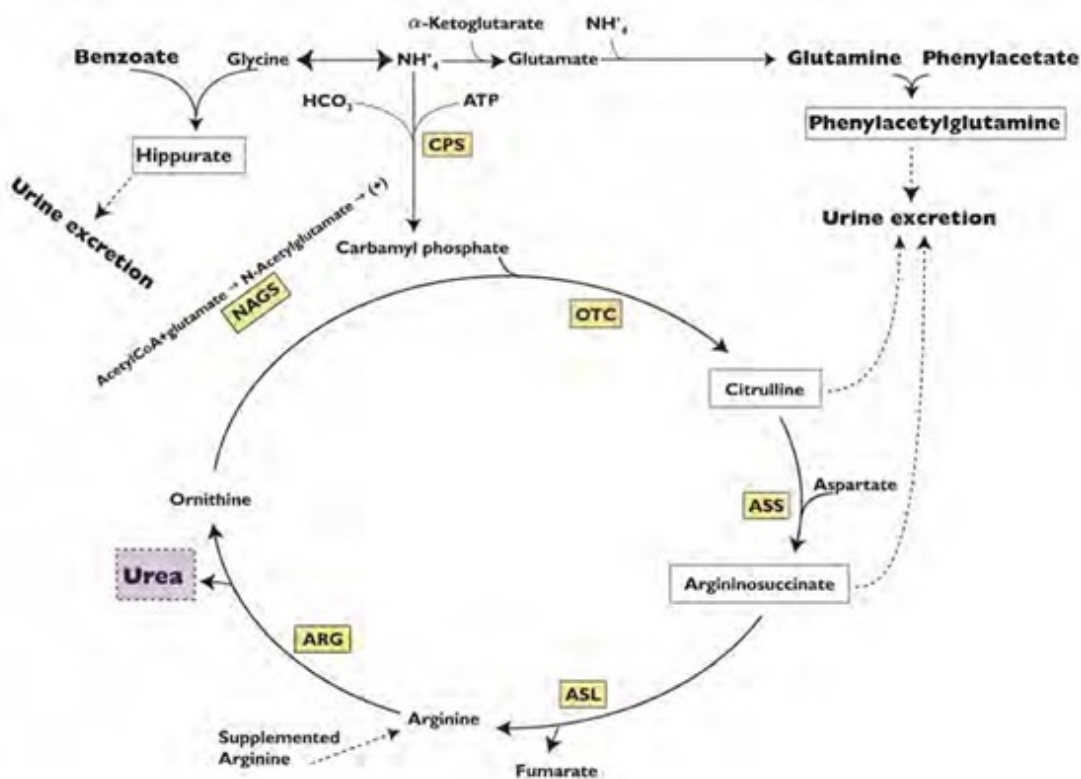
### 12.1 Mechanism of Action

Urea cycle disorders can result from decreased activity of any of the following enzymes: *N*-acetylglutamate synthetase (NAGS), carbamyl phosphate synthetase (CPS), argininosuccinate synthetase (ASS), ornithine transcarbamylase (OTC), argininosuccinate lyase (ASL), or arginase (ARG).

Sodium phenylacetate and sodium benzoate are metabolically active compounds that can serve as alternatives to urea for the excretion of waste nitrogen. Figure 2 is a schematic illustrating how the components of Sodium Phenylacetate and Sodium Benzoate Injection, phenylacetate and benzoate, provide an alternative pathway for nitrogen disposal in patients without a fully functioning urea cycle. Phenylacetate conjugates with glutamine in the liver and kidneys to form phenylacetylglutamine, via

acetylation. Phenylacetylglutamine is excreted by the kidneys via glomerular filtration and tubular secretion. The nitrogen content of phenylacetylglutamine per mole is identical to that of urea (both contain two moles of nitrogen). Two moles of nitrogen are removed per mole of phenylacetate when it is conjugated with glutamine. Similarly, preceded by acylation, benzoate conjugates with glycine to form hippuric acid, which is rapidly excreted by the kidneys by glomerular filtration and tubular secretion. One mole of hippuric acid contains one mole of waste nitrogen. Thus, one mole of nitrogen is removed per mole of benzoate when it is conjugated with glycine.

**Figure 2**



- CPS = carbamyl phosphate synthetase;
- OTC = ornithine transcarbamylase;
- ASS = argininosuccinate synthetase;
- ASL = argininosuccinate lyase;
- ARG = arginase;
- NAGS = N-acetylglutamate synthetase

## 12.2 Pharmacodynamics

In patients with hyperammonemia due to deficiencies in enzymes of the urea cycle, Sodium Phenylacetate and Sodium Benzoate Injection has been shown to decrease elevated plasma ammonia levels. These effects are considered to be the result of reduction in nitrogen overload through glutamine and glycine scavenging by Sodium Phenylacetate and Sodium Benzoate Injection in combination with appropriate dietary and other supportive measures.

## 12.3 Pharmacokinetics

The pharmacokinetics of intravenously administered Sodium Phenylacetate and Sodium Benzoate Injection was characterized in healthy adult volunteers. Both benzoate and phenylacetate exhibited nonlinear kinetics. Following 90 minute intravenous infusion mean  $AUC_{last}$  for benzoate was 20.3, 114.9, 564.6, 562.8, and 1599.1 mcg/mL following doses of 1, 2, 3.75, 4, and 5.5 g/m<sup>2</sup>, respectively. The total clearance decreased from 5.19 to 3.62 L/h/m<sup>2</sup> at the 3.75 and 5.5 g/m<sup>2</sup> doses, respectively.

Similarly, phenylacetate exhibited nonlinear kinetics following the priming dose regimens.  $AUC_{last}$  was 175.6, 713.8, 2040.6, 2181.6, and 3829.2 mcg·h/mL following doses of 1, 2, 3.75, 4, and 5.5 g/m<sup>2</sup>, respectively. The total clearance decreased from 1.82 to 0.89 mcg·h/mL with increasing dose (3.75 and 4 g/m<sup>2</sup>, respectively).

During the sequence of 90 minute priming infusion followed by a 24 hour maintenance infusion, phenylacetate was detected in the plasma at the end of infusion ( $T_{max}$  of 2 hr at 3.75 g/m<sup>2</sup>) whereas, benzoate concentrations declined rapidly ( $T_{max}$  of 1.5 hr at 3.75 g/m<sup>2</sup>) and were undetectable at 14 and 26 hours following the 3.75 and 4 g/m<sup>2</sup> dose, respectively.

A difference in the metabolic rates for phenylacetate and benzoate was noted. The formation of hippurate from benzoate occurred more rapidly than that of phenylacetylglutamine from phenylacetate, and the rate of elimination for hippurate appeared to be more rapid than that for phenylacetylglutamine.

Pharmacokinetic observations have also been reported from twelve episodes of hyperammonemic encephalopathy in seven children diagnosed (age 3 to 26 months) with urea cycle disorders who had been administered Sodium Phenylacetate and Sodium Benzoate Injection intravenously. These data showed peak plasma levels of phenylacetate and benzoate at approximately the same times as were observed in healthy adults. As in healthy adults, the plasma levels of phenylacetate were higher than benzoate and were present for a longer time.

The pharmacokinetics of intravenous phenylacetate have been reported following administration to adult patients with advanced solid tumors. The decline in serum phenylacetate concentrations following a loading infusion of 150 mg/kg was consistent with saturable enzyme kinetics. Ninety-nine percent of administered phenylacetate was excreted as phenylacetylglutamine.

## 13 NONCLINICAL TOXICOLOGY

### 13.1 Carcinogenesis, Mutagenesis, Impairment of Fertility

Long-term studies in animals have not been performed to evaluate the carcinogenic potential of Sodium Phenylacetate and Sodium Benzoate Injection. Studies to evaluate the possible impairment of fertility or mutagenic potential of Sodium Phenylacetate and Sodium Benzoate Injection have not been performed. Results indicate that sodium benzoate is not mutagenic or carcinogenic and does not impair fertility.

### 13.2 Animal Toxicology and/or Pharmacology

In animal studies, subcutaneous administration to rat pups of 190–474 mg/kg of phenylacetate caused decreased proliferation and increased loss of neurons, and reduced central nervous system (CNS) myelin. Cerebral synapse maturation was

retarded, and the number of functioning nerve terminals in the cerebrum was reduced, which resulted in impaired brain growth. Pregnant rats were given phenylacetate at 3.5  $\mu\text{mol/g/day}$  subcutaneously from gestation day 7 through normal delivery. Prenatal exposure of rat pups to phenylacetate produced lesions in layer 5 cortical pyramidal cells; dendritic spines were longer and thinner than normal and reduced in number.

## 14 CLINICAL STUDIES

The efficacy of Sodium Phenylacetate and Sodium Benzoate Injection in improving patient survival of acute hyperammonemic episodes was demonstrated in an analysis of 316 patients (1045 episodes of hospitalization) treated between 1981 and 2003.

The demographic characteristics and diagnoses of the patient population are shown in Table 3.

**Table 3: Baseline Characteristics and Diagnoses of Study Population**

|                   |                 | <b>Patients* N=316</b> |
|-------------------|-----------------|------------------------|
| Gender            | Male            | 158 (51%)              |
|                   | Female          | 150 (49%)              |
| Age (years)       | N               | 310                    |
|                   | Mean (SD)       | 6.2 (8.54)             |
|                   | Min-Max         | 0.0-53.0               |
| Age groups        | 0-30 days       | 104 (34%)              |
|                   | 31 days-2 years | 55 (18%)               |
|                   | > 2-12 years    | 90 (29%)               |
|                   | > 12-16 years   | 30 (10%)               |
|                   | > 16 years      | 31 (10%)               |
| Enzyme deficiency | OTC             | 146 (46%)              |
|                   | ASS             | 71 (22%)               |
|                   | CPS             | 38 (12%)               |
|                   | ASL             | 7 (2%)                 |
|                   | ARG             | 2 (< 1%)               |
|                   | THN             | 2 (< 1%)               |
|                   | Other**         | 56 (18%)               |

OTC = ornithine transcarbamylase deficiency

ASS = argininosuccinate synthetase deficiency

CPS = carbamyl phosphate synthetase deficiency

ASL = argininosuccinate lyase deficiency

ARG = arginase deficiency

THN = transient hyperammonemia of the newborn

\*For the summary at the patient level, data obtained at first episode used.

\*\*Diagnosis unknown or pending (33 episodes), acidemia (14 episodes), HHH syndrome (6 episodes), carnitine translocase deficiency (4 episodes), liver disease (3 episodes), HMG CoA lyase deficiency (1 episode), non-ketotic hyperglycinemia (1 episode), suspected fatty acid oxidation deficiency (1 episode), and valproic-acid-induced hyperammonemia (1 episode).

On admission to the hospital, patients with hyperammonemia and a suspected or

confirmed urea cycle disorder (UCD) diagnosis were treated with a bolus dose of 0.25 g/kg (or 5.5 g/m<sup>2</sup>) sodium phenylacetate + 0.25 g/kg (or 5.5 g/m<sup>2</sup>) sodium benzoate over a period of 90 minutes to 6 hours, depending on the specific UCD. Infusions also contained arginine; the dose of arginine depended on the specific UCD. After completion of the bolus dose, maintenance infusions of the same dose over 24 hours were continued until the patient was no longer hyperammonemic or oral therapy could be tolerated. The mean (SD) duration of treatment was 4.6 (6.45) days per episode, and ranged from 1 to 72 days.

Survival was substantially improved after Sodium Phenylacetate and Sodium Benzoate Injection treatment compared with historical values (estimated 14% 1-year survival rate with dietary therapy alone) and with dialysis (estimated 43% survival of acute hyperammonemia).

Eighty percent of patients (252 of 316) survived their last episode. Of the 64 patients who died, 53 (83%) died during their first hyperammonemic episode. Of the 104 neonates (<30d) treated with Sodium Phenylacetate and Sodium Benzoate Injection, 34 (33%) died during the first hyperammonemic episode.

Ammonia levels decreased from very high levels (>4 times the upper limit of normal [ULN]) to lower levels in 91% of episodes after treatment. In patients responding to therapy, mean ammonia concentrations decreased from 200.9 umol/L at hour zero to 101.6 umol/L within four hours of initiation of Sodium Phenylacetate and Sodium Benzoate Injection therapy and were maintained. Hemodialysis is recommended for those patients whose plasma ammonia levels fail to fall below 150 µmol/L or by more than 40% within 4 to 8 hours after receiving Sodium Phenylacetate and Sodium Benzoate Injection. A shift from high (≤4 times ULN) to very high (>4 times ULN) levels was observed in only 4% of the episodes.

Overall, investigators rated neurological status as improved, much improved, or the same in 93% of episodes, and overall status in response to treatment as improved, much improved, or the same in 97% of episodes. Recovery from coma was observed in 97% of episodes where coma was present at admission (111 of 114 episodes).

## **16 HOW SUPPLIED/STORAGE AND HANDLING**

Sodium Phenylacetate and Sodium Benzoate Injection 10% per 10% is clear and almost colorless solution supplied in a sterile, non-pyrogenic, single-dose glass vial.

NDC 70710-1926-1 single-dose vial containing 20 mL of Sodium Phenylacetate and Sodium Benzoate Injection 10% per 10%.

**Storage:** Store at 20°C to 25°C (68°F to 77°F); excursions permitted to 15°C to 30°C (59°F to 86°F).

## **17 PATIENT COUNSELING INFORMATION**

Physicians should advise patients and caregivers about the following for safe use of Sodium Phenylacetate and Sodium Benzoate Injection:

- When plasma ammonia levels have normalized, dietary protein intake can usually be increased with the goal of unrestricted protein intake.
- The most common adverse reactions are vomiting, hyperglycemia, hypokalemia, convulsions, and mental impairment.
- Generally BUPHENYL is stopped during the time Sodium Phenylacetate and Sodium

Benzoate Injection is used.

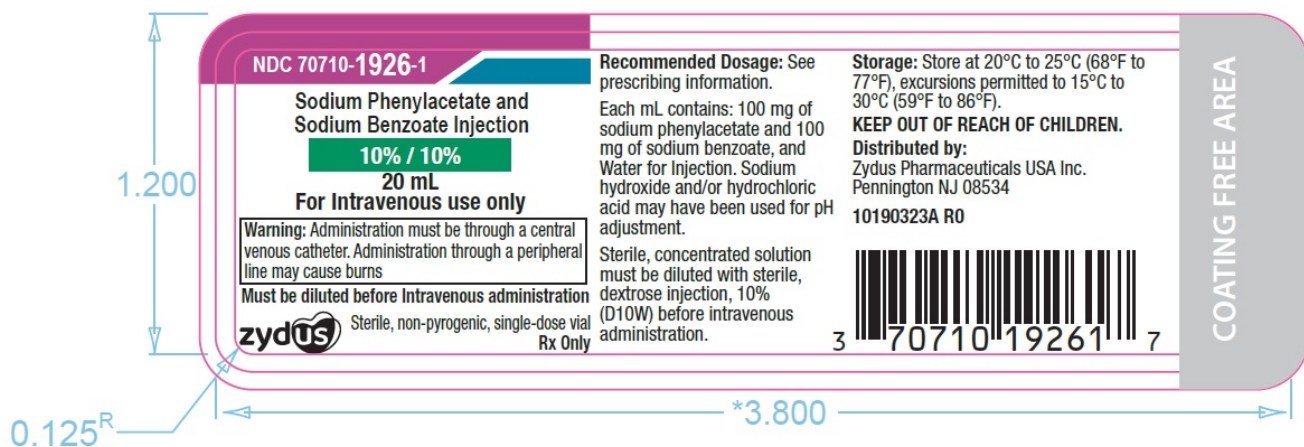
**Distributed by:**

Zydus Pharmaceuticals USA Inc.

Pennington NJ 08534

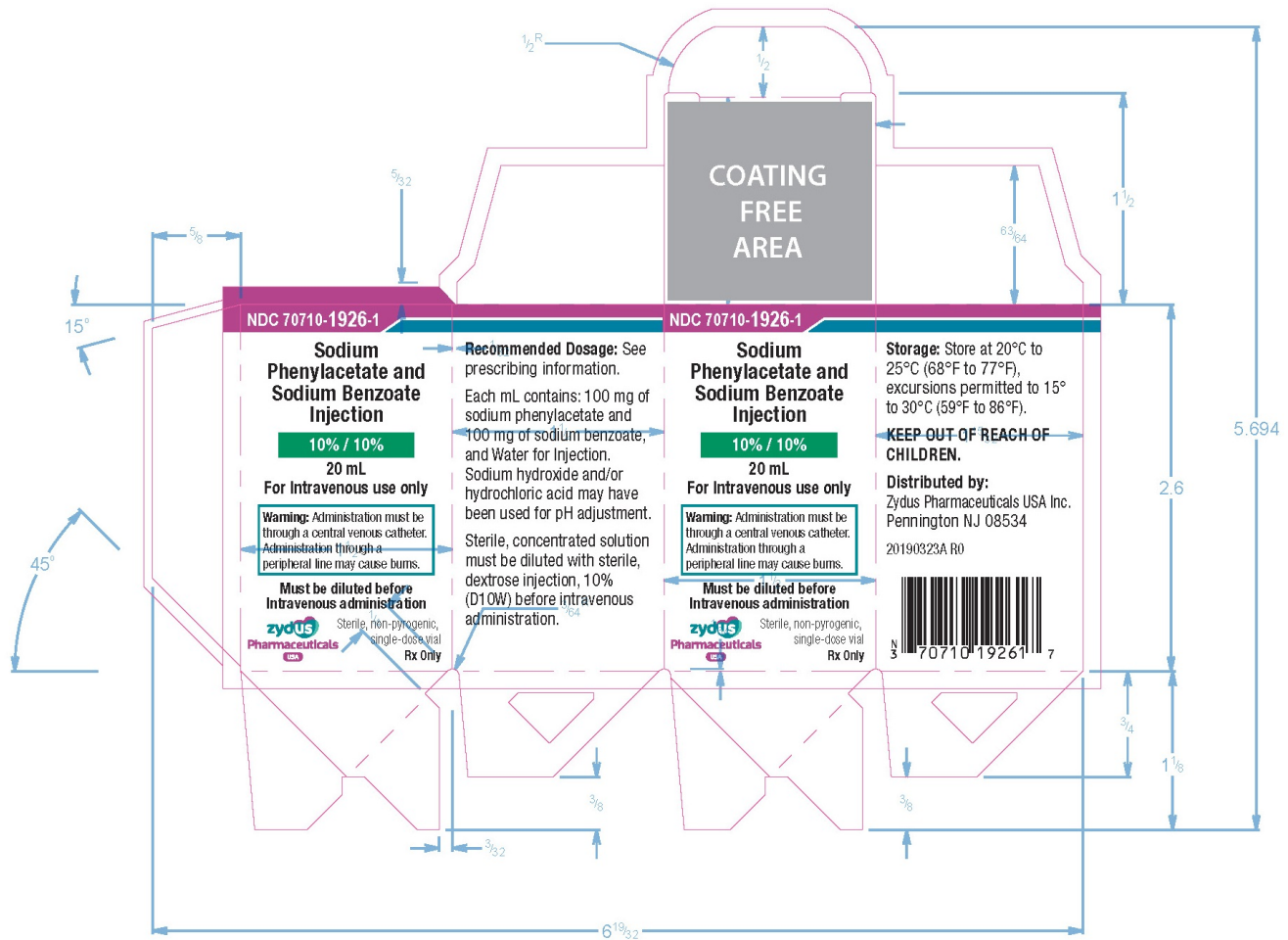
30190323 R0

**PRINCIPAL DISPLAY PANEL**



**Vial**





Carton

## SODIUM PHENYLACETATE AND SODIUM BENZOATE

sodium phenylacetate and sodium benzoate injection, solution, concentrate

### Product Information

|                                |                         |                           |                |
|--------------------------------|-------------------------|---------------------------|----------------|
| <b>Product Type</b>            | HUMAN PRESCRIPTION DRUG | <b>Item Code (Source)</b> | NDC:70710-1926 |
| <b>Route of Administration</b> | INTRAVENOUS             |                           |                |

### Active Ingredient/Active Moiety

| Ingredient Name  | Basis of Strength    | Strength       |
|--|----------------------|----------------|
| <b>SODIUM PHENYLACETATE</b> (UNII: 48N6U1781G) (PHENYLACETIC ACID - UNII:ER5I1W795A) | SODIUM PHENYLACETATE | 100 mg in 1 mL |
| <b>SODIUM BENZOATE</b> (UNII: OJ245FE5EU) (BENZOIC ACID - UNII:8SKN0B0MIM)           | SODIUM BENZOATE      | 100 mg in 1 mL |

### Inactive Ingredients

| Ingredient Name                            | Strength |
|--|----------|
| <b>WATER</b> (UNII: 059QF0K00R)            |          |
| <b>SODIUM HYDROXIDE</b> (UNII: 55X04QC32I) |          |

**HYDROCHLORIC ACID** (UNII: QTT17582CB)

### Packaging

| # | Item Code        | Package Description                                | Marketing Start Date | Marketing End Date |
|---|------------------|--|----------------------|--------------------|
| 1 | NDC:70710-1926-1 | 1 in 1 CARTON                                      | 09/19/2023           |                    |
| 1 |                  | 20 mL in 1 VIAL; Type 0: Not a Combination Product |                      |                    |

### Marketing Information

| Marketing Category | Application Number or Monograph Citation | Marketing Start Date | Marketing End Date |
|--------------------|--|----------------------|--------------------|
| ANDA               | ANDA217526                               | 09/19/2023           |                    |

**Labeler** - Zydus Pharmaceuticals USA Inc. (156861945)

**Registrant** - Navinta LLC (130443810)

Revised: 10/2023

Zydus Pharmaceuticals USA Inc.