

ZEMAIRA- alpha-1-proteinase inhibitor human
ZEMAIRA- .alpha.1-proteinase inhibitor human
CSL Behring LLC

HIGHLIGHTS OF PRESCRIBING INFORMATION

These highlights do not include all the information needed to use ZEMAIRA safely and effectively. See full prescribing information for ZEMAIRA.

ZEMAIRA® (alpha₁-proteinase inhibitor (human))
lyophilized powder for reconstitution for intravenous use
Initial U.S. Approval: 2003

INDICATIONS AND USAGE

- ZEMAIRA is an alpha₁-proteinase inhibitor (A₁-PI) indicated for chronic augmentation and maintenance therapy in adults with A₁-PI deficiency and clinical evidence of emphysema (1).
- The effect of augmentation therapy with ZEMAIRA or any A₁-PI product on pulmonary exacerbations and on the progression of emphysema in A₁-PI deficiency has not been demonstrated in randomized, controlled clinical studies (1).
- ZEMAIRA is not indicated as therapy for lung disease patients in whom severe A₁-PI deficiency has not been established (1).

DOSAGE AND ADMINISTRATION

For intravenous use after reconstitution only (2).

- The recommended weekly dose of ZEMAIRA is 60 mg/kg body weight. Dose ranging studies using efficacy endpoints have not been performed with ZEMAIRA or any A₁-PI product (2).
- Administer through a suitable 5 micron infusion filter (not supplied) at room temperature within 3 hours after reconstitution (2.2).
- Do not mix with other medicinal products. Administer through a separate dedicated infusion line (2.2).
- Administer at a rate of approximately 0.08 mL/kg/min as determined by the response and comfort of the patient (2.2).
- Monitor closely the infusion rate and the patient's clinical state, including vital signs, throughout the infusion. Slow or stop the infusion if adverse reactions occur. If symptoms subside promptly, the infusion may be resumed at a lower rate that is comfortable for the patient (2.2).

DOSAGE FORMS AND STRENGTHS

ZEMAIRA is supplied in a single-dose vial containing approximately 1000 mg, 4000 mg, or 5000 mg of functionally active A₁-PI as a white to off-white lyophilized powder for reconstitution with 20 mL, 76 mL, or 95 mL of Sterile Water for Injection, USP. The amount of functional A₁-PI is printed on the vial label and carton (3).

CONTRAINDICATIONS

- History of anaphylaxis or severe systemic reactions to ZEMAIRA or A₁-PI protein (4).
- Immunoglobulin A (IgA)-deficient patients with antibodies against IgA, due to the risk of severe hypersensitivity (4).

WARNINGS AND PRECAUTIONS

- Observe any signs of hypersensitivity such as tachycardia, hypotension, confusion, syncope, oxygen consumption decrease, and pharyngeal edema when administering ZEMAIRA to patients with known hypersensitivity to an A₁-PI product (5.1).
- Patients with selective or severe IgA deficiency can develop antibodies to IgA and, therefore, have a greater risk of developing potentially severe hypersensitivity and anaphylactic reactions. If anaphylactic or severe anaphylactoid reactions occur, discontinue the infusion immediately (5.2).
- Because ZEMAIRA is made from human blood, it may carry a risk of transmitting infectious agents, e.g., viruses, the variant Creutzfeldt-Jakob disease (vCJD) agent and, theoretically, the Creutzfeldt-Jakob disease (CJD) agent (5.3).

ADVERSE REACTIONS

- Serious adverse reactions reported following administration of ZEMAIRA in pre-licensure clinical trials included one event each in separate subjects of bronchitis and dyspnea, and one event each in a single subject of chest pain, cerebral ischemia and convulsion.

- The most common adverse reactions occurring in at least 5% of subjects receiving ZEMAIRA in all pre-licensure clinical trials were headache, sinusitis, upper respiratory infection, bronchitis, asthenia, cough increased, fever, injection site hemorrhage, rhinitis, sore throat, and vasodilation (6).

To report **SUSPECTED ADVERSE REACTIONS**, contact **CSL Behring Pharmacovigilance at 1-866-915-6958 or FDA at 1-800-FDA-1088 or www.fda.gov/medwatch**.
See 17 for **PATIENT COUNSELING INFORMATION**.

Revised: 1/2024

FULL PRESCRIBING INFORMATION: CONTENTS*

1 INDICATIONS AND USAGE

2 DOSAGE AND ADMINISTRATION

2.1 Preparation and Reconstitution

2.2 Administration

3 DOSAGE FORMS AND STRENGTHS

4 CONTRAINDICATIONS

5 WARNINGS AND PRECAUTIONS

5.1 Hypersensitivity to Other A₁-PI Products

5.2 Hypersensitivity to IgA

5.3 Transmissible Infectious Agents

6 ADVERSE REACTIONS

6.1 Clinical Trials Experience

6.2 Immunogenicity

6.3 Postmarketing Experience

8 USE IN SPECIFIC POPULATIONS

8.1 Pregnancy

8.2 Lactation

8.4 Pediatric Use

8.5 Geriatric Use

11 DESCRIPTION

12 CLINICAL PHARMACOLOGY

12.1 Mechanism of Action

12.2 Pharmacodynamics

12.3 Pharmacokinetics

13 NONCLINICAL TOXICOLOGY

13.1 Carcinogenesis, Mutagenesis, Impairment of Fertility

13.2 Animal Toxicology and/or Pharmacology

14 CLINICAL STUDIES

15 REFERENCES

16 HOW SUPPLIED/STORAGE AND HANDLING

17 PATIENT COUNSELING INFORMATION

* Sections or subsections omitted from the full prescribing information are not listed.

FULL PRESCRIBING INFORMATION

1 INDICATIONS AND USAGE

ZEMAIRA is an alpha₁-proteinase inhibitor (A₁-PI) indicated for chronic augmentation and maintenance therapy in adults with A₁-PI deficiency and clinical evidence of emphysema.

ZEMAIRA increases antigenic and functional (anti-neutrophil elastase capacity [ANEC]) serum levels and lung epithelial lining fluid (ELF) levels of A₁-PI.

Clinical data demonstrating the long-term effects of chronic augmentation therapy of individuals with ZEMAIRA are not available.

The effect of augmentation therapy with ZEMAIRA or any A₁-PI product on pulmonary exacerbations and on the progression of emphysema in A₁-PI deficiency has not been demonstrated in randomized, controlled clinical studies.

ZEMAIRA is not indicated as therapy for lung disease patients in whom severe A₁-PI deficiency has not been established.

2 DOSAGE AND ADMINISTRATION

For intravenous use after reconstitution only.

The recommended dose of ZEMAIRA is 60 mg/kg body weight administered once weekly. Dose ranging studies using efficacy endpoints have not been performed with ZEMAIRA or any A₁-PI product.

2.1 Preparation and Reconstitution

- Check the expiration date on the vial label and carton. Do not use ZEMAIRA after the expiration date.
- Reconstitute prior to use according to the instructions provided below.
- Reconstitute ZEMAIRA using aseptic technique to maintain product sterility.
- Total reconstitution time for a 1g vial should be obtained within 5 minutes.
- Total reconstitution time for a 4g or 5g vial should be obtained within 10 minutes.
- Inspect the reconstituted solution prior to administration. The solution should be clear, colorless to slightly yellow, and free from visible particles.
- Reconstituted ZEMAIRA may be stored at room temperature. Do not freeze the reconstituted solution.

Follow the steps provided below for the preparation and reconstitution of ZEMAIRA:

1. Ensure that the ZEMAIRA vial and Sterile Water for Injection vial are at room temperature.
2. Remove the plastic flip-top cap from the Sterile Water for Injection vial.
3. Wipe the rubber stopper of the Sterile Water for Injection vial with antiseptic solution and allow it to dry.
4. Open the Mix2Vial[®] filter transfer set by peeling off the lid (Fig. 1). Do not remove the transfer set from the blister package.



Fig. 1

5. Place the Sterile Water for Injection vial on an even, clean surface and hold the vial tight. Take the transfer set together with the blister package and vertically pierce the Sterile Water for Injection vial with the **blue** tip of the transfer set (Fig. 2).

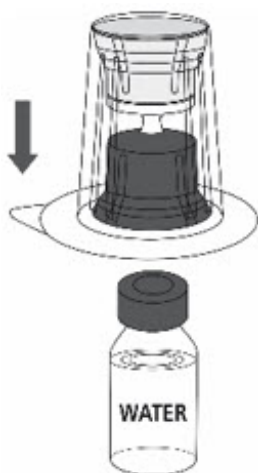


Fig. 2

6. Carefully remove the blister package from the transfer set by holding at the rim, and pulling vertically upwards. Make sure that you only pull away the blister package and not the transfer set (Fig. 3).



Fig. 3

7. Remove the plastic flip-top cap from the ZEMAIRA vial.
8. Wipe the rubber stopper of the ZEMAIRA vial with antiseptic solution and allow it to dry.
9. Place the ZEMAIRA vial on an even and firm surface. Invert the Sterile Water for Injection vial with the transfer set attached and vertically pierce the ZEMAIRA vial with the **clear** tip of the transfer set (Fig. 4). The Sterile Water for Injection will automatically flow into the ZEMAIRA vial.

Note: Ensure all water has transferred into the ZEMAIRA vial.

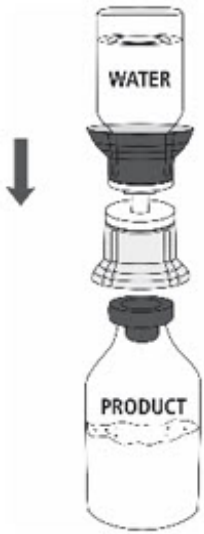


Fig. 4

10. Follow steps below to remove entire transfer set from ZEMAIRA vial:
 - With one hand tightly grasp the ZEMAIRA vial as shown in Fig. 5.
 - With the other hand tightly grasp Sterile Water for Injection vial and blue transfer set.
 - Bend **the entire transfer set** to the side until it disconnects from the ZEMAIRA vial (Fig. 5).
 - Discard the Sterile Water for Injection vial with the entire transfer set.



Fig. 5

11. Gently swirl the ZEMAIRA vial until the powder is completely dissolved (Fig. 6). DO NOT SHAKE. Take care not to touch the rubber vial stopper.



Fig. 6

If more than 1 vial of ZEMAIRA is needed to achieve the required dose, use aseptic technique to transfer the reconstituted solution from the vials into the administration container (e.g., empty intravenous bag or glass bottle).

2.2 Administration

For intravenous use only.

- Do not mix ZEMAIRA with other medicinal products; administer ZEMAIRA through a separate dedicated infusion line.
- Perform a visual inspection of the reconstituted solution. The solution should be clear, colorless to slightly yellow, and free from visible particles.
- Administer at room temperature within 3 hours after reconstitution.
- Filter the reconstituted solution during administration. To ensure proper filtration of ZEMAIRA, use an intravenous administration set with a suitable 5 micron infusion filter (not supplied).
- Administer ZEMAIRA intravenously at a rate of approximately 0.08 mL/kg/min as

determined by the response and comfort of the patient. The recommended dosage of 60 mg/kg body weight will take approximately 15 minutes to infuse.

- Monitor closely the infusion rate and the patient's clinical state, including vital signs, throughout the infusion. Slow or stop the infusion if adverse reactions occur. If symptoms subside promptly, the infusion may be resumed at a lower rate that is comfortable for the patient.
- ZEMAIRA is for single dose only. Following administration, discard any unused solution and all administration equipment in an appropriate manner as per local requirements.

3 DOSAGE FORMS AND STRENGTHS

ZEMAIRA is supplied in a single-dose vial containing approximately 1000 mg, 4000 mg, or 5000 mg of functionally active A₁-PI as a white to off-white lyophilized powder for reconstitution with 20 mL, 76 mL, or 95 mL of Sterile Water for Injection, USP. The amount of functional A₁-PI is printed on the vial label and carton.

4 CONTRAINDICATIONS

- ZEMAIRA is contraindicated in patients with a history of anaphylaxis or severe systemic reactions to ZEMAIRA or A₁-PI protein.
- **ZEMAIRA is contraindicated in immunoglobulin A (IgA)-deficient patients with antibodies against IgA, due to the risk of severe hypersensitivity** [*see Warnings and Precautions (5.2)*].

5 WARNINGS AND PRECAUTIONS

5.1 Hypersensitivity to Other A₁-PI Products

Observe any signs of hypersensitivity such as tachycardia, hypotension, confusion, syncope, oxygen consumption decrease, and pharyngeal edema when administering ZEMAIRA to patients with known hypersensitivity to an A₁-PI product. If anaphylactic or severe anaphylactoid reactions occur, discontinue the infusion immediately. Have epinephrine and other appropriate supportive therapy available for the treatment of any acute anaphylactic or anaphylactoid reaction.

5.2 Hypersensitivity to IgA

ZEMAIRA may contain trace amounts of IgA. Patients with selective or severe IgA deficiency can develop antibodies to IgA and, therefore, have a greater risk of developing potentially severe hypersensitivity and anaphylactic reactions. If anaphylactic or severe anaphylactoid reactions occur, discontinue the infusion immediately. Have epinephrine and other appropriate supportive therapy available for the treatment of any acute anaphylactic or anaphylactoid reaction. ZEMAIRA is contraindicated in IgA-deficient patients with antibodies against IgA, due to the risk of severe hypersensitivity.

5.3 Transmissible Infectious Agents

Because ZEMAIRA is made from human blood, it may carry a risk of transmitting infectious agents, e.g., viruses, the variant Creutzfeldt-Jakob disease (vCJD) agent and,

theoretically, the Creutzfeldt-Jakob disease (CJD) agent. The risk of infectious agent transmission has been reduced by screening plasma donors for prior exposure to certain viruses, testing for the presence of certain current virus infections, and including virus inactivation/removal steps in the manufacturing process for ZEMAIRA [see *Description (11)*]. Despite these measures, ZEMAIRA, like other products made from human blood, may still potentially contain human pathogenic agents, including those not yet known or identified. Thus, the risk of transmission of infectious agents cannot be totally eliminated.

All infections thought by a physician to have been possibly transmitted by this product should be reported by the physician or other healthcare provider to the CSL Behring Pharmacovigilance Department at 1-866-915-6958 or FDA at 1-800-FDA-1088 or www.fda.gov/medwatch.

6 ADVERSE REACTIONS

Serious adverse reactions reported following administration of ZEMAIRA in pre-licensure clinical trials included one event each in separate subjects of bronchitis and dyspnea, and one event each in a single subject of chest pain, cerebral ischemia and convulsion.

The most common adverse reactions (ARs) occurring in at least 5% of subjects receiving ZEMAIRA in all pre-licensure clinical trials were headache, sinusitis, upper respiratory infection, bronchitis, asthenia, cough increased, fever, injection site hemorrhage, rhinitis, sore throat, and vasodilation.

Serious adverse reactions identified during postmarketing use were hypersensitivity reactions [see *Warnings and Precautions (5.1)*].

In post-licensure trials, the exposure adjusted incidence rate (EAIR) of serious exacerbations of chronic obstructive pulmonary disease (COPD) among subjects was higher during the RAPID Extension trial as compared to the rate observed during the preceding RAPID trial [see *Adverse Reactions (6.1)*].

6.1 Clinical Trials Experience

Because clinical trials are conducted under widely varying conditions, adverse reaction rates observed in the clinical trials of a drug product cannot be directly compared to rates in the clinical trials of another drug and may not reflect the rates observed in clinical practice.

The following clinical trials were conducted with ZEMAIRA:

- Controlled, double-blind trial in 44 subjects, who received a weekly 60 mg/kg body weight dose of either ZEMAIRA (30 subjects) or Prolastin® (a commercially available Alpha₁-Proteinase Inhibitor [Human] product) (14 subjects) for 10 weeks, followed by an open-label phase in which 43 subjects received ZEMAIRA weekly for 14 weeks;
- Open-label trial in 9 subjects who received a weekly 60 mg/kg body weight dose of ZEMAIRA for 26 weeks, followed by a 7-week to 22-week extension;
- Crossover, double-blind trial in 18 subjects who received a single 60 mg/kg dose of ZEMAIRA and a single 60 mg/kg dose of Prolastin;
- Open-label trial of 19 subjects who received a single 15 mg/kg (2 subjects), 30 mg/kg (5 subjects), 60 mg/kg (6 subjects), or 120 mg/kg (6 subjects) dose of ZEMAIRA; and
- Post-Licensure Randomized, Placebo-Controlled Trial of Augmentation Therapy in

Alpha-1 Protease Inhibitor Deficiency (RAPID), in 180 subjects who received a weekly 60 mg/kg body weight dose of either ZEMAIRA (93 subjects) or placebo (87 subjects) for 24 months (referred to as years 1 and 2 in Table 3).

- Post-Licensure Open-label extension of the RAPID trial involving 140 subjects who had completed blinded treatment with ZEMAIRA or placebo for 24 months in the RAPID trial and who entered the extension trial and received open-label ZEMAIRA for up to an additional 24 months (referred to as years 3 and 4 in Table 3).

Table 1 summarizes the ARs, expressed as events per subject-year, and the corresponding number of ARs per infusion, expressed as % of all infusions, for each treatment in pre-licensure clinical trials of ZEMAIRA.

Table 1. Overall Adverse Reactions (ARs) and Serious ARs

	Number of Subjects* (Events per Subject- Year†)		Number of Infusions‡ (% of all Infusions)	
	ZEMAIRA (n=66, SY§=28.72)	Prolastin (n=32), SY§=3.83)	ZEMAIRA (n=1296)	Prolastin (n=160)
ARs (AEs assessed by investigator as at least possibly related or occurring during or within 72 hours after the end of the infusion or for which causality assessment was missing or indeterminate).	54 (5.6)	16 (3.8)	160 (12.3)	31 (19.4)
Serious ARs (Serious AEs assessed by investigator as at least possibly related or occurring during or within 72 hours after the end of the infusion or for which causality assessment was missing or indeterminate).	4 (0.2)	1 (1.0)	6 (0.5)	1 (0.6)

* Based on unique subjects. If a subject experienced more than one AR, the subject

was only counted once.

† The exposure adjusted event rate was based on total exposure time presented in subject-years and the total number of adverse reactions in the database.

‡ If there were multiple occurrences of ARs following a single infusion, only one occurrence was counted.

§ SY=subject-year.

Table 2 summarizes the ARs occurring in 5% or more (>3) subjects, expressed as events per subject-year, and the corresponding number of ARs per infusion, expressed as % of all infusions, for each treatment in clinical trials of ZEMAIRA.

Table 2. Adverse Reactions Occurring in ≥5% of Subjects

ARs (AEs assessed by investigator as at least possibly related or occurring during or within 72 hours after the end of the infusion or for which causality assessment was missing or indeterminate).	Number of Subjects* (Events per Subject-Year†)		Number of Infusions‡ (% of all Infusions)	
	ZEMAIRA (n=66, SY§=28.72)	Prolastin (n=32, SY§=3.83)	ZEMAIRA (n=1296)	Prolastin (n=160)
Headache	13 (0.7)	5 (1.3)	19 (1.5)	5 (3.1)
Sinusitis	10 (0.5)	1 (0.3)	13 (1.0)	1 (0.6)
Upper Respiratory Infection	10 (0.4)	1 (0.3)	10 (0.8)	1 (0.6)
Bronchitis	5 (0.2)	0 (0.0)	6 (0.5)	0 (0.0)
Asthenia	5 (0.2)	2 (0.5)	5 (0.4)	2 (1.3)
Cough Increased	5 (0.2)	1 (0.5)	5 (0.4)	2 (1.3)
Fever	4 (0.1)	0 (0.0)	4 (0.3)	0 (0.0)
Injection Site Hemorrhage	4 (0.1)	0 (0.0)	4 (0.3)	0 (0.0)
Rhinitis	4 (0.1)	0 (0.0)	4 (0.3)	0 (0.0)
Sore Throat	4 (0.1)	0 (0.0)	4 (0.3)	0 (0.0)
Vasodilation	4 (0.1)	1 (0.3)	4 (0.3)	1 (0.6)

* Based on unique subjects. If a subject experienced more than one AR of the same type, the subject was only counted once.

† The exposure adjusted event rate was based on total exposure time presented in subject-years and the total number of adverse reactions in the database.

‡ If more than one of the same type of an event occurred after an infusion, only one event was counted.

§ SY=subject-year.

Diffuse interstitial lung disease was noted on a routine chest x-ray of one subject at Week 24. Causality could not be determined.

Chronic Obstructive Pulmonary Disease (COPD) Exacerbations

In a retrospective analysis, during the 10-week blinded portion of the 24-week clinical trial, 6 subjects (20%) of the 30 treated with ZEMAIRA had a total of 7 exacerbations of their chronic obstructive pulmonary disease (COPD). Nine subjects (64%) of the 14 treated with Prolastin had a total of 11 exacerbations of their COPD. The observed difference between groups was 44% (95% confidence interval [CI] from 8% to 70%). Over the entire 24-week treatment period, of the 30 subjects in the ZEMAIRA treatment group, 7 subjects (23%) had a total of 11 exacerbations of their COPD.

In the RAPID study 25 serious exacerbations of COPD were reported in 15 ZEMAIRA subjects vs. 17 such events in 9 placebo subjects, corresponding to rates of 0.146 exacerbations per subject-year with ZEMAIRA and 0.115 exacerbations per subject-year with placebo, (ratio ZEMAIRA:Placebo [95% confidence interval]: 1.256 [0.457 - 3.454]).

Subjects who were randomized to ZEMAIRA in the 2-year RAPID trial who then entered and received open-label ZEMAIRA in the 2 year RAPID extension trial were in the "Early Start" group. Subjects who were randomized to Placebo in the 2-year RAPID trial who then entered and received open-label ZEMAIRA in the 2 year RAPID extension trial were in the "Delayed Start" group. During the RAPID Extension trial 37 serious exacerbations of COPD were reported in 19 subjects (25%) in the Early Start group, corresponding to rates of 0.25 exacerbations per subject-year. In comparison, 20 serious exacerbations were reported in 11 subjects (17%) in the Delayed Start group corresponding to rates of 0.16 exacerbations per subject-year (ratio Early: Delayed [95% confidence interval]: 1.58 [0.68 - 3.66], Table 3). Among the Early Start subjects who entered the RAPID extension trial (N = 76), the exposure adjusted incidence rate of serious exacerbations during the RAPID extension trial (years 3-4) was 0.25 compared to 0.12 for those subjects during the earlier RAPID trial (years 1-2), (ratio RAPID Extension:RAPID: 2.10 [95% confidence interval: 1.21 - 3.67]). Among the Delayed Start subjects who entered the RAPID extension trial (N = 64), the exposure adjusted incidence rate of serious exacerbations during the RAPID extension trial (years 3-4) was 0.16 compared to 0.10 for those subjects during the earlier RAPID trial (years 1-2), (ratio RAPID Extension:RAPID: 1.56 [95% confidence interval: 0.80 - 3.03]).

Table 3. Comparison of Exposure-Adjusted Incidence Rates (EAIR) for Serious COPD Exacerbations Occurring in the RAPID study between ZEMAIRA and Placebo subjects and in the RAPID Extension Studies between Early Start and Delayed Start subjects

Serious COPD Exacerbations*	Episode	n	%	EAIR (95% CI)	Episode	n	%	EAIR 95% CI	Treatment Ratio for EAIR (95% CI)*
									ZEMAIRA: Placebo
RAPID Study (Years 1 - 2)	ZEMAIRA (N = 93)				Placebo (N = 87)				1.26 (0.46 - 3.45)
	25	15	16.1	0.15 (0.10-0.22)	17	9	10.3	0.12 (0.07-0.18)	

Extension Study (Years 3-4)	Early Start [†] (N = 76)				Delayed Start [‡] (N = 64)				Early: Delayed
	37	19	25.0	0.25 (0.18 - 0.35)	20	11	17.2	0.16 (0.10 - 0.25)	1.58 (0.68 - 3.66)

N = total number of safety subjects, n = number of subjects within a category, % = (n/N)*100, CI = Confidence Interval.

Subject time at risk: ZEMAIRA = 171.14 years, Placebo = 147.75 years, Early Start Group = 146.46 years, Delay Start Group = 124.71 years.

EAIR = Exposure-Adjusted Incidence Rate (events/subject time at risk). The point estimates and confidence intervals for EAIR values were calculated using negative binomial models.

- * Episode = Serious exacerbations of COPD identified by investigators as meeting the Anthonisen criteria¹ plus Serious Adverse Event (SAE) terms COPD, Condition Aggravated, Bronchitis, Lower Respiratory Tract Infection, Pneumonia. Serious exacerbation events that overlap or occur within 1 day of one another were counted as single exacerbation episodes.
- † Early Start Group subjects were randomized to ZEMAIRA during the double-blind RAPID trial (years 1-2) and received open-label ZEMAIRA during the RAPID extension trial (years 3-4).
- ‡ Delayed Start Group subjects were randomized to Placebo during the double-blind RAPID trial (years 1-2) and received open-label ZEMAIRA during the RAPID extension trial (years 3-4).

In the 24-week double-blind trial, ZEMAIRA-treated subjects were tested for HAV, HBV, HCV, HIV, and parvovirus B19 (B19V), and no evidence of virus transmission was observed.

6.2 Immunogenicity

As with all therapeutic proteins, there is potential for immunogenicity. No anti-A₁PI antibodies have been detected in clinical trials of ZEMAIRA. The detection of antibody formation is highly dependent on the sensitivity and specificity of the assay. Additionally, the observed incidence of antibody (including neutralizing antibody) positivity in an assay may be influenced by several factors including assay methodology, sample handling, timing of sample collection, concomitant medications, and underlying disease. For these reasons, comparison of the incidence of antibodies to ZEMAIRA with the incidence of antibodies to other products may be misleading.

6.3 Postmarketing Experience

Because postmarketing reporting of adverse reactions is voluntary and from a population of uncertain size, it is not always possible to reliably estimate the frequency of these reactions or establish a causal relationship to product exposure.

Table 4 lists the ARs that have been identified during postmarketing use of ZEMAIRA. This list does not include reactions already reported in clinical trials with ZEMAIRA [see *Adverse Reactions (6.1)*].

Table 4. ARs Reported During the Postmarketing Use of ZEMAIRA

System Organ Class	Preferred Term/Symptoms
Blood and lymphatic system disorders	Lymph node pain

Gastrointestinal disorders	Nausea
General disorders and administration site conditions	Chills, infusion site reactions, facial, periorbital, lip and extremity swelling, chest pain
Nervous system disorders	Hypoesthesia, paresthesia, dizziness
Skin disorders	Hyperhidrosis, pruritus, rash including exfoliative and generalized, urticaria
Vascular disorders	Flushing

8 USE IN SPECIFIC POPULATIONS

8.1 Pregnancy

Risk Summary

No animal reproduction studies have been conducted with Zemaira and its safety for use in human pregnancy has not been established in controlled clinical trials. Since alpha₁-proteinase inhibitor is an endogenous human protein, it is considered unlikely that Zemaira will cause harm to the fetus when given at recommended doses. However, Zemaira should be given with caution to pregnant women. In the U.S. general population, the estimated background risk of major birth defect and miscarriage in clinically recognized pregnancies is 2-4% and 15-20%, respectively.

8.2 Lactation

Risk Summary

There is no information regarding the excretion of ZEMAIRA in human milk, the effect on the breastfed infant, or the effects on milk production. The developmental and health benefits of breastfeeding should be considered along with the mother's clinical need for ZEMAIRA and any potential adverse effects on the breastfed infant from ZEMAIRA or from the underlying maternal condition.

8.4 Pediatric Use

Safety and effectiveness in the pediatric population have not been established.

8.5 Geriatric Use

The safety and efficacy of ZEMAIRA in the geriatric population have not been established due to an insufficient number of subjects.

11 DESCRIPTION

ZEMAIRA is a sterile, white to off-white, lyophilized preparation of purified alpha₁-proteinase inhibitor (human) (A₁-PI), also known as alpha₁-antitrypsin, to be reconstituted and administered by the intravenous route. The specific activity of ZEMAIRA is ≥0.7 mg of functional A₁-PI per milligram of total protein. The purity (total A₁-PI/total protein) is ≥90% A₁-PI. Each vial contains approximately 1000 mg, 4000 mg

or 5000 mg of functionally active A₁-PI. The measured amount per vial of functionally active A₁-PI as determined by its capacity to neutralize human neutrophil elastase (NE) is printed on the vial label and carton. Following reconstitution with 20 mL, 76 mL or 95 mL of Sterile Water for Injection, USP, the ZEMAIRA solution contains 73 to 89 mM sodium, 30 to 39 mM chloride, 15 to 20 mM phosphate, and 121 to 168 mM mannitol. Hydrochloric acid and/or sodium hydroxide may have been added to adjust the pH. ZEMAIRA contains no preservative.

All plasma used in the manufacture of ZEMAIRA is obtained from US donors and is tested using serological assays for HBsAg and antibodies to HIV-1/2 and HCV. The plasma is tested with Nucleic Acid Testing (NAT) for HBV, HCV, HIV-1, and HAV, and found to be nonreactive (negative). The plasma is also tested by NAT for B19V. Only plasma that passed the virus screening is used for production. The limit for B19V in the fractionation pool is $\leq 10^4$ International Units of B19V per mL.

ZEMAIRA is manufactured from large pools of human plasma by cold ethanol fractionation according to a modified Cohn process followed by additional purification steps. The manufacturing process includes two virus clearance steps: heat treatment at 60°C for 10 hours in an aqueous solution with stabilizers; and nanofiltration. These virus clearance steps have been validated in a series of in vitro experiments for their capacity to inactivate/remove both enveloped and non-enveloped viruses. Table 5 shows the virus clearance capacity of the ZEMAIRA manufacturing process, expressed as mean log₁₀ reduction factor.

Table 5. Cumulative (Log₁₀) Virus Inactivation/Removal in ZEMAIRA

Manufacturing Step	Virus Reduction Factor (Log ₁₀)					
	Enveloped Viruses				Non-Enveloped Viruses	
	HIV-1	BVDV	WNV	PRV	HAV	CPV
Heat treatment*†	≥6.8	≥5.2	≥8.3	4.4	≥5.4	na
Nanofiltration	≥5.5	≥5.4	≥8.4	≥6.3	≥5.3	≥6.4
Cumulative Virus Reduction (log₁₀)	≥12.3	≥10.6	≥16.7	≥10.7	≥10.7	≥6.4

HIV, human immunodeficiency virus type 1, a model for HIV-1 and HIV-2.

BVDV, bovine viral diarrhea virus, a model for HCV.

WNV, West Nile virus.

PRV, pseudorabies virus, a non-specific model for large DNA viruses, e.g., herpes.

HAV, hepatitis A virus.

CPV, canine parvovirus, model for B19V.

na, not applicable.

* Studies using B19V, which are considered experimental in nature, have demonstrated a virus reduction factor of 1.9 log₁₀.

† At 60°C for 10 hours.

12 CLINICAL PHARMACOLOGY

12.1 Mechanism of Action

A₁-PI deficiency is a chronic, hereditary, autosomal, co-dominant disorder that is usually fatal in its severe form. Low blood levels of A₁-PI (i.e., below 11 μM) are most commonly associated with progressive, severe emphysema that becomes clinically apparent by the third to fourth decade of life. In addition, PiSZ individuals, whose serum A₁-PI levels range from approximately 9 to 23 μM, are considered to have a moderately increased risk for developing emphysema, regardless of whether their serum A₁-PI levels are above or below 11 μM.² Not all individuals with severe genetic variants of A₁-PI deficiency have emphysema. **Augmentation therapy with alpha₁-proteinase inhibitor (human) is indicated only in patients with severe congenital A₁-PI deficiency who have clinically evident emphysema.** A registry study showed 54% of A₁-PI deficient subjects had emphysema.³ Another registry study showed 72% of A₁-PI deficient subjects had pulmonary symptoms.⁴ Smoking is an important risk factor for the development of emphysema in patients with A₁-PI deficiency.

Approximately 100 genetic variants of A₁-PI deficiency can be identified electrophoretically, only some of which are associated with the clinical disease.^{5,6} Ninety-five percent of clinically symptomatic A₁-PI deficient individuals are of the severe PiZZ phenotype. Up to 39% of A₁-PI deficient patients may have an asthmatic component to their lung disease, as evidenced by symptoms and/or bronchial hyperreactivity.³ Pulmonary infections, including pneumonia and acute bronchitis, are common in A₁-PI deficient patients and contribute significantly to the morbidity of the disease.

Augmenting the levels of functional protease inhibitor by intravenous infusion is an approach to therapy for patients with A₁-PI deficiency. However, the efficacy of augmentation therapy in affecting the progression of emphysema has not been demonstrated in randomized, controlled clinical studies. The intended theoretical goal is to provide protection to the lower respiratory tract by correcting the imbalance between NE and protease inhibitors. Whether augmentation therapy with ZEMAIRA or any A₁-PI product actually protects the lower respiratory tract from progressive emphysematous changes has not been evaluated. Individuals with endogenous levels of A₁-PI below 11 μM, in general, manifest a significantly increased risk for development of emphysema above the general population background risk.^{6,7,8,9} Although the maintenance of blood serum levels of A₁-PI (antigenically measured) above 11 μM has been historically postulated to provide therapeutically relevant anti-neutrophil elastase protection¹⁰, this has not been proven. Individuals with severe A₁-PI deficiency have been shown to have increased neutrophil and NE concentrations in lung epithelial lining fluid compared to normal PiMM individuals, and some PiSZ individuals with A₁-PI above 11 μM have emphysema attributed to A₁-PI deficiency.² These observations underscore the uncertainty regarding the appropriate therapeutic target serum level of A₁-PI during augmentation therapy.

Pulmonary disease, particularly emphysema, is the most frequent manifestation of A₁-PI deficiency.⁶ The pathogenesis of emphysema is understood to evolve as described in the "protease-antiprotease imbalance" model. A₁-PI is now understood to be the primary antiprotease in the lower respiratory tract, where it inhibits NE.¹¹ Normal healthy individuals produce sufficient A₁-PI to control the NE produced by activated neutrophils

and are thus able to prevent inappropriate proteolysis of lung tissue by NE. Conditions that increase neutrophil accumulation and activation in the lung, such as respiratory infection and smoking, will in turn increase levels of NE. However, individuals who are severely deficient in endogenous A₁-PI are unable to maintain an appropriate antiprotease defense and are thereby subject to more rapid proteolysis of the alveolar walls leading to chronic lung disease. ZEMAIRA serves as A₁-PI augmentation therapy in this patient population, acting to increase and maintain serum levels and ELF levels of A₁-PI.

12.2 Pharmacodynamics

Weekly repeated infusions of A₁-PI at a dose of 60 mg/kg lead to serum A₁-PI levels above the historical target threshold of 11 µM.

The clinical benefit of the increased blood levels of A₁-PI at the recommended dose has not been established for any A₁-PI product.

12.3 Pharmacokinetics

A double-blind, randomized, active-controlled, crossover pharmacokinetic study was conducted in 13 males and 5 females with A₁-PI deficiency, ranging in age from 36 to 66 years. Nine subjects received a single 60 mg/kg dose of ZEMAIRA followed by Prolastin, and 9 subjects received Prolastin followed by a single 60 mg/kg dose of ZEMAIRA, with a wash-out period of 35 days between doses. A total of 13 post-infusion serum samples were taken at various time points up to Day 21. Table 6 shows the mean results for the ZEMAIRA pharmacokinetic parameters.

Table 6. Pharmacokinetic Parameters for Antigenic A₁-PI in 18 Subjects Following a Single 60 mg/kg Dose of ZEMAIRA

Pharmacokinetic Parameter	Mean (SD)*
Area under the curve (AUC _{0-∞})	144 (±27) µM × day
Maximum concentration (C _{max})	44.1 (±10.8) µM
Terminal half-life (t _{1/2β})	5.1 (±2.4) days
Total clearance	603 (±129) mL/day
Volume of distribution at steady state	3.8 (±1.3) L

* n=18 subjects.

13 NONCLINICAL TOXICOLOGY

13.1 Carcinogenesis, Mutagenesis, Impairment of Fertility

Long-term studies in animals to evaluate carcinogenesis, mutagenesis, or impairment of fertility have not been conducted.

13.2 Animal Toxicology and/or Pharmacology

In a safety pharmacology study, dogs were administered a 60 or 240 mg/kg intravenous dose of ZEMAIRA. At the clinical dose of 60 mg/kg, no changes in cardiovascular and

respiratory parameters or measured hematology, blood chemistry, or electrolyte parameters were attributed to the administration of ZEMAIRA. A minor transient decrease in femoral resistance and increase in blood flow were observed after administration of the 240 mg/kg dose.

In single-dose studies, mice and rats were administered a 0, 60, 240, or 600 mg/kg intravenous dose of ZEMAIRA and observed twice daily for 15 days. No signs of toxicity were observed up to 240 mg/kg. Transient signs of distress were observed in male mice and in male and female rats after administration of the highest dose (600 mg/kg).

In repeat-dose toxicity studies, rats and rabbits received 0, 60, or 240 mg/kg intravenous doses of ZEMAIRA once daily for 5 consecutive days. No treatment-related effects on clinical signs, body weight, hematology, coagulation, or urinalysis were observed in rats administered up to 240 mg/kg. No signs of toxicity were observed in rabbits administered 60 mg/kg. Changes in organ weights and minimal epidermal ulceration were observed in rabbits administered 240 mg/kg, but had no clinical effects.

The local tolerance of ZEMAIRA was evaluated in rabbits following intravenous, perivenous, and intraarterial administration. No treatment-related local adverse reactions were observed.

14 CLINICAL STUDIES

Clinical trials were conducted pre-licensure with ZEMAIRA in 89 subjects (59 males and 30 females). The subjects ranged in age from 29 to 68 years (median age 49 years). Ninety-seven percent of the treated subjects had the PiZZ phenotype of A₁-PI deficiency, and 3% had the M_{MALTON} phenotype. At screening, serum A₁-PI levels were between 3.2 and 10.1 μM (mean of 5.6 μM). The objectives of the clinical trials were to demonstrate that ZEMAIRA augments and maintains serum levels of A₁-PI above 11 μM (80 mg/dL) and increases A₁-PI levels in ELF of the lower lung.

In a double-blind, controlled clinical trial to evaluate the safety and efficacy of ZEMAIRA, 44 subjects were randomized to receive 60 mg/kg of either ZEMAIRA or Prolastin once weekly for 10 weeks. After 10 weeks, subjects in both groups received ZEMAIRA for an additional 14 weeks. Subjects were followed for a total of 24 weeks to complete the safety evaluation [see *Adverse Reactions (6.1)*]. The mean trough serum A₁-PI levels at steady state (Weeks 7-11) in the ZEMAIRA-treated subjects were statistically equivalent to those in the Prolastin-treated subjects within a range of ±3 μM. Both groups were maintained above 11 μM. The mean (range and standard deviation [SD]) of the steady state trough serum antigenic A₁-PI level for ZEMAIRA-treated subjects was 17.7 μM (range 13.9 to 23.2, SD 2.5) and for Prolastin-treated subjects was 19.1 μM (range 14.7 to 23.1, SD 2.2). The difference between the ZEMAIRA and the Prolastin groups was not considered clinically significant and may be related to the higher specific activity of ZEMAIRA.

In a subgroup of subjects enrolled in the trial (10 ZEMAIRA-treated subjects and 5 Prolastin-treated subjects), bronchoalveolar lavage was performed at baseline and at Week 11. Four A₁-PI related analytes in ELF were measured: antigenic A₁-PI, A₁-PI:NE complexes, free NE, and functional A₁-PI (ANEC). A blinded retrospective analysis, which revised the prospectively established acceptance criteria showed that within each treatment group, ELF levels of antigenic A₁-PI and A₁-PI:NE complexes increased from baseline to Week 11 (Table 7). Free elastase was immeasurably low in all samples. The

post-treatment ANEC values in ELF were not significantly different between the ZEMAIRA-treated and Prolastin-treated subjects (mean 1725 nM vs. 1418 nM). No conclusions can be drawn about changes of ANEC values in ELF during the trial period as baseline values in the ZEMAIRA-treated subjects were unexpectedly high. No A₁-PI analytes showed any clinically significant differences between the ZEMAIRA and Prolastin treatment groups.

Table 7. Change in ELF From Baseline to Week 11 in a Subgroup Analysis

Analyte	Treatment	Mean Change From Baseline	90% CI
A ₁ -PI (nM)	ZEMAIRA*	1358.3	822.6 to 1894.0
	Prolastin†	949.9	460.0 to 1439.7
ANEC (nM)	ZEMAIRA	-588.1	-2032.3 to 856.1
	Prolastin	497.5	-392.3 to 1387.2
A ₁ -PI:NE Complexes (nM)	ZEMAIRA	118.0	39.9 to 196.1
	Prolastin	287.1	49.8 to 524.5

CI, confidence interval.

* n=10 subjects.

† n=5 subjects.

The clinical efficacy of ZEMAIRA or any A₁-PI product in influencing the course of pulmonary emphysema or pulmonary exacerbations has not been demonstrated in adequately powered, randomized, controlled clinical trials.

15 REFERENCES

1. Anthonisen NR, Connett, JE, Kiley, JP, et al. Effects of Smoking Intervention and the Use of an Inhaled Anticholinergic Bronchodilator and on the Rate of Decline of FEV₁ – The Lung Study. *JAMA*. 1994;272(19):1497-1505.
2. Turino GM, Barker AF, Brantly ML, et al. Clinical features of individuals with PI*SZ phenotype of α_1 -antitrypsin deficiency. *Am J Respir Crit Care Med*. 1996;154:1718-1725.
3. Stoller JK, Brantly M, et al. Formation and current results of a patient-organized registry for α_1 -antitrypsin deficiency. *Chest*. 2000;118(3):843-848.
4. McElvaney NG, Stoller JK, et al. Baseline characteristics of enrollees in the National Heart, Lung, and Blood Institute Registry of α_1 -Antitrypsin Deficiency. *Chest*. 1997;111:394-403.
5. Crystal RG. α_1 -antitrypsin deficiency, emphysema, and liver disease; genetic basis and strategies for therapy. *J Clin Invest*. 1990;85:1343-1352.
6. World Health Organization. Alpha-1-antitrypsin deficiency; Report of a WHO Meeting. Geneva. 18-20 March 1996.
7. Eriksson S. Pulmonary emphysema and alpha₁-antitrypsin deficiency. *ACTA Med Scand*. 1964;175(2):197-205.
8. Eriksson S. Studies in α_1 -antitrypsin deficiency. *ACTA Med Scan Suppl*. 1965;432:1-85.
9. Gadek JE, Crystal RG. α_1 -antitrypsin deficiency. In: Stanbury JB, Wyngaarden JB, Frederickson DS, et al., eds. *The Metabolic Basis of Inherited Disease*. 5th ed. New

York, NY: McGraw-Hill; 1983:1450-1467.

10. American Thoracic Society. Guidelines for the approach to the patient with severe hereditary alpha-1-antitrypsin deficiency. *Am Rev Respir Dis*. 1989;140:1494-1497.
11. Gadek JE, Fells GA, Zimmerman RL, Rennard SI, Crystal RG. Antielastases of the human alveolar structures; implications for the protease-antiprotease theory of emphysema. *J Clin Invest*. 1981;68:889-898.

16 HOW SUPPLIED/STORAGE AND HANDLING

ZEMAIRA is supplied in a single-dose vial containing the amount of functionally active A₁-PI printed on the vial label and carton.

The product presentations include a package insert and the following components. Not made with natural rubber latex.

Table 8: How Supplied

Presentation	Kit NDC Number	Components
1000 mg of functionally active A ₁ -PI	0053-7201-02	<ul style="list-style-type: none">• ZEMAIRA in a single-dose vial [NDC 0053-7211-01]• 20 mL vial of Sterile Water for Injection, USP [NDC 0053-7653-20]• One Mix2Vial filter transfer set for reconstitution
4000 mg of functionally active A ₁ -PI	0053-7202-02	<ul style="list-style-type: none">• ZEMAIRA in a single-dose vial [NDC 0053-7212-01]• 76 mL vial of Sterile Water for Injection, USP [NDC 0053-7653-80]• One Mix2Vial filter transfer set for reconstitution
5000 mg of functionally active A ₁ -PI	0053-7203-02	<ul style="list-style-type: none">• ZEMAIRA in a single-dose vial [NDC 0053-7213-01]• 95 mL vial of Sterile Water for Injection, USP [NDC 0053-7653-12]• One Mix2Vial filter transfer set for reconstitution

Storage and Handling

- When stored up to 25°C (77°F), ZEMAIRA is stable for the period indicated by the expiration date on its vial label and carton.
- Avoid freezing, which may damage the diluent vial.
- Discard any unused product and all used disposable supplies.

17 PATIENT COUNSELING INFORMATION

- Inform patients of the early signs of hypersensitivity reactions to ZEMAIRA (including hives, generalized urticaria, tightness of the chest, dyspnea, wheezing, faintness, hypotension, and anaphylaxis). Advise patients to discontinue use of ZEMAIRA and contact their physician and/or seek immediate emergency care, depending on the severity of the reaction, if these symptoms occur [see *Warnings and Precautions (5.2)*].
- Inform patients that because ZEMAIRA is made from human blood, it may carry a risk of transmitting infectious agents, e.g., viruses, the variant Creutzfeldt-Jakob disease (vCJD) agent and, theoretically, the Creutzfeldt-Jakob disease (CJD) agent [see *Warnings and Precautions (5.3)*].
- Inform patients that administration of ZEMAIRA has been demonstrated to raise the plasma level of A₁-PI, but that the effect of this augmentation on the frequency of pulmonary exacerbations and on the rate of progression of emphysema has not been established by clinical trials.
- Dizziness may occur following the administration of ZEMAIRA; therefore, patients should rest for a while immediately following an infusion.

Manufactured by:

CSL Behring LLC

Kankakee, IL 60901 USA

US License No. 1767

For patent information: <http://www.cslbehring.com/products/patents>

Prolastin is a registered trademark of Grifols Therapeutics Inc.

Mix2Vial[®] is a registered trademark of West Pharma. Services IL, Ltd., a subsidiary of West Pharmaceuticals Services, Inc.

PRINCIPAL DISPLAY PANEL - Kit Carton

NDC 0053-7201-02

One single dose vial with diluent

1000 mg Range

**Alpha₁-Proteinase Inhibitor
(Human)**

***Zemaira*[®]**

For Intravenous Administration Only

Rx only

This package contains one vial of Zemaira[®], one vial of Sterile Water for Injection, USP and one Mix2Vial[®] filter transfer set for reconstitution.

Storage: Zemaira[®] stored up to 25°C (77°F) is stable for the period indicated by the expiration date on the label. Avoid freezing, which may damage the diluent vial.

Manufactured by:
CSL Behring LLC
Kankakee, IL 60901 USA
US License No. 1767

CSL Behring

66541-01

GTIN 01234567890123
UPC 0123456789012
NDC 0053-7201-02
S/N 12345678901234567890
mg / vial 9999

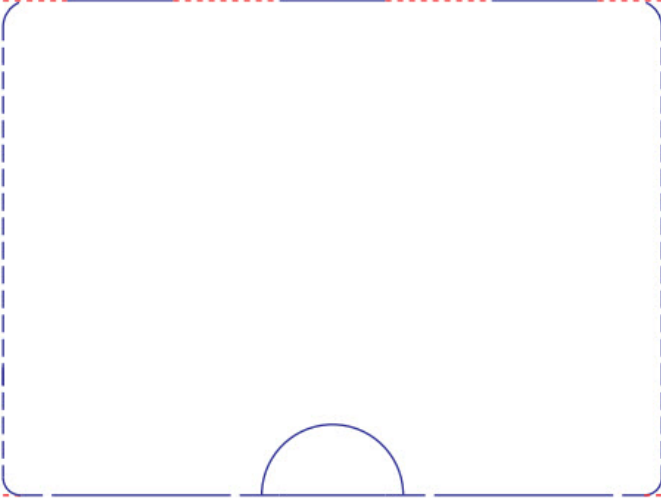



1000 mg Range

NDC 0053-7201-02

One single dose vial with diluent

**Alpha₁-Proteinase Inhibitor
(Human)**
Zemaira[®]



1000 mg Range

NDC 0053-7201-02

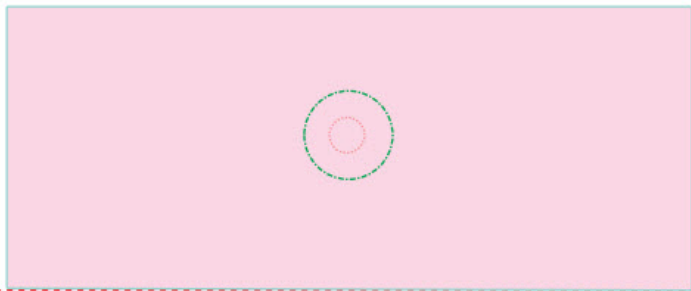
One single dose vial with diluent

**Alpha₁-Proteinase Inhibitor
(Human)**
Zemaira[®]

To enroll in the confidential industry-wide Patient Notification System, call 1-888-873-2838.
US Patent No. 8,124,736
US Patent No. 8,722,624



CSL Behring



(01) 003005372015



CSL Behring

1000 mg Range

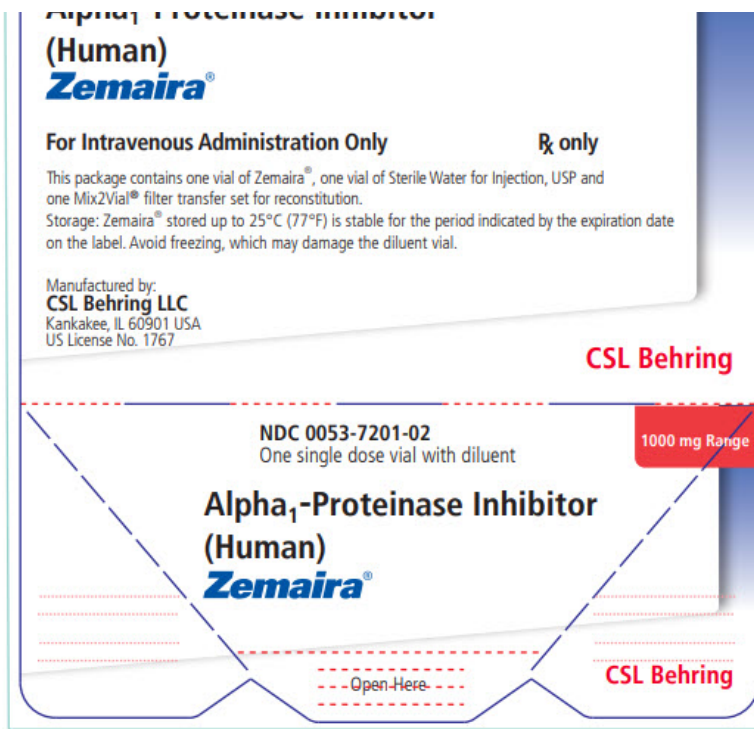
NDC 0053-7201-02

One single dose vial with diluent

Alpha₁-Proteinase Inhibitor

1000 mg Range

Dosage and Administration: see enclosed package insert. Reconstitute with accompanying volume of Sterile Water for Injection, USP; See insert for directions under **Reconstitution**. Administer at room temperature within 3 hours of reconstitution. Contains no preservative.
Not made of natural rubber latex.
This product is prepared from large pools of human plasma which may contain the causative agents of hepatitis and other viral diseases. See package insert **Warnings and Precautions**.
Following reconstitution with 20 mL of Sterile Water for Injection, USP, the Zemaira[®] solution contains 73 to 89 mM sodium, 33 to 42 mM chloride, 15 to 20 mM phosphate, and 121 to 168 mM mannitol. Hydrochloric acid and/or sodium hydroxide may have been added to adjust pH.
MikzVial[®] made in Israel.
Sterile Water for Injection, USP made in Germany.



PRINCIPAL DISPLAY PANEL - 4000 mg Range - Kit Carton

NDC 0053-7202-02

One single-dose vial with diluent

4000 mg Range

Alpha₁-Proteinase Inhibitor
(Human)

Zemaira[®]

For Intravenous Administration Only
Rx only

This package contains one single-dose vial of Zemaira[®], one vial of Sterile Water for Injection, USP and one Mix2Vial[®] filter transfer set for reconstitution.

Storage: Zemaira[®] stored up to 25°C (77°F) is stable for the period indicated by the expiration date on the label.

Avoid freezing, which may damage the diluent vial.

Manufactured by:
CSL Behring LLC
Kankakee, IL 60901 USA
US License No. 1767

CSL Behring

REG-8673-02

GTIN 00000000000000
S/N 00000000000000
MFG 000000000000
EXP YYYY/WW/DD
MFR/PL 0000



Alpha₁-Proteinase Inhibitor (Human)

Zemaira

4000 mg Range
NDC 0053-7202-02
One single-dose vial with diluent

0053-7202-02

4000 mg Range

4000 mg Range



Dosage and Administration: see enclosed package insert.
Reconstitute with accompanying volume of Sterile Water for Injection, USP.
See insert for directions under **Reconstitution**.
Administer at room temperature within 3 hours of reconstitution.
Contains no preservative.
Not made of natural rubber latex.

This product is prepared from large pools of human plasma which may contain the causative agents of hepatitis and other viral diseases. See package insert **Warnings and Precautions**.
Following reconstitution with 76 mL of Sterile Water for Injection, USP, the Zemaira[®] solution contains 73 to 89 mg sodium, 30 to 39 mEq chloride, 15 to 20 mEq phosphate, and 121 to 168 mEq mannitol. Hydrochloric acid and/or sodium hydroxide may have been added to adjust pH.

CSL Behring
Mitsubishi made in Israel.

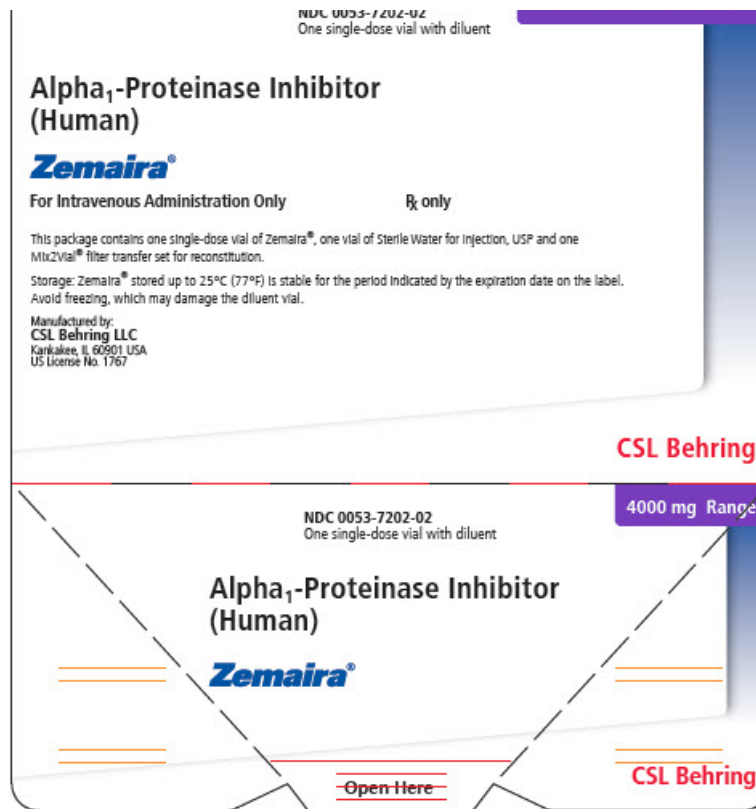
Alpha₁-Proteinase Inhibitor (Human)

Zemaira

For additional information, please contact:
Specialist Information:
System call 1-888-872-2828
<http://www.cslbehring.com/roducts/zemaira>



CSL Behring



PRINCIPAL DISPLAY PANEL - 4000 mg Vial Label

Pull
Down

4000 mg Range

NDC 0053-7212-01

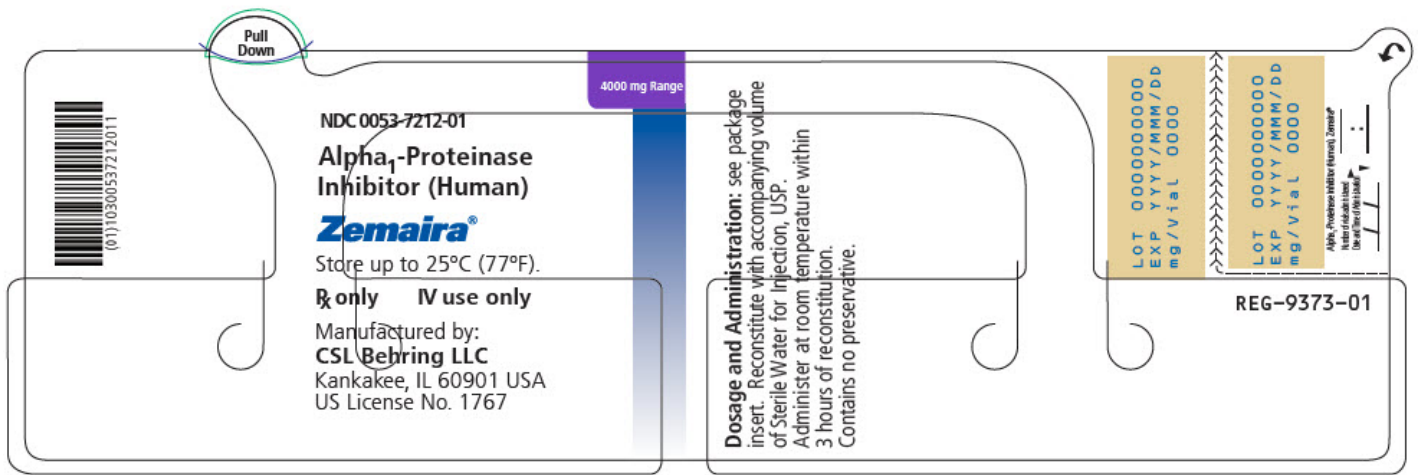
Alpha₁-Proteinase
Inhibitor (Human)

Zemaira[®]

Store up to 25°C (77°F).

Rx only
IV use only

Manufactured by:
CSL Behring LLC
Kankakee, IL 60901 USA
US License No. 1767



PRINCIPAL DISPLAY PANEL - 5000 mg Range - Kit Carton

NDC 0053-7203-02

One single dose vial with diluent

5000 mg Range

Alpha₁-Proteinase Inhibitor
(Human)

Zemaira®

For Intravenous Administration Only
Rx only

This package contains one vial of Zemaira®, one vial of Sterile Water for Injection, USP and one Mix2Vial® filter transfer set for reconstitution.

Storage: Zemaira® stored up to 25°C (77°F) is stable for the period indicated by the expiration date on the label.

Avoid freezing, which may damage the diluent vial.

Manufactured by:
CSL Behring LLC
Kankakee, IL 60901 USA
US License No. 1767

CSL Behring

G0968-01

CTIN 01234567890123
LOT A12345678
S/N 12345678901234567890
Ag/Vial 0999



Alpha₁-Proteinase Inhibitor (Human)



5000 mg Range

NDC 0053-7203-02

One single dose vial with diluent

NDC 0053-7203-02

One single dose vial with diluent

5000 mg Range

Alpha₁-Proteinase Inhibitor (Human)



To enroll in the confidential industry-wide Patient Notification System, call 1-888-873-2838.

US Patent No. 8,134,738
US Patent No. 8,122,624



CSL Behring

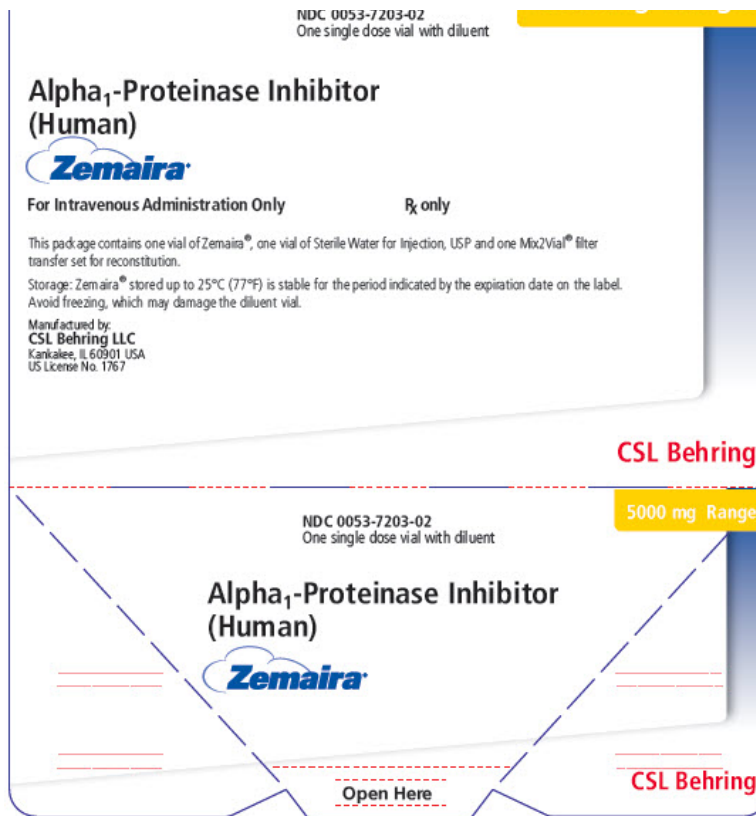


CSL Behring

Dosage and Administration: see enclosed package insert.
See insert for directions under **Reconstitution**.
Administer at room temperature within 3 hours of reconstitution.
Contains no preservative.
Not made of natural rubber latex.
This product is prepared from large pools of human plasma which may contain the causative agents of hepatitis and other viral diseases. See package insert **Warnings and Precautions**.
Following reconstitution with 76 mL of Sterile Water for Injection, USP, the Zemaira[®] solution contains 73 to 89 mM sodium, 33 to 42 mM chloride, 15 to 20 mM phosphate, and 121 to 168 mM mannitol. Hydrochloric acid and/or sodium hydroxide may have been added to adjust pH.
MazVir[®] made in Israel.

5000 mg Range

5000 mg Range



PRINCIPAL DISPLAY PANEL - 5000 mg Vial Label

Pull
Down

5000 mg Range

NDC 0053-7213-01

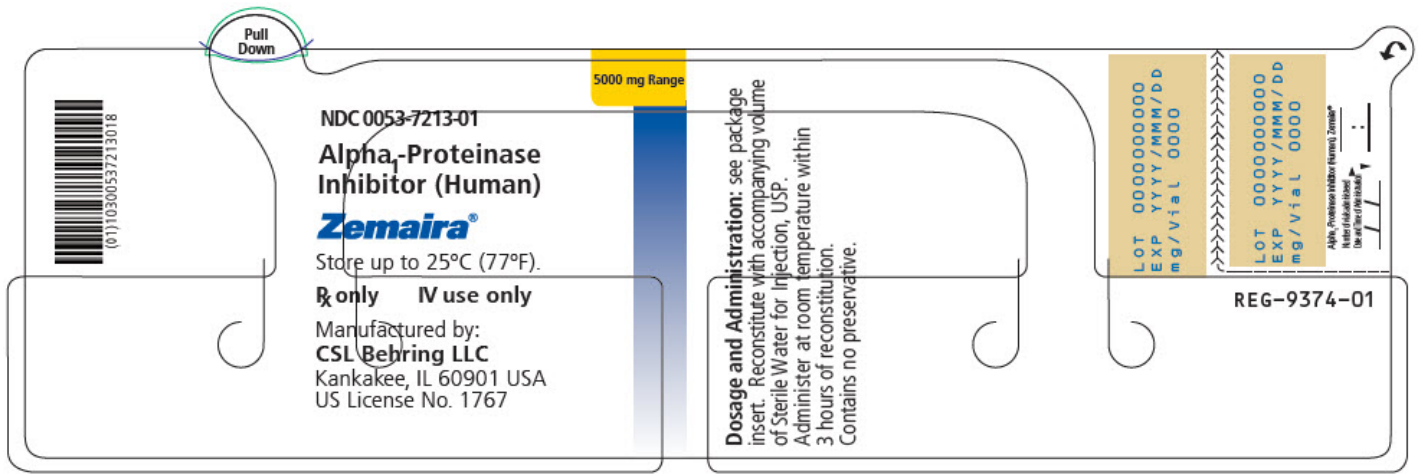
Alpha₁-Proteinase
Inhibitor (Human)

Zemaira[®]

Store up to 25°C (77°F).

Rx only
IV use only

Manufactured by:
CSL Behring LLC
Kankakee, IL 60901 USA
US License No. 1767



ZEMAIRA

alpha-1-proteinase inhibitor human kit

Product Information

Product Type	PLASMA DERIVATIVE	Item Code (Source)	NDC:0053-7201
---------------------	-------------------	---------------------------	---------------

Packaging

#	Item Code	Package Description	Marketing Start Date	Marketing End Date
1	NDC:0053-7201-02	1 in 1 CARTON		

Quantity of Parts

Part #	Package Quantity	Total Product Quantity
Part 1	1 VIAL, SINGLE-DOSE	20 mL
Part 2	1 VIAL, SINGLE-DOSE	20 mL

Part 1 of 2

ALPHA-1-PROTEINASE INHIBITOR HUMAN

alpha-1-proteinase inhibitor human injection, powder, lyophilized, for solution

Product Information

Item Code (Source)	NDC:0053-7211
Route of Administration	INTRAVENOUS

Active Ingredient/Active Moiety

Ingredient Name	Basis of Strength	Strength
.ALPHA.1-PROTEINASE INHIBITOR HUMAN (UNII: F43I3960IS) (.ALPHA.1-	.ALPHA.1-PROTEINASE	1000 mg

PROTEINASE INHIBITOR HUMAN - UNII:F43I396OIS)

INHIBITOR HUMAN

in 20 mL

Inactive Ingredients

Ingredient Name	Strength
Sodium Chloride (UNII: 451W47IQ8X)	44 mg in 20 mL
Sodium Phosphate (UNII: SE337SVY37)	47 mg in 20 mL
Mannitol (UNII: 3OWL53L36A)	525 mg in 20 mL
hydrochloric acid (UNII: QTT17582CB)	
sodium hydroxide (UNII: 55X04QC32I)	

Packaging

#	Item Code	Package Description	Marketing Start Date	Marketing End Date
1	NDC:0053-7211-01	20 mL in 1 VIAL, SINGLE-DOSE; Type 6: Drug/Biologic Combination		

Marketing Information

Marketing Category	Application Number or Monograph Citation	Marketing Start Date	Marketing End Date
BLA	BLA125078	07/08/2003	

Part 2 of 2**DILUENT**

water injection

Product Information

Item Code (Source)	NDC:0053-7653
Route of Administration	INTRAVENOUS

Inactive Ingredients

Ingredient Name	Strength
Water (UNII: 059QF0KO0R)	

Packaging

#	Item Code	Package Description	Marketing Start Date	Marketing End Date
1	NDC:0053-7653-20	20 mL in 1 VIAL, SINGLE-DOSE; Type 6: Drug/Biologic Combination		

Marketing Information

Marketing Category	Application Number or Monograph Citation	Marketing Start Date	Marketing End Date
BLA	BLA125078	07/08/2003	

Marketing Information

Marketing Category	Application Number or Monograph Citation	Marketing Start Date	Marketing End Date
BLA	BLA125078	07/08/2003	

ZEMAIRA

.alpha.1-proteinase inhibitor human kit

Product Information

Product Type	PLAS MA DERIVATIVE	Item Code (Source)	NDC:0053-7202
--------------	--------------------	--------------------	---------------

Packaging

#	Item Code	Package Description	Marketing Start Date	Marketing End Date
1	NDC:0053-7202-02	1 in 1 CARTON		

Quantity of Parts

Part #	Package Quantity	Total Product Quantity
Part 1	1 VIAL, SINGLE-USE	76 mL
Part 2	1 VIAL, SINGLE-USE	76 mL

Part 1 of 2

.ALPHA.1-PROTEINASE INHIBITOR HUMAN

.alpha.1-proteinase inhibitor human injection, powder, lyophilized, for solution

Product Information

Item Code (Source)	NDC:0053-7212
Route of Administration	INTRAVENOUS

Active Ingredient/Active Moiety

Ingredient Name	Basis of Strength	Strength
.ALPHA.1-PROTEINASE INHIBITOR HUMAN (UNII: F43I396OIS) (.ALPHA.1-PROTEINASE INHIBITOR HUMAN - UNII:F43I396OIS)	.ALPHA.1-PROTEINASE INHIBITOR HUMAN	4000 mg in 76 mL

Inactive Ingredients

Ingredient Name	Strength
Sodium Chloride (UNII: 451W47IQ8X)	
Mannitol (UNII: 3OWL53L36A)	
hydrochloric acid (UNII: QTT17582CB)	
sodium hydroxide (UNII: 55X04QC32I)	

Packaging

#	Item Code	Package Description	Marketing Start Date	Marketing End Date
1	NDC:0053-7212-01	76 mL in 1 VIAL, SINGLE-USE; Type 6: Drug/Biologic Combination		

Marketing Information

Marketing Category	Application Number or Monograph Citation	Marketing Start Date	Marketing End Date
BLA	BLA125078	04/24/2019	

Part 2 of 2

DILUENT

water injection

Product Information

Item Code (Source)	NDC:0053-7653
Route of Administration	INTRAVENOUS

Inactive Ingredients

Ingredient Name	Strength
Water (UNII: 059QF0KO0R)	

Packaging

#	Item Code	Package Description	Marketing Start Date	Marketing End Date
1	NDC:0053-7653-80	76 mL in 1 VIAL, SINGLE-USE; Type 6: Drug/Biologic Combination		

Marketing Information

Marketing Category	Application Number or Monograph Citation	Marketing Start Date	Marketing End Date
BLA	BLA125078	04/24/2019	

Marketing Information

Marketing Category	Application Number or Monograph Citation	Marketing Start Date	Marketing End Date
BLA	BLA125078	04/24/2019	

ZEMAIRA

.alpha.1-proteinase inhibitor human kit

Product Information

Product Type	PLASMA DERIVATIVE	Item Code (Source)	NDC:0053-7203
--------------	-------------------	--------------------	---------------

Packaging

#	Item Code	Package Description	Marketing Start Date	Marketing End Date
1	NDC:0053-7203-02	1 in 1 CARTON		

Quantity of Parts

Part #	Package Quantity	Total Product Quantity
Part 1	1 VIAL, SINGLE-USE	95 mL
Part 2	1 VIAL, SINGLE-USE	95 mL

Part 1 of 2

.ALPHA.1-PROTEINASE INHIBITOR HUMAN

.alpha.1-proteinase inhibitor human injection, powder, lyophilized, for solution

Product Information

Item Code (Source)	NDC:0053-7213
Route of Administration	INTRAVENOUS

Active Ingredient/Active Moiety

Ingredient Name	Basis of Strength	Strength
.ALPHA.1-PROTEINASE INHIBITOR HUMAN (UNII: F43I396OIS) (.ALPHA.1-PROTEINASE INHIBITOR HUMAN - UNII:F43I396OIS)	.ALPHA.1-PROTEINASE INHIBITOR HUMAN	5000 mg in 95 mL

Inactive Ingredients

Ingredient Name	Strength
Sodium Chloride (UNII: 451W47IQ8X)	
Mannitol (UNII: 3OWL53L36A)	
hydrochloric acid (UNII: QTT17582CB)	
sodium hydroxide (UNII: 55X04QC32I)	

Packaging

#	Item Code	Package Description	Marketing Start Date	Marketing End Date
1	NDC:0053-7213-01	95 mL in 1 VIAL, SINGLE-USE; Type 6: Drug/Biologic Combination		

Marketing Information

Marketing Category	Application Number or Monograph Citation	Marketing Start Date	Marketing End Date
BLA	BLA125078	04/24/2019	

Part 2 of 2

DILUENT

water injection

Product Information

Item Code (Source)	NDC:0053-7653
Route of Administration	INTRAVENOUS

Inactive Ingredients

Ingredient Name	Strength
Water (UNII: 059QF0KO0R)	

Packaging

#	Item Code	Package Description	Marketing Start Date	Marketing End Date
1	NDC:0053-7653-12	95 mL in 1 VIAL, SINGLE-USE; Type 6: Drug/Biologic Combination		

Marketing Information

Marketing Category	Application Number or Monograph Citation	Marketing Start Date	Marketing End Date
BLA	BLA125078	04/24/2019	

Marketing Information			
Marketing Category	Application Number or Monograph Citation	Marketing Start Date	Marketing End Date
BLA	BLA125078	04/24/2019	

Labeler - CSL Behring LLC (058268293)

Establishment			
Name	Address	ID/FEI	Business Operations
CSL Behring LLC		058268293	MANUFACTURE(0053-7201, 0053-7202, 0053-7203)

Revised: 2/2024

CSL Behring LLC