

**PILOCARPINE HYDROCHLORIDE- pilocarpine hydrochloride solution/ drops**  
**Amneal Pharmaceuticals NY LLC**

-----

**HIGHLIGHTS OF PRESCRIBING INFORMATION**

**These highlights do not include all the information needed to use PILOCARPINE HYDROCHLORIDE OPHTHALMIC SOLUTION safely and effectively. See full prescribing information for PILOCARPINE HYDROCHLORIDE OPHTHALMIC SOLUTION.**

**PILOCARPINE hydrochloride ophthalmic solution**

**Initial U.S. Approval: 1974**

----- **INDICATIONS AND USAGE** -----

Pilocarpine hydrochloride ophthalmic solution is a muscarinic cholinergic agonist indicated for:

- The reduction of elevated intraocular pressure (IOP) in patients with open-angle glaucoma or ocular hypertension. (1.1)
- The management of acute angle-closure glaucoma. (1.2)
- The prevention of postoperative elevated IOP associated with laser surgery. (1.3)
- The induction of miosis. (1.4)

----- **DOSAGE AND ADMINISTRATION** -----

- Instill one drop in the eye(s) up to four times daily. (2)

----- **DOSAGE FORMS AND STRENGTHS** -----

- Solution containing 1% (10 mg/mL), 2% (20 mg/mL) or 4% (40 mg/mL) pilocarpine hydrochloride. (3)

----- **CONTRAINDICATIONS** -----

None. (4)

----- **WARNINGS AND PRECAUTIONS** -----

- Poor illumination: Exercise caution in night driving and other hazardous occupations in poor illumination. (5.1)
- Pre-existing retinal disease: Rare cases of retinal detachment have been reported; a thorough examination of the retina including funduscopy is advised in all patients prior to the initiation of therapy. (5.2)
- Iritis: Caution is advised in patients with iritis. (5.3)
- Congenital glaucoma: Caution is advised in pediatric patients with primary congenital glaucoma for control of IOP as cases of a paradoxical increase in IOP have been reported. (5.4)

----- **ADVERSE REACTIONS** -----

Most common adverse reactions are headache/browache, accommodative change, eye irritation, eye pain, blurred vision, and/or visual impairment. (6.1)

**To report SUSPECTED ADVERSE REACTIONS, contact Amneal Pharmaceuticals at 1-877-835-5472 or FDA at 1-800-FDA-1088 or [www.fda.gov/medwatch](http://www.fda.gov/medwatch).**

See 17 for **PATIENT COUNSELING INFORMATION**.

**Revised: 9/2020**

---

**FULL PRESCRIBING INFORMATION: CONTENTS\***

**1 INDICATIONS AND USAGE**

- 1.1 Reduction of Elevated Intraocular Pressure (IOP) in Patients with Open-Angle Glaucoma or Ocular Hypertension
- 1.2 Management of Acute Angle-Closure Glaucoma
- 1.3 Prevention of Postoperative Elevated IOP Associated with Laser Surgery
- 1.4 Induction of Miosis

**2 DOSAGE AND ADMINISTRATION**

- 2.1 Reduction of Elevated Intraocular Pressure (IOP) in Patients with Open-Angle Glaucoma or

Ocular Hypertension

2.2 Management of Acute Angle-Closure Glaucoma

2.3 Prevention of Postoperative Elevated IOP Associated with Laser Surgery

2.4 Induction of Miosis

2.5 Use with Other Topical Ophthalmic Medications

2.6 Use in Pediatric Patients

### **3 DOSAGE FORMS AND STRENGTHS**

### **4 CONTRAINDICATIONS**

### **5 WARNINGS AND PRECAUTIONS**

5.1 Poor Illumination

5.2 Pre-existing Retinal Disease

5.3 Iritis

5.4 Primary Congenital Glaucoma

5.5 Contact Lens Wear

### **6 ADVERSE REACTIONS**

### **8 USE IN SPECIFIC POPULATIONS**

8.1 Pregnancy

8.3 Nursing Mothers

8.4 Pediatric Use

8.5 Geriatric Use

### **10 OVERDOSAGE**

### **11 DESCRIPTION**

### **12 CLINICAL PHARMACOLOGY**

12.1 Mechanism of Action

12.3 Pharmacokinetics

### **13 NONCLINICAL TOXICOLOGY**

13.1 Carcinogenesis, Mutagenesis, Impairment of Fertility

### **14 CLINICAL STUDIES**

### **16 HOW SUPPLIED/STORAGE AND HANDLING**

### **17 PATIENT COUNSELING INFORMATION**

17.1 Avoiding Contamination of the Product

17.2 Night Driving

17.3 Accommodative Spasm

17.4 Contact Lens Wear

17.5 Concomitant Topical Ocular Therapy

17.6 Systemic Exposure

\* Sections or subsections omitted from the full prescribing information are not listed.

---

## **FULL PRESCRIBING INFORMATION**

### **1 INDICATIONS AND USAGE**

**Pilocarpine hydrochloride ophthalmic solution is indicated for the:**

**1.1 Reduction of Elevated Intraocular Pressure (IOP) in Patients with Open-Angle Glaucoma or Ocular Hypertension**

**1.2 Management of Acute Angle-Closure Glaucoma**

**1.3 Prevention of Postoperative Elevated IOP Associated with Laser Surgery**

## **1.4 Induction of Miosis**

## **2 DOSAGE AND ADMINISTRATION**

### **2.1 Reduction of Elevated Intraocular Pressure (IOP) in Patients with Open-Angle Glaucoma or Ocular Hypertension**

One drop of pilocarpine hydrochloride ophthalmic solution 1%, 2% or 4% should be applied topically in the eye(s) up to four times daily. Pilocarpine-naïve patients should be started on the 1% concentration as higher concentrations are often not tolerated initially. The frequency of instillation and concentration of pilocarpine hydrochloride are determined by the severity of the elevated intraocular pressure and miotic response of the patient.

To limit systemic exposure to pilocarpine, patients may be instructed to perform punctal occlusion for 2 minutes after instillation of pilocarpine hydrochloride ophthalmic solution.

### **2.2 Management of Acute Angle-Closure Glaucoma**

Prior to pilocarpine hydrochloride ophthalmic solution use, treatment with secretory suppressants and hyperosmotic agents may be needed to lower IOP below 50 mmHg and relieve iris ischemia.

For initial management of acute angle-closure glaucoma, one drop of pilocarpine hydrochloride ophthalmic solution 1% or 2% may be applied topically in the eye(s) up to three times over a 30-minute period.

If laser iridoplasty or iridomy is used to break the attack, one drop of pilocarpine hydrochloride ophthalmic solution 4% should be administered prior to the procedure. Following laser iridoplasty, one drop of pilocarpine hydrochloride ophthalmic solution 1% should be administered four times daily until an iridotomy can be performed.

### **2.3 Prevention of Postoperative Elevated IOP Associated with Laser Surgery**

One drop of pilocarpine hydrochloride ophthalmic solution 1%, 2% or 4% (or two drops administered five minutes apart) should be applied topically in the eye(s) 15 to 60 minutes prior to surgery.

### **2.4 Induction of Miosis**

One drop of pilocarpine hydrochloride ophthalmic solution 1%, 2% or 4% (or two drops administered five minutes apart) should be applied topically in the eye(s).

### **2.5 Use with Other Topical Ophthalmic Medications**

Pilocarpine hydrochloride ophthalmic solution may be used in combination with beta-blockers, carbonic anhydrase inhibitors, sympathomimetics or hyperosmotic agents. If more than one topical ophthalmic drug is being used, the drugs should be administered at least five (5) minutes apart.

### **2.6 Use in Pediatric Patients**

In children under 2 years of age, one drop of pilocarpine hydrochloride ophthalmic solution 1% should be applied topically in the eye(s) three times daily. Children 2 years of age and over should be dosed as for adults.

For the induction of miosis prior to goniotomy or trabeculotomy in children, one drop of pilocarpine hydrochloride ophthalmic solution 1% or 2% should be applied topically in the eye 15 to 60 minutes prior to surgery.

## **3 DOSAGE FORMS AND STRENGTHS**

Bottle filled with 15 mL of **1%** (10 mg/mL), **2%** (20 mg/mL) or **4%** (40 mg/mL) pilocarpine

hydrochloride, USP sterile ophthalmic solution.

## **4 CONTRAINDICATIONS**

None.

## **5 WARNINGS AND PRECAUTIONS**

### **5.1 Poor Illumination**

Patients should be advised to exercise caution in night driving and other hazardous occupations in poor illumination. In addition, miotics may cause accommodative spasm. Patients should be advised not to drive or use machinery if vision is not clear.

### **5.2 Pre-existing Retinal Disease**

As with all miotics, rare cases of retinal detachment have been reported when used in certain susceptible individuals and those with pre-existing retinal disease; therefore, a thorough examination of the retina including funduscopy is advised in all patients prior to the initiation of therapy.

### **5.3 Iritis**

Pilocarpine hydrochloride ophthalmic solution is not recommended to be used when iritis is present.

### **5.4 Primary Congenital Glaucoma**

Caution is advised when using pilocarpine hydrochloride ophthalmic solution in pediatric patients with primary congenital glaucoma for control of intraocular pressure (IOP) as cases of a paradoxical increase in IOP have been reported. In addition, the use of pilocarpine hydrochloride ophthalmic solution is not recommended in pediatric patients diagnosed with glaucoma secondary to anterior segment dysgenesis or uveitis (especially if uveitis is active).

### **5.5 Contact Lens Wear**

Contact lens wearers should be advised to remove their lenses prior to the instillation of pilocarpine hydrochloride ophthalmic solution and to wait 10 minutes after dosing before reinserting their contact lenses.

## **6 ADVERSE REACTIONS**

### **Clinical Studies Experience**

Because clinical trials are conducted under widely varying conditions, adverse reaction rates observed in the clinical trials of a drug cannot be directly compared to rates in the clinical trials of another drug and may not reflect the rates observed in practice.

The safety data described below reflect exposure in four controlled clinical trials of 90 days to 2 years duration in 317 patients diagnosed with open-angle glaucoma or ocular hypertension. In the four clinical trials, patients were treated with pilocarpine 2%, two to four times daily or with pilocarpine 1%, 1.75% or 2% in fixed combination with betaxolol 0.25%, two or three times daily. The most frequently reported adverse reactions occurring in  $\geq 5\%$  of patients in the pilocarpine 2% populations were: headache/browache, accommodative change, blurred vision, eye irritation, visual impairment (dim, dark, or “jumping” vision), and eye pain.

The adverse reaction profile reported for the use of pilocarpine in pediatric patients is comparable to that seen in adult patients.

## 8 USE IN SPECIFIC POPULATIONS

### 8.1 Pregnancy

Pregnancy Category C.

Animal reproduction studies have not been conducted with pilocarpine hydrochloride. It is also not known whether pilocarpine hydrochloride can cause fetal harm when administered to a pregnant woman or can affect reproduction capacity. Pilocarpine hydrochloride ophthalmic solution should be given to a pregnant woman only if clearly needed.

### 8.3 Nursing Mothers

It is not known whether this drug is excreted in human milk. Because many drugs are excreted in human milk, caution should be exercised when pilocarpine hydrochloride ophthalmic solution is administered to a nursing woman.

### 8.4 Pediatric Use

Safety and effectiveness of pilocarpine hydrochloride ophthalmic solution in pediatric patients have been established.

### 8.5 Geriatric Use

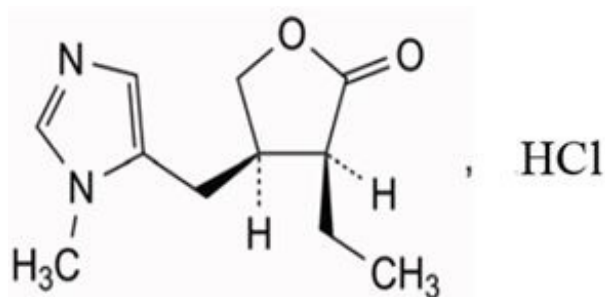
No overall differences in safety or effectiveness have been observed between elderly and younger patients.

## 10 OVERDOSAGE

Systemic toxicity following topical ocular administration of pilocarpine is rare, but occasionally patients who are sensitive may develop sweating and gastrointestinal overactivity following the suggested dosage and administration. Overdosage can produce sweating, salivation, nausea, tremors and slowing of the pulse and a decrease in blood pressure. In moderate overdosage, spontaneous recovery is to be expected and is aided by intravenous fluids to compensate for dehydration. For patients demonstrating severe poisoning, atropine, the pharmacologic antagonist to pilocarpine, should be used.

## 11 DESCRIPTION

Pilocarpine hydrochloride ophthalmic solution, USP is a cholinergic agonist prepared as a sterile topical ophthalmic solution. The active ingredient is represented by the chemical structure:



Established Name: pilocarpine hydrochloride, USP

Chemical Name: 2(3*H*)-furanone, 3-ethylhydro-4-[(1-methyl-1*H*-imidazol-5-yl)-methyl]-monohydrochloride, (3*S*-*cis*).

Molecular Formula:  $C_{11}H_{16}N_2O_2 \cdot HCl$

Molecular Weight: 244.72

Pilocarpine hydrochloride, USP is a white or almost white, crystalline powder or colorless crystals hygroscopic. It is very soluble in water, freely soluble in alcohol, slightly soluble in chloroform and insoluble in ether.

Each mL of pilocarpine hydrochloride ophthalmic solution, USP contains:

**Active:** pilocarpine hydrochloride, USP 1% (10 mg/mL), 2% (20 mg/mL), or 4% (40 mg/mL).

**Preservative:** benzalkonium chloride 0.01%.

**Inactives:** 0.5% hypromellose 2910; boric acid; sodium citrate; sodium chloride (present in 1% product only); hydrochloric acid and/or sodium hydroxide (to adjust pH); water for injection.

Pilocarpine hydrochloride ophthalmic solution, USP has a pH of 3.5 to 5.5 and an osmolality of 270 to 350 mOsm/kg (1% product), 290 to 350 mOsm/kg (2% product) and 500 to 600 mOsm/kg (4% product).

## 12 CLINICAL PHARMACOLOGY

### 12.1 Mechanism of Action

Pilocarpine hydrochloride is a direct acting cholinergic parasympathomimetic agent which acts through direct stimulation of muscarinic receptors and smooth muscle such as the iris and secretory glands. Pilocarpine contracts the ciliary muscle, causing increased tension on the scleral spur and opening of the trabecular meshwork spaces to facilitate outflow of aqueous humor. Outflow resistance is reduced, lowering intraocular pressure (IOP). Pilocarpine also produces miosis through contraction of the iris sphincter muscle. Miosis relieves appositional angle narrowing and closure, which lowers IOP in certain types of angle-closure glaucoma.

### 12.3 Pharmacokinetics

Systemic exposure to pilocarpine was evaluated in 14 healthy subjects administered 2 drops of pilocarpine hydrochloride ophthalmic solution 4% to both eyes four times daily for eight days. A comparison of  $C_{max}$  values on Days 5 and 8 indicated that pilocarpine concentrations in plasma reached steady-state following topical administration of pilocarpine hydrochloride ophthalmic solution 4%. The mean (SD)  $C_{max}$  and  $AUC_{0-last}$  values on Day 8 were 3.7 (3.2) ng/mL and 7.7 (8.4) ng $\times$ hour/mL, respectively. The  $T_{max}$  values on Day 8 ranged from 0.5 to 1 hour.

## 13 NONCLINICAL TOXICOLOGY

### 13.1 Carcinogenesis, Mutagenesis, Impairment of Fertility

There have been no long-term studies done using pilocarpine hydrochloride in animals to evaluate carcinogenic potential.

## 14 CLINICAL STUDIES

In clinical trials reported in the medical literature, pilocarpine ophthalmic solution reduced intraocular pressure (IOP) by 3 mm Hg to 7 mm Hg in patients with open-angle glaucoma. Pilocarpine ophthalmic solution has also been shown to be effective in the induction of miosis, in the prevention of postoperative elevated IOP, and in the management of acute angle-closure glaucoma.

## 16 HOW SUPPLIED/STORAGE AND HANDLING

Pilocarpine Hydrochloride Ophthalmic Solution USP, 1%, 2% and 4% is supplied sterile in natural

low density polyethylene plastic bottles and natural low density polyethylene tips with dark green high density polyethylene caps.

It is available as follows:

**1%:**

15 mL in 15 mL Container: NDC 60219-1745-8

**2%:**

15 mL in 15 mL Container: NDC 60219-1746-8

**4%:**

15 mL in 15 mL Container: NDC 60219-1747-8

**STORAGE:** Store at 15° to 25°C (59° to 77°F) and protect from freezing.

## **17 PATIENT COUNSELING INFORMATION**

### **17.1 Avoiding Contamination of the Product**

Do not touch dropper tip to any surface, as this may contaminate the contents.

### **17.2 Night Driving**

Caution is advised with night driving and when hazardous activities are undertaken in poor illumination.

### **17.3 Accommodative Spasm**

Pilocarpine hydrochloride ophthalmic solution may cause problems when changing focus between near objects and distant objects. Do not drive or use machinery if vision is not clear.

### **17.4 Contact Lens Wear**

Contact lens should be removed prior to the instillation of pilocarpine hydrochloride ophthalmic solution. Wait 10 minutes after dosing before reinserting contact lenses.

### **17.5 Concomitant Topical Ocular Therapy**

If more than one topical ophthalmic medication is being used, the medicines must be administered at least 5 minutes apart.

### **17.6 Systemic Exposure**

To limit exposure to pilocarpine to the eye alone, close eyes gently and apply pressure with finger to the corner of eye by the nose for 2 minutes after instillation of pilocarpine hydrochloride ophthalmic solution.

### **Rx Only**

Manufactured by:

**Amneal Pharmaceuticals Pvt. Ltd.**

### **Parenteral Unit**

Ahmedabad 382213, INDIA

Distributed by:

**Amneal Pharmaceuticals LLC**

Bridgewater, NJ 08807

**PRINCIPAL DISPLAY PANEL**

**NDC 60219-1745-8**

**Pilocarpine hydrochloride ophthalmic solution USP, 1%**

**Rx only**

**Amneal Pharmaceuticals LLC**

**NDC 60219-1745-8**

**Pilocarpine  
Hydrochloride  
Ophthalmic  
Solution, USP**

**1%**

**FOR TOPICAL OPHTHALMIC  
USE ONLY**

**Sterile**

**15 mL**

**Rx only**

**INGREDIENTS:** Each mL contains:

**Active:** Pilocarpine hydrochloride, USP 1%.

**Preservative:** Benzalkonium chloride 0.01%.

**Inactives:** 0.5% hypromellose 2910;  
boric acid; sodium citrate; sodium chloride;  
hydrochloric acid and/or sodium hydroxide  
(to adjust pH); water for injection.

**USUAL DOSAGE:** One drop topically in the  
eye(s) up to four times daily.  
Read enclosed insert.

**STORAGE:** Store at 15° to 25° C (59° to  
77° F) and protect from freezing.

Mfg. Lic. No. G/28/1539

Distributed by:

**Amneal Pharmaceuticals LLC**

Bridgewater, NJ 08807

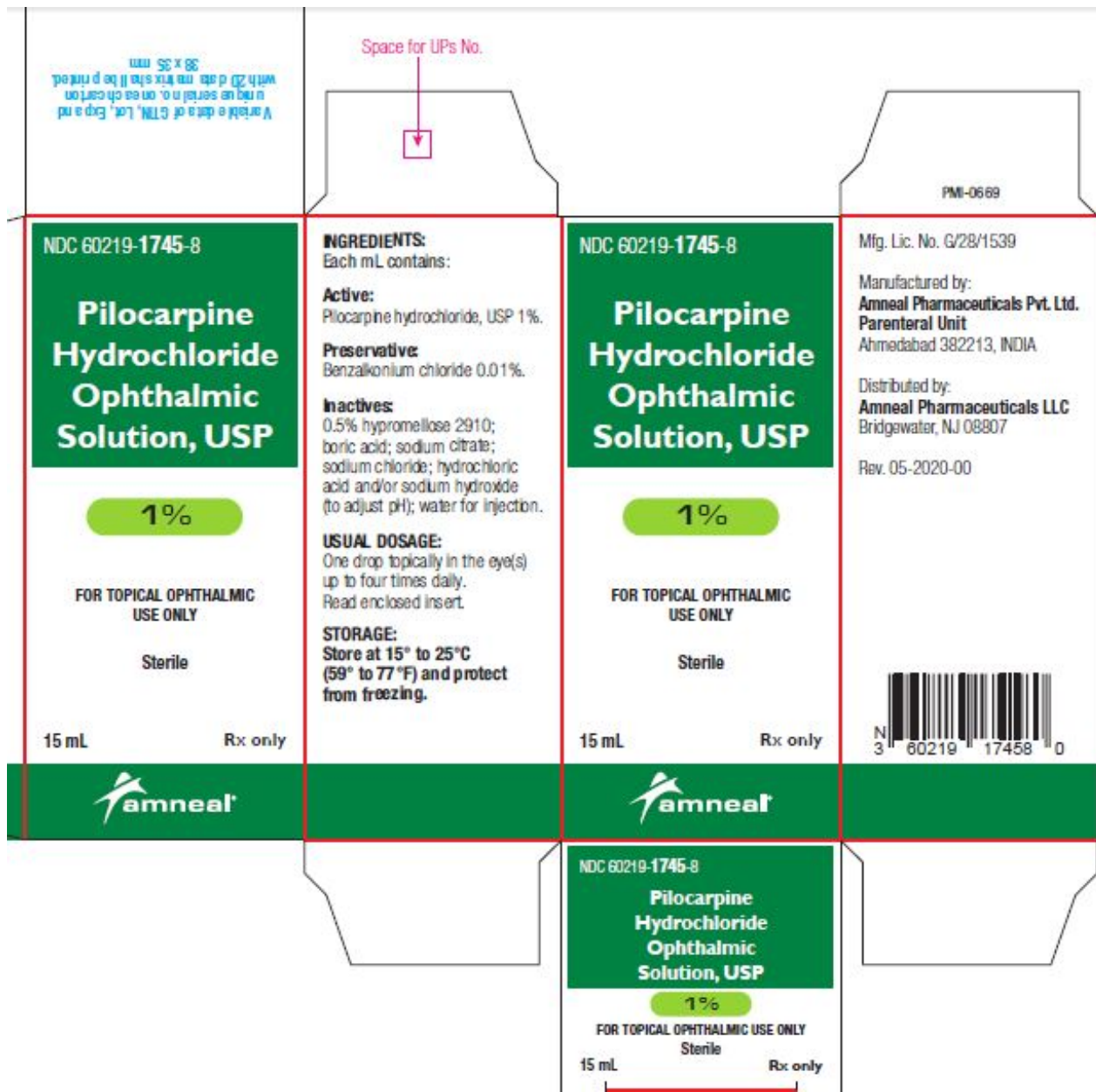
Rev. 05-2020-00

Made in INDIA.



**Unvarnished Area for,  
Lot. & Exp.  
(8 x 28 mm)**





**NDC 60219-1746-8**  
**Pilocarpine hydrochloride ophthalmic solution USP, 2%**  
**Rx only**  
**Amneal Pharmaceuticals LLC**

NDC 60219-1746-8

# Pilocarpine Hydrochloride Ophthalmic Solution, USP

2%

FOR TOPICAL OPHTHALMIC  
USE ONLY

Sterile

15 mL

Rx only

**INGREDIENTS:** Each mL contains:

**Active:** Pilocarpine hydrochloride, USP 2%.

**Preservative:** Benzalkonium chloride 0.01%.

**Inactives:** 0.5% hypromellose 2910;  
boric acid; sodium citrate; hydrochloric acid  
and/or sodium hydroxide (to adjust pH);  
water for injection.

**USUAL DOSAGE:** One drop topically in the  
eye(s) up to four times daily.  
Read enclosed insert.

**STORAGE:** Store at 15° to 25° C (59° to  
77°F) and protect from freezing.

Mfg. Lic. No. G/28/1539

Distributed by:

**Amneal Pharmaceuticals LLC**

Bridgewater, NJ 08807

Rev. 05-2020-00

Made in INDIA.



Unvarnished Area for,  
Lot. & Exp.  
(8 x 28 mm)



**NDC 60219-1747-8**  
**Pilocarpine hydrochloride ophthalmic solution USP, 4%**  
**Rx only**  
**Amneal Pharmaceuticals LLC**

NDC 60219-1747-8

**Pilocarpine  
Hydrochloride  
Ophthalmic  
Solution, USP**

4%

FOR TOPICAL OPHTHALMIC  
USE ONLY

Sterile

15 mL

Rx only

**INGREDIENTS:** Each mL contains:

**Active:** Pilocarpine hydrochloride, USP 4%.

**Preservative:** Benzalkonium chloride 0.01%.

**Inactives:** 0.5% hypromellose 2910;  
boric acid; sodium citrate; hydrochloric acid  
and/or sodium hydroxide (to adjust pH);  
water for injection.

**USUAL DOSAGE:** One drop topically in the  
eye(s) up to four times daily.  
Read enclosed insert.

**STORAGE:** Store at 15° to 25°C (59° to  
77°F) and protect from freezing.

Mfg. Lic. No. G/28/1539

Distributed by:

**Amneal Pharmaceuticals LLC**

Bridgewater, NJ 08807

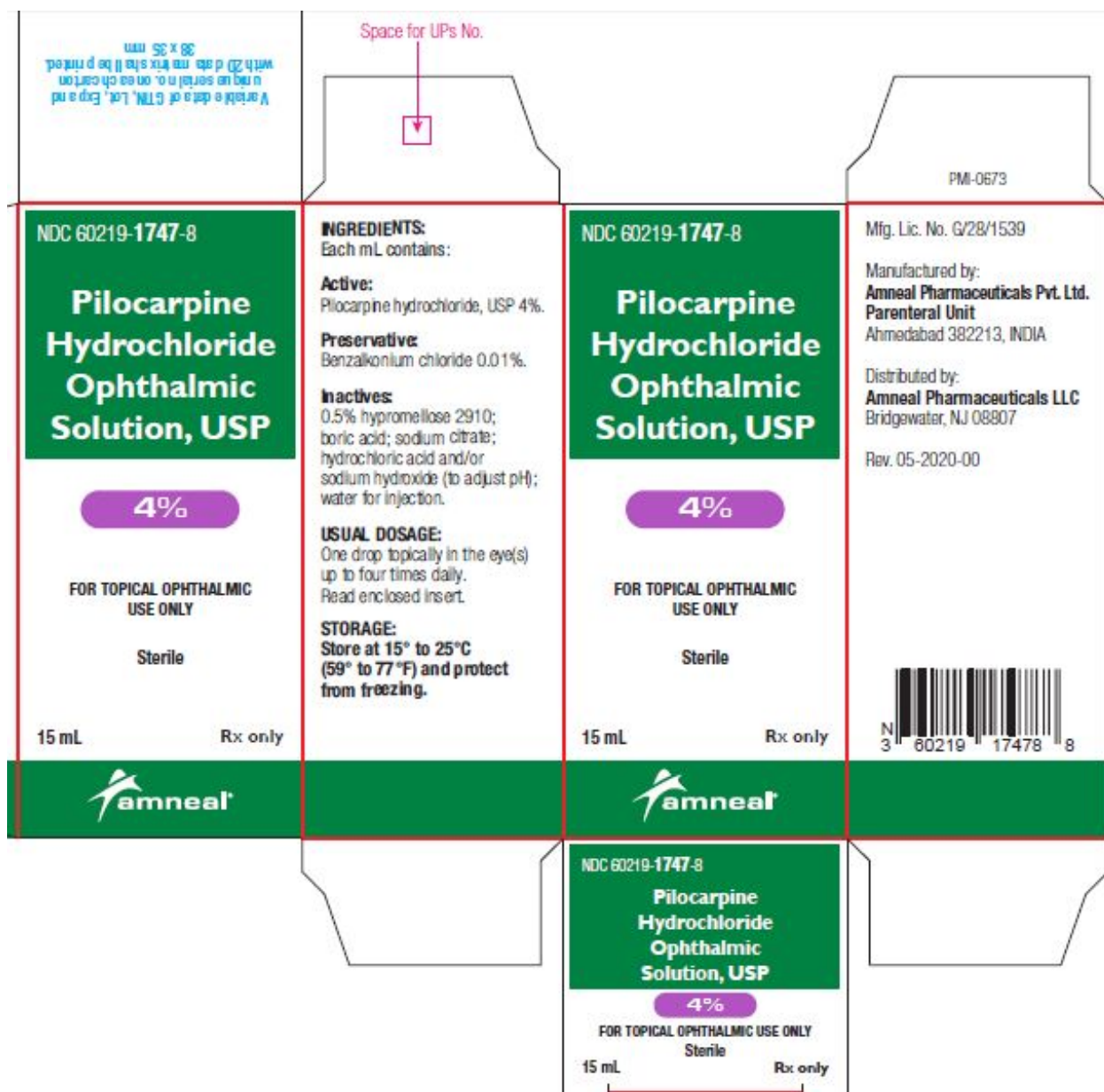
Rev. 05-2020-00

Made in INDIA.



Unvarnished Area for,  
Lot. & Exp.  
(8 x 28 mm)





## PILOCARPINE HYDROCHLORIDE

pilocarpine hydrochloride solution/ drops

### Product Information

<b>Product Type</b>	HUMAN PRESCRIPTION DRUG	<b>Item Code (Source)</b>	NDC:60219-1745
<b>Route of Administration</b>	OPHTHALMIC		

### Active Ingredient/Active Moiety

Ingredient Name	Basis of Strength	Strength
<b>PILOCARPINE HYDROCHLORIDE</b> (UNII: 0 WW6D218 XJ) (PILOCARPINE - UNII:0 1M4Q9 D13)	PILOCARPINE HYDROCHLORIDE	10 mg in 1 mL

## Inactive Ingredients

Ingredient Name	Strength
BENZALKONIUM CHLORIDE (UNII: F5UM2KM3W7)	
BORIC ACID (UNII: R57ZHV85D4)	
HYDROCHLORIC ACID (UNII: QTT17582CB)	
HYPROMELLOSE 2910 (10000 MPAS) (UNII: 0HO1H52958)	
SODIUM CHLORIDE (UNII: 451W47IQ8X)	
SODIUM CITRATE (UNII: 1Q73Q2JULR)	
SODIUM HYDROXIDE (UNII: 55X04QC32I)	
WATER (UNII: 059QF0KO0R)	

## Packaging

#	Item Code	Package Description	Marketing Start Date	Marketing End Date
1	NDC:60219-1745-8	1 in 1 CARTON	09/23/2020	
1		15 mL in 1 BOTTLE; Type 0: Not a Combination Product		

## Marketing Information

Marketing Category	Application Number or Monograph Citation	Marketing Start Date	Marketing End Date
ANDA	ANDA214193	09/23/2020	

## PILOCARPINE HYDROCHLORIDE

pilocarpine hydrochloride solution/ drops

### Product Information

Product Type	HUMAN PRESCRIPTION DRUG	Item Code (Source)	NDC:60219-1746
Route of Administration	OPHTHALMIC		

### Active Ingredient/Active Moiety

Ingredient Name	Basis of Strength	Strength
PILOCARPINE HYDROCHLORIDE (UNII: 0WW6D218XJ) (PILOCARPINE - UNII:01MI4Q9D13)	PILOCARPINE HYDROCHLORIDE	20 mg in 1 mL

## Inactive Ingredients

Ingredient Name	Strength
BENZALKONIUM CHLORIDE (UNII: F5UM2KM3W7)	
BORIC ACID (UNII: R57ZHV85D4)	
HYDROCHLORIC ACID (UNII: QTT17582CB)	
HYPROMELLOSE 2910 (10000 MPAS) (UNII: 0HO1H52958)	
SODIUM CITRATE (UNII: 1Q73Q2JULR)	
SODIUM HYDROXIDE (UNII: 55X04QC32I)	
WATER (UNII: 059QF0KO0R)	

**Packaging**

#	Item Code	Package Description	Marketing Start Date	Marketing End Date
1	NDC:60219-1746-8	1 in 1 CARTON	09/23/2020	
1		15 mL in 1 BOTTLE; Type 0: Not a Combination Product		

**Marketing Information**

Marketing Category	Application Number or Monograph Citation	Marketing Start Date	Marketing End Date
ANDA	ANDA214193	09/23/2020	

**PILOCARPINE HYDROCHLORIDE**

pilocarpine hydrochloride solution/ drops

**Product Information**

Product Type	HUMAN PRESCRIPTION DRUG	Item Code (Source)	NDC:60219-1747
Route of Administration	OPHTHALMIC		

**Active Ingredient/Active Moiety**

Ingredient Name	Basis of Strength	Strength
PILOCARPINE HYDROCHLORIDE (UNII: 0WW6D218XJ) (PILOCARPINE - UNII:01M4Q9D13)	PILOCARPINE HYDROCHLORIDE	40 mg in 1 mL

**Inactive Ingredients**

Ingredient Name	Strength
BENZALKONIUM CHLORIDE (UNII: F5UM2KM3W7)	
BORIC ACID (UNII: R57ZHV85D4)	
HYDROCHLORIC ACID (UNII: QTT17582CB)	
HYPROMELLOSE 2910 (10000 MPAS) (UNII: 0HO1H52958)	
SODIUM CITRATE (UNII: 1Q73Q2JULR)	
SODIUM HYDROXIDE (UNII: 55X04QC32I)	
WATER (UNII: 059QF0K00R)	

**Packaging**

#	Item Code	Package Description	Marketing Start Date	Marketing End Date
1	NDC:60219-1747-8	1 in 1 CARTON	09/23/2020	
1		15 mL in 1 BOTTLE; Type 0: Not a Combination Product		

**Marketing Information**

Marketing Category	Application Number or Monograph Citation	Marketing Start Date	Marketing End Date
--------------------	------------------------------------------	----------------------	--------------------

ANDA	ANDA214193	09/23/2020	
------	------------	------------	--

**Labeler** - Amneal Pharmaceuticals NY LLC (123797875)

Revised: 9/2020

Amneal Pharmaceuticals NY LLC