

RETIN-A MICRO- tretinoin gel

Bausch Health US LLC

HIGHLIGHTS OF PRESCRIBING INFORMATION

These highlights do not include all the information needed to use RETIN-A MICRO safely and effectively. See full prescribing information for RETIN-A MICRO.

RETIN-A MICRO® (tretinoin) gel microsphere, 0.1%, 0.08%, 0.06% and 0.04%, for topical use
Initial U.S. Approval: 1971

INDICATIONS AND USAGE

Retin-A Micro is a retinoid, indicated for topical treatment of acne vulgaris. (1)

DOSAGE AND ADMINISTRATION

- Apply a thin layer of Retin-A Micro once daily, before bedtime, to skin where lesions occur. Keep away from eyes, mouth, nasal creases, and mucous membranes. (2)
- Not for oral, ophthalmic, or intravaginal use. (2)

DOSAGE FORMS AND STRENGTHS

Gel, 0.1%, 0.08%, 0.06%, and 0.04% (3)

CONTRAINDICATIONS

None. (4)

WARNINGS AND PRECAUTIONS

- Retin-A Micro should not be used on eczematous or sunburned skin due to potential for severe irritation. (5.1, 5.2)
- Avoid unprotected exposure to sunlight including sunlamps (UV light), when using Retin-A Micro due to potential for increased photosensitization. Use sunscreen of at least SPF 15 and protective clothing during exposure. (5.2)
- Avoid use of Retin-A Micro with weather extremes, such as wind or cold due to potential for increased irritation. (5.2)

ADVERSE REACTIONS

Most common adverse reactions are skin pain, pruritus, skin irritation/subcutaneous irritation, pharyngitis, and erythema. (6.1)

To report SUSPECTED ADVERSE REACTIONS, contact Valeant Pharmaceuticals North America LLC at 1-800-321-4576 or FDA at 1-800-FDA-1088 or www.fda.gov/medwatch

USE IN SPECIFIC POPULATIONS

Retin-A Micro should be used during pregnancy only if the potential benefit justifies the potential risk to the fetus. There are no adequate and well-controlled studies in pregnant and nursing women. (8.1)

See 17 for PATIENT COUNSELING INFORMATION and FDA-approved patient labeling.

Revised: 10/2017

FULL PRESCRIBING INFORMATION: CONTENTS*

1 INDICATIONS AND USAGE

2 DOSAGE AND ADMINISTRATION

3 DOSAGE FORMS AND STRENGTHS

4 CONTRAINDICATIONS

5 WARNINGS AND PRECAUTIONS

5.1 Local Irritation

5.2 Exposure to Ultraviolet Light or Weather Extremes

6 ADVERSE REACTIONS

- 6.1 Clinical Trials Experience
- 6.2 Postmarketing Experience

8 USE IN SPECIFIC POPULATIONS

- 8.1 Pregnancy
- 8.3 Nursing Mothers
- 8.4 Pediatric Use
- 8.5 Geriatric Use

10 OVERDOSAGE

11 DESCRIPTION

12 CLINICAL PHARMACOLOGY

- 12.1 Mechanism of Action
- 12.3 Pharmacokinetics

13 NONCLINICAL TOXICOLOGY

- 13.1 Carcinogenesis, Mutagenesis, Impairment of Fertility

14 CLINICAL STUDIES

- 14.1 Retin-A Micro (tretinoin) Gel microsphere, 0.1%
- 14.2 Retin-A Micro (tretinoin) Gel microsphere, 0.04%

16 HOW SUPPLIED/STORAGE AND HANDLING

- 16.1 How Supplied
- 16.2 Storage Conditions

17 PATIENT COUNSELING INFORMATION

* Sections or subsections omitted from the full prescribing information are not listed.

FULL PRESCRIBING INFORMATION

1 INDICATIONS AND USAGE

Retin-A Micro[®] is a retinoid indicated for topical application in the treatment of acne vulgaris.

2 DOSAGE AND ADMINISTRATION

For topical use only. Not for ophthalmic, oral, or intravaginal use.

Retin-A Micro should be applied once a day, in the evening, to the skin where acne lesions appear, using enough to cover the entire affected area in a thin layer. Areas to be treated should be cleansed thoroughly before the medication is applied. If medication is applied excessively, no more rapid or better results will be obtained and marked redness, peeling, or discomfort may occur. A transitory feeling of warmth or slight stinging may be noted on application. In cases where it has been necessary to temporarily discontinue therapy or to reduce the frequency of application, therapy may be resumed or the frequency of application increased as the patient becomes able to tolerate the treatment. Frequency of application should be closely monitored by careful observation of the clinical therapeutic response and skin tolerance. Efficacy has not been established for less than once daily dosing frequencies.

During the early weeks of therapy, an apparent exacerbation of inflammatory lesions

may occur. If tolerated, this should not be considered a reason to discontinue therapy [see *Adverse Reactions (6.1)*].

Therapeutic results may be noticed after two weeks, but more than seven weeks of therapy are required before consistent beneficial effects are observed.

Retin-A Micro should be kept away from the eyes, the mouth, paranasal creases of the nose, and mucous membranes.

Patients treated with Retin-A Micro may use cosmetics.

Concomitant topical medication, medicated or abrasive soaps and cleansers, products that have a strong drying effect, products with high concentrations of alcohol, astringents, or spices should be used with caution because of possible interaction with tretinoin. Avoid contact with the peel of limes. Particular caution should be exercised with the concomitant use of topical over-the-counter acne preparations containing benzoyl peroxide, sulfur, resorcinol, or salicylic acid with Retin-A Micro. It also is advisable to allow the effects of such preparations to subside before use of Retin-A Micro is begun.

3 DOSAGE FORMS AND STRENGTHS

Retin-A Micro is a white to very pale yellow opaque gel. Retin-A Micro is available in four strengths: 0.1%, 0.08%, 0.06% and 0.04%.

Each gram of Retin-A Micro Gel, 0.1%, contains 1 mg of tretinoin.

Each gram of Retin-A Micro Gel, 0.08%, contains 0.8 mg of tretinoin.

Each gram of Retin-A Micro Gel, 0.06%, contains 0.6 mg of tretinoin.

Each gram of Retin-A Micro Gel, 0.04%, contains 0.4 mg of tretinoin.

4 CONTRAINDICATIONS

None.

5 WARNINGS AND PRECAUTIONS

5.1 Local Irritation

The skin of certain individuals may become excessively dry, red, swollen, or blistered.

Tretinoin has been reported to cause severe irritation on eczematous skin and should be used with utmost caution in patients with this condition.

If the degree of irritation warrants, patients should be directed to temporarily reduce the amount or frequency of application of the medication, discontinue use temporarily, or discontinue use all together. Efficacy at reduced frequencies of application has not been established. If a reaction suggesting sensitivity occurs, use of the medication should be discontinued.

To help limit skin irritation, patients must

- wash the treated skin gently, using a mild, non-medicated soap, and pat it dry, and
- avoid washing the treated skin too often or scrubbing it hard when washing.

Patients should apply a topical moisturizer if dryness is bothersome.

5.2 Exposure to Ultraviolet Light or Weather Extremes

Unprotected exposure to sunlight, including sunlamps (UV light) should be avoided or minimized during the use of Retin-A Micro and patients with sunburn should be advised not to use the product until fully recovered because of heightened susceptibility to sunlight as a result of the use of tretinoin. Patients who may be required to have extended periods of UV exposure (e.g., due to occupation or sports), or those with inherent sensitivity to the sun, or those using medications that cause photosensitivity, should exercise particular caution. Use of sunscreen products (SPF 15 or higher) and protective clothing over treated areas are recommended when exposure cannot be avoided [see *Nonclinical Toxicology (13.1)*].

Weather extremes, such as wind or cold, also may be irritating to tretinoin-treated skin.

6 ADVERSE REACTIONS

6.1 Clinical Trials Experience

Because clinical trials are conducted under widely varying conditions, adverse reaction rates observed in the clinical trials of a drug cannot be directly compared to rates in the clinical trials of another drug and may not reflect the rates observed in practice.

Clinical Trials in Subjects with Acne

In separate clinical trials for each concentration, acne subjects treated with Retin-A Micro (tretinoin) Gel microsphere, 0.1% or 0.04%, over the twelve-week period showed that cutaneous irritation scores for erythema, peeling, dryness, burning/stinging, or itching peaked during the initial two weeks of therapy, decreasing thereafter.

Approximately half of the subjects treated with Retin-A Micro, 0.04%, had cutaneous irritation at Week 2. Of those subjects who did experience cutaneous side effects, most had signs or symptoms that were mild in severity (severity was ranked on a 4-point ordinal scale: 0=none, 1=mild, 2=moderate, and 3=severe). Less than 10% of patients experienced moderate cutaneous irritation and there was no severe irritation at Week 2.

In trials of Retin-A Micro (tretinoin) Gel microsphere, 0.04%, throughout the treatment period the majority of subjects experienced some degree of irritation (mild, moderate, or severe) with 1% (2/225) of subjects having scores indicative of a severe irritation; 1.3% (3/225) of subjects treated with Retin-A Micro (tretinoin) Gel microsphere, 0.04%, discontinued treatment due to irritation, which included dryness in one patient and peeling and urticaria in another.

In trials of Retin-A Micro (tretinoin) Gel microsphere, 0.1%, no more than 3% of subjects had cutaneous irritation scores indicative of severe irritation; 6% (14/224) of subjects treated with Retin-A Micro (tretinoin) Gel microsphere, 0.1%, discontinued treatment due to irritation. Of these 14 subjects, four had severe irritation after 3 to 5 days of treatment, with blistering in one subject.

In a double-blind trial with 156 acne subjects comparing 12 weeks of treatment with

Retin-A Micro (tretinoin) Gel, 0.04% or 0.1%, (78 subjects each group), the most frequently-reported adverse events affected the skin and subcutaneous tissue (15.4% in the 0.04% group, and 20.5% in the 0.1% group). The most prevalent of the dermatologic adverse events in the 0.04% group was skin irritation (6.4%); and in the 0.1% group skin burning (7.7%), erythema (5.1%), skin irritation (3.8%), and dermatitis (3.8%). Most adverse events were of mild intensity (63.4%), and 34.4% were moderate. One subject in each group had adverse events characterized as severe, neither were dermatologic findings and neither was characterized as related to drug by the investigator.

Trials in Subjects without Acne

In a half-face comparison trial conducted for up to 14 days in women with sensitive skin, but without acne, Retin-A Micro (tretinoin) Gel microsphere, 0.1%, was statistically less irritating than tretinoin cream, 0.1%. In addition, a cumulative 21- day irritation evaluation in subjects with normal skin showed that Retin-A Micro (tretinoin) Gel microsphere, 0.1%, had a lower irritation profile than tretinoin cream, 0.1%. The clinical significance of these irritation studies for patients with acne is not established. Comparable effectiveness of Retin-A Micro (tretinoin) Gel microsphere, 0.1%, and tretinoin cream, 0.1%, has not been established. The lower irritancy of Retin-A Micro (tretinoin) Gel microsphere, 0.1%, in subjects without acne may be attributable to the properties of its vehicle. The contribution of decreased irritancy by the MICROSPONGE System has not been established. No irritation trials have been performed to compare Retin-A Micro (tretinoin) Gel microsphere, 0.04%, with either Retin-A Micro (tretinoin) Gel microsphere, 0.1%, or tretinoin cream, 0.1%.

6.2 Postmarketing Experience

The following adverse reactions have been identified during post-approval use of Retin-A Micro Gel. Because these reactions are reported voluntarily from a population of uncertain size, it is not always possible to reliably estimate their frequency or establish a causal relationship to drug exposure.

Temporary hyper- or hypopigmentation has been reported with repeated application of tretinoin.

8 USE IN SPECIFIC POPULATIONS

8.1 Pregnancy

Pregnancy Category C

There are no adequate and well-controlled studies in pregnant women. Retin-A Micro should be used during pregnancy only if the potential benefit justifies the potential risk to the fetus.

Thirty human cases of temporally associated congenital malformations have been reported during two decades of clinical use of tretinoin products. Although no definite pattern of teratogenicity and no causal association has been established from these cases, five of the reports describe the rare birth defect category holoprosencephaly (defects associated with incomplete midline development of the forebrain). The significance of these spontaneous reports in terms of risk to the fetus is not known.

For purposes of comparison of the animal exposure to systemic human exposure, the MRHD applied topically is defined as 1 gram of Retin-A Micro (tretinoin) Gel microsphere, 0.1%, applied daily to a 60 kg person (0.017 mg tretinoin/kg body weight).

Pregnant rats were treated with Retin-A Micro (tretinoin) Gel microsphere, 0.1%, at daily dermal doses of 0.5 to 1.0 mg/kg/day tretinoin on gestation days 6-15. Alterations were seen in vertebrae and ribs of offspring at 5 to 10 times the MRHD based on the body surface area (BSA) comparison.

Pregnant New Zealand White rabbits were treated with Retin-A Micro (tretinoin) Gel microsphere, 0.1%, at daily dermal doses of 0.2, 0.5, and 1.0 mg/kg/day tretinoin on gestation days 7-19. Doses were administered topically for 24 hours a day while wearing Elizabethan collars to prevent ingestion of the drug. Increased incidences of certain alterations, including domed head and hydrocephaly, typical of retinoid-induced fetal malformations in this species, were observed at 0.5 and 1.0 mg/kg/day. Similar malformations were not observed at 0.2 mg/kg/day, 4 times the MRHD based on BSA comparison. Other pregnant rabbits exposed topically for six hours per day to 0.5 or 1.0 mg/kg/day tretinoin while restrained in stocks to prevent ingestion, did not show any malformations at doses up to 19 times (1.0 mg/kg/day) the MRHD based on BSA comparison, but fetal resorptions were increased at 0.5 mg/kg (10 times the MRHD based on BSA comparison).

Oral tretinoin has been shown to cause malformations in rats, mice, rabbits, hamsters, and nonhuman primates.

Tretinoin induced fetal malformations in Wistar rats when given orally at doses greater than 1 mg/kg/day (10 times the MRHD based on BSA comparison). In the cynomolgus monkey, fetal malformations were reported for doses of 10 mg/kg/day but none were observed at 5 mg/kg/day (95 times the MRHD based on BSA comparison), although increased skeletal variations were observed at all doses. Dose-related increases in embryoletality and abortion also were reported. Similar results have also been reported in pigtail macaques.

In oral peri- and postnatal development studies in rats with tretinoin, decreased survival of neonates and growth retardation were observed at doses in excess of 2 mg/kg/day (19 times the MRHD based on BSA comparison).

Nonteratogenic effects on fetus

Oral tretinoin has been shown to be fetotoxic in rats when administered at doses 24 times the MRHD based on BSA comparison.

Topical tretinoin has been shown to be fetotoxic in rabbits when administered at doses 10 times the MRHD based on BSA comparison.

8.3 Nursing Mothers

It is not known whether tretinoin and/or its metabolites are excreted in human milk. Because many drugs are excreted in human milk, caution should be exercised when Retin-A Micro is administered to a nursing woman.

8.4 Pediatric Use

Safety and effectiveness in children below the age of 12 have not been established.

8.5 Geriatric Use

Safety and effectiveness in a geriatric population have not been established. Clinical trials of Retin-A Micro (tretinoin) Gel microspheres, 0.1% and 0.04%, did not include sufficient numbers of subjects aged 65 and over to determine whether they responded differently from younger subjects.

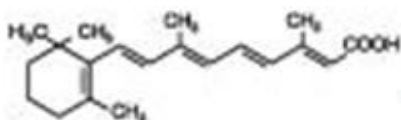
10 OVERDOSAGE

Oral ingestion of large amounts of the drug may lead to the same side effects as those associated with excessive oral intake of Vitamin A.

11 DESCRIPTION

Retin-A Micro (tretinoin) Gel microspheres, 0.1%, 0.08%, 0.06% and 0.04% is a white to very pale yellow opaque gel for topical treatment of acne vulgaris.

Chemically, tretinoin is all-trans-retinoic acid, also known as (all-E)-3,7-dimethyl-9-(2,6,6-trimethyl-1-cyclohexen-1-yl)-2,4,6,8-nonatetraenoic acid. It is a member of the retinoid class of compounds and a metabolite of naturally occurring Vitamin A. Tretinoin has a molecular weight of 300.44, a molecular formula of $C_{20}H_{28}O_2$ and the following chemical structure:



Each gram of Retin-A Micro Gel, 0.1%, contains 1 mg of tretinoin.

Each gram of Retin-A Micro Gel, 0.08%, contains 0.8 mg of tretinoin.

Each gram of Retin-A Micro Gel, 0.06%, contains 0.6 mg of tretinoin.

Each gram of Retin-A Micro Gel, 0.04%, contains 0.4 mg of tretinoin.

The formulation uses methyl methacrylate/glycol dimethacrylate crosspolymer porous microspheres (MICROSPONGE® System) to enable inclusion of the active ingredient, tretinoin, in an aqueous gel. Other components consist of benzyl alcohol, butylated hydroxytoluene, carbomer 974P, cyclomethicone and dimethicone copolyol, disodium EDTA, glycerin, PPG-20 methyl glucose ether distearate, propylene glycol, purified water, sorbic acid, and trolamine.

12 CLINICAL PHARMACOLOGY

12.1 Mechanism of Action

Although tretinoin activates three members of the retinoic acid (RAR) nuclear receptors (RAR α , RAR β , and RAR γ) which may act to modify gene expression, subsequent protein synthesis, and epithelial cell growth and differentiation, it has not been established

whether the clinical effects of tretinoin are mediated through activation of retinoic acid receptors and/or other mechanisms.

The exact mode of action of tretinoin is unknown. Current evidence suggests that topical tretinoin decreases cohesiveness of follicular epithelial cells with decreased microcomedone formation. Additionally, tretinoin stimulates mitotic activity and increased turnover of follicular epithelial cells causing extrusion of the comedones.

12.3 Pharmacokinetics

Tretinoin is a metabolite of Vitamin A metabolism in man. Percutaneous absorption, as determined by the cumulative excretion of radiolabeled drug into urine and feces, was assessed in 44 healthy men and women after single and repeated daily applications of 500 mg of a 0.1% tretinoin gel formulation. Estimates of *in vivo* bioavailability, mean (SD)%, following both single and multiple daily applications, for a period of 28 days with the 0.1% gel, were 0.82 (0.11)% and 1.41 (0.54)%, respectively. The plasma concentrations of tretinoin and its metabolites, 13-*cis*-retinoic acid, all-*trans*-4-oxo-retinoic acid, and 13-*cis*-4-oxo-retinoic acid, generally ranged from 1 to 3 ng/mL and were essentially unaltered after either single or multiple daily applications of Retin-A Micro (tretinoin) Gel microsphere, 0.1%, relative to baseline levels. Clinical pharmacokinetic studies have not been performed with Retin-A Micro (tretinoin) Gel microsphere, 0.08%, 0.06% and 0.04%.

13 NONCLINICAL TOXICOLOGY

13.1 Carcinogenesis, Mutagenesis, Impairment of Fertility

Dermal carcinogenicity testing has not been performed with Retin-A Micro (tretinoin) Gel microsphere, 0.1%, 0.08%, 0.06% or 0.04%.

In a 91-week dermal study in which CD-1 mice were administered 0.017% and 0.035% formulations of tretinoin, cutaneous squamous cell carcinomas and papillomas in the treatment area were observed in some female mice. These concentrations are near the tretinoin concentration of the 0.04% and 0.1% clinical formulations. A dose-related incidence of liver tumors in male mice was observed at those same doses. The maximum systemic doses associated with the administered 0.017% and 0.035% formulations are 0.5 and 1.0 mg/kg/day tretinoin, respectively. These doses are two and four times the MRHD based on BSA comparison.

The biological significance of these findings is not clear because they occurred at doses that exceeded the dermal maximally tolerated dose of tretinoin and because they were within the background natural occurrence rate for these tumors in this strain of mice.

There was no evidence of carcinogenic potential when 0.025 mg/kg/day of tretinoin was administered topically to mice (0.1 times the MRHD based on BSA comparison).

Studies in hairless albino mice suggest that concurrent exposure to tretinoin may enhance the tumorigenic potential of carcinogenic doses of UVB and UVA light from a solar simulator. This effect has been confirmed in a later study in pigmented mice, and dark pigmentation did not overcome the enhancement of photocarcinogenesis by 0.05% tretinoin. Although the significance of these studies to humans is not clear, patients should minimize exposure to sunlight or artificial ultraviolet irradiation sources [see

Warnings and Precautions (5.2)].

The genotoxic potential of tretinoin was evaluated in the Ames assay and in the in vivo mouse micronucleus assay, both of which were negative.

The components of the microspheres have shown potential for genetic toxicity and fetal malformation. EGDMA, a component of the excipient acrylates copolymer, was positive for induction of structural chromosomal aberrations in the in vitro chromosomal aberration assay in mammalian cells in the absence of metabolic activation, and negative for genetic toxicity in the Ames assay, and the in vivo mouse micronucleus assay.

In oral fertility studies in rats with tretinoin, the no-observable effect level was 2 mg/kg/day (19 times the MRHD based on BSA comparison).

14 CLINICAL STUDIES

14.1 Retin-A Micro (tretinoin) Gel microsphere, 0.1%

In two vehicle-controlled trials, Retin-A Micro (tretinoin) Gel microsphere, 0.1%, applied once daily was significantly more effective than vehicle in reducing the acne lesion counts. The mean reductions in lesion counts from baseline after treatment for 12 weeks are shown in the following table:

Table 1: Mean Percent Reduction in Lesion Counts Retin-A Micro (tretinoin) Gel microsphere, 0.1%

	Retin-A Micro (tretinoin) Gel microsphere, 0.1%		Vehicle Gel	
	Study #1 72 pts	Study #2 71 pts	Study #1 72 pts	Study #2 67 pts
Non-inflammatory lesion counts	49%	32%	22%	3%
Inflammatory lesion counts	37%	29%	18%	24%
Total lesion counts	45%	32%	23%	16%

Retin-A Micro (tretinoin) Gel microsphere, 0.1%, was also significantly superior to the vehicle in the investigator's global evaluation of the clinical response. In Study #1, thirty-five percent (35%) of subjects using Retin-A Micro (tretinoin) Gel microsphere, 0.1%, achieved an excellent result, as compared to eleven percent (11%) of subjects on the vehicle control. In Study #2, twenty-eight percent (28%) of patients using Retin-A Micro (tretinoin) Gel microsphere, 0.1%, achieved an excellent result, as compared to nine percent (9%) of the subjects on the vehicle control.

14.2 Retin-A Micro (tretinoin) Gel microsphere, 0.04%

In two vehicle-controlled clinical trials, Retin-A Micro (tretinoin) Gel microsphere, 0.04%, applied once daily, was more effective ($p < 0.05$) than vehicle in reducing the acne lesion counts. The mean reductions in lesion counts from baseline after

treatment for 12 weeks are shown in the following table:

Table 2: Mean Percent Reduction in Lesion Counts Retin-A Micro (tretinoin) Gel microsphere, 0.04%

	Retin-A Micro (tretinoin) Gel microsphere, 0.04%		Vehicle Gel	
	Study #3 108 pts	Study #4 111 pts	Study #3 110 pts	Study #4 103 pts
Non-inflammatory lesion counts	37%	29%	-2%*	14%
Inflammatory lesion counts	44%	41%	13%	30%
Total lesion counts	40%	35%	8%	20%

* - That is, a mean percent increase of 2%

Retin-A Micro (tretinoin) Gel microsphere, 0.04%, was also superior ($p < 0.05$) to the vehicle in the investigator's global evaluation of the clinical response. In Study #3, fourteen percent (14%) of subjects using Retin-A Micro (tretinoin) Gel microsphere, 0.04%, achieved an excellent result compared to five percent (5%) of subjects on vehicle control. In Study #4, nineteen percent (19%) of subjects using Retin-A Micro (tretinoin) Gel microsphere, 0.04%, achieved an excellent result compared to nine percent (9%) of subjects on vehicle control.

16 HOW SUPPLIED/STORAGE AND HANDLING

16.1 How Supplied

Retin-A Micro Gel is opaque and white to very pale yellow in color.

Retin-A Micro Gel, 0.1%, is supplied in 20 gram tube (NDC 0187-5140-20), 45 gram tube (NDC 0187-5140-45) and 50 gram pump (NDC 0187-5140-50).

Retin-A Micro Gel, 0.08%, is supplied in 50 gram pump (NDC 0187-5148-50).

Retin-A Micro Gel, 0.06%, is supplied in 50 gram pump (NDC 0187-5146-50).

Retin-A Micro Gel, 0.04%, is supplied in 20 gram tube (NDC 0187-5144-20), 45 gram tube (NDC 0187-5144-45) and 50 gram pump (NDC 0187-5144-50).

16.2 Storage Conditions

Store at 20° to 25°C (68° to 77°F); excursions permitted from 15° to 30°C (59° to 86°F) [see USP Controlled Room Temperature].

Store pump upright.

Keep out of reach of children.

17 PATIENT COUNSELING INFORMATION

Advise the patient to read the FDA-approved patient labeling (Patient Information).

The patient should be instructed to:

Cleanse the treatment area thoroughly, before treatment, with a mild, non-medicated cleanser. Do not use more than the recommended amount and do not apply Retin-A Micro more than once daily as this will not produce faster or better results, but may increase irritation.

Minimize exposure to sunlight, including sunlamps. Recommend the use of sunscreen products and protective apparel (e.g., hat) when exposure cannot be avoided.

Manufactured for:

Valeant Pharmaceuticals North America LLC
Bridgewater, NJ 08807 USA

By:

Valeant Pharmaceuticals International, Inc.

Laval, Quebec H7L 4A8, Canada

Retin-A Micro is a trademark of Valeant Pharmaceuticals International, Inc. or its affiliates.

Microsponge is a registered trademark of AMCOL International Corporation. Any other product/brand names are trademarks of their respective owners.

©Valeant Pharmaceuticals North America LLC

9612500 20002065A

Patient Information

**Retin-A Micro[®] (ret-in-A MY-kroe)
(tretinoin) Gel microsphere, 0.1%, 0.08%, 0.06%, and 0.04%
for topical use**

Important information: Retin-A Micro is for use on skin only. Do not get Retin-A Micro in your eyes, mouth, vagina or the corners of your nose.

What is Retin-A Micro?

Retin-A Micro is a prescription medicine used on the skin (topical) to treat acne. Acne is a condition in which the skin has blackheads, whiteheads, and other pimples.

It is not known if Retin-A Micro is safe and effective in the treatment of other conditions.

It is not known if Retin-A Micro is safe and effective in children under 12 years of age.

What should I tell my doctor before using Retin-A Micro?

Before using Retin-A Micro, tell your doctor about all of your medical conditions, including if you:

- have a skin condition called eczema.
- have a sunburn. You should not use Retin-A Micro until your skin has healed.
- have any other medical condition.
- are pregnant or plan to become pregnant. It is not known if Retin-A Micro will harm your unborn baby.
- are breastfeeding or plan to breastfeed. It is not known if Retin-A Micro passes into your breast milk.

Tell your doctor about all of the medicines you take, including prescription and over-the-counter medicines, vitamins, herbal supplements, and any skin products that you use.

Especially tell your doctor if you use any other medicines to treat your acne, including medicated cleansers or soaps. Using other topical acne products may increase the irritation of your skin when used with Retin-A Micro.

Know the medicines you take. Keep a list of them to show your doctor and pharmacist when you get a new medicine.

How should I use Retin-A Micro?

- Use Retin-A Micro exactly as your doctor tells you to use it.
- Your doctor may change your dose of Retin-A Micro if you have skin irritation.
- Before you apply Retin-A Micro, gently wash the affected skin area with a mild, non-medicated soap. Rinse and pat your skin dry.
- Apply Retin-A Micro 1 time a day in the evening, or as prescribed by your doctor.
- Do not use more Retin-A Micro than you need to cover the affected area and do not apply Retin-A Micro more than 1 time a day. Using too much Retin-A Micro or using it too often will not give you faster or better results, and you may get skin redness, peeling, or discomfort.
- You may have a brief feeling of warmth or slight stinging after applying Retin-A Micro.
- You may use moisturizers and cosmetics.
- Early in your treatment, you may get new pimples. At this stage, it is important to continue using Retin-A Micro.
- Your acne may not get better right away. Use Retin-A Micro even after your acne improves. Your acne may get better after two weeks of treatment, but more than seven weeks of Retin-A Micro treatment are needed before you get the full benefit.

Applying Retin-A Micro:

- Retin-A Micro comes in a tube and a pump. If you have been prescribed the:

Tube: Squeeze the gel from the tube onto a fingertip. Apply a thin layer to cover the affected area, as prescribed by your doctor. Spread Retin-A Micro evenly over the affected area.

Pump: Fully depress the pump twice to dispense Retin-A Micro onto a fingertip. Apply a

thin layer to cover the affected area, as prescribed by your doctor. Spread Retin-A Micro evenly over the affected area.

- Wash your hands after applying Retin-A Micro.

What should I avoid while using Retin-A Micro?

- Avoid washing your skin too often and scrubbing the affected skin area.
- You should avoid sunlamps, tanning beds, and ultraviolet light during treatment with Retin-A Micro.
- Minimize exposure to sunlight.
- If you have to be in the sunlight or are sensitive to sunlight, use a sunscreen with SPF (sun protection factor) of 15 or more and wear a wide-brimmed hat or other protective clothing to cover the treated areas.
- If you do get sunburned, stop using Retin-A Micro until your skin has healed and is back to normal.
- Cold weather and wind may irritate skin treated with Retin-A Micro. Talk to your doctor about ways to manage skin irritation.
- Avoid contact with the peels of limes.

What are the possible side effects of Retin-A Micro?

Retin-A Micro may cause serious side effects, including:

Skin irritation. Retin-A Micro may cause skin dryness, redness, swelling, and blistering. If you develop these symptoms, your doctor may tell you to stop using Retin-A Micro for a while, change your dose, decrease the number of times you apply Retin-A Micro, or completely stop treatment with Retin-A Micro. It is not known if Retin-A Micro is effective when used less than 1 time a day.

The most common side effects of Retin-A Micro include skin burning and itching.

Tell your doctor if you have any side effect that bothers you or that does not go away.

These are not all the possible side effects of Retin-A Micro. For more information, ask your doctor or pharmacist.

Call your doctor for medical advice about side effects. You may report side effects to FDA at 1-800-FDA-1088.

How should I store Retin-A Micro?

- Store Retin-A Micro at room temperature between 68°F to 77°F (20°C to 25°C).
- Store Retin-A Micro pump upright.

Keep Retin-A Micro and all medicines out of the reach of children.

General information about the safe and effective use of Retin-A Micro.

Medicines are sometimes prescribed for purposes other than those listed in a Patient Information leaflet. Do not use Retin-A Micro for a condition for which it was not prescribed. Do not give Retin-A Micro to other people, even if they have the same symptoms you have. It may harm them.

If you would like more information, talk with your doctor. You can ask your pharmacist or doctor for information about Retin-A Micro that is written for health professionals.

For more information, call 1-800-321-4576.

What are the ingredients of Retin-A Micro?

Active ingredient: tretinoin

Inactive ingredients: benzyl alcohol, butylated hydroxytoluene, carbomer 974P, cyclomethicone and dimethicone copolyol, disodium EDTA, glycerin, PPG-20 methyl glucose ether distearate, propylene glycol, purified water, sorbic acid and trolamine

This Patient Information has been approved by the U.S. Food and Drug Administration.

Manufactured for:

Valeant Pharmaceuticals North America LLC
Bridgewater, NJ 08807 USA

By:

Valeant Pharmaceuticals International, Inc.
Laval, Quebec H7L 4A8, Canada

Retin-A Micro is a trademark of Valeant Pharmaceuticals International, Inc. or its affiliates.

Microsponge is a registered trademark of AMCOL International Corporation. Any other product/brand

names are trademarks of their respective owners.

© Valeant Pharmaceuticals North America LLC

9612500 20002065A

Revised - 10/2017

PRINCIPAL DISPLAY PANEL - 0.08% 50 g Carton

NDC 0187-5148-50

RETIN-A MICRO[®]

(tretinoin) Gel microsphere

0.08%

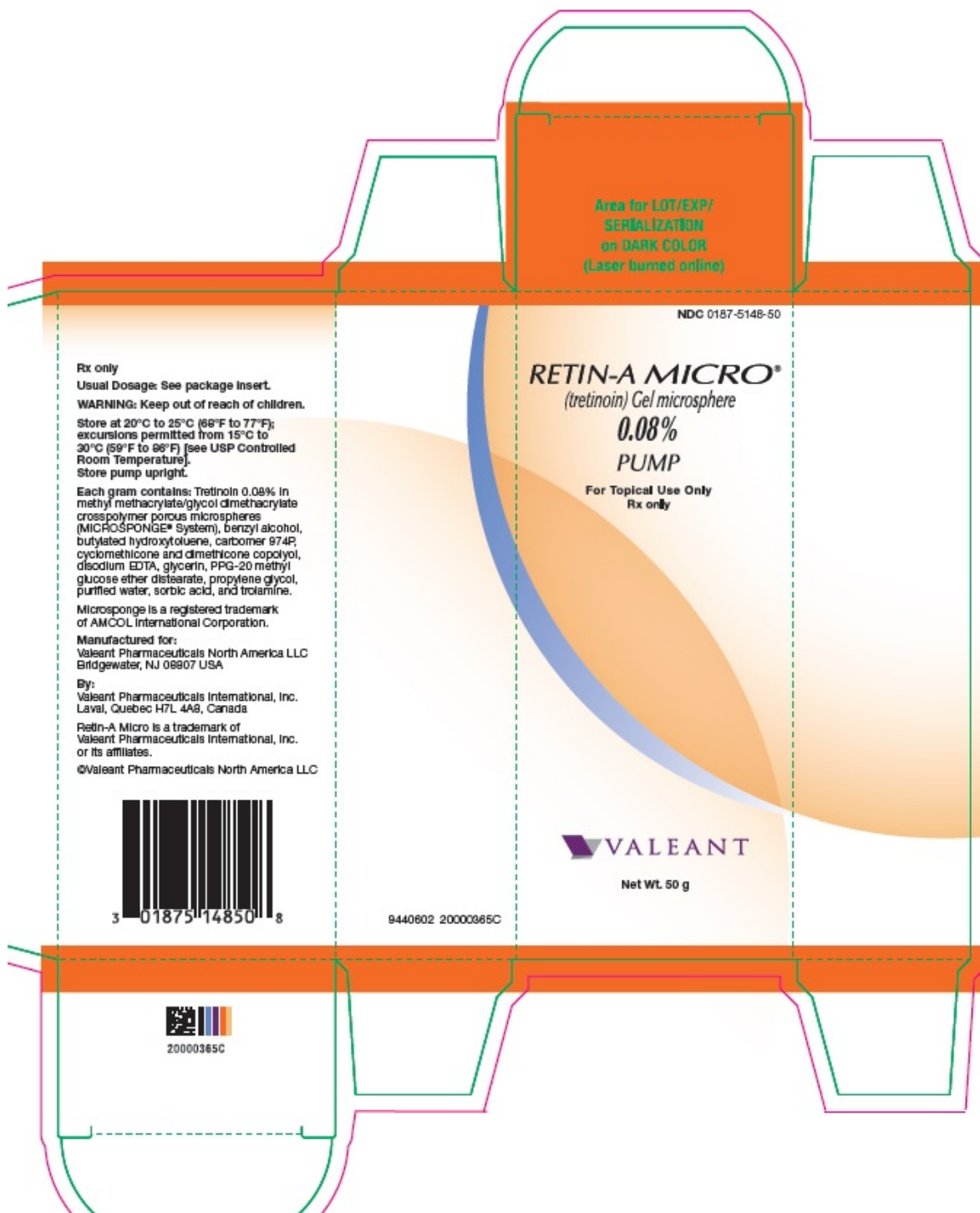
PUMP

For Topical Use Only

Rx Only

VALEANT

NET WT. 50 g



PRINCIPAL DISPLAY PANEL - 0.06% 50 g Carton

NDC 0187-5146-50

RETIN-A MICRO®
(tretinoin) Gel microsphere
0.06%

PUMP

For Topical Use Only
Rx only

VALEANT

NET WT. 50 g



PRINCIPAL DISPLAY PANEL - 0.04% 50 g Carton

NDC 0187-5144-50

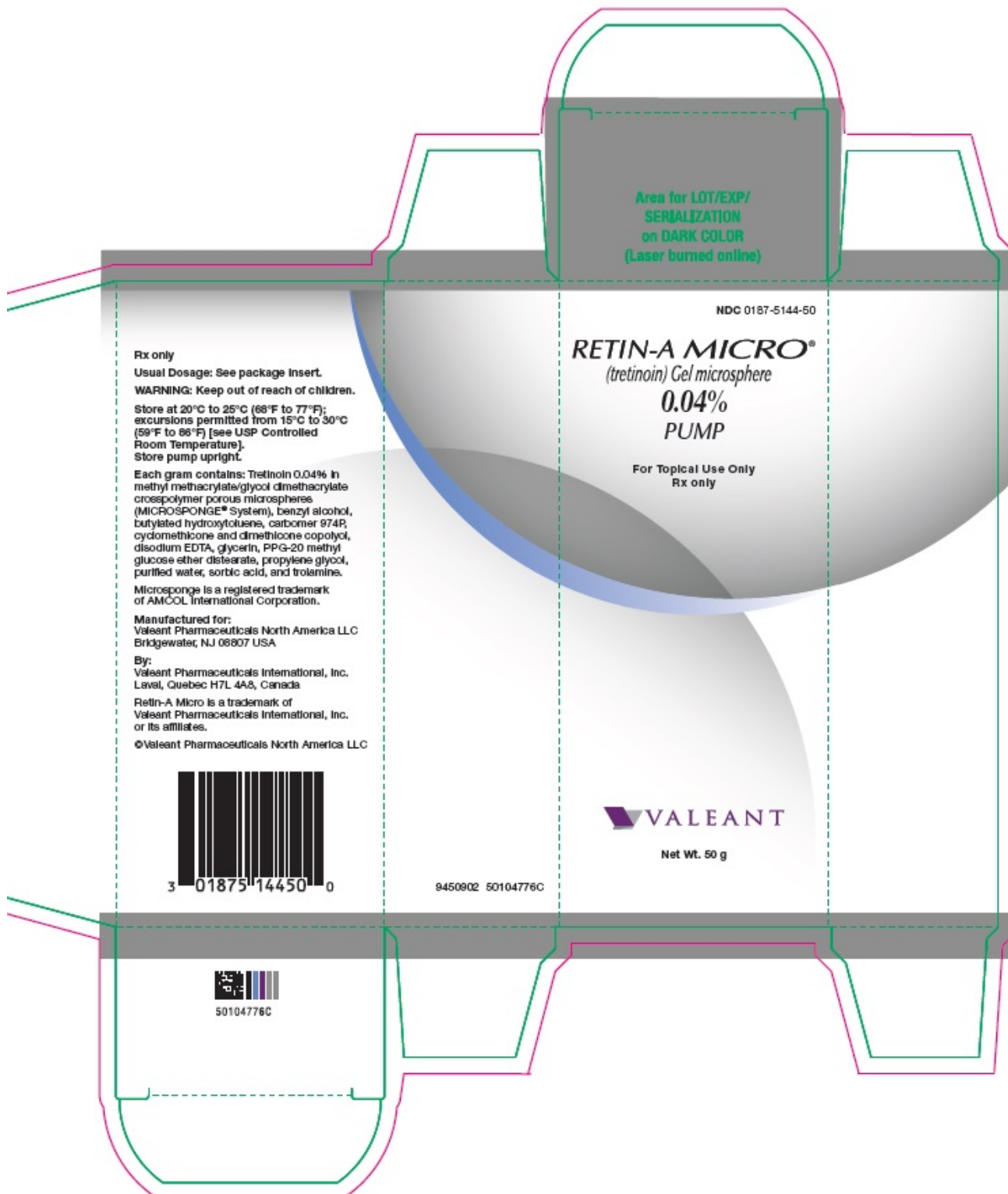
RETIN-A MICRO®
(tretinoin gel) microsphere
0.04%

PUMP

For Topical Use Only
Rx Only

VALEANT

Net Wt. 50g



PRINCIPAL DISPLAY PANEL - 0.1% 50 g Carton

NDC 0187-5140-50

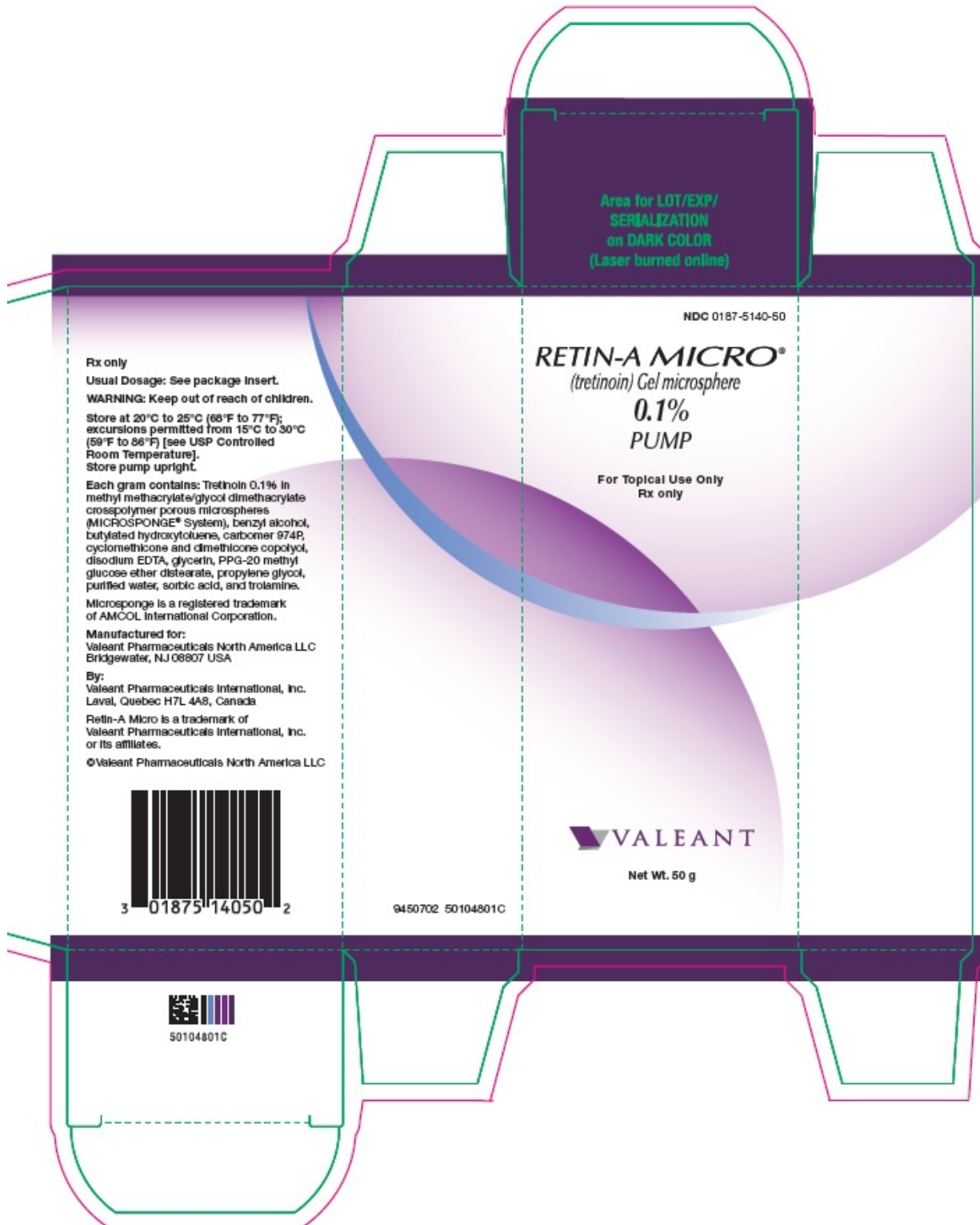
RETIN-A MICRO®
(tretinoin gel) microsphere
0.1%

PUMP

**For Topical Use Only
Rx Only**

VALEANT

Net Wt. 50g



RETIN-A MICRO

tretinoin gel

Product Information

Product Type	HUMAN PRESCRIPTION DRUG	Item Code (Source)	NDC:0187-5140
Route of Administration	TOPICAL		

Active Ingredient/Active Moiety

Ingredient Name	Basis of Strength	Strength
Tretinoin (UNII: 5688UTC01R) (Tretinoin - UNII:5688UTC01R)	Tretinoin	1 mg in 1 g

Inactive Ingredients

Ingredient Name	Strength
Benzyl Alcohol (UNII: LKG8494WBH)	
Butylated Hydroxytoluene (UNII: 1P9D0Z171K)	
Carbomer Homopolymer Type B (Allyl Pentaerythritol Crosslinked) (UNII: HHT01ZNK31)	
Edetate Disodium (UNII: 7FLD91C86K)	
Glycerin (UNII: PDC6A3C00X)	
Propylene Glycol (UNII: 6DC9Q167V3)	
Water (UNII: 059QF0K00R)	
Sorbic Acid (UNII: X045WJ989B)	
Trolamine (UNII: 9O3K93S3TK)	

Packaging

#	Item Code	Package Description	Marketing Start Date	Marketing End Date
1	NDC:0187-5140-20	1 in 1 CARTON	02/07/1997	
1		20 g in 1 TUBE; Type 0: Not a Combination Product		
2	NDC:0187-5140-45	1 in 1 CARTON	02/07/1997	
2		45 g in 1 TUBE; Type 0: Not a Combination Product		
3	NDC:0187-5140-50	1 in 1 CARTON	02/07/1997	
3		50 g in 1 BOTTLE, PUMP; Type 0: Not a Combination Product		

Marketing Information

Marketing Category	Application Number or Monograph Citation	Marketing Start Date	Marketing End Date
NDA	NDA020475	02/07/1997	

RETIN-A MICRO

tretinoin gel

Product Information

Product Type	HUMAN PRESCRIPTION DRUG	Item Code (Source)	NDC:0187-5144
Route of Administration	TOPICAL		

Active Ingredient/Active Moiety

Ingredient Name	Basis of Strength	Strength
Tretinoin (UNII: 5688UTC01R) (Tretinoin - UNII:5688UTC01R)	Tretinoin	0.4 mg in 1 g

Inactive Ingredients

Ingredient Name	Strength
Benzyl Alcohol (UNII: LKG8494WBH)	
Butylated Hydroxytoluene (UNII: 1P9D0Z171K)	
Carbomer Homopolymer Type B (Allyl Pentaerythritol Crosslinked) (UNII: HHT01ZNK31)	
Edetate Disodium (UNII: 7FLD91C86K)	
Glycerin (UNII: PDC6A3C00X)	
Propylene Glycol (UNII: 6DC9Q167V3)	
Water (UNII: 059QF0K00R)	
Sorbic Acid (UNII: X045WJ989B)	
Trolamine (UNII: 9O3K93S3TK)	

Packaging

#	Item Code	Package Description	Marketing Start Date	Marketing End Date
1	NDC:0187-5144-20	1 in 1 CARTON	05/10/2002	
1		20 g in 1 TUBE; Type 0: Not a Combination Product		
2	NDC:0187-5144-45	1 in 1 CARTON	05/10/2002	
2		45 g in 1 TUBE; Type 0: Not a Combination Product		
3	NDC:0187-5144-50	1 in 1 CARTON	05/10/2002	
3		50 g in 1 BOTTLE, PUMP; Type 0: Not a Combination Product		

Marketing Information

Marketing Category	Application Number or Monograph Citation	Marketing Start Date	Marketing End Date
NDA	NDA020475	05/10/2002	

RETIN-A MICRO

tretinoin gel

Product Information

Product Type	HUMAN PRESCRIPTION DRUG	Item Code (Source)	NDC:0187-5146
Route of Administration	TOPICAL		

Active Ingredient/Active Moiety

Ingredient Name	Basis of Strength	Strength
Tretinoin (UNII: 5688UTC01R) (Tretinoin - UNII:5688UTC01R)	Tretinoin	0.6 mg in 1 g

Inactive Ingredients

Ingredient Name	Strength
Benzyl Alcohol (UNII: LKG8494WBH)	
Butylated Hydroxytoluene (UNII: 1P9D0Z171K)	
CARBOMER HOMOPOLYMER TYPE B (ALLYL PENTAERYTHRITOL CROSSLINKED) (UNII: HHT01Z NK31)	
Edetate Disodium (UNII: 7FLD91C86K)	
Glycerin (UNII: PDC6A3C00X)	
PPG-20 METHYL GLUCOSE ETHER DISTEARATE (UNII: 0057334FAB)	
Propylene Glycol (UNII: 6DC9Q167V3)	
Water (UNII: 059QF0K00R)	
Sorbic Acid (UNII: X045WJ989B)	
Trolamine (UNII: 9O3K93S3TK)	

Packaging

#	Item Code	Package Description	Marketing Start Date	Marketing End Date
1	NDC:0187-5146-50	1 in 1 CARTON	10/23/2017	
1		50 g in 1 BOTTLE, PUMP; Type 0: Not a Combination Product		
2	NDC:0187-5146-02	24 in 1 TRAY	10/23/2017	
2		2 g in 1 TUBE; Type 0: Not a Combination Product		

Marketing Information

Marketing Category	Application Number or Monograph Citation	Marketing Start Date	Marketing End Date
NDA	NDA020475	10/23/2017	

RETIN-A MICRO

tretinoin gel

Product Information

Product Type	HUMAN PRESCRIPTION DRUG	Item Code (Source)	NDC:0187-5148
Route of Administration	TOPICAL		

Active Ingredient/Active Moiety

Ingredient Name	Basis of Strength	Strength
Tretinoin (UNII: 5688UTC01R) (Tretinoin - UNII:5688UTC01R)	Tretinoin	0.8 mg in 1 g

Inactive Ingredients

Ingredient Name	Strength
Benzyl Alcohol (UNII: LKG8494WBH)	
Butylated Hydroxytoluene (UNII: 1P9D0Z171K)	
Carbomer Homopolymer Type B (Allyl Pentaerythritol Crosslinked) (UNII: HHT01ZNK31)	
CYCLOMETHICONE (UNII: NMQ347994Z)	
Edetate Disodium (UNII: 7FLD91C86K)	
Glycerin (UNII: PDC6A3C0OX)	
PPG-20 METHYL GLUCOSE ETHER DISTEARATE (UNII: 0057334FAB)	
Propylene Glycol (UNII: 6DC9Q167V3)	
Water (UNII: 059QF0KO0R)	
Sorbic Acid (UNII: X045WJ989B)	
Trolamine (UNII: 9O3K93S3TK)	

Packaging

#	Item Code	Package Description	Marketing Start Date	Marketing End Date
1	NDC:0187-5148-02	24 in 1 CARTON	01/28/2014	
1		2 g in 1 TUBE; Type 0: Not a Combination Product		
2	NDC:0187-5148-50	1 in 1 CARTON	01/28/2014	
2		50 g in 1 BOTTLE, PUMP; Type 0: Not a Combination Product		

Marketing Information

Marketing Category	Application Number or Monograph Citation	Marketing Start Date	Marketing End Date
NDA	NDA020475	01/28/2014	

Labeler - Bausch Health US LLC (831922468)

Establishment

Name	Address	ID/FEI	Business Operations
Bausch Health Companies Inc.		245141858	MANUFACTURE(0187-5140, 0187-5144, 0187-5146, 0187-5148)

Establishment

Name	Address	ID/FEI	Business Operations
Janssen Ortho LLC		084894661	MANUFACTURE(0187-5140, 0187-5144, 0187-5146, 0187-5148)

Revised: 10/2017

Bausch Health US LLC