

**FIBRYGA- fibrinogen (human)**  
**Octapharma USA Inc**

-----

**HIGHLIGHTS OF PRESCRIBING INFORMATION**

**These highlights do not include all the information needed to use FIBRYGA safely and effectively. See full prescribing information for FIBRYGA.**

**FIBRYGA® [fibrinogen (human)]**  
**Lyophilized Powder for Reconstitution, For Intravenous Use**  
**Initial U.S. Approval: 2017**

-----**RECENT MAJOR CHANGES**-----

**Indications and Usage (1) December 2020**

**Dosage and Administration (2.1) December 2020**

----- **INDICATIONS AND USAGE** -----

FIBRYGA is a human fibrinogen concentrate indicated for the treatment of acute bleeding episodes in adults and children with congenital fibrinogen deficiency, including afibrinogenemia and hypofibrinogenemia ( 1 ). FIBRYGA is not indicated for dysfibrinogenemia.

----- **DOSAGE AND ADMINISTRATION** -----

**For intravenous use only. Reconstitute prior to use. ( 2 )**

• Dose when fibrinogen level is known ( 2.1 ):  
Adults and adolescents 12 years of age and above:

Dose (mg/kg body weight) =  
[Target fibrinogen level (mg/dL) - measured fibrinogen level (mg/dL)]  
1.8 (mg/dL per mg/kg body weight)

Children 0 to <12 years of age:  
Dose (mg/kg body weight) =  
[Target fibrinogen level (mg/dL) - measured fibrinogen level (mg/dL)]  
1.4 (mg/dL per mg/kg body weight)

The recommended target fibrinogen plasma level is 100 mg/dL for minor bleeding and 150 mg/dL for major bleeding.

- Dose when fibrinogen level is unknown: 70 mg/kg body weight ( 2.1 ).
- The injection rate should not exceed 5 mL per minute ( 2.3 ).
- Monitoring of patient’s fibrinogen level is recommended during treatment.

----- **DOSAGE FORMS AND STRENGTHS** -----

FIBRYGA is available as a lyophilized powder in single-dose bottles containing approximately 1 g fibrinogen concentrate per bottle ( 3 ).

----- **CONTRAINDICATIONS** -----

Anaphylactic or severe reactions to FIBRYGA or its components ( 4 ).

----- **WARNINGS AND PRECAUTIONS** -----

- Monitor patients for early signs of hypersensitivity or allergic reactions. If necessary, discontinue administration and institute appropriate treatment ( 5.1 ).
- Thrombotic events have been reported in patients receiving FIBRYGA. Treatment with human fibrinogen concentrate has been associated with thrombosis at target plasma fibrinogen levels that were below 150 mg/dL. The thrombotic risks may be greater when the target fibrinogen plasma level is 150 mg/dL. Weigh the benefits of administration versus the risks of thrombosis ( 5.2 ).
- FIBRYGA is made from pooled human plasma. Products made from human plasma may contain infectious agents, e.g., viruses and, theoretically, the Creutzfeldt-Jakob disease (CJD) agent ( 5.3 ).

----- **ADVERSE REACTIONS** -----

The most serious adverse reactions that may be observed with FIBRYGA are thromboembolic episodes and anaphylactic type reactions. The most common adverse reactions observed in more than one subject in clinical studies with FIBRYGA (> 5% of subjects) were nausea, vomiting, pyrexia (fever) and thrombocytosis ( 6 ).

**To report SUSPECTED ADVERSE REACTIONS, contact Octapharma at 1-866-766-4860 or FDA at 1-800-FDA-1088 or [www.fda.gov/medwatch](http://www.fda.gov/medwatch).**

----- **USE IN SPECIFIC POPULATIONS** -----

- Pediatric: There was no difference in the pharmacokinetics of FIBRYGA between adults and adolescents (12-17 years of age). Lower recovery, shorter half-life and faster clearance were observed in children aged 1 to < 12 years; higher doses may be required in this age group ( 8.4 ).

**See 17 for PATIENT COUNSELING INFORMATION.**

**FULL PRESCRIBING INFORMATION: CONTENTS\***

**1 INDICATIONS AND USAGE**

**2 DOSAGE AND ADMINISTRATION**

2.1 Dosage

2.2 Preparation and Handling

2.3 Administration

**3 DOSAGE FORMS AND STRENGTHS**

**4 CONTRAINDICATIONS**

**5 WARNINGS AND PRECAUTIONS**

5.1 Hypersensitivity Reactions

5.2 Thrombosis

5.3 Transmissible Infectious Agents

**6 ADVERSE REACTIONS**

6.1 Clinical Trials Experience

**8 USE IN SPECIFIC POPULATIONS**

8.1 Pregnancy

8.2 Lactation

8.4 Pediatric Use

8.5 Geriatric Use

**11 DESCRIPTION**

**12 CLINICAL PHARMACOLOGY**

12.1 Mechanism of Action

12.2 Pharmacodynamics

12.3 Pharmacokinetics

**14 CLINICAL STUDIES**

**16 HOW SUPPLIED/STORAGE AND HANDLING**

**17 PATIENT COUNSELING INFORMATION**

\* Sections or subsections omitted from the full prescribing information are not listed.

---

**FULL PRESCRIBING INFORMATION**

**1 INDICATIONS AND USAGE**

FIBRYGA is a human fibrinogen concentrate indicated for the treatment of acute bleeding episodes in adults and children with congenital fibrinogen deficiency, including afibrinogenemia and hypofibrinogenemia.

FIBRYGA is not indicated for dysfibrinogenemia.

**2 DOSAGE AND ADMINISTRATION**

**For intravenous use only after reconstitution.**

## 2.1 Dosage

FIBRYGA dosing, duration of dosing, and frequency of administration should be individualized based on the extent of bleeding, laboratory values, and the clinical condition of the patient.

The recommended target fibrinogen plasma level is 100 mg/dL for minor bleeding and 150 mg/dL for major bleeding.

### FIBRYGA dose when baseline fibrinogen level is known

Dose should be individually calculated for each patient based on the target plasma fibrinogen level for the type of bleeding, actual measured plasma fibrinogen level and body weight, using the following age-specific formulas (see *Pharmacokinetics* [ 12.3 ]):

#### Adults and adolescents 12 years of age and above:

$$\text{Dose (mg/kg body weight)} = \frac{[\text{Target fibrinogen level (mg/dL)} - \text{measured fibrinogen level (mg/dL)}]}{1.8 \text{ (mg/dL per mg/kg body weight)}}$$

#### Children 0 to <12 years of age:

$$\text{Dose (mg/kg body weight)} = \frac{[\text{Target fibrinogen level (mg/dL)} - \text{measured fibrinogen level (mg/dL)}]}{1.4 \text{ (mg/dL per mg/kg body weight)}}$$

### FIBRYGA dose when baseline fibrinogen level is not known

If the patient's fibrinogen level is not known, the recommended dose is 70 mg/kg of body weight administered intravenously.

Monitor the patient's fibrinogen level during treatment with FIBRYGA.

Additional infusions of FIBRYGA should be administered if the plasma fibrinogen level is below the accepted lower limit (80 mg/dL for minor bleeding, 130 mg/dL for major bleeding) of the target level until hemostasis is achieved.

## 2.2 Preparation and Handling

FIBRYGA package contains:

- 1 single-dose bottle of FIBRYGA concentrate
- 1 transfer device (Octajet)
- 1 17-micron particle filter

Reconstitute FIBRYGA with 50 mL of sterile Water for Injection (not provided).

Do not use FIBRYGA beyond the expiration date. FIBRYGA contains no preservatives. Use aseptic technique when preparing and reconstituting FIBRYGA.

The procedures below are provided as general guidelines for preparation and reconstitution of FIBRYGA.

Reconstitute FIBRYGA as follows:

1. Warm both the powder and sterile Water for Injection (sWFI) in their closed bottles to room temperature. This temperature should be maintained during reconstitution. If a water bath is used for warming, prevent water from coming into contact with the rubber stoppers or the caps of the bottles. The temperature of the water bath should not exceed +37°C (98°F).
2. Remove the cap from the FIBRYGA bottle and the sWFI bottle to expose the central portion of the rubber stoppers. Clean the rubber stoppers with an alcohol swab and allow the rubber stoppers to dry.
3. Peel away the lid of the outer package of the Octajet transfer device. To maintain sterility, leave the Octajet device in the clear outer package.
4. Take the Octajet in its outer package and invert it over the FIBRYGA bottle. Place the device while in the outer package onto the center of the FIBRYGA bottle until the clips of the product spike (colorless) are locked. While holding onto the FIBRYGA bottle, carefully remove the outer package from the Octajet, being careful not to touch the water spike (blue) and leave the Octajet attached firmly to the FIBRYGA bottle. (Fig. 1)

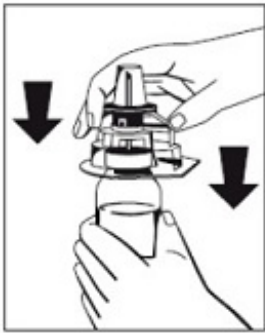


Fig. 1

5. With the FIBRYGA bottle held firmly on a level surface, invert the sWFI bottle and place it at the center of the water spike. Push the blue plastic cannula of the Octajet firmly through the rubber stopper of the sWFI bottle. (Fig. 2)



Fig. 2

6. Remove the distance ring (Fig. 3) and press the sWFI bottle down (Fig. 4). sWFI will flow into the FIBRYGA bottle.



Fig. 3



Fig. 4

7. When transfer of the sWFI is complete, gently swirl the FIBRYGA bottle until the powder is fully dissolved. To avoid foam formation, do not shake the bottle. The powder should be dissolved completely within approximately 5 to 10 minutes.

8. Turn the blue sWFI bottle connector (in either direction) to bring the position markers together and remove the sWFI bottle together with the water spike (Fig. 5). Keep the concentrate bottle upright to avoid leaking.



Fig. 5

9. Firmly connect the provided particle filter on the remaining Luer Lock on the FIBRYGA bottle (Fig. 6) and withdraw the solution through the particle filter into a syringe. (Fig. 7, 8)

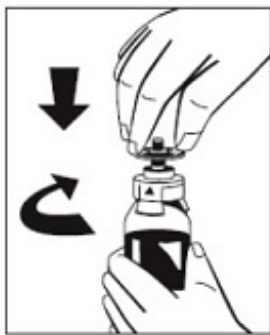


Fig. 6

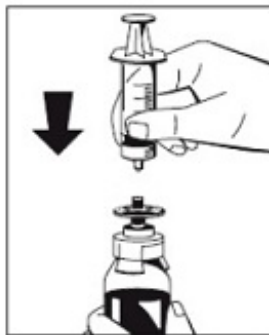


Fig. 7

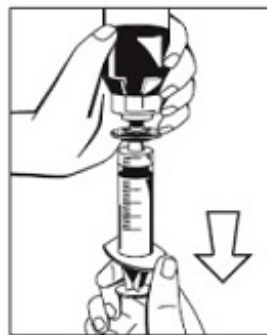


Fig. 8

10. Detach the filled syringe from the particle filter and discard the empty bottle and the filter.

- After reconstitution, the FIBRYGA solution should be almost colorless and slightly opalescent. Inspect the reconstituted FIBRYGA solution in the syringe for visible particulate matter and discoloration prior to administration. Do not use if particulate matter or discoloration are observed.

The powder should be reconstituted only directly before injection. After reconstitution, do not refrigerate or freeze the FIBRYGA solution. Use the reconstituted FIBRYGA solution immediately or within 4 hours after reconstitution. Discard any remaining FIBRYGA solution.

### 2.3 Administration

#### **For intravenous use only after reconstitution.**

- Do not administer FIBRYGA in the same tubing or container as other medications.
- Use aseptic technique when administering FIBRYGA.
- Administer FIBRYGA at room temperature by slow intravenous injection at a rate not exceeding 5

mL per minute.

### **3 DOSAGE FORMS AND STRENGTHS**

FIBRYGA is a sterile, lyophilized powder for reconstitution for intravenous injection. FIBRYGA is provided in single-dose bottles containing approximately 1 g fibrinogen concentrate for reconstitution with 50 mL of sterile Water for Injection.

### **4 CONTRAINDICATIONS**

FIBRYGA is contraindicated in individuals who have manifested severe immediate hypersensitivity reactions, including anaphylaxis, to FIBRYGA or its components (Sodium Citrate Dihydrate; Glycine; L-Arginine hydrochloride).

### **5 WARNINGS AND PRECAUTIONS**

#### **5.1 Hypersensitivity Reactions**

Hypersensitivity reactions may occur. If early signs of hypersensitivity reactions (including hives, generalized urticaria, tightness of the chest, wheezing, hypotension, and anaphylaxis) or symptoms of allergic reactions occur, immediately discontinue administration (see *Patient Counseling Information* [ 17 ]). The treatment required depends on the nature and severity of the reaction.

#### **5.2 Thrombosis**

Thrombosis may occur spontaneously in patients with congenital fibrinogen deficiency with or without the use of fibrinogen replacement therapy. Thrombotic events have been reported in patients receiving FIBRYGA. Treatment with human fibrinogen concentrate has been associated with risk of thrombosis at target fibrinogen levels that were less than 150 mg/dL. The risk of thrombosis may be greater when the target fibrinogen plasma level is 150 mg/dL. Weigh the benefits of FIBRYGA administration versus the risks of thrombosis. Patients receiving FIBRYGA should be monitored for signs and symptoms of thrombosis. (see *Patient Counseling Information* [ 17 ])

#### **5.3 Transmissible Infectious Agents**

FIBRYGA is made from human plasma. Products made from human plasma may contain infectious agents (e.g., viruses and the CJD agent that can cause disease). Also, unknown infectious agents may be present in such products (see *Patient Counseling Information* [ 17 ]). The risk that such products will transmit an infectious agent has been reduced by screening plasma donors for prior exposure to certain viruses, by testing for the presence of certain current virus infections, and by a process demonstrated to inactivate and/or remove certain viruses during manufacturing. (see *Description* [ 11 ]). Despite these measures, such products may transmit disease. All infections thought by a physician possibly to have been transmitted by this product should be reported by the physician or other healthcare provider to Octapharma at 1-866-766-4860.

### **6 ADVERSE REACTIONS**

- The most serious adverse reactions that may potentially be observed for FIBRYGA include anaphylactic type reactions. Should symptoms occur, discontinue FIBRYGA and administer appropriate treatment. (see *Hypersensitivity Reactions* [ 5.1 ])

- Use of FIBRYGA has been associated with the development of thromboembolic complications. (see *Thrombosis* [ 5.2 ])
- The most common adverse reactions observed in more than one subject in clinical studies with FIBRYGA (> 5% of subjects) were nausea, vomiting, pyrexia (fever) and thrombocytosis.

## 6.1 Clinical Trials Experience

Because clinical trials are conducted under widely varying conditions, adverse reaction rates observed in the clinical trials of a drug cannot be directly compared to the rate in the clinical trials of another drug and may not reflect the rates observed in practice.

Thirty-four subjects received at least one dose of FIBRYGA for the treatment of bleeding episodes and/or for perioperative management, in total, 167 doses were infused in two phase 3 studies. The most common adverse reactions observed in more than one subject in clinical studies with FIBRYGA (> 5% of subjects) were nausea, vomiting, pyrexia (fever) and thrombocytosis.

One patient had a mild skin reaction (itchiness and redness) after FIBRYGA administration for a bleeding episode and was treated with diphenhydramine and hydrocortisone. Thereafter, the patient received another infusion of FIBRYGA for the treatment of the same bleeding episode and another FIBRYGA infusion for surgical management during the next week. For both of those FIBRYGA infusions the patient was treated with diphenhydramine and hydrocortisone prophylactically and did not experience any drug reactions.

Further adverse reactions included one case each of digital foot ischemia, portal vein thrombosis following splenectomy, and peripheral phlebitis of the upper limbs.

## 8 USE IN SPECIFIC POPULATIONS

### 8.1 Pregnancy

#### Risk Summary

There are no data with FIBRYGA use in pregnant women to determine whether there is a drug-associated risk. Animal reproduction studies have not been conducted with FIBRYGA. It is not known whether FIBRYGA can cause fetal harm when administered to a pregnant woman or can affect fertility. In the U.S. general population, the estimated background risk of major birth defects and miscarriage in clinically recognized pregnancies is 2-4% and 15-20%, respectively.

### 8.2 Lactation

#### Risk Summary

There is no information regarding the presence of FIBRYGA in human milk, the effect on the breastfed infant, or the effects on milk production. The developmental and health benefits of breastfeeding should be considered along with the mother's clinical need for FIBRYGA and any potential adverse effects on the breastfed infant from FIBRYGA or from the underlying maternal condition.

### 8.4 Pediatric Use

There was no difference in the pharmacokinetics of FIBRYGA between adults and adolescents (12-17 years of age).

Lower incremental *in vivo* recovery (IVR), faster clearance and shorter half-life were observed in



children aged 1 to < 12 years, compared to adults and adolescents. As higher doses of FIBRYGA were administered for the treatment of bleeding episodes in children aged 1 to < 12 years, higher doses may be required in this age group. (see *Dosage* [ 2.1 ])

## 8.5 Geriatric Use

Clinical studies of FIBRYGA did not include sufficient numbers of subjects age 65 years and over to provide conclusive evidence as to whether or not they respond differently than younger subjects.

## 11 DESCRIPTION

FIBRYGA is a human plasma-derived, sterile, purified, virus-inactivated and nanofiltered (20 nm) fibrinogen concentrate.

FIBRYGA is supplied as a lyophilized powder for reconstitution for intravenous injection. FIBRYGA contains no preservatives. Each bottle contains approximately 1 g of fibrinogen. The diluent for reconstitution of the lyophilized powder is sterile Water for Injection.

The nominal composition of FIBRYGA is as follows:

<u>Component</u>	<u>Quantity/ mL</u>
Human Fibrinogen	20 mg
Sodium Chloride	6 mg
Sodium Citrate Dihydrate	1.5 mg
Glycine	10 mg
L-Arginine Hydrochloride	10 mg

All units of human plasma used in the manufacture of FIBRYGA are provided by FDA-approved blood establishments, and are tested by FDA-licensed serological tests for Hepatitis B surface antigen (HBsAg), antibodies to Hepatitis C Virus (HCV) and Human Immunodeficiency Virus (HIV)-1/2. As an additional safety measure, the plasma is tested with Nucleic Acid Tests (NATs) for Hepatitis A Virus (HAV), Hepatitis B Virus (HBV), HCV and HIV-1 and found to be non-reactive (negative). The plasma is also screened for Human Parvovirus (B19V) by NAT. The limit for B19V DNA in the mini-pool is set not to exceed  $10^3$  IU/mL. Only plasma that passed virus screening is used for production.

The FIBRYGA manufacturing process includes a solvent/detergent (S/D) step for virus inactivation, and a nanofiltration step (Planova 20N nanofilter or Pegasus SV4 nanofilter) for virus removal. The mean cumulative virus reduction factors of these steps are summarized in Table 1 below.

**Table 1: Cumulative Virus Reduction Factors (Log<sub>10</sub>) During FIBRYGA Manufacture**

Production Step	Virus Reduction Factor [log <sub>10</sub> ]				
	Enveloped Viruses			Non-Enveloped Viruses	
	HIV-1	PRV	BVDV	HAV	PPV
S/D treatment	≥ 5.2	6.6	≥ 5.8	n.a.	n.a.
Nanofiltration (Planova 20N)*	≥ 4.2	≥ 6.6	≥ 4.9	≥ 5.2	5.3
Cumulative Virus Reduction Factor(Log <sub>10</sub> )	≥ 9.4	≥ 13.2	≥ 10.7	≥ 5.2	5.3

PRV: Pseudorabies Virus, model for large enveloped DNA viruses

BVDV: Bovine Virus Diarrhea Virus, model for HCV

PPV: Porcine Parvovirus, model for B19V

n.a.: not applicable

\* When the nanofiltration step was performed using a Pegasus SV4 nanofilter, the virus reduction factors for HIV-1, PRV, BVDV, HAV, and PPV were ≥ 3.9, ≥ 6.3, ≥ 5.0, ≥ 5.2, and 4.5, respectively. The cumulative virus reduction factors (S/D treatment + Pegasus SV4 nanofiltration) were ≥ 9.0, ≥ 12.9, ≥ 10.8, ≥ 5.2, and 4.5, respectively.

## 12 CLINICAL PHARMACOLOGY

### 12.1 Mechanism of Action

Fibrinogen (Factor I) is a soluble plasma protein that, during the coagulation process, is converted to fibrin, one of the key components of the blood clot. Fibrinogen is a heterohexamer with a molecular weight of 340 kDa and composed of two sets of *A alpha*, *B beta*, and *gamma* polypeptide chains.

Following coagulation activation and thrombin generation, fibrinogen is cleaved by thrombin at specific sites on the *A alpha* and *B beta* chains to remove fibrinopeptide A (FPA) and fibrinopeptide B (FPB). The removal of FPA and FPB exposes binding sites on the fibrinogen molecule and leads to the formation of fibrin monomers that subsequently undergo polymerization. The resulting fibrin is stabilized by activated factor XIII. Factor XIIIa acts on fibrin to form cross links between fibrin polymers and renders the fibrin clot more resistant to fibrinolysis. The end product of the coagulation cascade is cross-linked fibrin which stabilizes the primary platelet plug and achieves secondary hemostasis.

### 12.2 Pharmacodynamics

Administration of FIBRYGA to patients with congenital fibrinogen deficiency supplements the missing coagulation factor or increases low plasma fibrinogen levels. Normal plasma fibrinogen level is in the range of 200-450 mg/dL.

An open-label, prospective, randomized, controlled, two-arm, cross-over study was conducted in 22 subjects with congenital fibrinogen deficiency (afibrinogenemia), ranging in age from 12 to 53 years (6 adolescents, 16 adults). Each subject received a single intravenous 70 mg/kg dose of FIBRYGA and the comparator product. Blood samples were drawn from the patients to measure the fibrinogen activity at

baseline and up to 14 days after the infusion. Maximum Clot Firmness (MCF) was measured by thromboelastometry (ROTEM).

For each subject, MCF was determined before (baseline) and one hour after the single dose administration of FIBRYGA. In this cross-over study, the results were compared with another fibrinogen concentrate available on the US market. The results of the study demonstrated that the MCF values were significantly higher after administration of FIBRYGA than at baseline (see *Table 2*). The mean change from pre-infusion to 1 hour post-infusion was 9.7 mm in the primary analysis (9.0 mm for subjects < 18 years old and 9.9 mm for subjects  $\geq$  18 to < 65 years old).

**Table 2:** MCF [mm] (ITT population) n=22

Time point	Mean $\pm$ SD	Median (range)
Pre-infusion	0 $\pm$ 0	0 (0-0)
1 hour post-infusion	9.7 $\pm$ 3.0	10.0 (4.0-16.0)
Mean change (primary analysis) <sup>a</sup>	9.7 $\pm$ 3.0	10.0 (4.0-16.0)

MCF = maximum clot firmness; mm = millimeter; ITT = intention-to-treat.

<sup>a</sup> p-value was <0.0001, 95% CI 8.37, 10.99

### 12.3 Pharmacokinetics

An open-label, prospective, randomized, controlled, two-arm, cross-over study was conducted in 22 subjects with congenital fibrinogen deficiency (afibrinogenemia), ranging in age from 12 to 53 years (6 adolescents, 16 adults), where each subject received a single intravenous 70 mg/kg dose of FIBRYGA and the comparator product. In addition, a prospective, open-label, uncontrolled, multicenter clinical study was conducted in 14 pediatric subjects with afibrinogenemia, ranging in age from 1 to 10 years. Thirteen subjects each received a single intravenous 70 mg/kg dose of FIBRYGA. In both studies, blood samples were drawn from the subjects to determine the fibrinogen activity at baseline and up to 14 days after the infusion. The pharmacokinetic parameters of FIBRYGA (n=34) are summarized in Table 3

In the study of adult and adolescent subjects, the incremental *in vivo* recovery (IVR) was determined from levels obtained up to 4 hours post-infusion. The median incremental IVR was a 1.8 mg/dL (range 1.1-2.6 mg/dL) increase per mg/kg. The median *in vivo* recovery indicates that a dose of 70 mg/kg will increase patients' fibrinogen plasma concentration by approximately 125 mg/dL. In pediatric subjects, the incremental *in vivo* recovery (IVR) was determined from levels obtained up to 3 hours post-infusion. The median incremental IVR was a 1.4 mg/dL (range 1.3-2.1 mg/dL) increase per mg/kg.

**Table 3: Pharmacokinetic Parameters for Fibrinogen Activity**

Parameters	Mean ± SD (range)		
	Adult and adolescent subjects (n=21)	Pediatric subjects 6 to <12 years of age (n=8)	Pediatric subjects <6 years of age (n=5)
Half-life [hr]	75.9 ± 23.8 (40.0-157.0)	66.1 ± 12.1 (57.7-91.6)	56.9 ± 10.8 (45.6-67.0)
C <sub>max</sub> [mg/dL]	139.0 ± 36.9 (83.0-216.0)	112.4 ± 19.8 (93.0-154.0)	99.0 ± 4.9 (94.0-106.0)
AUC [mg*hr/mL]	124.8 ± 34.6 (65.7-193.3)	102.1 ± 22.2 (78.2-140.9)	83.8 ± 12.4 (73.2-97.4)
AUC <sub>norm</sub> for dose of 70 mg/kg [mg*hr/mL]	113.7 ± 31.5 (59.7-175.5)	97.2 ± 21.2 (74.4-134.2)	79.8 ± 11.8 (69.7-92.8)
Incremental IVR mg/dL/(mg/kg)	1.8 ± 0.5 (1.1-2.6)	1.5 ± 0.3 (1.3-2.1)	1.3 ± 0.1 (1.3-1.4)
Clearance [mL/hr/kg]	0.7 ± 0.2 (0.4-1.2)	0.7 ± 0.1 (0.5-0.9)	0.9 ± 0.1 (0.8-1.0)
Mean residence time [hr]	106.3 ± 30.9 (58.7-205.5)	92.2 ± 17.1 (79.7-126.7)	78.4 ± 14.0 (63.6-91.5)
Volume of distribution at steady state [mL/kg]	70.2 ± 29.9 (36.9-149.1)	67.2 ± 8.2 (52.8-76.8)	68.6 ± 4.4 (63.9-72.7)

C<sub>max</sub> = maximum plasma concentration; AUC = area under the curve; AUC<sub>norm</sub> = area under the curve normalized to the dose administered; SD = standard deviation

No difference in fibrinogen activity was observed between males and females. There was no difference in the pharmacokinetics of FIBRYGA between adults and adolescents (12-17 years of age). Lower recovery, shorter half-life and faster clearance were observed in children aged 1 to < 12 years, compared to adults and adolescents. Other parameters, such as C<sub>max</sub> (maximum plasma concentration), AUC (area under the curve) and AUC<sub>norm</sub> (area under the curve normalized to the dose administered), were also lower in children. Such differences may be expected for the younger age subgroup owing to physiological differences in body size and composition.

## 14 CLINICAL STUDIES

The following data come from subjects with congenital fibrinogen deficiency (afibrinogenemia and hypofibrinogenemia) treated in two prospective, open-label, uncontrolled, multicenter clinical studies to assess efficacy of FIBRYGA for treatment of bleeding events (BEs), one study evaluated 24 adolescents and adults ages 12 to 54 years, and one evaluated 8 children 1 to 10 years of age.

Efficacy of FIBRYGA in treating BEs was measured using an objective 4-point hemostatic efficacy-scale based on criteria such as bleeding cessation, changes in hemoglobin, and use of any other hemostatic means. In the adult and adolescent study, 24 subjects received FIBRYGA treatment for 87 evaluable BEs one of which was major and 86 minor. Major bleeding included spontaneous intracranial hemorrhage, while minor bleeding included spontaneous occult gastrointestinal bleeding, mild hemarthrosis, superficial muscle, soft tissue or oral bleeding. Sixty-five (75%) of evaluable BEs were spontaneous and 22 (25%) BEs were traumatic. The major BE (intracranial hemorrhage) required two infusions. The median number of infusions for minor BEs was one. Four (4.5%) minor BEs required 2 infusions and one (1.1%) minor BE (gastrointestinal bleeding) required 7 infusions. The treatment of one BE was classified as failure (moderate efficacy) and 86 of 87 (98.9%) of evaluable BEs were assessed as having a successful efficacy outcome (8 ratings of good and 78 ratings of excellent efficacy).

Ten BEs were treated in the study of children, 2 were major and 8 minor. Major bleeds were thigh hematoma, and intraperitoneal bleed from splenic rupture, while minor bleeding included soft tissue or oral bleeding. Five (50.0%) BEs were spontaneous and five (50.0%) were traumatic. The median (range) number of infusions per BE was 1 (1-4). Of the two major treated BEs, one required three

infusions, while the other received four infusions, both achieved a hemostatic efficacy score of good. Three of 10 BEs in children were assessed as having a good hemostatic efficacy score, and seven as having an excellent hemostatic efficacy score, therefore 10 (100%) had a successful efficacy outcome (rating of good or excellent efficacy).

## 16 HOW SUPPLIED/STORAGE AND HANDLING

How supplied:

FIBRYGA is supplied in a single-dose bottle.

The following nominal dosage form is available:

<u>Carton NDC Number</u>	
FIBRYGA 1g	68982-347-01

- The actual potency of fibrinogen in mg is stated on each FIBRYGA carton and bottle.
- FIBRYGA is supplied in a package with a single-dose bottle of powder together with an Octajet transfer device and a 17-micron particle filter.
- Components used in the packaging of FIBRYGA are not made with natural rubber latex.

Storage and Handling:

- Store FIBRYGA for up to 30 months at +2°C to + 25°C (36°F to 77°F) from the date of manufacture.
- Do not use FIBRYGA beyond the expiration date printed on the carton and bottle.
- Do not freeze. Store in the original container to protect from light.
- After reconstitution, do not refrigerate or freeze the FIBRYGA solution. Use the reconstituted FIBRYGA solution immediately or within 4 hours after reconstitution.
- Dispose of any unused product or waste material in accordance with local requirements.

## 17 PATIENT COUNSELING INFORMATION

- Inform patients of the early signs of hypersensitivity or allergic reactions to FIBRYGA, including hives, chest tightness, wheezing, hypotension, and anaphylaxis (see *Warnings and Precautions* [ 5.1 ]). Advise them to notify their physician immediately if they experience any of these symptoms.
- Inform patients that blood clots with or without consequent obstruction of blood flow may occur with FIBRYGA. Any symptoms of blood clots such as unexplained chest and/or leg pain or swelling of the legs or arms, coughing up blood, shortness of breath, increased rate of breathing or unexplained symptoms related to the nervous system such as stroke or weakness following administration of FIBRYGA should be reported to their physician immediately (see *Warnings and Precautions* [ 5.2 ]).
- Inform patients that FIBRYGA is made from human plasma (part of the blood) and may contain infectious agents, e.g., viruses and, theoretically, the Creutzfeldt-Jakob Disease agent, that can cause disease. Explain the risk that FIBRYGA may transmit an infectious agent has been reduced by screening the plasma donors, by testing the donated plasma for certain virus infections, and by two processes demonstrated to inactivate and/or remove certain viruses during manufacturing (see *Warnings and Precautions* [ 5.3 ]). Symptoms of a possible virus infection include headache, fever, nausea, vomiting, weakness, malaise, diarrhea, or, in the case of hepatitis, jaundice.

**Manufactured by:**

Octapharma Pharmazeutika Produktionsges.m.b.H.  
Oberlaaer Strasse 235  
A-1100 Vienna, Austria

Octapharma AB  
Lars Forssells gata 23  
SE-112 75, Sweden

U.S. License No. 1646

**Distributed by:**

Octapharma USA Inc.  
117 West Century Road  
Paramus, NJ 07652

**Instructions for Use****FIBRYGA / fye bri ' gah /****Fibrinogen (Human)**

Read these instructions carefully before using FIBRYGA for the first time. The general guidelines for mixing and infusing FIBRYGA are listed below. If you are unsure of any of these steps, please contact the manufacturer before using FIBRYGA.

FIBRYGA is supplied as a powder. Before it can be infused, it must be mixed with sterile Water for Injection.

FIBRYGA is provided with the Octajet transfer device for reconstitution of the FIBRYGA powder in sterile Water for Injection, and a particle filter to filter the reconstituted solution before injection.

**Instructions for Mixing FIBRYGA**

1. Warm both the powder and sterile Water for Injection (sWFI) in their closed bottles to room temperature. This temperature should be maintained during reconstitution. If a water bath is used for warming, prevent water from coming into contact with the rubber stoppers or the caps of the bottles. The temperature of the water bath should not exceed +37°C (98°F).
2. Remove the cap from the FIBRYGA bottle and the sWFI bottle to expose the central portion of the rubber stoppers. Clean the rubber stoppers with an alcohol swab and allow the rubber stoppers to dry.
3. Peel away the lid of the outer package of the Octajet transfer device. To maintain sterility, leave the Octajet device in the clear outer package.
4. Take the Octajet in its outer package and invert it over the FIBRYGA bottle. Place the device while in the outer package onto the center of the FIBRYGA bottle until the clips of the product spike (colorless) are locked. While holding onto the FIBRYGA bottle, carefully remove the outer package from the

Octajet, being careful not to touch the water spike (blue) and leave the Octajet attached firmly to the FIBRYGA bottle. (Fig. 1)

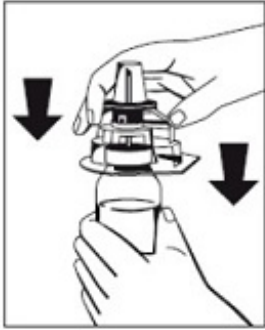


Fig. 1

5. With the FIBRYGA bottle held firmly on a level surface, invert the sWFI bottle and place it at the center of the water spike. Push the blue plastic cannula of the Octajet firmly through the rubber stopper of the sWFI bottle. (Fig. 2)

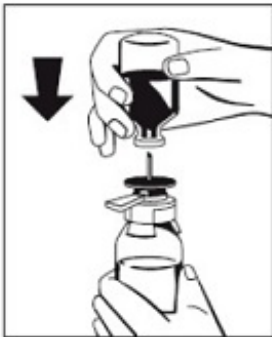


Fig. 2

6. Remove the distance ring (Fig. 3) and press the sWFI bottle down (Fig. 4). sWFI will flow into the FIBRYGA bottle.



Fig. 3



Fig. 4

7. When transfer of the sWFI is complete, gently swirl the FIBRYGA bottle until the powder is fully dissolved. To avoid foam formation, do not shake the bottle. The powder should be dissolved completely within approximately 5 to 10 minutes.

8. Turn the blue sWFI bottle connector (in either direction) to bring the position markers together and remove the sWFI bottle together with the water spike (Fig. 5). Keep the concentrate bottle upright to avoid leaking.



Fig. 5

9. Firmly connect the provided particle filter on the remaining Luer Lock on the FIBRYGA bottle (Fig. 6) and withdraw the solution through the particle filter into a syringe. (Fig. 7, 8)



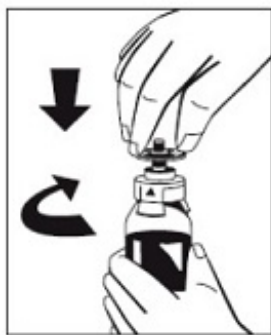


Fig. 6

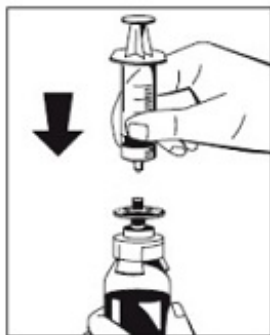


Fig. 7

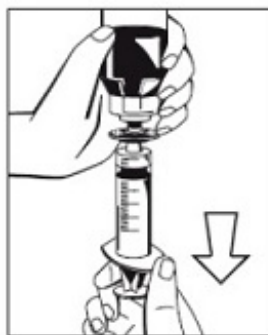


Fig. 8

10. Detach the filled syringe from the particle filter and discard the empty bottle and the filter.

### **Instructions for Injecting FIBRYGA**

**For intravenous use only after reconstitution.**

1. Inspect the reconstituted FIBRYGA solution in the syringe for visible particulate matter and discoloration prior to administration. Do not use if particulate matter or discoloration are observed.
2. Do not administer FIBRYGA in the same tubing or container as other medications.
3. Clean the chosen injection site with an alcohol swab.
4. Attach a standard infusion set to the syringe. Insert the needle of the infusion set into the chosen vein.
5. Perform intravenous infusion. The rate of administration should be determined by the patient's comfort level, at a recommended maximum rate of 5 mL per minute.
6. After infusing FIBRYGA, remove and properly discard the infusion set. After the infusion, remove the peel-off label containing the batch number from the FIBRYGA bottle, and place it in the log book for record keeping. Discard the empty bottle.

### **Manufactured by:**

Octapharma Pharmazeutika Produktionsges.m.b.H.

Oberlaaer Strasse 235

A-1100 Vienna, Austria

Octapharma AB

Lars Forssells gata 23

SE-112 75, Sweden

U.S. License No. 1646

### **Distributed by:**

Octapharma USA, Inc.

117 West Century Road  
Paramus, NJ 07652

FIBRYGA is a registered trademark of Octapharma.

Issued December 2020.

**PACKAGE LABEL - PRINCIPAL DISPLAY PANEL**

**Vial Label – Principal Display Panel**

**1g Range**

NDC 68982-348-01

**Fibryga®**

**Fibrinogen (Human)**

**Lyophilized Powder for Reconstitution**

Manufactured by:

Octapharma Pharmazeutika Produktionsges.m.b.H.

Oberlaaer Strasse 235

A-1100 Vienna, Austria

U.S. License No. 1646

Lot No: Fibryga® 1g	AYWwXzzz1	 <p>NDC 68982-348-01</p> <p><b>fibryga®</b> Fibrinogen (Human)</p> <p>Solvent/Detergent Treated and Nanofiltered</p> <p><b>For intravenous administration only. Rx only</b></p> <p>Lyophilized powder for reconstitution with Water for Injection. No preservatives. Store protected from light. Do not freeze. FIBRYGA may be stored at +2°C to +25°C (36°F to 77°F).</p> <p>See package insert for dosage and administration.</p>	XXXXXX-XX
Lot No: Fibryga® 1g	AYWwXzzz1		<p><b>1g Range</b></p>
Lot No: Exp. Date: Fibrinogen: mg/vial	AYWwXzzz1 00 MAR 39 0000		<p>U.S. License No. 1646</p> <p>Manufactured by: <b>octapharma®</b></p> <p>Distributed by: Octapharma USA Inc. Paramus, NJ 07652 866-766-4860</p>

## Carton Label – Principal Display Panel

### 1g Range

NDC 68982-347-01

**Fibryga®**

**Fibrinogen (Human)**

**Lyophilized Powder for Reconstitution**

Manufactured by:

Octapharma Pharmazeutika Produktionsges.m.b.H.

Oberlaaer Strasse 235

A-1100 Vienna, Austria

U.S. License No. 1646



## FIBRYGA

fibrinogen (human) kit

### Product Information

<b>Product Type</b>	PLASMA DERIVATIVE	<b>Item Code (Source)</b>	NDC:68982-347
---------------------	-------------------	---------------------------	---------------

### Packaging

#	Item Code	Package Description	Marketing Start Date	Marketing End Date
1	NDC:68982-347-01	1 in 1 CARTON		

### Quantity of Parts

Part #	Package Quantity	Total Product Quantity
Part 1	1 BOTTLE, GLASS	50 mL

## Part 1 of 1

## FIBRYGA

fibrinogen (human) powder, for solution

### Product Information

<b>Item Code (Source)</b>	NDC:68982-348			
<b>Route of Administration</b>	INTRAVENOUS			
<b>Active Ingredient/Active Moiety</b>				
	<b>Ingredient Name</b>	<b>Basis of Strength</b>	<b>Strength</b>	
	FIBRINO GEN HUMAN (UNII: N94833051K) (FIBRINOGEN HUMAN - UNII:N94833051K)	FIBRINOGEN HUMAN	20 mg in 1 mL	
<b>Packaging</b>				
<b>#</b>	<b>Item Code</b>	<b>Package Description</b>	<b>Marketing Start Date</b>	<b>Marketing End Date</b>
1	NDC:68982-348-01	50 mL in 1 BOTTLE, GLASS; Type 9: Other Type of Part 3 Combination Product (e.g., Drug/Device/Biological Product)		
<b>Marketing Information</b>				
<b>Marketing Category</b>	<b>Application Number or Monograph Citation</b>	<b>Marketing Start Date</b>	<b>Marketing End Date</b>	
BLA	BLA125612	10/16/2017		
<b>Marketing Information</b>				
<b>Marketing Category</b>	<b>Application Number or Monograph Citation</b>	<b>Marketing Start Date</b>	<b>Marketing End Date</b>	
BLA	BLA125612	10/16/2017		

**Labeler** - Octapharma USA Inc (606121163)

Revised: 12/2020

Octapharma USA Inc