

PRECEDEX- dexmedetomidine hydrochloride injection, solution
PRECEDEX- dexmedetomidine hydrochloride injection, solution, concentrate
Hospira, Inc.

HIGHLIGHTS OF PRESCRIBING INFORMATION

These highlights do not include all the information needed to use PRECEDEX safely and effectively. See full prescribing information for PRECEDEX.

PRECEDEX™ (dexmedetomidine hydrochloride) injection, for intravenous use

PRECEDEX™ (dexmedetomidine hydrochloride) in sodium chloride injection, for intravenous use

Initial U.S. Approval: 1999

-----**RECENT MAJOR CHANGES**-----

Indication and Usage, Procedural Sedation (1.2)	12/2022
Dosage and Administration, Recommended Dosage (2.2)	12/2022
Dosage and Administration, Preparation of Solution (2.4)	08/2022
Warnings and Precautions, Withdrawal (5.5)	12/2022
Warnings and Precautions, Hyperthermia or Pyrexia (5.7)	08/2022

-----**INDICATIONS AND USAGE**-----

PRECEDEX is a α_2 -adrenergic receptor agonist indicated for:

- Sedation of initially intubated and mechanically ventilated adult patients during treatment in an intensive care setting. Administer PRECEDEX by continuous infusion not to exceed 24 hours. (1.1)
- Sedation of non-intubated adult patients prior to and/or during surgical and other procedures. (1.2)
- Sedation of non-intubated pediatric patients aged 1 month to less than 18 years prior to and during non-invasive procedures. (1.2)

-----**DOSAGE AND ADMINISTRATION**-----

- Individualize and titrate PRECEDEX dosing to desired clinical effect. (2.1)
- Administer PRECEDEX using a controlled infusion device. (2.1)
- Dilute the 200 mcg/2 mL (100 mcg/mL) vial contents in 0.9% sodium chloride solution to achieve required concentration (4 mcg/mL) prior to administration. (2.4)
- The 80 mcg/20 mL single-dose vial, and 200 mcg/50 mL, 400 mcg/100 mL, and 1,000 mcg/250 mL single-dose bottles do not require further dilution prior to administration. (2.4)
- For Adult Intensive Care Unit Sedation: Initiate at one mcg/kg over 10 *minutes*, followed by a maintenance infusion of 0.2 to 0.7 mcg/kg/*hour*. (2.2)
- For Adult Procedural Sedation: Initiate at one mcg/kg over 10 *minutes*, followed by a maintenance infusion initiated at 0.6 mcg/kg/*hour* and titrated to achieve desired clinical effect with doses ranging from 0.2 to 1 mcg/kg/*hour*. (2.2)
- For Sedation of Pediatric Patients During Non-invasive Procedures: Patients 1 month to less than 2 years old initiate at 1.5 mcg/kg over 10 *minutes* followed by a maintenance infusion of 1.5 mcg/kg/*hour* and titrated to achieve desired clinical effect with dosage ranging from 0.5 to 1.5 mcg/kg/*hour*; patients 2 to less than 18 years old initiate at 2.0 mcg/kg over 10 *minutes* followed by a maintenance infusion of 1.5 mcg/kg/*hour* and titrated to achieve desired clinical effect with dosage ranging from 0.5 to 1.5 mcg/kg/*hour*. (2.2)
- Alternative Doses: Recommended for patients over 65 years of age and awake fiberoptic intubation patients. (2.2)

-----**DOSAGE FORMS AND STRENGTHS**-----

- PRECEDEX Injection, 200 mcg/2 mL (100 mcg/mL) in a single-dose vial. To be used after dilution. (3)
- PRECEDEX in 0.9% Sodium Chloride Injection, 80 mcg/20 mL (4 mcg/mL) in a single-dose vial. Ready to use. (3)
- PRECEDEX in 0.9% Sodium Chloride Injection, 200 mcg/50 mL, 400 mcg/100 mL, and 1,000 mcg/250 mL (4 mcg/mL) in single-dose glass bottles. Ready to use. (3)

-----**CONTRAINDICATIONS**-----

None. (4)

-----**WARNINGS AND PRECAUTIONS**-----

- **Monitoring:** Continuously monitor patients while receiving PRECEDEX. (5.1)
- **Bradycardia and Sinus Arrest:** Have occurred in young healthy volunteers with high vagal tone or with different routes of administration, e.g., rapid intravenous or bolus administration. (5.2)
- **Hypotension and Bradycardia:** May necessitate medical intervention. May be more pronounced in patients with hypovolemia, diabetes mellitus, or chronic hypertension, and in the elderly. Use with caution in patients with advanced heart block or severe ventricular dysfunction. (5.2)
- **Co-administration with Other Vasodilators or Negative Chronotropic Agents:** Use with caution due to additive pharmacodynamic effects. (5.2)
- **Transient Hypertension:** Observed primarily during the loading dose. Consider reduction in loading infusion rate. (5.3)
- **Arousability:** Patients can become aroused/alert with stimulation; this alone should not be considered as lack of efficacy. (5.4)
- **Tolerance and Tachyphylaxis:** Prolonged exposure to dexmedetomidine beyond 24 hours may be associated with tolerance and tachyphylaxis and a dose-related increase in adverse events. (5.6)

-----**ADVERSE REACTIONS**-----

- The most common adverse reactions (incidence >2%) in adults are hypotension, bradycardia, and dry mouth. (6.1)
- The most common adverse reactions (incidence >5%) in pediatric patients aged 1 month to less than 17 years are bradypnea, bradycardia, hypertension, and hypotension. (6.1)
- Adverse reactions in adults, associated with infusions >24 hours in duration include ARDS, respiratory failure, and agitation. (6.1)

To report SUSPECTED ADVERSE REACTIONS, contact Hospira, Inc. at 1-800-441-4100, or FDA at 1-800-FDA-1088 or www.fda.gov/medwatch.

-----**DRUG INTERACTIONS**-----

Anesthetics, Sedatives, Hypnotics, Opioids: Enhancement of pharmacodynamic effects. Reduction in dosage of PRECEDEX or the concomitant medication may be required. (7.1)

-----**USE IN SPECIFIC POPULATIONS**-----

- Geriatric Patients: Dose reduction should be considered. (2.2, 2.3, 5.2, 8.5)
- Hepatic Impairment: Dose reduction should be considered. (2.2, 2.3, 5.8, 8.6)

See 17 for PATIENT COUNSELING INFORMATION.

Revised: 12/2022

FULL PRESCRIBING INFORMATION: CONTENTS*

1 INDICATIONS AND USAGE

- 1.1 Intensive Care Unit Sedation
- 1.2 Procedural Sedation

2 DOSAGE AND ADMINISTRATION

- 2.1 Administration Instructions
- 2.2 Recommended Dosage
- 2.3 Dosage Adjustment
- 2.4 Preparation of Solution
- 2.5 Administration with Other Fluids
- 2.6 Compatibility with Natural Rubber

3 DOSAGE FORMS AND STRENGTHS

4 CONTRAINDICATIONS

5 WARNINGS AND PRECAUTIONS

- 5.1 Drug Administration
- 5.2 Hypotension, Bradycardia, and Sinus Arrest
- 5.3 Transient Hypertension
- 5.4 Arousability
- 5.5 Withdrawal
- 5.6 Tolerance and Tachyphylaxis
- 5.7 Hyperthermia or Pyrexia
- 5.8 Hepatic Impairment

6 ADVERSE REACTIONS

- 6.1 Clinical Trials Experience
- 6.2 Postmarketing Experience

7 DRUG INTERACTIONS

- 7.1 Anesthetics, Sedatives, Hypnotics, Opioids
- 7.2 Neuromuscular Blockers

8 USE IN SPECIFIC POPULATIONS

- 8.1 Pregnancy
- 8.2 Lactation
- 8.4 Pediatric Use
- 8.5 Geriatric Use
- 8.6 Hepatic Impairment

9 DRUG ABUSE AND DEPENDENCE

- 9.1 Controlled Substance
- 9.3 Dependence

10 OVERDOSAGE

11 DESCRIPTION

12 CLINICAL PHARMACOLOGY

- 12.1 Mechanism of Action
- 12.2 Pharmacodynamics
- 12.3 Pharmacokinetics

13 NONCLINICAL TOXICOLOGY

- 13.1 Carcinogenesis, Mutagenesis, Impairment of Fertility
- 13.2 Animal Toxicology and/or Pharmacology

14 CLINICAL STUDIES

- 14.1 Intensive Care Unit Sedation
- 14.2 Procedural Sedation

16 HOW SUPPLIED/STORAGE AND HANDLING

17 PATIENT COUNSELING INFORMATION

* Sections or subsections omitted from the full prescribing information are not listed.

FULL PRESCRIBING INFORMATION

1 INDICATIONS AND USAGE

1.1 Intensive Care Unit Sedation

PRECEDEX is indicated for sedation of initially intubated and mechanically ventilated adult patients during treatment in an intensive care setting. PRECEDEX should be administered by continuous infusion not to exceed 24 hours.

PRECEDEX has been continuously infused in mechanically ventilated adult patients prior to extubation, during extubation, and post-extubation. It is not necessary to discontinue PRECEDEX prior to extubation.

1.2 Procedural Sedation

PRECEDEX is indicated for sedation of non-intubated adult patients prior to and/or during surgical and other procedures.

PRECEDEX is indicated for sedation of non-intubated pediatric patients aged 1 month to less than 18 years prior to and during non-invasive procedures.

2 DOSAGE AND ADMINISTRATION

2.1 Administration Instructions

- PRECEDEX dosing should be individualized and titrated to desired clinical response.
- PRECEDEX is not indicated for infusions lasting longer than 24 hours.
- PRECEDEX should be administered using a controlled infusion device.

2.2 Recommended Dosage

Table 1: Recommended Dosage in Adult Patients

INDICATION	DOSAGE AND ADMINISTRATION
Initiation of Intensive Care Unit Sedation	<p><u>For adult patients:</u> a loading infusion of one mcg/kg over 10 <i>minutes</i>.</p> <p><u>For adult patients being converted from alternate sedative therapy:</u> a loading dose may not be required.</p> <p><u>For patients over 65 years of age:</u> Consider a dose reduction [<i>see Use in Specific Populations (8.5)</i>].</p> <p><u>For adult patients with impaired hepatic function:</u> Consider a dose reduction [<i>see Use in Specific Populations (8.6), Clinical Pharmacology (12.3)</i>].</p>
Maintenance of Intensive Care Unit Sedation	<p><u>For adult patients:</u> a maintenance infusion of 0.2 to 0.7 mcg/kg/<i>hour</i>. The rate of the maintenance infusion should be adjusted to achieve the desired level of sedation.</p> <p><u>For patients over 65 years of age:</u> Consider a dose reduction [<i>see Use in Specific Populations (8.5)</i>].</p> <p><u>For adult patients with impaired hepatic function:</u> Consider a dose reduction [<i>see Use in Specific Populations (8.6), Clinical Pharmacology (12.3)</i>].</p>
Initiation of Procedural Sedation	<p><u>For adult patients:</u> a loading infusion of one mcg/kg over 10 <i>minutes</i>.</p> <p>For less invasive procedures such as ophthalmic surgery, a loading infusion of 0.5 mcg/kg given over 10 <i>minutes</i> may be suitable.</p> <p><u>For awake fiberoptic intubation in adult patients:</u> a loading infusion of one mcg/kg over 10 <i>minutes</i>.</p>

For patients over 65 years of age: a loading infusion of 0.5 mcg/kg over 10 *minutes* [see *Use in Specific Populations (8.5)*].
For adult patients with impaired hepatic function: Consider a dose reduction [see *Use in Specific Populations (8.6)*, *Clinical Pharmacology (12.3)*].

Maintenance of Procedural Sedation	<p><u>For adult patients:</u> the maintenance infusion is generally initiated at 0.6 mcg/kg/<i>hour</i> and titrated to achieve desired clinical effect with doses ranging from 0.2 to 1 mcg/kg/<i>hour</i>. Adjust the rate of the maintenance infusion to achieve the targeted level of sedation.</p> <p><u>For awake fiberoptic intubation in adult patients:</u> a maintenance infusion of 0.7 mcg/kg/<i>hour</i> is recommended until the endotracheal tube is secured.</p> <p><u>For patients over 65 years of age:</u> Consider a dose reduction [see <i>Use in Specific Populations (8.5)</i>].</p> <p><u>For adult patients with impaired hepatic function:</u> Consider a dose reduction [see <i>Use in Specific Populations (8.6)</i>, <i>Clinical Pharmacology (12.3)</i>].</p>
---	---

Table 2: Recommended Dosage in Pediatric Patients

INDICATION	DOSAGE AND ADMINISTRATION
Initiation of Sedation During Non-invasive Procedures	<p><u>For pediatric patients:</u></p> <ul style="list-style-type: none"> • 1 month to less than 2 years: a loading infusion of 1.5 mcg/kg over 10 <i>minutes</i>. • 2 to less than 18 years: a loading infusion of 2 mcg/kg over 10 <i>minutes</i>. <p>Consider a reduction in dosage if clinically indicated.</p>
Maintenance of Sedation During Non-invasive Procedures	<p><u>For pediatric patients:</u></p> <ul style="list-style-type: none"> • 1 month to less than 18 years: the maintenance infusion is generally initiated at 1.5 mcg/kg/<i>hour</i> and titrated to achieve desired clinical effect with dosage ranging from 0.5 to 1.5 mcg/kg/<i>hour</i>. <p>As clinically warranted, titrate the maintenance dose to individual patient clinical response.</p>

2.3 Dosage Adjustment

Due to possible pharmacodynamic interactions, a reduction in dosage of PRECEDEX or other concomitant anesthetics, sedatives, hypnotics or opioids may be required when co-administered [see *Drug Interactions (7.1)*].

Dosage reductions may need to be considered for adult patients with hepatic impairment, and geriatric patients [see *Warnings and Precautions (5.8)*, *Use in Specific Populations (8.6)*, *Clinical Pharmacology (12.3)*].

2.4 Preparation of Solution

Strict aseptic technique must always be maintained during handling of PRECEDEX.

Parenteral drug products should be inspected visually for particulate matter and discoloration prior to administration, whenever solution and container permit. Do not use if product is discolored or if precipitate matter is present.

PRECEDEX Injection, 200 mcg/2 mL (100 mcg/mL)

PRECEDEX must be diluted with 0.9% sodium chloride injection to achieve required concentration (4 mcg/mL) prior to administration. Preparation of solutions is the same, whether for the loading dose or maintenance infusion.

To prepare the infusion, withdraw 2 mL of PRECEDEX Injection, and add to 48 mL of 0.9% sodium chloride injection to a total of 50 mL. Shake gently to mix well.

PRECEDEX in 0.9% Sodium Chloride Injection, 80 mcg/20 mL (4 mcg/mL), 200 mcg/50 mL (4 mcg/mL), 400 mcg/100 mL (4 mcg/mL), and 1,000 mcg/250 mL (4 mcg/mL)

PRECEDEX in 0.9% Sodium Chloride Injection is supplied in glass containers containing a premixed, ready to use dexmedetomidine hydrochloride solution in 0.9% sodium chloride in water. No further dilution of these preparations is necessary.

2.5 Administration with Other Fluids

PRECEDEX infusion should not be co-administered through the same intravenous catheter with blood or plasma because physical compatibility has not been established.

PRECEDEX has been shown to be incompatible when administered with the following drugs: amphotericin B, diazepam.

PRECEDEX has been shown to be compatible when administered with the following intravenous fluids:

- 0.9% sodium chloride in water
- 5% dextrose in water
- 20% mannitol
- Lactated Ringer's solution
- 100 mg/mL magnesium sulfate solution
- 0.3% potassium chloride solution

2.6 Compatibility with Natural Rubber

Compatibility studies have demonstrated the potential for absorption of PRECEDEX to some types of natural rubber. Although PRECEDEX is dosed to effect, it is advisable to use administration components made with synthetic or coated natural rubber gaskets.

3 DOSAGE FORMS AND STRENGTHS

PRECEDEX (dexmedetomidine hydrochloride) injection is a clear and colorless solution, to be used after dilution. It is available as:

- 200 mcg/2 mL (100 mcg/mL) single-dose vial.

PRECEDEX (dexmedetomidine hydrochloride) in 0.9% sodium chloride injection is a clear and colorless solution, ready to use. It is available as:

- PRECEDEX 80 mcg/20 mL (4 mcg/mL) single-dose vial.
- PRECEDEX 200 mcg/50 mL (4 mcg/mL) single-dose glass bottle.
- PRECEDEX 400 mcg/100 mL (4 mcg/mL) single-dose glass bottle.
- PRECEDEX 1,000 mcg/250 mL (4 mcg/mL) single-dose glass bottle.

4 CONTRAINDICATIONS

None.

5 WARNINGS AND PRECAUTIONS

5.1 Drug Administration

PRECEDEX should be administered only by persons skilled in the management of patients in the intensive care or operating room setting. Due to the known pharmacological effects of PRECEDEX, patients should be continuously monitored while receiving PRECEDEX.

5.2 Hypotension, Bradycardia, and Sinus Arrest

Clinically significant episodes of bradycardia and sinus arrest have been reported with PRECEDEX administration in young, healthy adult volunteers with high vagal tone or with different routes of administration including rapid intravenous or bolus administration.

Reports of hypotension and bradycardia have been associated with PRECEDEX infusion. Some of these cases have resulted in fatalities. If medical intervention is required, treatment may include decreasing or stopping the infusion of PRECEDEX, increasing the rate of intravenous fluid administration, elevation of the lower extremities, and use of pressor agents. Because PRECEDEX has the potential to augment bradycardia induced by vagal stimuli, clinicians should be prepared to intervene. The intravenous administration of anticholinergic agents (e.g., glycopyrrolate, atropine) should be considered to modify vagal tone. In clinical trials, glycopyrrolate or atropine were effective in the treatment of most episodes of PRECEDEX-induced bradycardia. However, in some patients with significant cardiovascular dysfunction, more advanced resuscitative measures were required.

Caution should be exercised when administering PRECEDEX to patients with advanced heart block and/or severe ventricular dysfunction. Because PRECEDEX decreases sympathetic nervous system activity, hypotension and/or bradycardia may be expected to be more pronounced in patients with hypovolemia, diabetes mellitus, or chronic hypertension and in elderly patients.

In clinical trials where other vasodilators or negative chronotropic agents were co-administered with PRECEDEX an additive pharmacodynamic effect was not observed. Nonetheless, caution should be used when such agents are administered concomitantly with PRECEDEX.

5.3 Transient Hypertension

Transient hypertension has been observed primarily during the loading dose in association with the initial peripheral vasoconstrictive effects of PRECEDEX. Treatment of

the transient hypertension has generally not been necessary, although reduction of the loading infusion rate may be desirable.

5.4 Arousability

Some patients receiving PRECEDEX have been observed to be arousable and alert when stimulated. This alone should not be considered as evidence of lack of efficacy in the absence of other clinical signs and symptoms.

5.5 Withdrawal

Intensive Care Unit Sedation

With administration up to 7 days, regardless of dose, 12 (5%) PRECEDEX adult subjects experienced at least 1 event related to withdrawal within the first 24 hours after discontinuing study drug and 7 (3%) PRECEDEX adult subjects experienced at least 1 event 24 to 48 hours after end of study drug. The most common events were nausea, vomiting, and agitation [see *Adverse Reactions (6.1)*].

In adult subjects, tachycardia and hypertension requiring intervention in the 48 hours following study drug discontinuation occurred at frequencies of <5%.

Procedural Sedation

In adult subjects, withdrawal symptoms were not seen after discontinuation of short-term infusions of PRECEDEX (<6 hours).

In pediatric patients, mild transient withdrawal symptoms of emergence delirium or agitation were seen after discontinuation of short-term infusions of PRECEDEX (<2 hours) [see *Adverse Reactions (6.1)*].

5.6 Tolerance and Tachyphylaxis

Use of dexmedetomidine beyond 24 hours has been associated with tolerance and tachyphylaxis and a dose-related increase in adverse reactions [see *Adverse Reactions (6.1)*].

5.7 Hyperthermia or Pyrexia

PRECEDEX may induce hyperthermia or pyrexia, which may be resistant to traditional cooling methods, such as administration of cooled intravenous fluids and antipyretic medications. Discontinue PRECEDEX if drug-related hyperthermia or pyrexia is suspected and monitor patients until body temperature normalizes.

5.8 Hepatic Impairment

Since PRECEDEX clearance decreases with severity of hepatic impairment, dose reduction should be considered in patients with impaired hepatic function [see *Dosage and Administration (2.2, 2.3)*].

6 ADVERSE REACTIONS

The following clinically significant adverse reactions are described elsewhere in the

labeling:

- Hypotension, bradycardia and sinus arrest [see Warnings and Precautions (5.2)]
- Transient hypertension [see Warnings and Precautions (5.3)]

6.1 Clinical Trials Experience

Because clinical trials are conducted under widely varying conditions, adverse reactions rates observed in the clinical trials of a drug cannot be directly compared to rates in the clinical trials of another drug and may not reflect the rates observed in practice.

Most common treatment-emergent adverse reactions, occurring in greater than 2% of adult patients in both Intensive Care Unit and procedural sedation studies include hypotension, bradycardia and dry mouth.

Intensive Care Unit Sedation

Adverse reaction information is derived from the continuous infusion trials of PRECEDEX for sedation in the Intensive Care Unit setting in which 1,007 adult patients received PRECEDEX. The mean total dose was 7.4 mcg/kg (range: 0.8 to 84.1), mean dose per hour was 0.5 mcg/kg/hr (range: 0.1 to 6.0) and the mean duration of infusion of 15.9 hours (range: 0.2 to 157.2). The population was between 17 to 88 years of age, 43% ≥65 years of age, 77% male and 93% Caucasian. Treatment-emergent adverse reactions occurring at an incidence of >2% are provided in Table 3. The most frequent adverse reactions were hypotension, bradycardia and dry mouth [see Warnings and Precautions (5.2)].

Table 3: Adverse Reactions with an Incidence >2%-Adult Intensive Care Unit Sedation Population <24 hours*

Adverse Event	All PRECEDEX (N = 1007) (%)	Randomized PRECEDEX (N = 798) (%)	Placebo (N = 400) (%)	Propofol (N = 188) (%)
Hypotension	25%	24%	12%	13%
Hypertension	12%	13%	19%	4%
Nausea	9%	9%	9%	11%
Bradycardia	5%	5%	3%	0
Atrial Fibrillation	4%	5%	3%	7%
Pyrexia	4%	4%	4%	4%
Dry Mouth	4%	3%	1%	1%
Vomiting	3%	3%	5%	3%
Hypovolemia	3%	3%	2%	5%
Atelectasis	3%	3%	3%	6%
Pleural Effusion	2%	2%	1%	6%
Agitation	2%	2%	3%	1%
Tachycardia	2%	2%	4%	1%
Anemia	2%	2%	2%	2%
Hyperthermia	2%	2%	3%	0
Chills	2%	2%	3%	2%

Hyperglycemia	2%	2%	2%	3%
Hypoxia	2%	2%	2%	3%
Post-procedural Hemorrhage	2%	2%	3%	4%
Pulmonary Edema	1%	1%	1%	3%
Hypocalcemia	1%	1%	0	2%
Acidosis	1%	1%	1%	2%
Urine Output Decreased	1%	1%	0	2%
Sinus Tachycardia	1%	1%	1%	2%
Ventricular Tachycardia	<1%	1%	1%	5%
Wheezing	<1%	1%	0	2%
Edema Peripheral	<1%	0	1%	2%

* 26 subjects in the all PRECEDEX group and 10 subjects in the randomized PRECEDEX group had exposure for greater than 24 hours.

Adverse reaction information was also derived from the placebo-controlled, continuous infusion trials of PRECEDEX for sedation in the surgical intensive care unit setting in which 387 adult patients received PRECEDEX for less than 24 hours. The most frequently observed treatment-emergent adverse events included hypotension, hypertension, nausea, bradycardia, fever, vomiting, hypoxia, tachycardia and anemia (see Table 4).

Table 4: Treatment-Emergent Adverse Events Occurring in >1% of All Dexmedetomidine-Treated Adult Patients in the Randomized Placebo-Controlled Continuous Infusion <24 Hours ICU Sedation Studies

Adverse Event	Randomized Dexmedetomidine (N = 387)	Placebo (N = 379)
Hypotension	28%	13%
Hypertension	16%	18%
Nausea	11%	9%
Bradycardia	7%	3%
Fever	5%	4%
Vomiting	4%	6%
Atrial Fibrillation	4%	3%
Hypoxia	4%	4%
Tachycardia	3%	5%
Hemorrhage	3%	4%
Anemia	3%	2%
Dry Mouth	3%	1%

Rigors	2%	3%
Agitation	2%	3%
Hyperpyrexia	2%	3%
Pain	2%	2%
Hyperglycemia	2%	2%
Acidosis	2%	2%
Pleural Effusion	2%	1%
Oliguria	2%	<1%
Thirst	2%	<1%

In a controlled clinical trial, PRECEDEX was compared to midazolam for ICU sedation exceeding 24 hours duration in adult patients. Key treatment emergent adverse events occurring in dexmedetomidine or midazolam treated adult patients in the randomized active comparator continuous infusion long-term intensive care unit sedation study are provided in Table 5. The number (%) of adult subjects who had a dose-related increase in treatment-emergent adverse events by maintenance adjusted dose rate range in the PRECEDEX group is provided in Table 6.

Table 5: Key Treatment-Emergent Adverse Events Occurring in Dexmedetomidine- or Midazolam-Treated Adult Patients in the Randomized Active Comparator Continuous Infusion Long-Term Intensive Care Unit Sedation Study

Adverse Event	Dexmedetomidine (N = 244)	Midazolam (N = 122)
Hypotension*	56%	56%
Hypotension Requiring Intervention	28%	27%
Bradycardia†	42%	19%
Bradycardia Requiring Intervention	5%	1%
Systolic Hypertension‡	28%	42%
Tachycardia§	25%	44%
Tachycardia Requiring Intervention	10%	10%
Diastolic Hypertension‡	12%	15%
Hypertension‡	11%	15%
Hypertension Requiring Intervention¶	19%	30%
Hypokalemia	9%	13%
Pyrexia	7%	2%
Agitation	7%	6%
Hyperglycemia	7%	2%

Constipation	6%	6%
Hypoglycemia	5%	6%
Respiratory Failure	5%	3%
Renal Failure Acute	2%	1%
Acute Respiratory Distress Syndrome	2%	1%
Generalized Edema	2%	6%
Hypomagnesemia	1%	7%

* Hypotension was defined in absolute terms as Systolic blood pressure of <80 mmHg or Diastolic blood pressure of <50 mmHg or in relative terms as $\leq 30\%$ lower than pre-study drug infusion value.

† Bradycardia was defined in absolute terms as <40 bpm or in relative terms as $\leq 30\%$ lower than pre-study drug infusion value.

‡ Hypertension was defined in absolute terms as Systolic blood pressure >180 mmHg or Diastolic blood pressure of >100 mmHg or in relative terms as $\geq 30\%$ higher than pre-study drug infusion value.

§ Tachycardia was defined in absolute terms as >120 bpm or in relative terms as $\geq 30\%$ greater than pre-study drug infusion value.

¶ Includes any type of hypertension

The following adverse events occurred between 2 and 5% for PRECEDEX and Midazolam, respectively: renal failure acute (2.5%, 0.8%), acute respiratory distress syndrome (2.5%, 0.8%), and respiratory failure (4.5%, 3.3%).

Table 6: Number (%) of Adult Subjects Who Had a Dose-Related Increase in Treatment Emergent Adverse Events by Maintenance Adjusted Dose Rate Range in the PRECEDEX Group

PRECEDEX (mcg/kg/hr)			
Adverse Event	$\leq 0.7^*$ (N = 95)	>0.7 to $\leq 1.1^*$ (N = 78)	>1.1* (N = 71)
Constipation	6%	5%	14%
Agitation	5%	8%	14%
Anxiety	5%	5%	9%
Edema Peripheral	3%	5%	7%
Atrial Fibrillation	2%	4%	9%
Respiratory Failure	2%	6%	10%
Acute Respiratory Distress Syndrome	1%	3%	9%

* Average maintenance dose over the entire study drug administration.

Adult Procedural Sedation

Adverse reaction information is derived from the two trials for adult procedural sedation [see *Clinical Studies (14.2)*] in which 318 adult patients received PRECEDEX. The mean total dose was 1.6 mcg/kg (range: 0.5 to 6.7), mean dose per hour was 1.3 mcg/kg/hr (range: 0.3 to 6.1) and the mean duration of infusion of 1.5 hours (range: 0.1 to 6.2). The population was between 18 to 93 years of age, ASA I-IV, 30% ≥ 65 years of age,

52% male and 61% Caucasian.

Treatment-emergent adverse reactions occurring in adults at an incidence of >2% are provided in Table 7. The most frequent adverse reactions were hypotension, bradycardia, and dry mouth [see *Warnings and Precautions (5.2)*]. Pre-specified criteria for the vital signs to be reported as adverse reactions are footnoted below the table. The decrease in respiratory rate and hypoxia was similar between PRECEDEX and comparator groups in both studies.

Table 7: Adverse Reactions with an Incidence >2%—Adult Procedural Sedation Population

Adverse Event	PRECEDEX (N = 318) (%)	Placebo (N = 113) (%)
Hypotension*	54%	30%
Respiratory Depression†	37%	32%
Bradycardia‡	14%	4%
Hypertension§	13%	24%
Tachycardia¶	5%	17%
Nausea	3%	2%
Dry Mouth	3%	1%
Hypoxia#	2%	3%
Bradypnea	2%	4%

* Hypotension was defined in absolute and relative terms as Systolic blood pressure of <80 mmHg or \leq 30% lower than pre-study drug infusion value, or Diastolic blood pressure of <50 mmHg.

† Respiratory depression was defined in absolute and relative terms as respiratory rate (RR) <8 beats per minute or >25% decrease from baseline.

‡ Bradycardia was defined in absolute and relative terms as <40 beats per minute or \leq 30% lower than pre-study drug infusion value. Subjects in Study 2 were pretreated with glycopyrrolate 0.1 mg intravenously before receiving study drug [see *Clinical Studies (14.2)*].

§ Hypertension was defined in absolute and relative terms as Systolic blood pressure >180 mmHg or \geq 30% higher than pre-study drug infusion value or Diastolic blood pressure of >100 mmHg.

¶ Tachycardia was defined in absolute and relative terms as >120 beats per minute or \geq 30% greater than pre-study drug infusion value.

Hypoxia was defined in absolute and relative terms as SpO₂ <90% or 10% decrease from baseline.

Pediatric Sedation for Magnetic Resonance Imaging

Adverse reaction information is derived from a trial for sedation of pediatric procedural during a non-invasive procedure [see *Clinical Studies (14.2)*] in which 122 pediatric patients aged 1 month to less than 17 years undergoing magnetic resonance imaging (MRI) scans received PRECEDEX. In pediatric patients 1 month to less than 2 years old, the median total dose for the PRECEDEX low, middle, and high dose treatment groups was 8.30, 18.90, and 22.75 mcg, respectively. The median duration of treatment ranged from 52.5 to 69 minutes across treatment groups. In pediatric patients 2 to less than 17

years old, the median total dose for the PRECEDEX low, middle, and high dose treatment groups was 21.30, 43.90, and 80.25 mcg, respectively. The median duration of treatment ranged from 56.5 to 66 minutes across treatment groups.

All-causality treatment-emergent adverse reactions occurring in the combined age group of pediatric patients during the procedure at an incidence of >5% are provided in Table 8. The most frequent treatment-emergent adverse events were bradypnea, bradycardia, hypertension, and hypotension [see *Warnings and Precautions (5.2, 5.3)*]. In the combined age group and in each age group, increased incidence in bradycardia and hypertension was observed with increasing PRECEDEX dose. Mild transient withdrawal symptoms of emergence delirium or agitation occurred in 3 of 122 patients after discontinuation of PRECEDEX infusion [see *Warnings and Precautions (5.5)*]. All reported treatment-emergent adverse reactions were mild to moderate in severity and the majority resolved without medical intervention. No subject in the study required airway intervention, including a jaw thrust or insertion of a nasal or oral airway. A similar profile was observed in the pediatric patients 1 month to less than 2 years old and in pediatric patients 2 to less than 17 years old. Pre-specified criteria for the vital signs to be reported as adverse events are footnoted below the table.

Table 8: Treatment-Emergent Adverse Events with Incidence >5%—Pediatric Patients During Non-invasive Procedure

	PRECEDEX Low Dose (N = 42)	PRECEDEX Middle Dose (N = 42)	PRECEDEX High Dose (N = 38)	Total (N = 122)
Number (%) of Pediatric Patients	n (%)	n (%)	n (%)	n (%)
Adverse Event				
Bradypnea*	33 (79)	27 (64)	22 (58)	82 (67)
Bradycardia†	24 (57)	24 (57)	27 (71)	75 (62)
Hypertension‡	11 (26)	17 (41)	18 (47)	46 (38)
Hypotension§	13 (31)	11 (26)	6 (16)	30 (25)
Hypoxia¶	6 (14)	3 (7)	1 (3)	10 (8)
Diastolic Hypertension‡	3 (7)	3 (7)	4 (11)	10 (8)
Systolic Hypertension‡	1 (2)	5 (12)	3 (8)	9 (7)
Tachycardia	3 (7)	1 (2)	1 (3)	5 (4)

N = Number of pediatric patients evaluable for adverse events.

* Bradypnea was defined as respiratory rate <1st centile of the age adjusted normal range.

† Bradycardia was defined as a decrease in HR of 30% from baseline or absolute HR ≤1st centile of the age adjusted normal range.

‡ For pediatric patients 1 month to less than 1 year old, hypertension was defined as supine systolic blood pressure ≥104 mm/Hg and/or diastolic blood pressure ≥56 mmHg measurements. For pediatric patients 1 to less than 17 years old: hypertension was defined as supine systolic blood pressure and/or diastolic blood pressure measurements ≥95th percentile for gender, age, and height.

§ Hypotension was defined as a decrease in systolic blood pressure ≥30% from baseline.

¶ Hypoxia was defined as oxygen saturation <90% for any duration.

6.2 Postmarketing Experience

The following adverse reactions have been identified during post-approval use of

PRECEDEX. Because these reactions are reported voluntarily from a population of uncertain size, it is not always possible to reliably estimate their frequency or establish a causal relationship to drug exposure.

Hypotension and bradycardia were the most common adverse reactions associated with the use of PRECEDEX during post-approval use of the drug.

Table 9: Adverse Reactions Experienced During Post-Approval Use of PRECEDEX

System Organ Class	Preferred Term
Blood and Lymphatic System Disorders	Anemia
Cardiac Disorders	Arrhythmia, atrial fibrillation, atrioventricular block, bradycardia, cardiac arrest, cardiac disorder, extrasystoles, myocardial infarction, supraventricular tachycardia, tachycardia, ventricular arrhythmia, ventricular tachycardia
Eye Disorders	Photopsia, visual impairment
Gastrointestinal Disorders	Abdominal pain, diarrhea, nausea, vomiting
General Disorders and Administration Site Conditions	Chills, hyperpyrexia, pain, pyrexia, thirst
Hepatobiliary Disorders	Hepatic function abnormal, hyperbilirubinemia
Investigations	Alanine aminotransferase increased, aspartate aminotransferase increased, blood alkaline phosphatase increased, blood urea increased, electrocardiogram T wave inversion, gammaglutamyltransferase increased, electrocardiogram QT prolonged
Metabolism and Nutrition Disorders	Acidosis, hyperkalemia, hypoglycemia, hypovolemia, hyponatremia
Nervous System Disorders	Convulsion, dizziness, headache, neuralgia, neuritis, speech disorder
Psychiatric Disorders	Agitation, confusional state, delirium, hallucination, illusion
Renal and Urinary Disorders	Oliguria, polyuria
Respiratory, Thoracic and Mediastinal Disorders	Apnea, bronchospasm, dyspnea, hypercapnia, hypoventilation, hypoxia, pulmonary congestion, respiratory acidosis
Skin and Subcutaneous Tissue Disorders	Hyperhidrosis, pruritus, rash, urticaria
Surgical and Medical Procedures	Light anesthesia
Vascular Disorders	Blood pressure fluctuation, hemorrhage, hypertension, hypotension

7 DRUG INTERACTIONS

7.1 Anesthetics, Sedatives, Hypnotics, Opioids

Co-administration of PRECEDEX with anesthetics, sedatives, hypnotics, and opioids is likely to lead to an enhancement of effects. Specific studies have confirmed these effects with sevoflurane, isoflurane, propofol, alfentanil, and midazolam. No pharmacokinetic interactions between PRECEDEX and isoflurane, propofol, alfentanil and midazolam have been demonstrated. However, due to possible pharmacodynamic interactions, when co-administered with PRECEDEX, a reduction in dosage of PRECEDEX or the concomitant anesthetic, sedative, hypnotic or opioid may be required.

7.2 Neuromuscular Blockers

In one study of 10 healthy adult volunteers, administration of PRECEDEX for 45 minutes at a plasma concentration of one ng/mL resulted in no clinically meaningful increases in the magnitude of neuromuscular blockade associated with rocuronium administration.

8 USE IN SPECIFIC POPULATIONS

8.1 Pregnancy

Risk Summary

Available data from published randomized controlled trials and case reports over several decades of use with intravenously administered dexmedetomidine during pregnancy have not identified a drug-associated risk of major birth defects and miscarriage; however, the reported exposures occurred after the first trimester. Most of the available data are based on studies with exposures that occurred at the time of caesarean section delivery, and these studies have not identified an adverse effect on maternal outcomes or infant Apgar scores. Available data indicate that dexmedetomidine crosses the placenta.

In animal reproduction studies, fetal toxicity that lower fetal viability and reduced live fetuses occurred with subcutaneous administration of dexmedetomidine to pregnant rats during organogenesis at doses 1.8 times the maximum recommended human dose (MRHD) of 17.8 mcg/kg/day.

Developmental toxicity (low pup weights and adult offspring weights, decreased F1 grip strength, increased early implantation loss and decreased viability of second-generation offspring) occurred when pregnant rats were subcutaneously administered dexmedetomidine at doses less than the clinical dose from late pregnancy through lactation and weaning (*see Data*).

The estimated background risk of major birth defects and miscarriage for the indicated population is unknown. All pregnancies have a background risk of birth defect, loss, or other adverse outcomes. In the U.S. general population, the estimated background risk of major birth defects and miscarriage in clinically recognized pregnancies is 2–4% and 15–20%, respectively.

Data

Animal Data

Increased post-implantation losses and reduced live fetuses in the presence of maternal toxicity (i.e. decreased body weight) were noted in a rat embryo-fetal development study in which pregnant dams were administered subcutaneous doses of dexmedetomidine

200 mcg/kg/day (equivalent to 1.8 times the intravenous MRHD of 17.8 mcg/kg/day based on body surface area [BSA]) during the period of organogenesis (Gestation Day [GD] 6 to 15). No malformations were reported.

No malformations or embryo-fetal toxicity were noted in a rabbit embryo-fetal development study in which pregnant does were administered dexmedetomidine intravenously at doses of up to 96 mcg/kg/day (approximately half the human exposure at the MRHD based on AUC) during the period of organogenesis (GD 6 to 18).

Reduced pup and adult offspring birth weights, and grip strength were reported in a rat developmental toxicology study in which pregnant females were administered dexmedetomidine subcutaneously at doses of 8 mcg/kg/day (0.07 times the MRHD based on BSA) during late pregnancy through lactation and weaning (GD 16 to postnatal day [PND] 25). Decreased viability of second generation offspring and an increase in early implantation loss along with delayed motor development occurred in the 32 mcg/kg/day group (equivalent to less than the clinical dose based on BSA) when first generation offspring were allowed to mate. This study limited dosing to hard palate closure (GD 15 to 18) through weaning instead of dosing from implantation (GD 6 to 7) to weaning (PND 21).

In a study in the pregnant rat, placental transfer of dexmedetomidine was observed when radiolabeled dexmedetomidine was administered subcutaneously.

8.2 Lactation

Risk Summary

Available published literature reports the presence of dexmedetomidine in human milk following intravenous administration (*see Data*). There is no information regarding the effects of dexmedetomidine on the breastfed infant or the effects on milk production. Advise women to monitor the breastfed infant for irritability. The developmental and health benefits of breastfeeding should be considered along with the mother's clinical need for PRECEDEX and any potential adverse effects on the breastfed infant from PRECEDEX or from the underlying condition.

Data

In two published clinical studies, a total of 14 women were given intravenous dexmedetomidine 6 mcg/kg/hour for 10 minutes after delivery followed by continuous infusion of 0.2–0.7 mcg/kg/hour. Breast milk and maternal blood samples were collected at 0, 6, 12, and 24 hours after discontinuation of dexmedetomidine. Plasma and milk dexmedetomidine concentrations were detectable up to 6 hours in most subjects, up to 12 hours in one subject and undetectable in all at 24 hours. The milk-to-plasma ratio from single paired maternal milk and plasma concentrations at each time point ranged from 0.53 to 0.95. The relative infant dose was estimated to range from 0.02 to 0.098%.

8.4 Pediatric Use

Sedation for Non-Invasive Procedures

The safety and efficacy of PRECEDEX have been established in pediatric patients 1 month to less than 18 years of age for sedation during non-invasive procedures. Use in this age group is based on one randomized double-blind, dose-ranging safety and efficacy trial in non-intubated pediatric patients 1 month to less than 17 years of age

who required sedation prior to undergoing MRI scans [see *Clinical Studies (14.2)*]. An increase in frequency of bradypnea, bradycardia, hypertension and hypotension was observed in pediatric patients treated with PRECEDEX [see *Adverse Reactions (6.1)*]. The overall safety profile of PRECEDEX in pediatric patients was consistent with the known safety profile in adults [see *Adverse Reactions (6.1)*].

The safety and effectiveness of PRECEDEX have not been established in pediatric patients less than 1 month of age.

ICU Sedation

The safety and efficacy of PRECEDEX have not been established in pediatric patients for ICU sedation. One assessor-blinded trial in pediatric patients and two open label studies in neonates were conducted to assess efficacy for ICU sedation. These studies did not meet their primary efficacy endpoints and the safety data submitted were insufficient to fully characterize the safety profile of PRECEDEX for these patient populations.

8.5 Geriatric Use

Intensive Care Unit Sedation

A total of 729 patients in the clinical studies were 65 years of age and over. A total of 200 patients were 75 years of age and over. In patients greater than 65 years of age, a higher incidence of bradycardia and hypotension was observed following administration of PRECEDEX [see *Warnings and Precautions (5.2)*]. Therefore, a dose reduction may be considered in patients over 65 years of age [see *Dosage and Administration (2.2, 2.3)*, *Clinical Pharmacology (12.3)*].

Procedural Sedation

A total of 131 patients in the clinical studies were 65 years of age and over. A total of 47 patients were 75 years of age and over. Hypotension occurred in a higher incidence in PRECEDEX-treated patients 65 years or older (72%) and 75 years or older (74%) as compared to patients <65 years (47%). A reduced loading dose of 0.5 mcg/kg given over 10 minutes is recommended and a reduction in the maintenance infusion should be considered for patients greater than 65 years of age.

8.6 Hepatic Impairment

Since PRECEDEX clearance decreases with increasing severity of hepatic impairment, dose reduction should be considered in patients with impaired hepatic function [see *Dosage and Administration (2.2, 2.3)*, *Clinical Pharmacology (12.3)*].

9 DRUG ABUSE AND DEPENDENCE

9.1 Controlled Substance

PRECEDEX (dexmedetomidine hydrochloride) is not a controlled substance.

9.3 Dependence

The dependence potential of PRECEDEX has not been studied in humans. However, since studies in rodents and primates have demonstrated that PRECEDEX exhibits pharmacologic actions similar to those of clonidine, it is possible that PRECEDEX may

produce a clonidine-like withdrawal syndrome upon abrupt discontinuation [see *Warnings and Precautions (5.5)*].

10 OVERDOSAGE

The tolerability of PRECEDEX was studied in one study in which healthy adult subjects were administered doses at and above the recommended dose of 0.2 to 0.7 mcg/kg/hr. The maximum blood concentration achieved in this study was approximately 13 times the upper boundary of the therapeutic range. The most notable effects observed in two subjects who achieved the highest doses were first degree atrioventricular block and second-degree heart block. No hemodynamic compromise was noted with the atrioventricular block and the heart block resolved spontaneously within one minute.

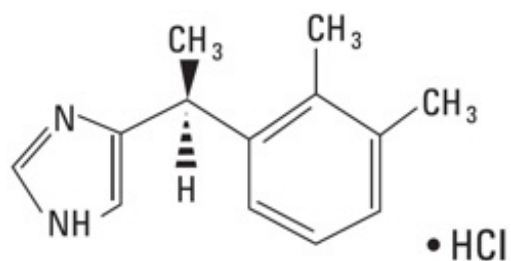
Five adult patients received an overdose of PRECEDEX in the intensive care unit sedation studies. Two of these patients had no symptoms reported; one patient received a 2 mcg/kg loading dose over 10 minutes (twice the recommended loading dose) and one patient received a maintenance infusion of 0.8 mcg/kg/hr. Two other patients who received a 2 mcg/kg loading dose over 10 minutes, experienced bradycardia and/or hypotension. One patient who received a loading bolus dose of undiluted PRECEDEX (19.4 mcg/kg), had cardiac arrest from which he was successfully resuscitated.

11 DESCRIPTION

PRECEDEX (dexmedetomidine hydrochloride) injection (100 mcg/mL) is a sterile, nonpyrogenic solution suitable for intravenous infusion following dilution. PRECEDEX (dexmedetomidine hydrochloride) in 0.9% Sodium Chloride Injection (4 mcg/mL) is a sterile, nonpyrogenic ready to use solution suitable for intravenous infusion.

PRECEDEX contains dexmedetomidine hydrochloride as the active pharmaceutical ingredient. Dexmedetomidine hydrochloride is a central α_2 -adrenergic agonist. Dexmedetomidine hydrochloride is the S-enantiomer of medetomidine.

Dexmedetomidine hydrochloride chemical name is 1H-Imidazole, 4-[1-(2,3-dimethylphenyl)ethyl]-, monohydrochloride, (S). Dexmedetomidine hydrochloride has a molecular weight of 236.7 and the empirical formula is $C_{13}H_{16}N_2 \cdot HCl$ and the structural formula is:



Dexmedetomidine hydrochloride is a white or almost white powder that is freely soluble in water and has a pKa of 7.1. Its partition coefficient in-octanol: water at pH 7.4 is 2.89.

PRECEDEX Injection is intended to be used after dilution. It is supplied as a clear, colorless, isotonic solution with a pH between 4.5 to 7.0. Each mL contains 118 mcg of

dexmedetomidine hydrochloride (equivalent to 100 mcg or 0.1 mg of dexmedetomidine) and 9 mg of sodium chloride in water for injection. The solution is preservative-free and contains no additives or chemical stabilizers.

PRECEDEX in 0.9% Sodium Chloride Injection is ready to be used. It is supplied as a clear, colorless, isotonic solution with a pH between 4.5 to 8.0. Each mL contains 4.72 mcg of dexmedetomidine hydrochloride (equivalent to 4 mcg or 0.004 mg of dexmedetomidine) and 9 mg sodium chloride in water for injection. The solution is preservative-free and contains no additives or chemical stabilizers.

12 CLINICAL PHARMACOLOGY

12.1 Mechanism of Action

PRECEDEX is a relatively selective centrally acting α_2 -adrenergic agonist with sedative properties. α_2 selectivity is observed in animals following slow intravenous infusion of low and medium doses (10–300 mcg/kg). Both α_1 and α_2 activity is observed following slow intravenous infusion of high doses ($\geq 1,000$ mcg/kg) or with rapid intravenous administration.

12.2 Pharmacodynamics

In a study in healthy adult volunteers (N = 10), respiratory rate and oxygen saturation remained within normal limits and there was no evidence of respiratory depression when PRECEDEX was administered by intravenous infusion at doses within the recommended dose range (0.2–0.7 mcg/kg/hr).

12.3 Pharmacokinetics

Following intravenous administration to adults, dexmedetomidine exhibits the following pharmacokinetic parameters: a rapid distribution phase with a distribution half-life ($t_{1/2}$) of approximately 6 minutes; a terminal elimination half-life ($t_{1/2}$) of approximately 2 hours; and steady-state volume of distribution (V_{SS}) of approximately 118 liters. Clearance is estimated to be approximately 39 L/h. The mean body weight associated with this clearance estimate was 72 kg.

Dexmedetomidine exhibits linear pharmacokinetics in the dosage range of 0.2 to 0.7 mcg/kg/hr when administered to adults by intravenous infusion for up to 24 hours. Table 10 shows the main pharmacokinetic parameters when PRECEDEX was infused (after appropriate loading doses) at maintenance infusion rates of 0.17 mcg/kg/hr (target plasma concentration of 0.3 ng/mL) for 12 and 24 hours, 0.33 mcg/kg/hr (target plasma concentration of 0.6 ng/mL) for 24 hours, and 0.70 mcg/kg/hr (target plasma concentration of 1.25 ng/mL) for 24 hours.

Table 10: Mean \pm SD Pharmacokinetic Parameters in Adults

Loading Infusion (min)/Total Infusion Duration (hrs)			
10 min/12 hrs	10 min/24 hrs	10 min/24 hrs	35 min/24 hrs
Dexmedetomidine Target Plasma Concentration (ng/mL) and Dose (mcg/kg/hr)			

Parameter	0.3/0.17	0.3/0.17	0.6/0.33	1.25/0.70
t_{1/2}[*], hour	1.78 ± 0.30	2.22 ± 0.59	2.23 ± 0.21	2.50 ± 0.61
CL, liter/hour	46.3 ± 8.3	43.1 ± 6.5	35.3 ± 6.8	36.5 ± 7.5
V_{SS}, liter	88.7 ± 22.9	102.4 ± 20.3	93.6 ± 17.0	99.6 ± 17.8
Avg C_{SS}[†], ng/mL	0.27 ± 0.05	0.27 ± 0.05	0.67 ± 0.10	1.37 ± 0.20

Abbreviations: t_{1/2} = half-life, CL = clearance, V_{SS} = steady-state volume of distribution.

* Presented as harmonic mean and pseudo standard deviation.

† Mean C_{SS} = Average steady-state concentration of dexmedetomidine. The mean C_{SS} was calculated based on post-dose sampling from 2.5 to 9 hours samples for 12 hour infusion and post-dose sampling from 2.5 to 18 hours for 24 hour infusions.

The loading doses for each of the above indicated groups were 0.5, 0.5, 1 and 2.2 mcg/kg, respectively.

Dexmedetomidine pharmacokinetic parameters in adults after PRECEDEX maintenance doses of 0.2 to 1.4 mcg/kg/hr for >24 hours were similar to the pharmacokinetic (PK) parameters after PRECEDEX maintenance dosing for <24 hours in other studies. The values for clearance (CL), volume of distribution (V), and t_{1/2} were 39.4 L/hr, 152 L, and 2.67 hours, respectively.

Distribution

The steady-state volume of distribution (V_{SS}) of dexmedetomidine was approximately 118 liters. Dexmedetomidine protein binding was assessed in the plasma of normal healthy male and female subjects. The average protein binding was 94% and was constant across the different plasma concentrations tested. Protein binding was similar in males and females. The fraction of PRECEDEX that was bound to plasma proteins was significantly decreased in subjects with hepatic impairment compared to healthy subjects.

The potential for protein binding displacement of dexmedetomidine by fentanyl, ketorolac, theophylline, digoxin and lidocaine was explored *in vitro*, and negligible changes in the plasma protein binding of PRECEDEX were observed. The potential for protein binding displacement of phenytoin, warfarin, ibuprofen, propranolol, theophylline and digoxin by PRECEDEX was explored *in vitro* and none of these compounds appeared to be significantly displaced by PRECEDEX.

Elimination

Metabolism

Dexmedetomidine undergoes almost complete biotransformation with very little unchanged dexmedetomidine excreted in urine and feces. Biotransformation involves both direct glucuronidation as well as cytochrome P450 mediated metabolism. The major metabolic pathways of dexmedetomidine are: direct N-glucuronidation to inactive metabolites; aliphatic hydroxylation (mediated primarily by CYP2A6 with a minor role of CYP1A2, CYP2E1, CYP2D6 and CYP2C19) of dexmedetomidine to generate 3-hydroxy-dexmedetomidine, the glucuronide of 3-hydroxy-dexmedetomidine, and 3-carboxy-dexmedetomidine; and N-methylation of dexmedetomidine to generate 3-hydroxy N-methyl-dexmedetomidine, 3-carboxy N-methyl-dexmedetomidine, and

dexmedetomidine-N-methyl O-glucuronide.

Excretion

The terminal elimination half-life ($t_{1/2}$) of dexmedetomidine is approximately 2 hours and clearance is estimated to be approximately 39 L/h. A mass balance study demonstrated that after nine days an average of 95% of the radioactivity, following intravenous administration of radiolabeled dexmedetomidine, was recovered in the urine and 4% in the feces. No unchanged dexmedetomidine was detected in the urine. Approximately 85% of the radioactivity recovered in the urine was excreted within 24 hours after the infusion. Fractionation of the radioactivity excreted in urine demonstrated that products of N-glucuronidation accounted for approximately 34% of the cumulative urinary excretion. In addition, aliphatic hydroxylation of parent drug to form 3-hydroxy-dexmedetomidine, the glucuronide of 3-hydroxy-dexmedetomidine, and 3-carboxylic acid-dexmedetomidine together represented approximately 14% of the dose in urine. N-methylation of dexmedetomidine to form 3-hydroxy N-methyl dexmedetomidine, 3-carboxy N-methyl dexmedetomidine, and N-methyl O-glucuronide dexmedetomidine accounted for approximately 18% of the dose in urine. The N-Methyl metabolite itself was a minor circulating component and was undetected in urine. Approximately 28% of the urinary metabolites have not been identified.

Specific Populations

Male and Female Patients

There was no observed difference in PRECEDEX pharmacokinetics due to sex.

Geriatric Patients

The pharmacokinetic profile of PRECEDEX was not altered by age. There were no differences in the pharmacokinetics of PRECEDEX in young (18–40 years), middle age (41–65 years), and elderly (>65 years) subjects.

Pediatric Patients

A population PK analysis was conducted with data collected from mechanically ventilated pediatric patients less than 17 years of age from 4 clinical studies. A linear 2-compartment model was found to best characterize the pooled dexmedetomidine concentration data. Mean PK parameters for each age group are summarized in Table 11.

Table 11: Geometric Mean Point Estimates and 95% Confidence Intervals of PK Parameters by Pediatric Age Group

Age Group	N	CL (L/h)	Vc (L)
1 to less than 6 months	14	6.94 (5.46, 8.81)	4.34 (3.25, 5.81)
6 to less than 12 months	15	8.15 (7.01, 9.47)	7.29 (5.57, 9.53)
12 to less than 24 months	13	10.76 (9.09, 12.74)	7.35 (5.59, 9.67)
2 to less than 6 years	26	15.89 (14.00, 18.04)	13.78 (10.66, 17.83)
6 to less than 17 years	28	24.45 (19.34, 30.92)	24.47 (17.06, 35.10)

Abbreviations: CL = plasma clearance, Vc = volume of the central compartment.

Patients with Hepatic Impairment

In adult subjects with varying degrees of hepatic impairment (Child-Pugh Class A, B, or C), clearance values for PRECEDEX were lower than in healthy subjects. The mean clearance values for patients with mild, moderate, and severe hepatic impairment were 74%, 64% and 53% of those observed in the normal healthy adult subjects, respectively. Mean clearances for free drug were 59%, 51% and 32% of those observed in the normal healthy adult subjects, respectively.

Although PRECEDEX is dosed to effect, it may be necessary to consider dose reduction in subjects with hepatic impairment [see *Dosage and Administration (2.2)*, *Warnings and Precautions (5.8)*].

Patients with Renal Impairment

Dexmedetomidine pharmacokinetics (C_{max} , T_{max} , AUC, $t_{1/2}$, CL, and V_{ss}) were not significantly different in patients with severe renal impairment (creatinine clearance: <30 mL/min) compared to healthy subjects.

Drug Interaction Studies

In vitro studies: *In vitro* studies in human liver microsomes demonstrated no evidence of cytochrome P450 mediated drug interactions that are likely to be of clinical relevance.

13 NONCLINICAL TOXICOLOGY

13.1 Carcinogenesis, Mutagenesis, Impairment of Fertility

Carcinogenesis

Animal carcinogenicity studies have not been performed with dexmedetomidine.

Mutagenesis

Dexmedetomidine was not mutagenic *in vitro*, in either the bacterial reverse mutation assay (*E. coli* and *Salmonella typhimurium*) or the mammalian cell forward mutation assay (mouse lymphoma). Dexmedetomidine was clastogenic in the *in vitro* human lymphocyte chromosome aberration test with, but not without, rat S9 metabolic activation. In contrast, dexmedetomidine was not clastogenic in the *in vitro* human lymphocyte chromosome aberration test with or without human S9 metabolic activation. Although dexmedetomidine was clastogenic in an *in vivo* mouse micronucleus test in NMRI mice, there was no evidence of clastogenicity in CD-1 mice.

Impairment of Fertility

Fertility in male or female rats was not affected after daily subcutaneous injections of dexmedetomidine at doses up to 54 mcg/kg (less than the maximum recommended human intravenous dose on a mcg/m² basis) administered from 10 weeks prior to mating in males, and 3 weeks prior to mating and during mating in females.

13.2 Animal Toxicology and/or Pharmacology

There were no differences in the adrenocorticotrophic hormone (ACTH)-stimulated cortisol response in dogs following a single dose of dexmedetomidine compared to

saline control. However, after continuous subcutaneous infusions of dexmedetomidine at 3 mcg/kg/hr and 10 mcg/kg/hr for one week in dogs (exposures estimated to be within the clinical range), the ACTH-stimulated cortisol response was diminished by approximately 27% and 40%, respectively, compared to saline-treated control animals indicating a dose-dependent adrenal suppression.

14 CLINICAL STUDIES

The safety and efficacy of PRECEDEX has been evaluated in four randomized, double-blind, placebo-controlled multicenter clinical trials in 1,185 adult patients.

14.1 Intensive Care Unit Sedation

Two randomized, double-blind, parallel-group, placebo-controlled multicenter clinical trials included 754 adult patients being treated in a surgical intensive care unit. All patients were initially intubated and received mechanical ventilation. These trials evaluated the sedative properties of PRECEDEX by comparing the amount of rescue medication (midazolam in one trial and propofol in the second) required to achieve a specified level of sedation (using the standardized Ramsay Sedation Scale) between PRECEDEX and placebo from onset of treatment to extubation or to a total treatment duration of 24 hours. The Ramsay Level of Sedation Scale is displayed in Table 12.

Table 12: Ramsay Level of Sedation Scale

Clinical Score	Level of Sedation Achieved
6	Asleep, no response
5	Asleep, sluggish response to light glabellar tap or loud auditory stimulus
4	Asleep, but with brisk response to light glabellar tap or loud auditory stimulus
3	Patient responds to commands
2	Patient cooperative, oriented, and tranquil
1	Patient anxious, agitated, or restless

In the first study, 175 adult patients were randomized to receive placebo and 178 to receive PRECEDEX by intravenous infusion at a dose of 0.4 mcg/kg/hr (with allowed adjustment between 0.2 and 0.7 mcg/kg/hr) following an initial loading infusion of one mcg/kg intravenous over 10 minutes. The study drug infusion rate was adjusted to maintain a Ramsay sedation score of ≥ 3 . Patients were allowed to receive "rescue" midazolam as needed to augment the study drug infusion. In addition, morphine sulfate was administered for pain as needed. The primary outcome measure for this study was the total amount of rescue medication (midazolam) needed to maintain sedation as specified while intubated. Patients randomized to placebo received significantly more midazolam than patients randomized to PRECEDEX (see Table 13).

A second prospective primary analysis assessed the sedative effects of PRECEDEX by comparing the percentage of adult patients who achieved a Ramsay sedation score of ≥ 3 during intubation without the use of additional rescue medication. A significantly

greater percentage of adult patients in the PRECEDEX group maintained a Ramsay sedation score of ≥ 3 without receiving any midazolam rescue compared to the placebo group (see Table 13).

Table 13: Midazolam Use as Rescue Medication During Intubation (ITT) Study One

	Placebo (N = 175)	PRECEDEX (N = 178)	p-value
Mean Total Dose (mg) of Midazolam	19 mg	5 mg	0.0011*
Standard deviation	53 mg	19 mg	
Categorized Midazolam Use			
0 mg	43 (25%)	108 (61%)	<0.001†
0-4 mg	34 (19%)	36 (20%)	
>4 mg	98 (56%)	34 (19%)	

ITT (intent-to-treat) population includes all randomized patients.

* ANOVA model with treatment center.

† Chi-square.

A prospective secondary analysis assessed the dose of morphine sulfate administered to adult patients in the PRECEDEX and placebo groups. On average, PRECEDEX-treated patients received less morphine sulfate for pain than placebo-treated patients (0.47 versus 0.83 mg/h). In addition, 44% (79 of 178 patients) of PRECEDEX patients received no morphine sulfate for pain versus 19% (33 of 175 patients) in the placebo group.

In a second study, 198 adult patients were randomized to receive placebo and 203 to receive PRECEDEX by intravenous infusion at a dose of 0.4 mcg/kg/hr (with allowed adjustment between 0.2 and 0.7 mcg/kg/hr) following an initial loading infusion of one mcg/kg intravenous over 10 minutes. The study drug infusion was adjusted to maintain a Ramsay sedation score of ≥ 3 . Patients were allowed to receive "rescue" propofol as needed to augment the study drug infusion. In addition, morphine sulfate was administered as needed for pain. The primary outcome measure for this study was the total amount of rescue medication (propofol) needed to maintain sedation as specified while intubated.

Adult patients randomized to placebo received significantly more propofol than adult patients randomized to PRECEDEX (see Table 14).

A significantly greater percentage of adult patients in the PRECEDEX group compared to the placebo group maintained a Ramsay sedation score of ≥ 3 without receiving any propofol rescue (see Table 14).

Table 14: Propofol Use as Rescue Medication During Intubation (ITT) Study Two

	Placebo (N = 198)	PRECEDEX (N = 203)	p-value
Mean Total Dose (mg) of Propofol	513 mg	72 mg	<0.0001*

Standard deviation	782 mg	249 mg	
Categorized Propofol Use			
0 mg	47 (24%)	122 (60%)	<0.001 [†]
0–50 mg	30 (15%)	43 (21%)	
>50 mg	121 (61%)	38 (19%)	

* ANOVA model with treatment center.

† Chi-square.

A prospective secondary analysis assessed the dose of morphine sulfate administered to adult patients in the PRECEDEX and placebo groups. On average, PRECEDEX-treated patients received less morphine sulfate for pain than placebo-treated patients (0.43 versus 0.89 mg/h). In addition, 41% (83 of 203 patients) of PRECEDEX patients received no morphine sulfate for pain versus 15% (30 of 198 patients) in the placebo group.

In a controlled clinical trial, PRECEDEX was compared to midazolam for ICU sedation exceeding 24 hours duration. PRECEDEX was not shown to be superior to midazolam for the primary efficacy endpoint, the percent of time patients were adequately sedated (81% versus 81%). In addition, administration of PRECEDEX for longer than 24 hours was associated with tolerance, tachyphylaxis, and a dose-related increase in adverse events [see *Adverse Reactions (6.1)*].

14.2 Procedural Sedation

Adult Patients

The safety and efficacy of PRECEDEX for sedation of non-intubated adult patients prior to and/or during surgical and other procedures was evaluated in two randomized, double-blind, placebo-controlled multicenter clinical trials. Study 1 evaluated the sedative properties of PRECEDEX in adult patients having a variety of elective surgeries/procedures performed under monitored anesthesia care. Study 2 evaluated PRECEDEX in adult patients undergoing awake fiberoptic intubation prior to a surgical or diagnostic procedure.

In Study 1, the sedative properties of PRECEDEX were evaluated by comparing the percent of adult patients not requiring rescue midazolam to achieve a specified level of sedation using the standardized Observer's Assessment of Alertness/Sedation Scale (see Table 15).

Table 15: Observer's Assessment of Alertness/Sedation

Assessment Categories				
Responsiveness	Speech	Facial Expression	Eyes	Composite Score
Responds readily to name spoken in normal tone	Normal	Normal	Clear, no ptosis	5 (alert)
Lethargic response to name spoken in normal tone	Mild slowing or thickening	Mild relaxation	Glazed or mild ptosis (less than half the	4

Responds only after name is called loudly and/or repeatedly	Slurring or prominent slowing	Marked relaxation (slack jaw)	eye) Glazed and marked ptosis (half the eye or more)	3
Responds only after mild prodding or shaking	Few recognizable words	-	-	2
Does not respond to mild prodding or shaking	-	-	-	1 (deep sleep)

Adult patients were randomized to receive a loading infusion of either PRECEDEX 1 mcg/kg, PRECEDEX 0.5 mcg/kg, or placebo (normal saline) given over 10 minutes and followed by a maintenance infusion started at 0.6 mcg/kg/hr. The maintenance infusion of study drug could be titrated from 0.2 mcg/kg/hr to 1 mcg/kg/hr to achieve the targeted sedation score (Observer's Assessment of Alertness/Sedation Scale ≤ 4). Adult patients were allowed to receive rescue midazolam as needed to achieve and/or maintain an Observer's Assessment of Alertness/Sedation Scale ≤ 4 . After achieving the desired level of sedation, a local or regional anesthetic block was performed. Demographic characteristics were similar between the PRECEDEX and comparator groups. Efficacy results showed that PRECEDEX was more effective than the comparator group when used to sedate non-intubated patients requiring monitored anesthesia care during surgical and other procedures (see Table 15).

In Study 2, the sedative properties of PRECEDEX were evaluated by comparing the percent of adult patients requiring rescue midazolam to achieve or maintain a specified level of sedation using the Ramsay Sedation Scale score ≥ 2 (see Table 12). Adult patients were randomized to receive a loading infusion of PRECEDEX 1 mcg/kg or placebo (normal saline) given over 10 minutes and followed by a fixed maintenance infusion of 0.7 mcg/kg/hr. After achieving the desired level of sedation, topicalization of the airway occurred. Adult patients were allowed to receive rescue midazolam as needed to achieve and/or maintain a Ramsay Sedation Scale ≥ 2 . Demographic characteristics were similar between the PRECEDEX and comparator groups. For efficacy results see Table 16.

Table 16: Key Efficacy Results of Adult Procedural Sedation Studies

Study	Loading Infusion Treatment Arm	Number of Patients Enrolled*	% Not Requiring Rescue	Confidence [†] Interval on the Difference vs. Placebo	Mean (SD) Total Dose (mg) of Rescue Midazolam Required	Confidence [†] Intervals of the Mean Rescue Dose
Dexmedetomidine						2.7

Study 1	Dexmedetomidine 0.5 mcg/kg	134	40	37 (27, 48)	1.4 (1.7)	-2.7 (-3.4, -2.0)
	Dexmedetomidine 1 mcg/kg	129	54	51 (40, 62)	0.9 (1.5)	-3.1 (-3.8, -2.5)
	Placebo	63	3	-	4.1 (3.0)	-
Study 2	Dexmedetomidine 1 mcg/kg	55	53	39 (20, 57)	1.1 (1.5)	-1.8 (-2.7, -0.9)
	Placebo	50	14	-	2.9 (3.0)	-

* Based on ITT population defined as all randomized and treated patients.

† Normal approximation to the binomial with continuity correction.

Pediatric Patients

The safety and efficacy of PRECEDEX for sedation of non-intubated pediatric patients aged 1 month to less than 17 years undergoing MRI scans was evaluated in one randomized, double-blind, dose-ranging, dose-controlled multicenter clinical trial utilizing 3 different PRECEDEX dosages. The sedative properties of PRECEDEX were evaluated by age group and by the percent of pediatric patients at the high dose level versus the low dose level who did not require concomitant propofol to complete the MRI scan.

A total of 122 pediatric patients were randomized to the PRECEDEX low dose group (42 of 122), the middle dose group (42 of 122) or the high dose treatment group (38 of 122). All patients received a PRECEDEX loading dose infusion over 10 minutes followed by a maintenance infusion for the duration of the MRI scan (Table 17). If an adequate level of sedation was not achieved within 5 minutes after the start of the PRECEDEX maintenance infusion, patients could receive concomitant propofol as needed based on clinical judgment to achieve and/or maintain adequate sedation.

Table 17: PRECEDEX Loading and Maintenance Doses

Age	High Dose		Middle Dose		Low Dose	
	Loading Dose (10 min)	Maintenance Dose	Loading Dose (10 min)	Maintenance Dose	Loading Dose (10 min)	Maintenance Dose
1 month to less than 2 years	1.5 mcg/kg	1.5 mcg/kg/h	1 mcg/kg	1 mcg/kg/h	0.5 mcg/kg	0.5 mcg/kg/h
2 to less than 17 years	2 mcg/kg	1.5 mcg/kg/h	1.2 mcg/kg	1 mcg/kg/h	0.5 mcg/kg	0.5 mcg/kg/h

The primary efficacy results from this pediatric procedural sedation study are summarized in Table 18. In the combined age group, the percent of pediatric patients not requiring concomitant propofol was 14.3% (6/42) in the low dose group and 63.2% (24/38) in the high dose group. The percentage of patients at the PRECEDEX high dose who completed the MRI without concomitant propofol was statistically greater than the percentage in the PRECEDEX low dose group (p<0.001).

Table 18: Percent of Pediatric Patients not Requiring Concomitant Propofol

by Age Group and Overall

Age Group		High Dose	Middle Dose	Low Dose	High Dose vs Low Dose	
		n (%) 95% CI*	n (%) 95% CI*	n (%) 95% CI*	Odds Ratio 95% CI†	p-value†
1 month to less than 2 years	N=59	9/18 (50.0%) (0.26, 0.74)	2/21 (9.5%) (0.01, 0.30)	2/20 (15.0%) (0.03, 0.38)	0.18 (0.04, 0.82)	0.022
2 to less than 17 years	N=63	15/20 (75.0%) (0.51, 0.91)	13/21 (61.9%) (0.38, 0.82)	3/22 (13.6%) (0.03, 0.35)	0.05 (0.01, 0.26)	<0.001
Overall	N=122	24/38 (63.2%) (0.46, 0.78)	15/42 (35.7%) (0.22, 0.52)	6/42 (14.3%) (0.05, 0.29)	0.10 (0.03, 0.29)	<0.001

* Exact 95% CI of proportion of subjects not requiring propofol in each dose level.

† p-values; CI is confidence interval of odds ratio.

Secondarily, the sedative properties were also evaluated by examining the percent of time at a target sedation score using the Pediatric Sedation State Scale (PSSS). The PSSS is a validated 6-point scale specifically designed for evaluating pediatric patients undergoing sedation for diagnostic and therapeutic procedures. The PSSS measures the effectiveness and quality of procedural sedation in children. The target sedation level was indicated by a PSSS score of 2 (i.e., patient is quiet [asleep or awake], not moving during procedure, has no frown [or brow furrow] indicating pain or anxiety and no verbalization of any complaint).

In the PRECEDEX high dose group, pediatric patients in both the combined and individual age group were at the target sedation rating scale score (PSSS of 2) for a mean >87% of the time during the PRECEDEX maintenance infusion. In both the combined and individual age group, an increase in the percentage of time at the target sedation rating scale score (PSSS of 2) was observed with increasing PRECEDEX dosage.

16 HOW SUPPLIED/STORAGE AND HANDLING

Store at 20°C to 25°C (68°F to 77°F); excursions permitted between 15°C to 30°C (59°F to 86°F). [See USP Controlled Room Temperature.]

Do not use if product is discolored or if precipitate matter is present.

PRECEDEX (dexmedetomidine hydrochloride) injection 200 mcg/2 mL (100 mcg/mL) is clear and colorless. The strength is based on the dexmedetomidine base. Discard unused portion.

Unit of Sale	Concentration
NDC 0409-1638-02	200 mcg/2 mL
Tray of 25 single-dose clear glass vials	(100 mcg/mL)

PRECEDEX (dexmedetomidine hydrochloride in 0.9% Sodium Chloride) injection (4 mcg/mL) is clear and colorless. The strength is based on the dexmedetomidine base.

Discard unused portion.

Unit of Sale	Concentration
NDC 0409-1660-20 Carton of 10 single-dose clear glass vials	80 mcg/20 mL (4 mcg/mL)
NDC 0409-1660-50 Tray of 20 single-dose clear glass bottles	200 mcg/50 mL (4 mcg/mL)
NDC 0409-1660-10 Tray of 10 single-dose clear glass bottles	400 mcg/100 mL (4 mcg/mL)
NDC 0409-1596-10 Case of 10 cartons containing 1 single-dose clear glass bottle	400 mcg/100 mL (4 mcg/mL)
NDC 0409-1434-01 Carton containing 1 single-dose clear glass bottle	1,000 mcg/250 mL (4 mcg/mL)

17 PATIENT COUNSELING INFORMATION

PRECEDEX is indicated for short-term intravenous sedation. Dosage must be individualized and titrated to the desired clinical effect. Blood pressure, heart rate and oxygen levels will be monitored both continuously during the infusion of PRECEDEX and as clinically appropriate after discontinuation.

- When PRECEDEX is infused for more than 6 hours, patients should be informed to report nervousness, agitation, and headaches that may occur for up to 48 hours.
- Additionally, patients should be informed to report symptoms that may occur within 48 hours after the administration of PRECEDEX such as: weakness, confusion, excessive sweating, weight loss, abdominal pain, salt cravings, diarrhea, constipation, dizziness or light-headedness.
- Advise breastfeeding mothers who were exposed to PRECEDEX to monitor breastfed neonates for irritability [*see Use in Specific Populations (8.2)*].

Distributed by Hospira, Inc. Lake Forest, IL 60045

LAB-1346-5.0

PRINCIPAL DISPLAY PANEL - 50 mL Bottle Label

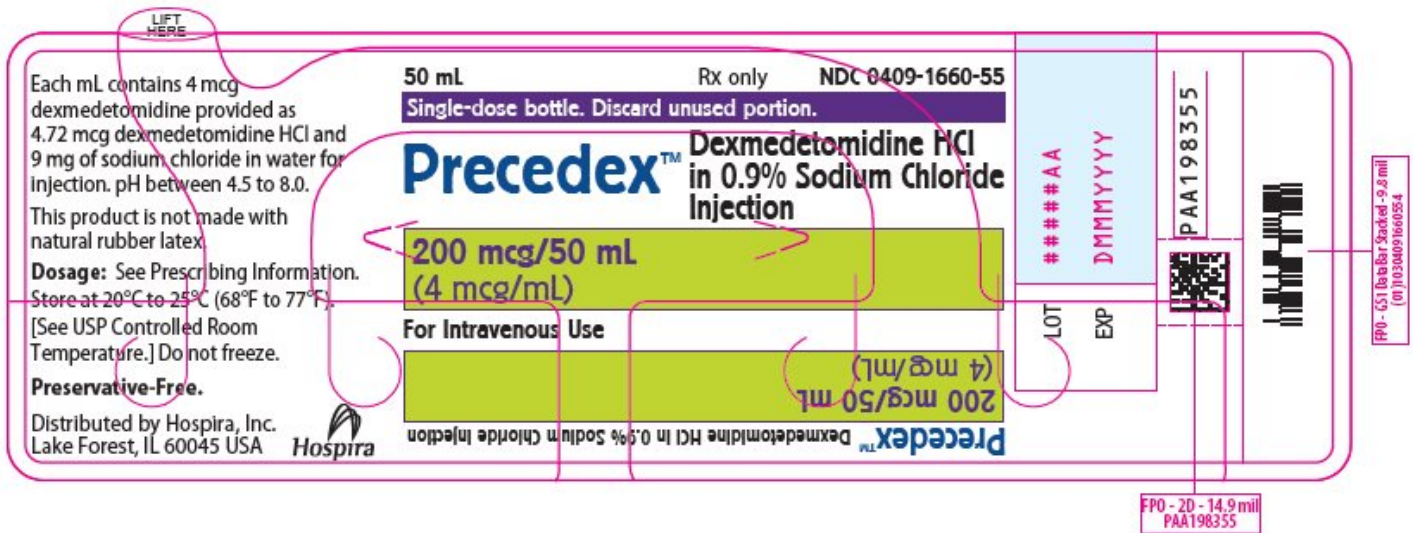
50 mL
Rx only
NDC 0409-1660-55

Single-dose bottle. Discard unused portion.

Precedex™
Dexmedetomidine HCl
in 0.9% Sodium Chloride
Injection

200 mcg/50 mL
(4 mcg/mL)

For Intravenous Use



PRINCIPAL DISPLAY PANEL - 50 mL Bottle Tray

20 Units X 50 mL
Rx only
NDC 0409-1660-50
Contains 20 of NDC 0409-1660-55


Single-dose bottle. Discard unused portion.

Precedex™
Dexmedetomidine HCl
in 0.9% Sodium Chloride Injection

200 mcg/50 mL
(4 mcg/mL)

For Intravenous Use

Hospira



PRINCIPAL DISPLAY PANEL - 100 mL Bottle Label

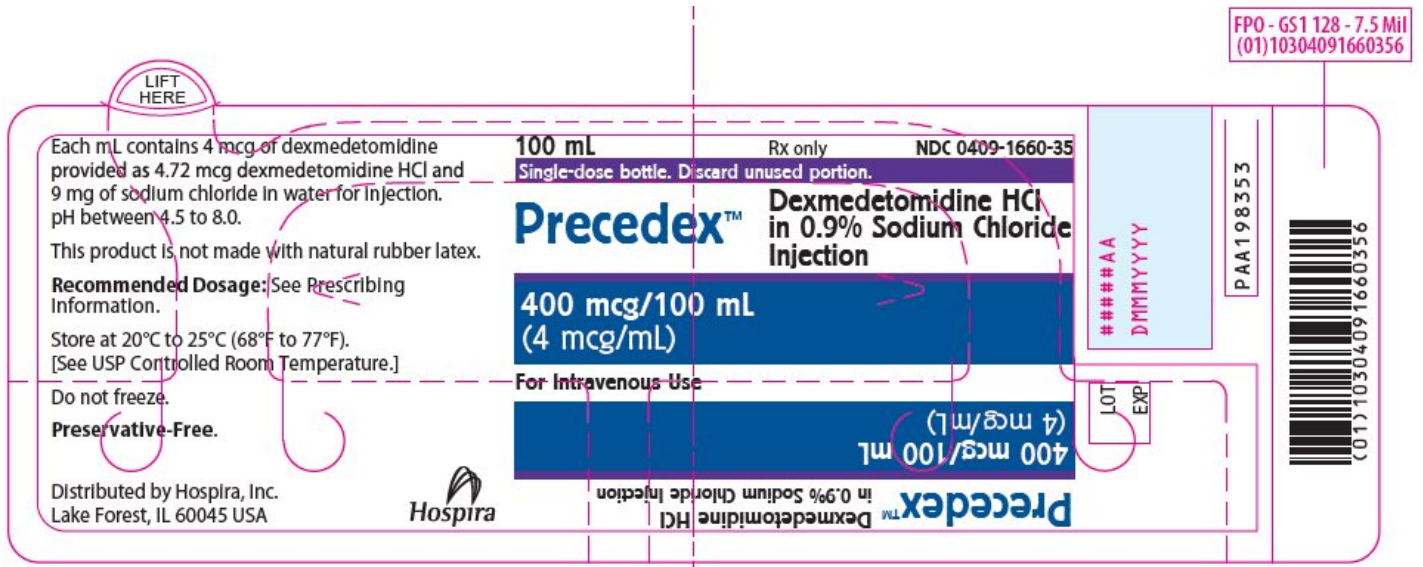
100 mL
 Rx only
 NDC 0409-1660-35

Single-dose bottle. Discard unused portion.

Precedex™
 Dexmedetomidine HCl
 in 0.9% Sodium Chloride
 Injection

400 mcg/100 mL
(4 mcg/mL)

For Intravenous Use



PRINCIPAL DISPLAY PANEL - 100 mL Bottle Tray

10 Units X 100 mL

Rx only

NDC 0409-1660-10

Contains 10 of NDC 0409-1660-35

Single-dose bottle. Discard unused portion.

Precedex™

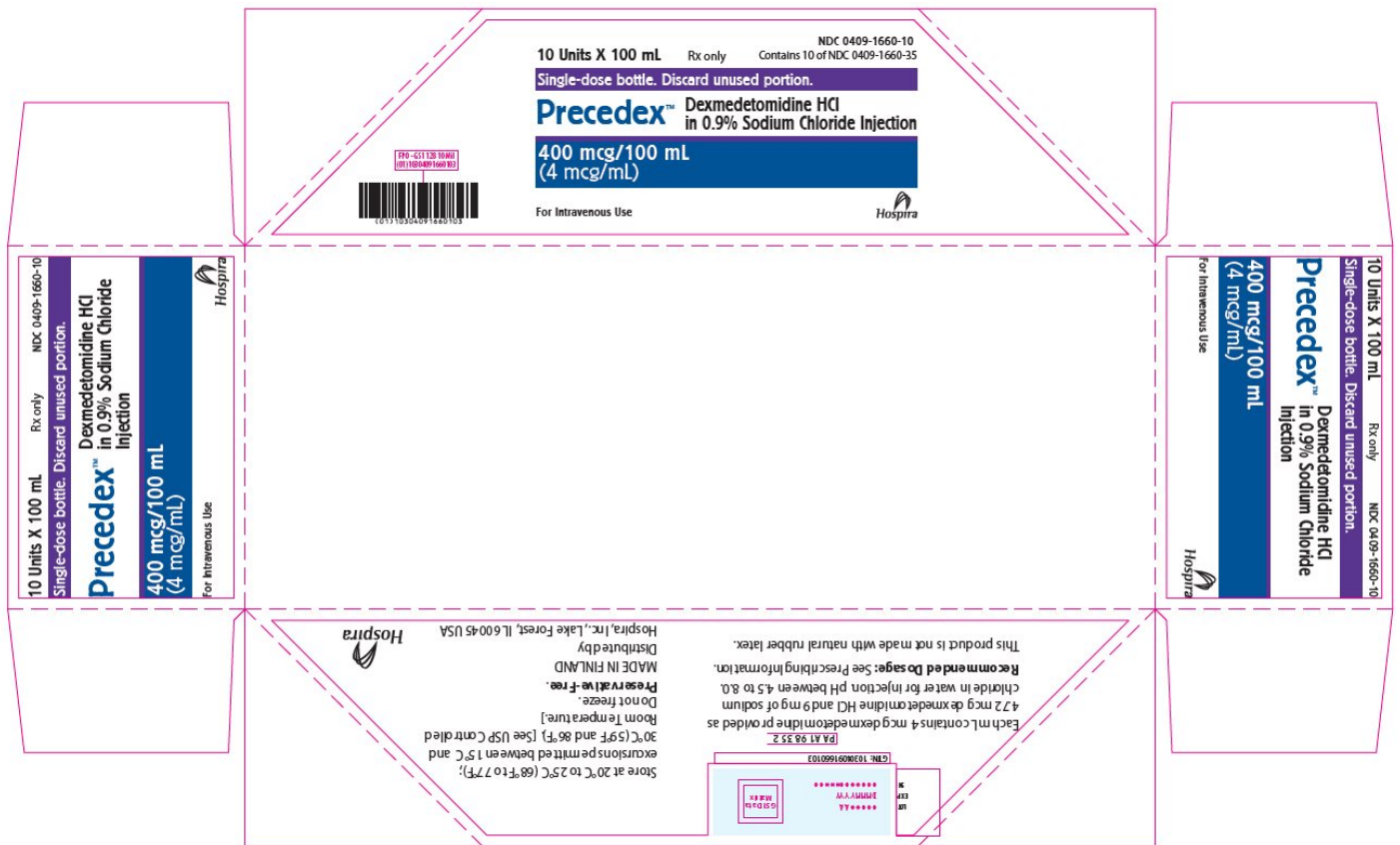
Dexmedetomidine HCl in 0.9% Sodium Chloride Injection

400 mcg/100 mL

(4 mcg/mL)

For Intravenous Use

Hospira



PRINCIPAL DISPLAY PANEL - 20 mL Vial Label

20 mL

NDC 0409-1660-22

Single-dose vial. Discard unused portion.

Precedex™

Dexmedetomidine HCl

in 0.9% Sodium Chloride Injection

80 mcg/20 mL

(4 mcg/mL)

Distributed by Hospira, Inc., Lake Forest, IL 60045 USA

FPO - 2D - 14.9 Mil
PAA198357

20 mL NDC 0409-1660-22 Rx only

Single-dose vial. Discard unused portion.

Precedex™
Dexmedetomidine HCl
in 0.9% Sodium Chloride Injection

80 mcg/20 mL
(4 mcg/mL)

For Intravenous Use.
Each mL contains 4 mcg of dexmedetomidine provided as 4.72 mcg dexmedetomidine HCl and 9 mg of sodium chloride in water for injection. pH between 4.5 to 8.0. **Dosage:** See Prescribing Information. Store at 20°C to 25°C (68°F to 77°F). [See USP Controlled Room Temperature.] Do not freeze. This product is not made with natural rubber latex. **Preservative-Free.**

Distributed by Hospira, Inc., Lake Forest, IL 60045 USA



PAA198357
LOT/EXP

DMMYYYY

FPO - GS1 DataBar Limited - 9.8 Mil
(01)10304091660226

PRINCIPAL DISPLAY PANEL - 20 mL Vial Carton

10 units x 20 mL

Rx only

NDC 0409-1660-20

Contains 10 of NDC 0409-1660-22

Single-dose vial. Discard unused portion.

Precedex™

Dexmedetomidine HCl in 0.9% Sodium Chloride Injection

80 mcg/20 mL

(4 mcg/mL)

Hospira

For Intravenous Use



PRINCIPAL DISPLAY PANEL - 2 mL Vial Label

2 mL NDC 0409-1638-32

Precedex™
 DEXMEDETOMIDINE
 HCl INJECTION
 Rx only

200 mcg/2 mL
 (100 mcg/mL)

For Intravenous use.
MUST BE DILUTED

Dist. by Hospira, Inc.,
Lake Forest, IL 60045 USA

RL-7616

##-###-AA
DMMYYYY

2 mL NDC 0409-1638-32

Precedex™

**DEXMEDETOMIDINE
HCl INJECTION** Rx only

**200 mcg/2 mL
(100 mcg/mL)**

**For Intravenous use.
MUST BE DILUTED**

Dist. by Hospira, Inc.,
Lake Forest, IL 60045 USA



RL-7616

##-###-AA

DMMYYYY

PRINCIPAL DISPLAY PANEL - 2 mL Vial Tray

2 mL Single-dose Fliptop Vials

Preservative-Free
NDC 0409-1638-02
Contains 25 of NDC 0409-1638-32

Precedex™
DEXMEDETOMIDINE HCl INJECTION
Rx only

200 mcg/2 mL
(100 mcg/mL)

For Intravenous use.
MUST BE DILUTED

Hospira



PRINCIPAL DISPLAY PANEL - 250 mL Bottle Label

250 mL
 Rx only
 NDC 0409-1434-01

Single-dose bottle. Discard unused portion.

Precedex™
 Dexmedetomidine HCl
 in 0.9% Sodium
 Chloride Injection
 1,000 mcg/250 mL

(4 mcg/mL)

For Intravenous Use

250 mL Rx only NDC 0409-1434-01

Single-dose bottle. Discard unused portion.

Precedex™ Dexmedetomidine HCl
in 0.9% Sodium Chloride Injection

1,000 mcg/250 mL
(4 mcg/mL)

For Intravenous Use

1,000 mcg/250 mL (4 mcg/mL)

Precedex™ Dexmedetomidine HCl
in 0.9% Sodium Chloride Injection

Each mL contains 4 mcg of dexmedetomidine provided as 4.72 mcg dexmedetomidine HCl and 9 mg of sodium chloride in water for injection. pH between 4.5 to 8.0.

This product is not made with natural rubber latex.

Recommended Dosage: See Prescribing Information. Store at 20°C to 25°C (68°F to 77°F). [See USP Controlled Room Temperature.] Do not freeze.

Preservative-Free.

8719551

(01)10304091434018

Distributed by Hospira, Inc., Lake Forest, IL 60045 USA

Hospira

LOT
EXP

PRINCIPAL DISPLAY PANEL - 250 mL Bottle Carton

NDC 0409-1434-01

1 Unit X 250 mL

Rx only

Single-dose bottle.

Discard unused portion.

Precedex™

Dexmedetomidine HCl
in 0.9% Sodium Chloride
Injection

1,000 mcg/250 mL
(4 mcg/mL)

For Intravenous Use

Hospira



PRINCIPAL DISPLAY PANEL - 100 mL Bottle Label - 1596

100 mL
Rx only
NDC 0409-1596-01

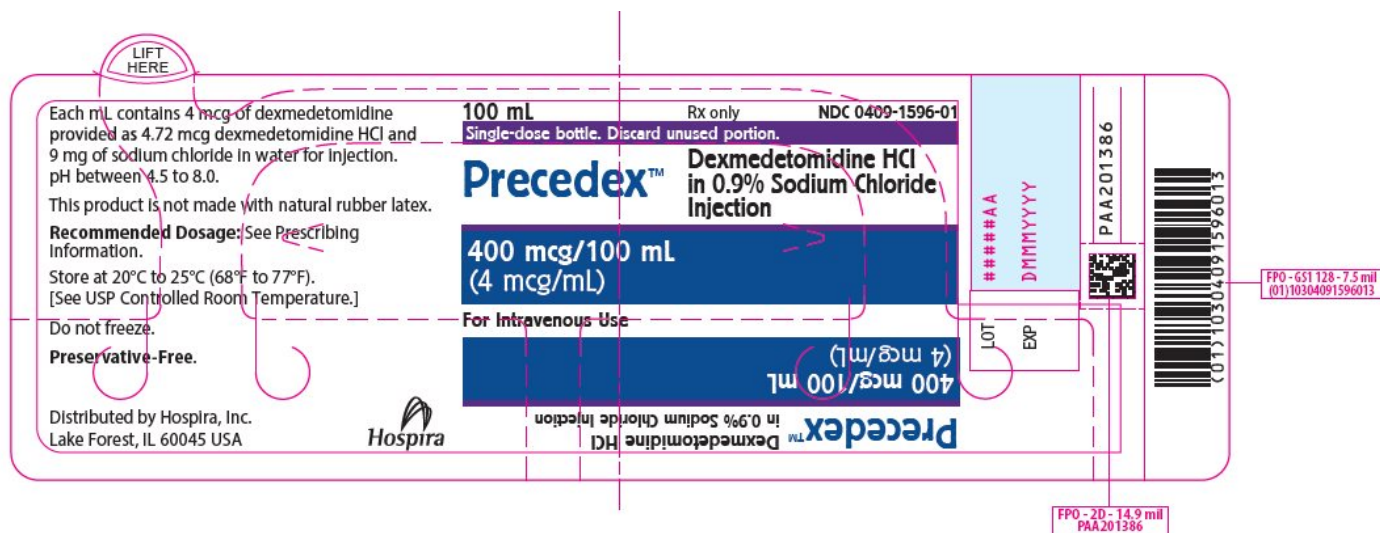
Single-dose bottle. Discard unused portion.

Precedex™
Dexmedetomidine HCl

in 0.9% Sodium Chloride
Injection

400 mcg/100 mL
(4 mcg/mL)

For Intravenous Use



PRINCIPAL DISPLAY PANEL - 100 mL Bottle Carton - 1596

NDC 0409-1596-01

Rx only

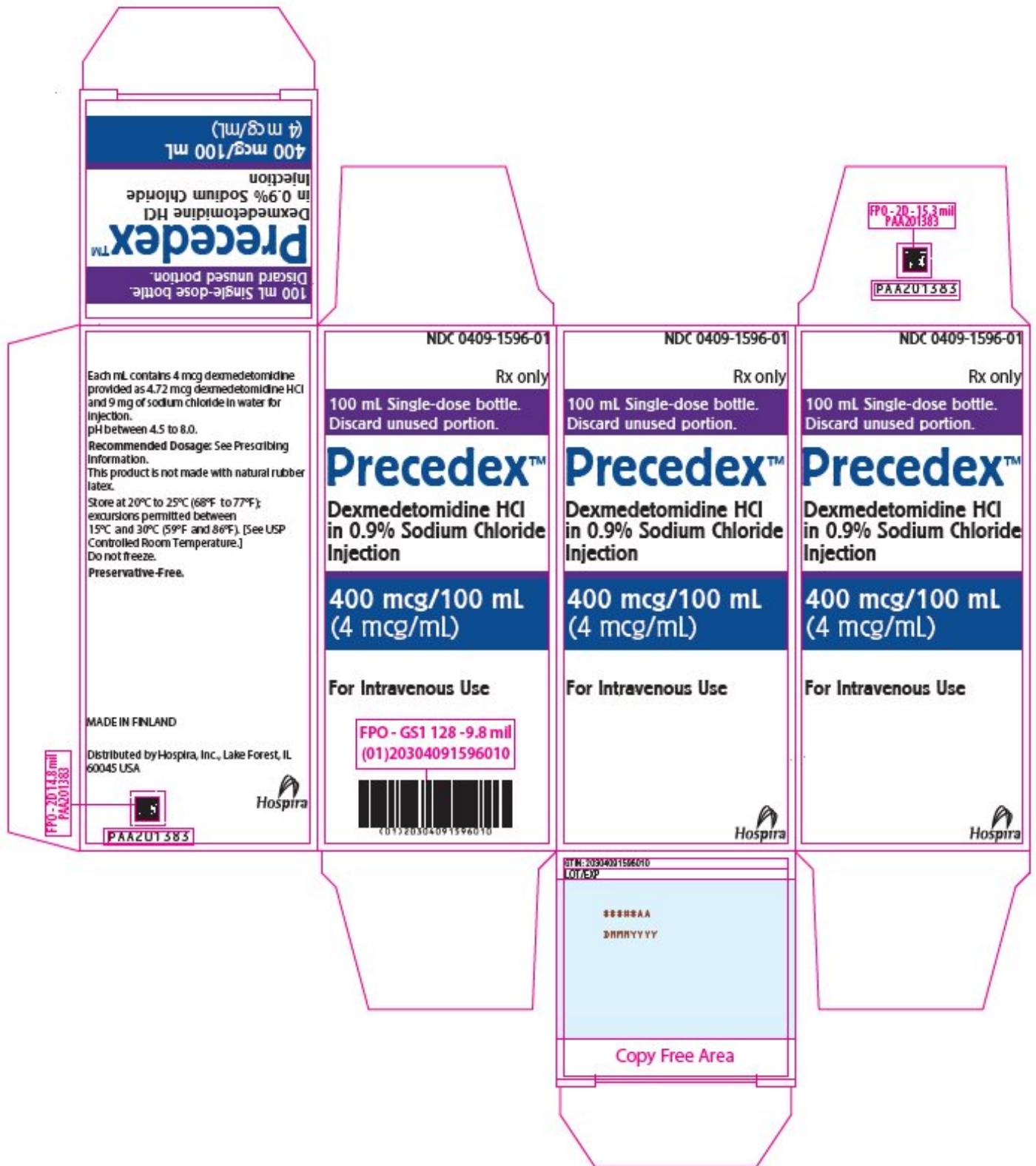
100 mL Single-dose bottle.
Discard unused portion.

Precedex™
Dexmedetomidine HCl
in 0.9% Sodium Chloride
Injection

400 mcg/100 mL
(4 mcg/mL)

For Intravenous Use

Hospira



PRECEDEX

dexmedetomidine hydrochloride injection, solution

Product Information

Product Type	HUMAN PRESCRIPTION DRUG	Item Code (Source)	NDC:0409-1660
---------------------	-------------------------	---------------------------	---------------

Route of Administration INTRAVENOUS

Active Ingredient/Active Moiety

Ingredient Name	Basis of Strength	Strength
DEXMEDETOMIDINE HYDROCHLORIDE (UNII: 1018WH7F9I) (DEXMEDETOMIDINE - UNII:67VB76HONO)	DEXMEDETOMIDINE	4 ug in 1 mL

Inactive Ingredients

Ingredient Name	Strength
SODIUM CHLORIDE (UNII: 451W47IQ8X)	9 mg in 1 mL
WATER (UNII: 059QF0KO0R)	

Packaging

#	Item Code	Package Description	Marketing Start Date	Marketing End Date
1	NDC:0409-1660-50	20 in 1 TRAY	04/08/2013	
1	NDC:0409-1660-55	50 mL in 1 BOTTLE; Type 0: Not a Combination Product		
2	NDC:0409-1660-10	10 in 1 TRAY	04/08/2013	
2	NDC:0409-1660-35	100 mL in 1 BOTTLE; Type 0: Not a Combination Product		
3	NDC:0409-1660-20	10 in 1 CARTON	01/05/2015	
3	NDC:0409-1660-22	20 mL in 1 VIAL; Type 0: Not a Combination Product		

Marketing Information

Marketing Category	Application Number or Monograph Citation	Marketing Start Date	Marketing End Date
NDA	NDA021038	04/08/2013	

PRECEDEX

dexmedetomidine hydrochloride injection, solution, concentrate

Product Information

Product Type	HUMAN PRESCRIPTION DRUG	Item Code (Source)	NDC:0409-1638
Route of Administration	INTRAVENOUS		

Active Ingredient/Active Moiety

Ingredient Name	Basis of	Strength
-----------------	----------	----------

Ingredient Name		Strength	Strength	
DEXMEDETOMIDINE HYDROCHLORIDE (UNII: 1018WH7F9I) (DEXMEDETOMIDINE - UNII:67VB76HONO)		DEXMEDETOMIDINE	100 ug in 1 mL	
Inactive Ingredients				
Ingredient Name		Strength		
SODIUM CHLORIDE (UNII: 451W47IQ8X)		9 mg in 1 mL		
WATER (UNII: 059QF0KO0R)				
Packaging				
#	Item Code	Package Description	Marketing Start Date	Marketing End Date
1	NDC:0409-1638-02	25 in 1 TRAY	11/30/2004	
1	NDC:0409-1638-32	2 mL in 1 VIAL; Type 0: Not a Combination Product		
Marketing Information				
Marketing Category	Application Number or Monograph Citation	Marketing Start Date	Marketing End Date	
NDA	NDA021038	11/30/2004		

PRECEDEX			
dexmedetomidine hydrochloride injection, solution			
Product Information			
Product Type	HUMAN PRESCRIPTION DRUG	Item Code (Source)	NDC:0409-1434
Route of Administration	INTRAVENOUS		
Active Ingredient/Active Moiety			
Ingredient Name		Basis of Strength	Strength
DEXMEDETOMIDINE HYDROCHLORIDE (UNII: 1018WH7F9I) (DEXMEDETOMIDINE - UNII:67VB76HONO)		DEXMEDETOMIDINE	4 ug in 1 mL
Inactive Ingredients			
Ingredient Name		Strength	
SODIUM CHLORIDE (UNII: 451W47IQ8X)		9 mg in 1 mL	
WATER (UNII: 059QF0KO0R)			
Packaging			

#	Item Code	Package Description	Marketing Start Date	Marketing End Date
1	NDC:0409-1434-01	1 in 1 CARTON	09/28/2020	
1		250 mL in 1 BOTTLE; Type 0: Not a Combination Product		

Marketing Information			
Marketing Category	Application Number or Monograph Citation	Marketing Start Date	Marketing End Date
NDA	NDA021038	09/28/2020	

PRECEDEX				
dexmedetomidine hydrochloride injection, solution				
Product Information				
Product Type	HUMAN PRESCRIPTION DRUG	Item Code (Source)	NDC:0409-1596	
Route of Administration	INTRAVENOUS			
Active Ingredient/Active Moiety				
	Ingredient Name	Basis of Strength	Strength	
	DEXMEDETOMIDINE HYDROCHLORIDE (UNII: 1018WH7F9I) (DEXMEDETOMIDINE - UNII:67VB76HONO)	DEXMEDETOMIDINE	4 ug in 1 mL	
Inactive Ingredients				
	Ingredient Name	Strength		
	SODIUM CHLORIDE (UNII: 451W47IQ8X)	9 mg in 1 mL		
	WATER (UNII: 059QF0KO0R)			
Packaging				
#	Item Code	Package Description	Marketing Start Date	Marketing End Date
1	NDC:0409-1596-10	10 in 1 CASE	11/13/2023	
1	NDC:0409-1596-01	1 in 1 CARTON		
1		100 mL in 1 BOTTLE; Type 0: Not a Combination Product		
Marketing Information				
Marketing	Application Number or Monograph	Marketing Start	Marketing End	

Category	Citation	Date	Date
NDA	NDA021038	11/13/2023	

Labeler - Hospira, Inc. (141588017)

Establishment

Name	Address	ID/FEI	Business Operations
Hospira, Inc.		030606222	ANALYSIS(0409-1660, 0409-1638, 0409-1434, 0409-1596) , MANUFACTURE(0409-1660, 0409-1638, 0409-1434, 0409-1596) , PACK(0409-1660, 0409-1638, 0409-1434, 0409-1596) , LABEL(0409-1660, 0409-1638, 0409-1434, 0409-1596)

Establishment

Name	Address	ID/FEI	Business Operations
Hospira, Inc.		093132819	ANALYSIS(0409-1660, 0409-1638, 0409-1434, 0409-1596) , MANUFACTURE(0409-1660, 0409-1638, 0409-1434, 0409-1596) , PACK(0409-1660, 0409-1638, 0409-1434, 0409-1596) , LABEL(0409-1660, 0409-1638, 0409-1434, 0409-1596)

Establishment

Name	Address	ID/FEI	Business Operations
Hospira, Inc.		827731089	ANALYSIS(0409-1660, 0409-1638, 0409-1434, 0409-1596)

Establishment

Name	Address	ID/FEI	Business Operations
Hospira Worldwide, LLC		963711309	ANALYSIS(0409-1660, 0409-1638, 0409-1434, 0409-1596)

Revised: 5/2024

Hospira, Inc.