

**GABAPENTIN - gabapentin capsule**  
**Exelan Pharmaceuticals, Inc.**

-----

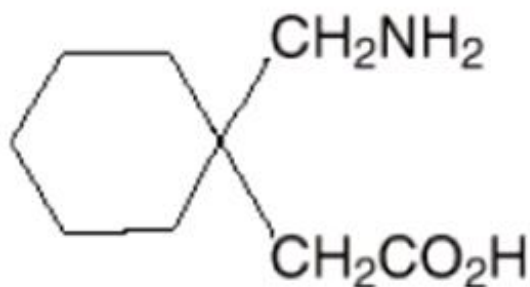
**Rx Only**

**DESCRIPTION**

Gabapentin Capsules, USP are supplied as imprinted hard gelatin capsules containing 100 mg, 300 mg and 400 mg of gabapentin, USP.

The inactive ingredients are mannitol, pre-gelatinized starch and talc. The 100 mg capsule shell contains titanium dioxide. The 300 mg capsule contains FD&C Red 40, D&C Yellow 10 and titanium dioxide. The 400 mg capsule shell contains FD&C Red 40, D&C Yellow 10 and titanium dioxide.

Gabapentin, USP is described as 1-(aminomethyl) cyclohexaneacetic acid with a molecular formula of  $C_9H_{17}NO_2$  and a molecular weight of 171.24. The structural formula of gabapentin is:



Gabapentin, USP is a white to off-white crystalline solid with a  $pK_{a1}$  of 3.7 and a  $pK_{a2}$  of 10.7. It is freely soluble in water and both basic and acidic aqueous solutions. The log of the partition coefficient (n-octanol/0.05M phosphate buffer) at pH 7.4 is  $-1.25$ .

**CLINICAL PHARMACOLOGY**

**Mechanism of Action**

The mechanism by which gabapentin exerts its analgesic action is unknown, but in animal models of analgesia, gabapentin prevents allodynia (pain-related behavior in response to a normally innocuous stimulus) and hyperalgesia (exaggerated response to painful stimuli). In particular, gabapentin prevents pain-related responses in several models of neuropathic pain in rats or mice (e.g., spinal nerve ligation models, streptozocin-induced diabetes model, spinal cord injury model, acute herpes zoster infection model). Gabapentin also decreases pain-related responses after peripheral inflammation (carrageenan footpad test, late phase of formalin test). Gabapentin did not alter immediate pain-related behaviors (rat tail flick test, formalin footpad acute phase, acetic acid abdominal constriction test, footpad heat irradiation test). The relevance of these models to human pain is not known.

The mechanism by which gabapentin exerts its anticonvulsant action is unknown, but in animal test systems designed to detect anticonvulsant activity, gabapentin prevents seizures as do other marketed

anticonvulsants. Gabapentin exhibits antiseizure activity in mice and rats in both the maximal electroshock and pentylenetetrazole seizure models and other preclinical models (e.g., strains with genetic epilepsy, etc.). The relevance of these models to human epilepsy is not known.

Gabapentin is structurally related to the neurotransmitter GABA (gamma-aminobutyric acid) but it does not modify GABA<sub>A</sub> or GABA<sub>B</sub> radioligand binding, it is not converted metabolically into GABA or a GABA agonist, and it is not an inhibitor of GABA uptake or degradation. Gabapentin was tested in radioligand binding assays at concentrations up to 100 μM and did not exhibit affinity for a number of other common receptor sites, including benzodiazepine, glutamate, N-methyl-D-aspartate (NMDA), quisqualate, kainate, strychnine-insensitive or strychnine-sensitive glycine, alpha 1, alpha 2, or beta adrenergic, adenosine A1 or A2, cholinergic muscarinic or nicotinic, dopamine D1 or D2, histamine H1, serotonin S1 or S2, opiate mu, delta or kappa, cannabinoid 1, voltage-sensitive calcium channel sites labeled with nitrendipine or diltiazem, or at voltage-sensitive sodium channel sites labeled with batrachotoxinin A 20-alpha-benzoate. Furthermore, gabapentin did not alter the cellular uptake of dopamine, noradrenaline, or serotonin.

*In vitro* studies with radiolabeled gabapentin have revealed a gabapentin binding site in areas of rat brain including neocortex and hippocampus. A high-affinity binding protein in animal brain tissue has been identified as an auxiliary subunit of voltage-activated calcium channels. However, functional correlates of gabapentin binding, if any, remain to be elucidated.

### **Pharmacokinetics and Drug Metabolism**

All pharmacological actions following gabapentin administration are due to the activity of the parent compound; gabapentin is not appreciably metabolized in humans.

### **Oral Bioavailability**

Gabapentin bioavailability is not dose proportional; i.e., as dose is increased, bioavailability decreases. Bioavailability of gabapentin is approximately 60%, 47%, 34%, 33%, and 27% following 900, 1200, 2400, 3600, and 4800 mg/day given in 3 divided doses, respectively. Food has only a slight effect on the rate and extent of absorption of gabapentin (14% increase in AUC and C<sub>max</sub>).

### **Distribution**

Less than 3% of gabapentin circulates bound to plasma protein. The apparent volume of distribution of gabapentin after 150 mg intravenous administration is 58 ± 6 L (Mean ± SD). In patients with epilepsy, steady-state predose (C<sub>min</sub>) concentrations of gabapentin in cerebrospinal fluid were approximately 20% of the corresponding plasma concentrations.

### **Elimination**

Gabapentin is eliminated from the systemic circulation by renal excretion as unchanged drug. Gabapentin is not appreciably metabolized in humans. Gabapentin elimination half-life is 5 to 7 hours and is unaltered by dose or following multiple dosing. Gabapentin elimination rate constant, plasma clearance, and renal clearance are directly proportional to creatinine clearance (see Special Populations: Patients With Renal Insufficiency, below). In elderly patients, and in patients with impaired renal function, gabapentin plasma clearance is reduced. Gabapentin can be removed from plasma by hemodialysis.

Dosage adjustment in patients with compromised renal function or undergoing hemodialysis is recommended (see **DOSAGE AND ADMINISTRATION, Table 6**).

### **Special Populations**

#### ***Adult Patients With Renal Insufficiency***

Subjects (N = 60) with renal insufficiency (mean creatinine clearance ranging from 13 to 114 mL/min) were administered single 400 mg oral doses of gabapentin. The mean gabapentin half-life ranged from

about 6.5 hours (patients with creatinine clearance > 60 mL/min) to 52 hours (creatinine clearance < 30 mL/min) and gabapentin renal clearance from about 90 mL/min (> 60 mL/min group) to about 10 mL/min (< 30 mL/min). Mean plasma clearance (CL/F) decreased from approximately 190 mL/min to 20 mL/min.

Dosage adjustment in adult patients with compromised renal function is necessary (see **DOSAGE AND ADMINISTRATION**). Pediatric patients with renal insufficiency have not been studied.

### ***Hemodialysis***

In a study in anuric adult subjects (N = 11), the apparent elimination half-life of gabapentin on nondialysis days was about 132 hours; during dialysis the apparent half-life of gabapentin was reduced to 3.8 hours. Hemodialysis thus has a significant effect on gabapentin elimination in anuric subjects.

Dosage adjustment in patients undergoing hemodialysis is necessary (see **DOSAGE AND ADMINISTRATION**).

### ***Hepatic Disease***

Because gabapentin is not metabolized, no study was performed in patients with hepatic impairment.

### ***Age***

The effect of age was studied in subjects 20 to 80 years of age. Apparent oral clearance (CL/F) of gabapentin decreased as age increased, from about 225 mL/min in those under 30 years of age to about 125 mL/min in those over 70 years of age. Renal clearance (CL<sub>r</sub>) and CL<sub>r</sub> adjusted for body surface area also declined with age; however, the decline in the renal clearance of gabapentin with age can largely be explained by the decline in renal function. Reduction of gabapentin dose may be required in patients who have age related compromised renal function. (See **PRECAUTIONS, Geriatric Use** and **DOSAGE AND ADMINISTRATION**).

### ***Pediatric***

Gabapentin pharmacokinetics were determined in 48 pediatric subjects between the ages of 1 month and 12 years following a dose of approximately 10 mg/kg. Peak plasma concentrations were similar across the entire age group and occurred 2 to 3 hours postdose. In general, pediatric subjects between 1 month and < 5 years of age achieved approximately 30% lower exposure (AUC) than that observed in those 5 years of age and older. Accordingly, oral clearance normalized per body weight was higher in the younger children. Apparent oral clearance of gabapentin was directly proportional to creatinine clearance. Gabapentin elimination half-life averaged 4.7 hours and was similar across the age groups studied.

A population pharmacokinetic analysis was performed in 253 pediatric subjects between 1 month and 13 years of age. Patients received 10 to 65 mg/kg/day given TID. Apparent oral clearance (CL/F) was directly proportional to creatinine clearance and this relationship was similar following a single dose and at steady state. Higher oral clearance values were observed in children < 5 years of age compared to those observed in children 5 years of age and older, when normalized per body weight. The clearance was highly variable in infants < 1 year of age. The normalized CL/F values observed in pediatric patients 5 years of age and older were consistent with values observed in adults after a single dose. The oral volume of distribution normalized per body weight was constant across the age range.

These pharmacokinetic data indicate that the effective daily dose in pediatric patients with epilepsy ages 3 and 4 years should be 40 mg/kg/day to achieve average plasma concentrations similar to those achieved in patients 5 years of age and older receiving gabapentin at 30 mg/kg/day (see **DOSAGE AND ADMINISTRATION**).

### ***Gender***

Although no formal study has been conducted to compare the pharmacokinetics of gabapentin in men and women, it appears that the pharmacokinetic parameters for males and females are similar and there are no

significant gender differences.

### **Race**

Pharmacokinetic differences due to race have not been studied. Because gabapentin is primarily renally excreted and there are no important racial differences in creatinine clearance, pharmacokinetic differences due to race are not expected.

### **Clinical Studies**

#### **Postherpetic Neuralgia**

Gabapentin was evaluated for the management of postherpetic neuralgia (PHN) in 2 randomized, double-blind, placebo-controlled, multicenter studies; N = 563 patients in the intent-to-treat (ITT) population (**Table 1**). Patients were enrolled if they continued to have pain for more than 3 months after healing of the herpes zoster skin rash.

**TABLE 1. Controlled PHN Studies: Duration, Dosages, and Number of Patients**

<b>Study</b>	<b>Study Duration</b>	<b>Gabapentin (mg/day)<sup>a</sup> Target Dose</b>	<b>Patients Receiving Gabapentin</b>	<b>Patients Receiving Placebo</b>
1	8 weeks	3600	113	116
2	7 weeks	1800, 2400	223	111
		Total	336	227

<sup>a</sup> Given in 3 divided doses (TID)

Each study included a 1 week baseline during which patients were screened for eligibility and a 7-or 8-week double-blind phase (3 or 4 weeks of titration and 4 weeks of fixed dose). Patients initiated treatment with titration to a maximum of 900 mg/day gabapentin over 3 days. Dosages were then to be titrated in 600 to 1200 mg/day increments at 3-to 7-day intervals to target dose over 3 to 4 weeks. In Study 1, patients were continued on lower doses if not able to achieve the target dose. During baseline and treatment, patients recorded their pain in a daily diary using an 11-point numeric pain rating scale ranging from 0 (no pain) to 10 (worst possible pain). A mean pain score during baseline of at least 4 was required for randomization (baseline mean pain score for Studies 1 and 2 combined was 6.4). Analyses were conducted using the ITT population (all randomized patients who received at least one dose of study medication).

Both studies showed significant differences from placebo at all doses tested.

A significant reduction in weekly mean pain scores was seen by Week 1 in both studies, and significant differences were maintained to the end of treatment. Comparable treatment effects were observed in all active treatment arms. Pharmacokinetic/pharmacodynamic modeling provided confirmatory evidence of efficacy across all doses. Figures 1 and 2 show these changes for Studies 1 and 2.

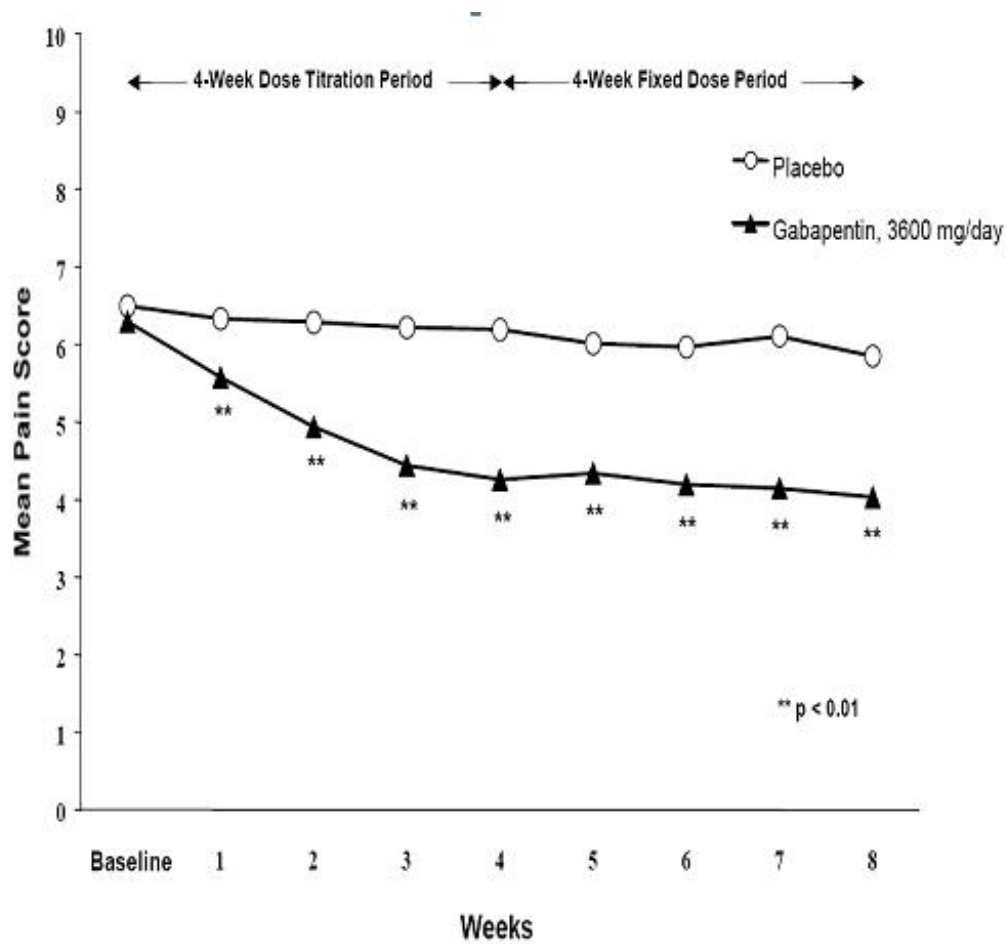


Figure 1. Weekly Mean Pain Scores (Observed Cases in ITT Population): Study 1

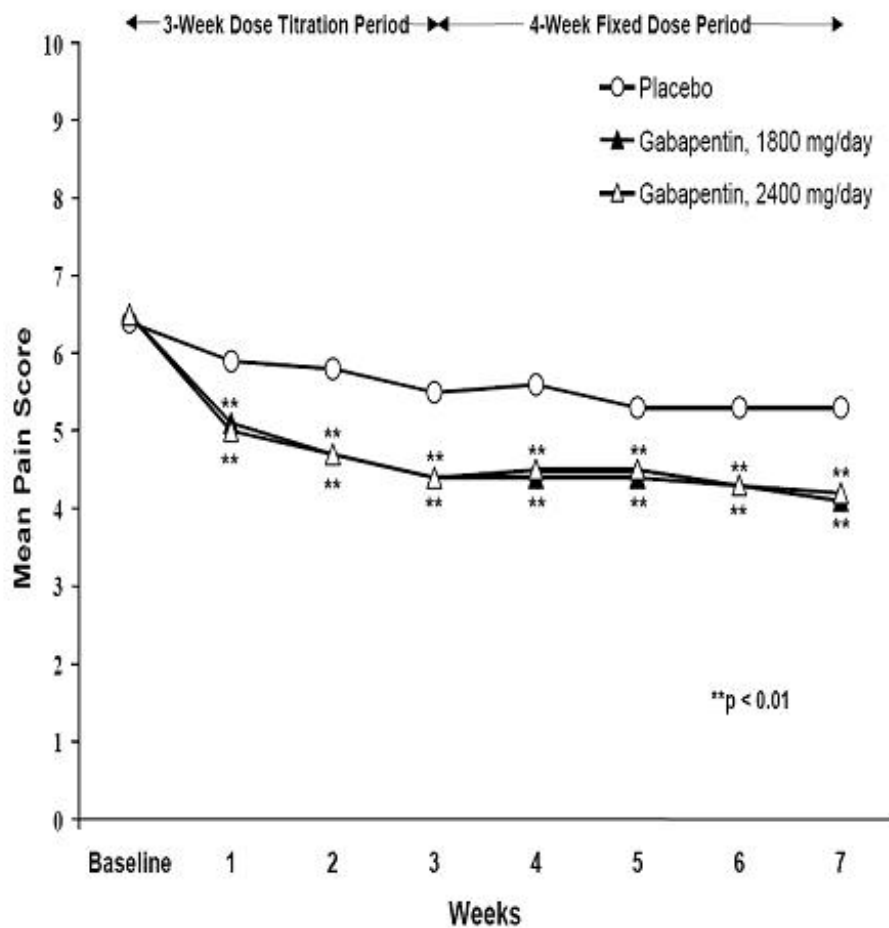


Figure 2. Weekly Mean Pain Scores (Observed Cases in ITT Population): Study 2

The proportion of responders (those patients reporting at least 50% improvement in endpoint pain score compared with baseline) was calculated for each study (Figure3).

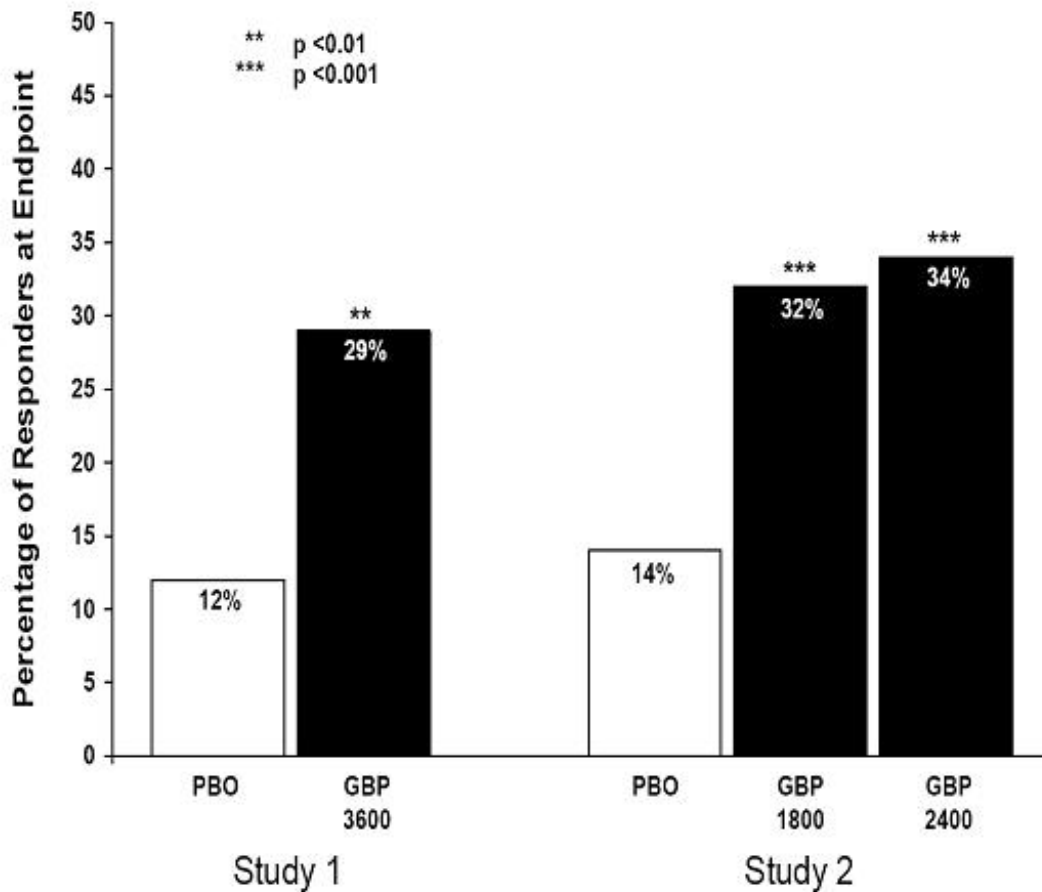


Figure 3. Proportion of Responders (patients with  $\geq 50\%$  reduction in pain score) at Endpoint: Controlled PHN Studies

### Epilepsy

The effectiveness of gabapentin as adjunctive therapy (added to other antiepileptic drugs) was established in multicenter placebo-controlled, double-blind, parallel-group clinical trials in adult and pediatric patients (3 years and older) with refractory partial seizures.

Evidence of effectiveness was obtained in three trials conducted in 705 patients (age 12 years and above) and one trial conducted in 247 pediatric patients (3 to 12 years of age). The patients enrolled had a history of at least 4 partial seizures per month in spite of receiving one or more antiepileptic drugs at therapeutic levels and were observed on their established antiepileptic drug regimen during a 12 week baseline period (6 weeks in the study of pediatric patients). In patients continuing to have at least 2 (or 4 in some studies) seizures per month, gabapentin or placebo was then added on to the existing therapy during a 12 week treatment period. Effectiveness was assessed primarily on the basis of the percent of patients with a 50% or greater reduction in seizure frequency from baseline to treatment (the "responder rate") and a derived measure called response ratio, a measure of change defined as  $(T - B)/(T + B)$ , where B is the patient's baseline seizure frequency and T is the patient's seizure frequency during treatment. Response ratio is distributed within the range -1 to +1. A zero value indicates no change while complete elimination of seizures would give a value of -1; increased seizure rates would give positive values. A response ratio of -0.33 corresponds to a 50% reduction in seizure frequency. The results given below are for all partial seizures in the intent-to-treat (all patients who received any doses of treatment) population in each study, unless otherwise indicated.

One study compared gabapentin 1200 mg/day divided TID with placebo. Responder rate was 23%

(14/61) in the gabapentin group and 9% (6/66) in the placebo group; the difference between groups was statistically significant. Response ratio was also better in the gabapentin group (-0.199) than in the placebo group (-0.044), a difference that also achieved statistical significance.

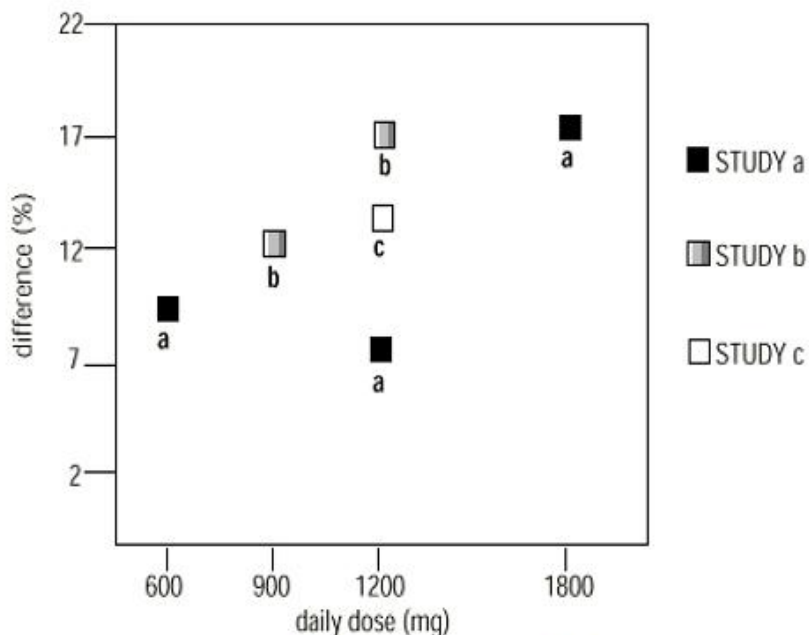
A second study compared primarily 1200 mg/day divided TID gabapentin (N=101) with placebo (N=98). Additional smaller gabapentin dosage groups (600 mg/day, N=53; 1800 mg/day, N=54) were also studied for information regarding dose response. Responder rate was higher in the gabapentin 1200 mg/day group (16%) than in the placebo group (8%), but the difference was not statistically significant. The responder rate at 600 mg (17%) was also not significantly higher than in the placebo, but the responder rate in the 1800 mg group (26%) was statistically significantly superior to the placebo rate. Response ratio was better in the gabapentin 1200 mg/day group (-0.103) than in the placebo group (-0.022); but this difference was also not statistically significant ( $p = 0.224$ ). A better response was seen in the gabapentin 600 mg/day group (-0.105) and 1800 mg/day group (-0.222) than in the 1200 mg/day group, with the 1800 mg/day group achieving statistical significance compared to the placebo group.

A third study compared gabapentin 900 mg/day divided TID (N=111) and placebo (N=109). An additional gabapentin 1200 mg/day dosage group (N = 52) provided dose-response data. A statistically significant difference in responder rate was seen in the gabapentin 900 mg/day group (22%) compared to that in the placebo group (10%). Response ratio was also statistically significantly superior in the gabapentin 900 mg/day group (-0.119) compared to that in the placebo group (-0.027), as was response ratio in 1200 mg/day gabapentin (-0.184) compared to placebo.

Analyses were also performed in each study to examine the effect of gabapentin on preventing secondarily generalized tonic-clonic seizures. Patients who experienced a secondarily generalized tonic-clonic seizure in either the baseline or in the treatment period in all three placebo-controlled studies were included in these analyses. There were several response ratio comparisons that showed a statistically significant advantage for gabapentin compared to placebo and favorable trends for almost all comparisons.

Analysis of responder rate using combined data from all three studies and all doses (N = 162, gabapentin; N = 89, placebo) also showed a significant advantage for gabapentin over placebo in reducing the frequency of secondarily generalized tonic-clonic seizures. In two of the three controlled studies, more than one dose of gabapentin was used. Within each study the results did not show a consistently increased response to dose. However, looking across studies, a trend toward increasing efficacy with increasing dose is evident (see **Figure 4**)





**Figure 4. Responder Rate in Patients Receiving Gabapentin Expressed as a Difference From Placebo by Dose and Study: Adjunctive Therapy Studies in Patients  $\geq 12$  Years of Age With Partial Seizures**

In the figure, treatment effect magnitude, measured on the Y axis in terms of the difference in the proportion of gabapentin and placebo assigned patients attaining a 50% or greater reduction in seizure frequency from baseline, is plotted against the daily dose of gabapentin administered (X axis).

Although no formal analysis by gender has been performed, estimates of response (Response Ratio) derived from clinical trials (398 men, 307 women) indicate no important gender differences exist. There was no consistent pattern indicating that age had any effect on the response to gabapentin. There were insufficient numbers of patients of races other than Caucasian to permit a comparison of efficacy among racial groups. A fourth study in pediatric patients age 3 to 12 years compared 25 to 35 mg/kg/day gabapentin (N = 118) with placebo (N = 127). For all partial seizures in the intent-to-treat population, the response ratio was statistically significantly better for the gabapentin group (-0.146) than for the placebo group (-0.079). For the same population, the responder rate for gabapentin (21%) was not significantly different from placebo (18%). A study in pediatric patients age 1 month to 3 years compared 40 mg/kg/day gabapentin (N = 38) with placebo (N = 38) in patients who were receiving at least one marketed antiepileptic drug and had at least one partial seizure during the screening period (within 2 weeks prior to baseline). Patients had up to 48 hours of baseline and up to 72 hours of double-blind video EEG monitoring to record and count the occurrence of seizures. There were no statistically significant differences between treatments in either the response ratio or responder rate.

## INDICATIONS AND USAGE

### **Postherpetic Neuralgia**

Gabapentin capsules USP are indicated for the management of postherpetic neuralgia in adults.

### **Epilepsy**

Gabapentin capsules USP are indicated as adjunctive therapy in the treatment of partial seizures with and without secondary generalization in patients over 12 years of age with epilepsy. Gabapentin capsules

USP are also indicated as adjunctive therapy in the treatment of partial seizures in pediatric patients age 3 to 12 years.

## CONTRAINDICATIONS

Gabapentin capsules USP are contraindicated in patients who have demonstrated hypersensitivity to the drug or its ingredients.

## WARNINGS

### Suicidal Behavior and Ideation

Antiepileptic drugs (AEDs), including gabapentin, increase the risk of suicidal thoughts or behavior in patients taking these drugs for any indication. Patients treated with any AED for any indication should be monitored for the emergence or worsening of depression, suicidal thoughts or behavior, and/or any unusual changes in mood or behavior.

Pooled analyses of 199 placebo-controlled clinical trials (mono- and adjunctive therapy) of 11 different AEDs showed that patients randomized to one of the AEDs had approximately twice the risk (adjusted Relative Risk 1.8, 95% CI:1.2, 2.7) of suicidal thinking or behavior compared to patients randomized to placebo. In these trials, which had a median treatment duration of 12 weeks, the estimated incidence rate of suicidal behavior or ideation among 27,863 AED-treated patients was 0.43%, compared to 0.24% among 16,029 placebo-treated patients, representing an increase of approximately one case of suicidal thinking or behavior for every 530 patients treated. There were four suicides in drug-treated patients in the trials and none in placebo-treated patients, but the number is too small to allow any conclusion about drug effect on suicide.

The increased risk of suicidal thoughts or behavior with AEDs was observed as early as one week after starting drug treatment with AEDs and persisted for the duration of treatment assessed. Because most trials included in the analysis did not extend beyond 24 weeks, the risk of suicidal thoughts or behavior beyond 24 weeks could not be assessed. The risk of suicidal thoughts or behavior was generally consistent among drugs in the data analyzed. The finding of increased risk with AEDs of varying mechanisms of action and across a range of indications suggests that the risk applies to all AEDs used for any indication. The risk did not vary substantially by age (5 to 100 years) in the clinical trials analyzed. Table 2 shows absolute and relative risk by indication for all evaluated AEDs.

**TABLE 2. Risk by indication for antiepileptic drugs in the pooled analysis**

<b>Indication</b>	<b>Placebo Patients with Events Per 1000 Patients</b>	<b>Drug Patients with Events Per 1000 Patients</b>	<b>Relative Risk: Incidence of Events in Drug Patients/Incidence in Placebo Patients</b>	<b>Risk Difference: Additional Drug Patients with Events Per 1000 Patients</b>
Epilepsy	1.0	3.4	3.5	2.4
Psychiatric	5.7	8.5	1.5	2.9
Other	1.0	1.8	1.9	0.9
Total	2.4	4.3	1.8	1.9

The relative risk for suicidal thoughts or behavior was higher in clinical trials for epilepsy than in clinical trials for psychiatric or other conditions, but the absolute risk differences were similar for the epilepsy and psychiatric indications.

Anyone considering prescribing gabapentin or any other AED must balance the risk of suicidal thoughts

or behavior with the risk of untreated illness. Epilepsy and many other illnesses for which AEDs are prescribed are themselves associated with morbidity and mortality and an increased risk of suicidal thoughts and behavior. Should suicidal thoughts and behavior emerge during treatment, the prescriber needs to consider whether the emergence of these symptoms in any given patient may be related to the illness being treated.

Patients, their caregivers, and families should be informed that AEDs increase the risk of suicidal thoughts and behavior and should be advised of the need to be alert for the emergence or worsening of the signs and symptoms of depression, any unusual changes in mood or behavior, or the emergence of suicidal thoughts, behavior, or thoughts about self-harm. Behaviors of concern should be reported immediately to healthcare providers.

### **Neuropsychiatric Adverse Events—Pediatric Patients 3 to 12 Years of Age**

Gabapentin use in pediatric patients with epilepsy 3 to 12 years of age is associated with the occurrence of central nervous system related adverse events. The most significant of these can be classified into the following categories: 1) emotional lability (primarily behavioral problems), 2) hostility, including aggressive behaviors, 3) thought disorder, including concentration problems and change in school performance, and 4) hyperkinesia (primarily restlessness and hyperactivity). Among the gabapentin-treated patients, most of the events were mild to moderate in intensity.

In controlled trials in pediatric patients 3 to 12 years of age, the incidence of these adverse events was: emotional lability 6% (gabapentin-treated patients) vs. 1.3% (placebo-treated patients); hostility 5.2% vs. 1.3%; hyperkinesia 4.7% vs. 2.9%; and thought disorder 1.7% vs. 0%. One of these events, a report of hostility, was considered serious. Discontinuation of gabapentin treatment occurred in 1.3% of patients reporting emotional lability and hyperkinesia and 0.9% of gabapentin-treated patients reporting hostility and thought disorder. One placebo-treated patient (0.4%) withdrew due to emotional lability.

### **Withdrawal Precipitated Seizure, Status Epilepticus**

Antiepileptic drugs should not be abruptly discontinued because of the possibility of increasing seizure frequency.

In the placebo-controlled studies in patients > 12 years of age, the incidence of status epilepticus in patients receiving gabapentin was 0.6% (3 of 543) versus 0.5% in patients receiving placebo (2 of 378). Among the 2074 patients > 12 years of age treated with gabapentin across all studies (controlled and uncontrolled) 31 (1.5%) had status epilepticus. Of these, 14 patients had no prior history of status epilepticus either before treatment or while on other medications. Because adequate historical data are not available, it is impossible to say whether or not treatment with gabapentin is associated with a higher or lower rate of status epilepticus than would be expected to occur in a similar population not treated with gabapentin.

### **Tumorigenic Potential**

In standard preclinical *in vivo* lifetime carcinogenicity studies, an unexpectedly high incidence of pancreatic acinar adenocarcinomas was identified in male, but not female, rats (see **PRECAUTIONS, Carcinogenesis, Mutagenesis, Impairment of Fertility**). The clinical significance of this finding is unknown. Clinical experience during gabapentin's premarketing development provides no direct means to assess its potential for inducing tumors in humans.

In clinical studies in adjunctive therapy in epilepsy comprising 2085 patient-years of exposure in patients > 12 years of age, new tumors were reported in 10 patients (2 breast, 3 brain, 2 lung, 1 adrenal, 1 non-Hodgkin's lymphoma, 1 endometrial carcinoma *in situ*), and preexisting tumors worsened in 11 patients (9 brain, 1 breast, 1 prostate) during or up to 2 years following discontinuation of gabapentin. Without knowledge of the background incidence and recurrence in a similar population not treated with gabapentin, it is impossible to know whether the incidence seen in this cohort is or is not affected by treatment.

## **Sudden and Unexplained Death in Patients with Epilepsy**

During the course of premarketing development of gabapentin 8 sudden and unexplained deaths were recorded among a cohort of 2203 patients treated (2103 patient-years of exposure).

Some of these could represent seizure-related deaths in which the seizure was not observed, e.g., at night. This represents an incidence of 0.0038 deaths per patient-year. Although this rate exceeds that expected in a healthy population matched for age and sex, it is within the range of estimates for the incidence of sudden unexplained deaths in patients with epilepsy not receiving gabapentin (ranging from 0.0005 for the general population of epileptics to 0.003 for a clinical trial population similar to that in the gabapentin program, to 0.005 for patients with refractory epilepsy). Consequently, whether these figures are reassuring or raise further concern depends on comparability of the populations reported upon to the gabapentin cohort and the accuracy of the estimates provided.

## **Drug Reaction with Eosinophilia and Systemic Symptoms (DRESS)/Multiorgan hypersensitivity**

Drug Reaction with Eosinophilia and Systemic Symptoms (DRESS), also known as Multiorgan hypersensitivity, has been reported in patients taking antiepileptic drugs, including gabapentin. Some of these events have been fatal or life-threatening. DRESS typically, although not exclusively, presents with fever, rash, and/or lymphadenopathy, in association with other organ system involvement, such as hepatitis, nephritis, hematological abnormalities, myocarditis, or myositis sometimes resembling an acute viral infection. Eosinophilia is often present. Because this disorder is variable in its expression, other organ systems not noted here may be involved.

It is important to note that early manifestations of hypersensitivity, such as fever or lymphadenopathy, may be present even though rash is not evident. If such signs or symptoms are present, the patient should be evaluated immediately. Gabapentin should be discontinued if an alternative etiology for the signs or symptoms cannot be established.

## **PRECAUTIONS**

### **Information for Patients**

Inform patients of the availability of a Medication Guide, and instruct them to read the Medication Guide prior to taking gabapentin. Instruct patients to take gabapentin only as prescribed.

Patients, their caregivers, and families should be counseled that AEDs, including gabapentin, may increase the risk of suicidal thoughts and behavior and should be advised of the need to be alert for the emergence or worsening of symptoms of depression, any unusual changes in mood or behavior, or the emergence of suicidal thoughts, behavior, or thoughts about self-harm. Behaviors of concern should be reported immediately to healthcare providers.

Patients should be advised that gabapentin may cause dizziness, somnolence and other symptoms and signs of CNS depression. Accordingly, they should be advised neither to drive a car nor to operate other complex machinery until they have gained sufficient experience on gabapentin to gauge whether or not it affects their mental and/or motor performance adversely.

Patients who require concomitant treatment with morphine may experience increases in gabapentin concentrations. Patients should be carefully observed for signs of CNS depression, such as somnolence, and the dose of gabapentin or morphine should be reduced appropriately (see **Drug Interactions**).

Patients should be encouraged to enroll in the North American Antiepileptic Drug (NAAED) Pregnancy Registry if they become pregnant. This registry is collecting information about the safety of antiepileptic drugs during pregnancy. To enroll, patients can call the toll free number 1-888-233-2334 (see **PRECAUTIONS, Pregnancy** section).

### **Laboratory Tests**

Clinical trials data do not indicate that routine monitoring of clinical laboratory parameters is necessary for the safe use of gabapentin. The value of monitoring gabapentin blood concentrations has not been established. Gabapentin may be used in combination with other antiepileptic drugs without concern for alteration of the blood concentrations of gabapentin or of other antiepileptic drugs.

## Drug Interactions

*In vitro* studies were conducted to investigate the potential of gabapentin to inhibit the major cytochrome P450 enzymes (CYP1A2, CYP2A6, CYP2C9, CYP2C19, CYP2D6, CYP2E1, and CYP3A4) that mediate drug and xenobiotic metabolism using isoform selective marker substrates and human liver microsomal preparations. Only at the highest concentration tested (171 µg/mL; 1 mM) was a slight degree of inhibition (14% to 30%) of isoform CYP2A6 observed. No inhibition of any of the other isoforms tested was observed at gabapentin concentrations up to 171 µg/mL (approximately 15 times the  $C_{max}$  at 3600 mg/day).

Gabapentin is not appreciably metabolized nor does it interfere with the metabolism of commonly coadministered antiepileptic drugs.

The drug interaction data described in this section were obtained from studies involving healthy adults and adult patients with epilepsy.

**Phenytoin:** In a single (400 mg) and multiple dose (400 mg TID) study of gabapentin in epileptic patients (N=8) maintained on phenytoin monotherapy for at least 2 months, gabapentin had no effect on the steady-state trough plasma concentrations of phenytoin and phenytoin had no effect on gabapentin pharmacokinetics.

**Carbamazepine:** Steady-state trough plasma carbamazepine and carbamazepine 10, 11 epoxide concentrations were not affected by concomitant gabapentin (400 mg TID; N=12) administration. Likewise, gabapentin pharmacokinetics were unaltered by carbamazepine administration.

**Valproic Acid:** The mean steady-state trough serum valproic acid concentrations prior to and during concomitant gabapentin administration (400 mg TID; N = 17) were not different and neither were gabapentin pharmacokinetic parameters affected by valproic acid.

**Phenobarbital:** Estimates of steady-state pharmacokinetic parameters for phenobarbital or gabapentin (300 mg TID; N=12) are identical whether the drugs are administered alone or together.

**Naproxen:** Coadministration (N = 18) of naproxen sodium capsules (250 mg) with gabapentin (125 mg) appears to increase the amount of gabapentin absorbed by 12% to 15%. Gabapentin had no effect on naproxen pharmacokinetic parameters. These doses are lower than the therapeutic doses for both drugs. The magnitude of interaction within the recommended dose ranges of either drug is not known.

**Hydrocodone:** Coadministration of gabapentin (125 to 500 mg; N=48) decreases hydrocodone (10 mg; N=50)  $C_{max}$  and AUC values in a dose-dependent manner relative to administration of hydrocodone alone;  $C_{max}$  and AUC values are 3% to 4% lower, respectively, after administration of 125 mg gabapentin and 21% to 22% lower, respectively, after administration of 500 mg gabapentin. The mechanism for this interaction is unknown. Hydrocodone increases gabapentin AUC values by 14%. The magnitude of interaction at other doses is not known.

**Morphine:** A literature article reported that when a 60 mg controlled-release morphine capsule was administered 2 hours prior to a 600 mg gabapentin capsule (N=12), mean gabapentin AUC increased by 44% compared to gabapentin administered without morphine (see **PRECAUTIONS**). Morphine pharmacokinetic parameter values were not affected by administration of gabapentin 2 hours after morphine. The magnitude of interaction at other doses is not known.

**Cimetidine:** In the presence of cimetidine at 300 mg QID (N = 12) the mean apparent oral clearance of gabapentin fell by 14% and creatinine clearance fell by 10%. Thus cimetidine appeared to alter the renal excretion of both gabapentin and creatinine, an endogenous marker of renal function. This small decrease in excretion of gabapentin by cimetidine is not expected to be of clinical importance. The

effect of gabapentin on cimetidine was not evaluated.

**Oral Contraceptive:** Based on AUC and half-life, multiple-dose pharmacokinetic profiles of norethindrone and ethinyl estradiol following administration of tablets containing 2.5 mg of norethindrone acetate and 50 µg of ethinyl estradiol were similar with and without coadministration of gabapentin (400 mg TID; N = 13). The C<sub>max</sub> of norethindrone was 13% higher when it was coadministered with gabapentin; this interaction is not expected to be of clinical importance.

**Antacid (Maalox®):** Maalox reduced the bioavailability of gabapentin (N=16) by about 20%. This decrease in bioavailability was about 5% when gabapentin was administered 2 hours after Maalox. It is recommended that gabapentin be taken at least 2 hours following Maalox administration.

**Effect of Probenecid:** Probenecid is a blocker of renal tubular secretion. Gabapentin pharmacokinetic parameters without and with probenecid were comparable. This indicates that gabapentin does not undergo renal tubular secretion by the pathway that is blocked by probenecid.

### **Drug/Laboratory Test Interactions**

Because false positive readings were reported with the Ames N-Multistix SG® dipstick test for urinary protein when gabapentin was added to other antiepileptic drugs, the more specific sulfosalicylic acid precipitation procedure is recommended to determine the presence of urine protein.

### **Carcinogenesis, Mutagenesis, Impairment of Fertility**

Gabapentin was given in the diet to mice at 200, 600, and 2000 mg/kg/day and to rats at 250, 1000, and 2000 mg/kg/day for 2 years. A statistically significant increase in the incidence of pancreatic acinar cell adenomas and carcinomas was found in male rats receiving the high dose; the no-effect dose for the occurrence of carcinomas was 1000 mg/kg/day. Peak plasma concentrations of gabapentin in rats receiving the high dose of 2000 mg/kg were 10 times higher than plasma concentrations in humans receiving 3600 mg per day, and in rats receiving 1000 mg/kg/day peak plasma concentrations were 6.5 times higher than in humans receiving 3600 mg/day. The pancreatic acinar cell carcinomas did not affect survival, did not metastasize and were not locally invasive. The relevance of this finding to carcinogenic risk in humans is unclear.

Studies designed to investigate the mechanism of gabapentin-induced pancreatic carcinogenesis in rats indicate that gabapentin stimulates DNA synthesis in rat pancreatic acinar cells *in vitro* and, thus, may be acting as a tumor promoter by enhancing mitogenic activity. It is not known whether gabapentin has the ability to increase cell proliferation in other cell types or in other species, including humans.

Gabapentin did not demonstrate mutagenic or genotoxic potential in three *in vitro* and four *in vivo* assays. It was negative in the Ames test and the *in vitro* HGPRT forward mutation assay in Chinese hamster lung cells; it did not produce significant increases in chromosomal aberrations in the *in vitro* Chinese hamster lung cell assay; it was negative in the *in vivo* chromosomal aberration assay and in the *in vivo* micronucleus test in Chinese hamster bone marrow; it was negative in the *in vivo* mouse micronucleus assay; and it did not induce unscheduled DNA synthesis in hepatocytes from rats given gabapentin.

No adverse effects on fertility or reproduction were observed in rats at doses up to 2000 mg/kg (approximately 5 times the maximum recommended human dose on an mg/m<sup>2</sup> basis).

### **Pregnancy**

#### **Pregnancy Category C:**

Gabapentin has been shown to be fetotoxic in rodents, causing delayed ossification of several bones in the skull, vertebrae, forelimbs, and hindlimbs. These effects occurred when pregnant mice received oral doses of 1000 or 3000 mg/kg/day during the period of organogenesis, or approximately 1 to 4 times the maximum dose of 3600 mg/day given to epileptic patients on a mg/m<sup>2</sup> basis. The no-effect level was 500 mg/kg/day or approximately ½ of the human dose on a mg/m<sup>2</sup> basis. When rats were

dosed prior to and during mating, and throughout gestation, pups from all dose groups (500, 1000 and 2000 mg/kg/day) were affected. These doses are equivalent to less than approximately 1 to 5 times the maximum human dose on a mg/m<sup>2</sup> basis. There was an increased incidence of hydroureter and/or hydronephrosis in rats in a study of fertility and general reproductive performance at 2000 mg/kg/day with no effect at 1000 mg/kg/day, in a teratology study at 1500 mg/kg/day with no effect at 300 mg/kg/day, and in a perinatal and postnatal study at all doses studied (500, 1000 and 2000 mg/kg/day). The doses at which the effects occurred are approximately 1 to 5 times the maximum human dose of 3600 mg/day on a mg/m<sup>2</sup> basis; the no-effect doses were approximately 3 times (Fertility and General Reproductive Performance study) and approximately equal to (Teratogenicity study) the maximum human dose on a mg/m<sup>2</sup> basis. Other than hydroureter and hydronephrosis, the etiologies of which are unclear, the incidence of malformations was not increased compared to controls in offspring of mice, rats, or rabbits given doses up to 50 times (mice), 30 times (rats), and 25 times (rabbits) the human daily dose on a mg/kg basis, or 4 times (mice), 5 times (rats), or 8 times (rabbits) the human daily dose on a mg/m<sup>2</sup> basis.

In a teratology study in rabbits, an increased incidence of postimplantation fetal loss occurred in dams exposed to 60, 300, and 1500 mg/kg/day, or less than approximately ¼ to 8 times the maximum human dose on a mg/m<sup>2</sup> basis. There are no adequate and well-controlled studies in pregnant women. This drug should be used during pregnancy only if the potential benefit justifies the potential risk to the fetus.

To provide information regarding the effects of *in utero* exposure to gabapentin, physicians are advised to recommend that pregnant patients taking gabapentin enroll in the North American Antiepileptic Drug (NAAED) Pregnancy Registry. This can be done by calling the toll free number 1-888-233-2334, and must be done by patients themselves. Information on the registry can also be found at the website <http://www.aedpregnancyregistry.org/>.

### **Use in Nursing Mothers**

Gabapentin is secreted into human milk following oral administration. A nursed infant could be exposed to a maximum dose of approximately 1 mg/kg/day of gabapentin. Because the effect on the nursing infant is unknown, gabapentin should be used in women who are nursing only if the benefits clearly outweigh the risks.

### **Pediatric Use**

Safety and effectiveness of gabapentin in the management of postherpetic neuralgia in pediatric patients have not been established.

Effectiveness as adjunctive therapy in the treatment of partial seizures in pediatric patients below the age of 3 years has not been established (see **CLINICAL PHARMACOLOGY, Clinical Studies**).

### **Geriatric Use**

The total number of patients treated with gabapentin in controlled clinical trials in patients with postherpetic neuralgia was 336, of which 102 (30%) were 65 to 74 years of age, and 168 (50%) were 75 years of age and older. There was a larger treatment effect in patients 75 years of age and older compared with younger patients who received the same dosage. Since gabapentin is almost exclusively eliminated by renal excretion, the larger treatment effect observed in patients ≥ 75 years may be a consequence of increased gabapentin exposure for a given dose that results from an age-related decrease in renal function. However, other factors cannot be excluded. The types and incidence of adverse events were similar across age groups except for peripheral edema and ataxia, which tended to increase in incidence with age.

Clinical studies of gabapentin in epilepsy did not include sufficient numbers of subjects aged 65 and over to determine whether they responded differently from younger subjects. Other reported clinical experience has not identified differences in responses between the elderly and younger patients. In general, dose selection for an elderly patient should be cautious, usually starting at the low end of the

dosing range, reflecting the greater frequency of decreased hepatic, renal, or cardiac function, and of concomitant disease or other drug therapy.

This drug is known to be substantially excreted by the kidney, and the risk of toxic reactions to this drug may be greater in patients with impaired renal function. Because elderly patients are more likely to have decreased renal function, care should be taken in dose selection, and dose should be adjusted based on creatinine clearance values in these patients (see **CLINICAL PHARMACOLOGY, ADVERSE REACTIONS**, and **DOSAGE AND ADMINISTRATION** sections).

## ADVERSE REACTIONS

### Postherpetic Neuralgia

The most commonly observed adverse events associated with the use of gabapentin in adults, not seen at an equivalent frequency among placebo-treated patients, were dizziness, somnolence, and peripheral edema.

In the 2 controlled studies in postherpetic neuralgia, 16% of the 336 patients who received gabapentin and 9% of the 227 patients who received placebo discontinued treatment because of an adverse event. The adverse events that most frequently led to withdrawal in gabapentin-treated patients were dizziness, somnolence, and nausea.

### Incidence in Controlled Clinical Trials

**Table 3** lists treatment-emergent signs and symptoms that occurred in at least 1% of gabapentin-treated patients with postherpetic neuralgia participating in placebo-controlled trials and that were numerically more frequent in the gabapentin group than in the placebo group. Adverse events were usually mild to moderate in intensity.

**TABLE 3. Treatment-Emergent Adverse Event Incidence in Controlled Trials in Postherpetic Neuralgia (Events in at least 1% of Gabapentin-Treated Patients and Numerically More Frequent Than in the Placebo Group)**

Body System/Preferred Term	Gabapentin N=336 %	Placebo N=227 %
<b>Body as a Whole</b>		
Asthenia	5.7	4.8
Infection	5.1	3.5
Headache	3.3	3.1
Accidental injury	3.3	1.3
Abdominal pain	2.7	2.6
<b>Digestive System</b>		
Diarrhea	5.7	3.1
Dry mouth	4.8	1.3
Constipation	3.9	1.8
Nausea	3.9	3.1
Vomiting	3.3	1.8
Flatulence	2.1	1.8
<b>Metabolic and Nutritional Disorders</b>		
Peripheral edema	8.3	2.2
Weight gain	1.8	0.0
Hyperglycemia	1.2	0.4
<b>Nervous System</b>		
Dizziness	28.0	7.5



Somnolence	21.4	5.3
Ataxia	3.3	0.0
Thinking abnormal	2.7	0.0
Abnormal gait	1.5	0.0
Incoordination	1.5	0.0
Amnesia	1.2	0.9
Hypesthesia	1.2	0.9
<b>Respiratory System</b>		
Pharyngitis	1.2	0.4
<b>Skin and Appendages</b>		
Rash	1.2	0.9
<b>Special Senses</b>		
Amblyopia <sup>a</sup>	2.7	0.9
Conjunctivitis	1.2	0.0
Diplopia	1.2	0.0
Otitis media	1.2	0.0

<sup>a</sup> Reported as blurred vision

Other events in more than 1% of patients but equally or more frequent in the placebo group included pain, tremor, neuralgia, back pain, dyspepsia, dyspnea, and flu syndrome. There were no clinically important differences between men and women in the types and incidence of adverse events. Because there were few patients whose race was reported as other than white, there are insufficient data to support a statement regarding the distribution of adverse events by race.

### **Epilepsy**

The most commonly observed adverse events associated with the use of gabapentin in combination with other antiepileptic drugs in patients > 12 years of age, not seen at an equivalent frequency among placebo-treated patients, were somnolence, dizziness, ataxia, fatigue, and nystagmus. The most commonly observed adverse events reported with the use of gabapentin in combination with other antiepileptic drugs in pediatric patients 3 to 12 years of age, not seen at an equal frequency among placebo-treated patients, were viral infection, fever, nausea and/or vomiting, somnolence, and hostility (see **WARNINGS, Neuropsychiatric Adverse Events**).

Approximately 7% of the 2074 patients > 12 years of age and approximately 7% of the 449 pediatric patients 3 to 12 years of age who received gabapentin in premarketing clinical trials discontinued treatment because of an adverse event. The adverse events most commonly associated with withdrawal in patients > 12 years of age were somnolence (1.2%), ataxia (0.8%), fatigue (0.6%), nausea and/or vomiting (0.6%), and dizziness (0.6%). The adverse events most commonly associated with withdrawal in pediatric patients were emotional lability (1.6%), hostility (1.3%), and hyperkinesia (1.1%).

### **Incidence in Controlled Clinical Trials**

**Table 4** lists treatment-emergent signs and symptoms that occurred in at least 1% of gabapentin-treated patients >12 years of age with epilepsy participating in placebo-controlled trials and were numerically more common in the gabapentin group. In these studies, either gabapentin or placebo was added to the patient's current antiepileptic drug therapy. Adverse events were usually mild to moderate in intensity.

The prescriber should be aware that these figures, obtained when gabapentin was added to concurrent antiepileptic drug therapy, cannot be used to predict the frequency of adverse events in the course of usual medical practice where patient characteristics and other factors may differ from those prevailing during clinical studies. Similarly, the cited frequencies cannot be directly compared with figures obtained from other clinical investigations involving different treatments, uses, or investigators. An inspection of these frequencies, however, does provide the prescribing physician with one basis to estimate the relative contribution of drug and non-drug factors to the adverse event incidences in the population studied.

**TABLE 4. Treatment-Emergent Adverse Event Incidence in Controlled Add-On Trials In Patients >12 years of age (Events in at least 1% of Gabapentin patients and numerically more frequent than in the placebo group)**

<b>Body System/Adverse Event</b>	<b>Gabapentin<sup>a</sup> N=543 %</b>	<b>Placebo<sup>a</sup> N=378 %</b>
<b>Body As A Whole</b>		
Fatigue	11.0	5.0
Weight Increase	2.9	1.6
Back Pain	1.8	0.5
Peripheral Edema	1.7	0.5
<b>Cardiovascular</b>		
Vasodilatation	1.1	0.3
<b>Digestive System</b>		
Dyspepsia	2.2	0.5
Mouth or Throat Dry	1.7	0.5
Constipation	1.5	0.8
Dental Abnormalities	1.5	0.3
Increased Appetite	1.1	0.8
<b>Hematologic and Lymphatic Systems</b>		
Leukopenia	1.1	0.5
<b>Musculoskeletal System</b>		
Myalgia	2.0	1.9
Fracture	1.1	0.8
<b>Nervous System</b>		
Somnolence	19.3	8.7
Dizziness	17.1	6.9
Ataxia	12.5	5.6
Nystagmus	8.3	4.0
Tremor	6.8	3.2
Nervousness	2.4	1.9
Dysarthria	2.4	0.5
Amnesia	2.2	0.0
Depression	1.8	1.1
Thinking Abnormal	1.7	1.3
Twitching	1.3	0.5
Coordination Abnormal	1.1	0.3
<b>Respiratory System</b>		
Rhinitis	4.1	3.7
Pharyngitis	2.8	1.6
Coughing	1.8	1.3
<b>Skin and Appendages</b>		
Abrasion	1.3	0.0
Pruritus	1.3	0.5
<b>Urogenital System</b>		

Impotence	1.5	1.1
<b>Special Senses</b>		
Diplopia	5.9	1.9
Amblyopia <sup>b</sup>	4.2	1.1
<b>Laboratory Deviations</b>		
WBC Decreased	1.1	0.5

<sup>a</sup> Plus background antiepileptic drug therapy

<sup>b</sup> Amblyopia was often described as blurred vision.

Other events in more than 1% of patients >12 years of age but equally or more frequent in the placebo group included: headache, viral infection, fever, nausea and/or vomiting, abdominal pain, diarrhea, convulsions, confusion, insomnia, emotional lability, rash, acne.

Among the treatment-emergent adverse events occurring at an incidence of at least 10% of gabapentin-treated patients, somnolence and ataxia appeared to exhibit a positive dose-response relationship.

The overall incidence of adverse events and the types of adverse events seen were similar among men and women treated with gabapentin. The incidence of adverse events increased slightly with increasing age in patients treated with either gabapentin or placebo. Because only 3% of patients (28/921) in placebo-controlled studies were identified as nonwhite (black or other), there are insufficient data to support a statement regarding the distribution of adverse events by race.

**Table 5** lists treatment-emergent signs and symptoms that occurred in at least 2% of gabapentin-treated patients age 3 to 12 years of age with epilepsy participating in placebo-controlled trials and were numerically more common in the gabapentin group. Adverse events were usually mild to moderate in intensity.

Body System/Adverse Event	Gabapentin <sup>a</sup>	Placebo <sup>a</sup>
	N=119 %	N=128 %
<b>Body As A Whole</b>		
Viral Infection	10.9	3.1
Fever	10.1	3.1
Weight Increase	3.4	0.8
Fatigue	3.4	1.6
<b>Digestive System</b>		
Nausea and/or Vomiting	8.4	7.0
<b>Nervous System</b>		
Somnolence	8.4	4.7
Hostility	7.6	2.3
Emotional Lability	4.2	1.6
Dizziness	2.5	1.6
Hyperkinesia	2.5	0.8
<b>Respiratory System</b>		
Bronchitis	3.4	0.8
Respiratory Infection	2.5	0.8

<sup>a</sup> Plus background antiepileptic drug therapy

Other events in more than 2% of pediatric patients 3 to 12 years of age but equally or more frequent in the placebo group included: pharyngitis, upper respiratory infection, headache, rhinitis, convulsions, diarrhea, anorexia, coughing, and otitis media.

## Other Adverse Events Observed During All Clinical Trials

### Clinical Trials in Adults and Adolescents (Except Clinical Trials in Neuropathic Pain)

Gabapentin has been administered to 4717 patients >12 years of age during all adjunctive therapy clinical trials (except clinical trials in patients with neuropathic pain), only some of which were placebo-controlled. During these trials, all adverse events were recorded by the clinical investigators using terminology of their own choosing. To provide a meaningful estimate of the proportion of individuals having adverse events, similar types of events were grouped into a smaller number of standardized categories using modified COSTART dictionary terminology. These categories are used in the listing below. The frequencies presented represent the proportion of the 4717 patients > 12 years of age exposed to gabapentin who experienced an event of the type cited on at least one occasion while receiving gabapentin. All reported events are included except those already listed in **Table 4**, those too general to be informative, and those not reasonably associated with the use of the drug.

Events are further classified within body system categories and enumerated in order of decreasing frequency using the following definitions: frequent adverse events are defined as those occurring in at least 1/100 patients; infrequent adverse events are those occurring in 1/100 to 1/1000 patients; rare events are those occurring in fewer than 1/1000 patients.

**Body as a Whole: Frequent:** asthenia, malaise, face edema.

**Infrequent:** allergy, generalized edema, weight decrease, chill.

**Rare:** strange feelings, lassitude, alcohol intolerance, hangover effect.

### Cardiovascular System:

**Frequent:** hypertension.

**Infrequent:** hypotension, angina pectoris, peripheral vascular disorder, palpitation, tachycardia, migraine, murmur.

**Rare:** atrial fibrillation, heart failure, thrombophlebitis, deep thrombophlebitis, myocardial infarction, cerebrovascular accident, pulmonary thrombosis, ventricular extrasystoles, bradycardia, premature atrial contraction, pericardial rub, heart block, pulmonary embolus, hyperlipidemia, hypercholesterolemia, pericardial effusion, pericarditis.

### Digestive System:

**Frequent:** anorexia, flatulence, gingivitis.

**Infrequent:** glossitis, gum hemorrhage, thirst, stomatitis, increased salivation, gastroenteritis, hemorrhoids, bloody stools, fecal incontinence, hepatomegaly.

**Rare:** dysphagia, eructation, pancreatitis, peptic ulcer, colitis, blisters in mouth, tooth discolor, perleche, salivary gland enlarged, lip hemorrhage, esophagitis, hiatal hernia, hematemesis, proctitis, irritable bowel syndrome, rectal hemorrhage, esophageal spasm.

### Endocrine System:

**Rare:** hyperthyroid, hypothyroid, goiter, hypoenestrogen, ovarian failure, epididymitis, swollen testicle, cushingoid appearance.

### Hematologic and Lymphatic System:

**Frequent:** purpura most often described as bruises resulting from physical trauma.

**Infrequent:** anemia, thrombocytopenia, lymphadenopathy.

**Rare:** WBC count increased, lymphocytosis, non-Hodgkin's lymphoma, bleeding time increased.

### Musculoskeletal System:

**Frequent:** arthralgia

**Infrequent:** tendinitis, arthritis, joint stiffness, joint swelling, positive Romberg test

**Rare:** costochondritis, osteoporosis, bursitis, contracture.

### Nervous System:

**Frequent:** vertigo, hyperkinesia, paresthesia, decreased or absent reflexes, increased reflexes, anxiety, hostility.

**Infrequent:** CNS tumors, syncope, dreaming abnormal, aphasia, hypesthesia, intracranial hemorrhage,

hypotonia, dysesthesia, paresis, dystonia, hemiplegia, facial paralysis, stupor, cerebellar dysfunction, positive Babinski sign, decreased position sense, subdural hematoma, apathy, hallucination, decrease or loss of libido, agitation, paranoia, depersonalization, euphoria, feeling high, doped-up sensation, psychosis.

**Rare:** choreoathetosis, orofacial dyskinesia, encephalopathy, nerve palsy, personality disorder, increased libido, subdued temperament, apraxia, fine motor control disorder, meningismus, local myoclonus, hyperesthesia, hypokinesia, mania, neurosis, hysteria, antisocial reaction.

### **Respiratory System:**

**Frequent:** pneumonia.

**Infrequent:** epistaxis, dyspnea, apnea.

**Rare:** mucositis, aspiration pneumonia, hyperventilation, hiccup, laryngitis, nasal obstruction, snoring, bronchospasm, hypoventilation, lung edema.

### **Dermatological:**

**Infrequent:** alopecia, eczema, dry skin, increased sweating, urticaria, hirsutism, seborrhea, cyst, herpes simplex.

**Rare:** herpes zoster, skin discolor, skin papules, photosensitive reaction, leg ulcer, scalp seborrhea, psoriasis, desquamation, maceration, skin nodules, subcutaneous nodule, melanosis, skin necrosis, local swelling.

### **Urogenital System:**

**Infrequent:** hematuria, dysuria, urination frequency, cystitis, urinary retention, urinary incontinence, vaginal hemorrhage, amenorrhea, dysmenorrhea, menorrhagia, breast cancer, unable to climax, ejaculation abnormal.

**Rare:** kidney pain, leukorrhea, pruritus genital, renal stone, acute renal failure, anuria, glycosuria, nephrosis, nocturia, pyuria, urination urgency, vaginal pain, breast pain, testicle pain.

### **Special Senses:**

**Frequent:** abnormal vision.

**Infrequent:** cataract, conjunctivitis, eyes dry, eye pain, visual field defect, photophobia, bilateral or unilateral ptosis, eye hemorrhage, hordeolum, hearing loss, earache, tinnitus, inner ear infection, otitis, taste loss, unusual taste, eye twitching, ear fullness.

**Rare:** eye itching, abnormal accommodation, perforated ear drum, sensitivity to noise, eye focusing problem, watery eyes, retinopathy, glaucoma, iritis, corneal disorders, lacrimal dysfunction, degenerative eye changes, blindness, retinal degeneration, miosis, chorioretinitis, strabismus, eustachian tube dysfunction, labyrinthitis, otitis externa, odd smell

### **Clinical Trials in Pediatric Patients with Epilepsy**

Adverse events occurring during epilepsy clinical trials in 449 pediatric patients 3 to 12 years of age treated with gabapentin that were not reported in adjunctive trials in adults are:

**Body as a Whole:** dehydration, infectious mononucleosis

**Digestive System:** hepatitis

**Hemic and Lymphatic System:** coagulation defect

**Nervous System:** aura disappeared, occipital neuralgia

**Psychobiologic Function:** sleepwalking

**Respiratory System:** pseudocroup, hoarseness

### **Clinical Trials in Adults with Neuropathic Pain of Various Etiologies**

Safety information was obtained in 1173 patients during double-blind and open-label clinical trials including neuropathic pain conditions for which efficacy has not been demonstrated. Adverse events reported by investigators were grouped into standardized categories using modified COSTART IV terminology. Listed below are all reported events except those already listed in **Table 3** and those not

reasonably associated with the use of the drug.

Events are further classified within body system categories and enumerated in order of decreasing frequency using the following definitions: *frequent* adverse events are defined as those occurring in at least 1/100 patients; *infrequent* adverse events are those occurring in 1/100 to 1/1000 patients; *rare* events are those occurring in fewer than 1/1000 patients.

**Body as a Whole:**

**Infrequent:** chest pain, cellulitis, malaise, neck pain, face edema, allergic reaction, abscess, chills, chills and fever, mucous membrane disorder

**Rare:** body odor, cyst, fever, hernia, abnormal BUN value, lump in neck, pelvic pain, sepsis, viral infection

**Cardiovascular System:**

**Infrequent:** hypertension, syncope, palpitation, migraine, hypotension, peripheral vascular disorder, cardiovascular disorder, cerebrovascular accident, congestive heart failure, myocardial infarction, vasodilatation

**Rare:** angina pectoris, heart failure, increased capillary fragility, phlebitis, thrombophlebitis, varicose vein

**Digestive System:**

**Infrequent:** gastroenteritis, increased appetite, gastrointestinal disorder, oral moniliasis, gastritis, tongue disorder, thirst, tooth disorder, abnormal stools, anorexia, liver function tests abnormal, periodontal abscess

**Rare:** cholecystitis, cholelithiasis, duodenal ulcer, fecal incontinence, gamma glutamyl transpeptidase increased, gingivitis, intestinal obstruction, intestinal ulcer, melena, mouth ulceration, rectal disorder, rectal hemorrhage, stomatitis

**Endocrine System:**

**Infrequent:** diabetes mellitus

**Hemic and Lymphatic System:**

**Infrequent:** ecchymosis, anemia

**Rare:** lymphadenopathy, lymphoma-like reaction, prothrombin decreased

**Metabolic and Nutritional:**

**Infrequent:** edema, gout, hypoglycemia, weight loss

**Rare:** alkaline phosphatase increased, diabetic ketoacidosis, lactic dehydrogenase increased

**Musculoskeletal:**

**Infrequent:** arthritis, arthralgia, myalgia, arthrosis, leg cramps, myasthenia

**Rare:** shin bone pain, joint disorder, tendon disorder

**Nervous System:**

**Frequent:** confusion, depression

**Infrequent:** vertigo, nervousness, paresthesia, insomnia, neuropathy, libido decreased, anxiety, depersonalization, reflexes decreased, speech disorder, abnormal dreams, dysarthria, emotional lability, nystagmus, stupor, circumoral paresthesia, euphoria, hyperesthesia, hypokinesia

**Rare:** agitation, hypertonia, libido increased, movement disorder, myoclonus, vestibular disorder

**Respiratory System:**

**Infrequent:** cough increased, bronchitis, rhinitis, sinusitis, pneumonia, asthma, lung disorder, epistaxis

**Rare:** hemoptysis, voice alteration

**Skin and Appendages:**

**Infrequent:** pruritus, skin ulcer, dry skin, herpes zoster, skin disorder, fungal dermatitis, furunculosis, herpes simplex, psoriasis, sweating, urticaria, vesiculobullous rash

**Rare:** acne, hair disorder, maculopapular rash, nail disorder, skin carcinoma, skin discoloration, skin hypertrophy

**Special Senses:**

**Infrequent:** abnormal vision, ear pain, eye disorder, taste perversion, deafness;

**Rare:** conjunctival hyperemia, diabetic retinopathy, eye pain, fundi with microhemorrhage, retinal vein thrombosis, taste loss.

**Urogenital System:**

**Infrequent:** urinary tract infection, dysuria, impotence, urinary incontinence, vaginal moniliasis, breast pain, menstrual disorder, polyuria, urinary retention

**Rare:** cystitis, ejaculation abnormal, swollen penis, gynecomastia, nocturia, pyelonephritis, swollen scrotum, urinary frequency, urinary urgency, urine abnormality

**Postmarketing and Other Experience**

In addition to the adverse experiences reported during clinical testing of gabapentin, the following adverse experiences have been reported in patients receiving marketed gabapentin. These adverse experiences have not been listed above and data are insufficient to support an estimate of their incidence or to establish causation. The listing is alphabetized: angioedema, blood glucose fluctuation, breast hypertrophy, erythema multiforme, elevated liver function tests, fever, hyponatremia, jaundice, movement disorder, Stevens-Johnson syndrome.

Adverse events following the abrupt discontinuation of gabapentin have also been reported. The most frequently reported events were anxiety, insomnia, nausea, pain and sweating.

**DRUG ABUSE AND DEPENDENCE**

The abuse and dependence potential of gabapentin has not been evaluated in human studies.

**OVERDOSAGE**

A lethal dose of gabapentin was not identified in mice and rats receiving single oral doses as high as 8000 mg/kg. Signs of acute toxicity in animals included ataxia, labored breathing, ptosis, sedation, hypoactivity, or excitation.

Acute oral overdoses of gabapentin up to 49 grams have been reported. In these cases, double vision, slurred speech, drowsiness, lethargy and diarrhea were observed. All patients recovered with supportive care.

Gabapentin can be removed by hemodialysis. Although hemodialysis has not been performed in the few overdose cases reported, it may be indicated by the patient's clinical state or in patients with significant renal impairment.

**DOSAGE AND ADMINISTRATION**

Gabapentin capsules USP are given orally with or without food.

If gabapentin dose is reduced, discontinued or substituted with an alternative medication, this should be done gradually over a minimum of 1 week (a longer time period may be needed at the discretion of the prescriber).

**Postherpetic Neuralgia**

In adults with postherpetic neuralgia, gabapentin therapy may be initiated as a single 300 mg dose on Day 1, 600 mg/day on Day 2 (divided BID), and 900 mg/day on Day 3 (divided TID). The dose can subsequently be titrated up as needed for pain relief to a daily dose of 1800 mg (divided TID). In

clinical studies, efficacy was demonstrated over a range of doses from 1800 mg/day to 3600 mg/day with comparable effects across the dose range. Additional benefit of using doses greater than 1800 mg/day was not demonstrated.

## **Epilepsy**

Gabapentin is recommended for add-on therapy in patients 3 years of age and older. Effectiveness in pediatric patients below the age of 3 years has not been established.

**Patients >12 Years of Age:** The effective dose of gabapentin is 900 to 1800 mg/day and given in divided doses (three times a day) using 300 or 400 mg capsules, or 600 or 800 mg tablets. The starting dose is 300 mg three times a day. If necessary, the dose may be increased using 300 or 400 mg capsules, or 600 or 800 mg tablets three times a day up to 1800 mg/day. Dosages up to 2400 mg/day have been well tolerated in long-term clinical studies. Doses of 3600 mg/day have also been administered to a small number of patients for a relatively short duration, and have been well tolerated. The maximum time between doses in the TID schedule should not exceed 12 hours.

**Pediatric Patients Age 3 to 12 Years:** The starting dose should range from 10 to 15 mg/kg/day in 3 divided doses, and the effective dose reached by upward titration over a period of approximately 3 days. The effective dose of gabapentin in patients 5 years of age and older is 25 to 35 mg/kg/day and given in divided doses (three times a day). The effective dose in pediatric patients ages 3 and 4 years is 40 mg/kg/day and given in divided doses (three times a day) (see **CLINICAL PHARMACOLOGY, Pediatrics**). Gabapentin may be administered as the oral solution, capsule, or tablet, or using combinations of these formulations. Dosages up to 50 mg/kg/day have been well tolerated in a long-term clinical study. The maximum time interval between doses should not exceed 12 hours.

It is not necessary to monitor gabapentin plasma concentrations to optimize gabapentin therapy. Further, because there are no significant pharmacokinetic interactions among gabapentin and other commonly used antiepileptic drugs, the addition of gabapentin does not alter the plasma levels of these drugs appreciably.

If gabapentin is discontinued and/or an alternate anticonvulsant medication is added to the therapy, this should be done gradually over a minimum of 1 week.

## **Dosage in Renal Impairment**

Creatinine clearance is difficult to measure in outpatients. In patients with stable renal function, creatinine clearance ( $C_{Cr}$ ) can be reasonably well estimated using the equation of Cockcroft and Gault:

$$\text{for females } C_{Cr} = (0.85)(140 - \text{age})(\text{weight}) / [(72)(S_{Cr})]$$

$$\text{for males } C_{Cr} = (140 - \text{age})(\text{weight}) / [(72)(S_{Cr})]$$

where age is in years, weight is in kilograms and  $S_{Cr}$  is serum creatinine in mg/dL.

Dosage adjustment in patients  $\geq 12$  years of age with compromised renal function or undergoing hemodialysis is recommended as follows (see dosing recommendations above for effective doses in each indication).

**TABLE 6. Gabapentin Dosage Based on Renal Function**

Renal Function Creatinine Clearance (mL/min)	Total Daily Dose Range (mg/day)	Dose Regimen (mg)				
		300 TID	400 TID	600 TID	800 TID	1200 TID
$\geq 60$	900-3600	300 TID	400 TID	600 TID	800 TID	1200 TID
>30-59	400-1400	200 BID	300 BID	400 BID	500 BID	700 BID
>15-29	200-700	200 QD	300 QD	400 QD	500 QD	700 QD
15 <sup>a</sup>	100-300	100 QD	125 QD	150 QD	200 QD	300 QD
		<b>Post-Hemodialysis Supplemental Dose (mg)<sup>b</sup></b>				



Hemodialysis	125 <sup>b</sup>	150 <sup>b</sup>	200 <sup>b</sup>	250 <sup>b</sup>	350 <sup>b</sup>
--------------	------------------	------------------	------------------	------------------	------------------

<sup>a</sup> For patients with creatinine clearance <15 mL/min, reduce daily dose in proportion to creatinine clearance (e.g., patients with a creatinine clearance of 7.5 mL/min should receive one-half the daily dose that patients with a creatinine clearance of 15 mL/min receive).

<sup>b</sup> Patients on hemodialysis should receive maintenance doses based on estimates of creatinine clearance as indicated in the upper portion of the table and a supplemental post-hemodialysis dose administered after each 4 hours of hemodialysis as indicated in the lower portion of the table.

The use of gabapentin in patients < 12 years of age with compromised renal function has not been studied.

### **Dosage in Elderly**

Because elderly patients are more likely to have decreased renal function, care should be taken in dose selection, and dose should be adjusted based on creatinine clearance values in these patients.

### **HOW SUPPLIED**

Gabapentin Capsules, USP are supplied as follows:

100 mg : Hard Gelatin Capsules size "3" with White Opaque Cap and White Opaque Body imprinted with 100 mg and IG321, filled with White to Off-white powder; supplied in bottles of 100's count (NDC 76282-321-01) and 500's count (NDC 76282-321-05).

300 mg : Hard Gelatin Capsules size "1" with Yellow Opaque Cap and Yellow Opaque Body imprinted with 300 mg and IG322, filled with White to Off-white powder; supplied in bottles of 100's count (NDC 76282-322-01) and 500's count (NDC 76282-322-05).

400 mg : Hard Gelatin Capsules size "0" with Orange Opaque Cap and Orange Opaque Body imprinted with 400 mg and IG323, filled with White to Off-white powder; supplied in bottles of 100's count (NDC 76282-323-01) and 500's count (NDC 76282-323-05).

Store at 20° to 25°C (68° to 77°F). [See USP controlled room temperature].

Manufactured by:  
InvaGen Pharmaceuticals, Inc.  
Hauppauge, NY, 11788

Manufactured for:  
Exelan Pharmaceuticals, Inc.  
Lawrenceville, GA 30046

Rev: 07/12

Barcode: 323-07-2012

### **MEDICATION GUIDE**

#### **Gabapentin Capsules, USP**

Read the Medication Guide before you start taking gabapentin and each time you get a refill. There may be new information. This information does not take the place of talking to your healthcare provider about your medical condition or treatment.

#### **What is the most important information I should know about gabapentin?**

**Do not stop taking gabapentin without first talking to your healthcare provider.**

Stopping gabapentin suddenly can cause serious problems.

**Gabapentin can cause serious side effects including:**

**1. Like other antiepileptic drugs, gabapentin may cause suicidal thoughts or actions in a very small number of people, about 1 in 500.**

**Call a healthcare provider right away if you have any of these symptoms, especially if they are new, worse, or worry you:**

- thoughts about suicide or dying
- attempts to commit suicide
- new or worse depression
- new or worse anxiety
- feeling agitated or restless
- panic attacks
- trouble sleeping (insomnia)
- new or worse irritability
- acting aggressive, being angry, or violent
- acting on dangerous impulses
- an extreme increase in activity and talking (mania)
- other unusual changes in behavior or mood

**How can I watch for early symptoms of suicidal thoughts and actions?**

- Pay attention to any changes, especially sudden changes, in mood, behaviors, thoughts, or feelings.
- Keep all follow-up visits with your healthcare provider as scheduled.

Call your healthcare provider between visits as needed, especially if you are worried about symptoms.

**Do not stop taking gabapentin without first talking to a healthcare provider.**

- Stopping gabapentin suddenly can cause serious problems. Stopping a seizure medicine suddenly in a patient who has epilepsy can cause seizures that will not stop (status epilepticus).

Suicidal thoughts or actions can be caused by things other than medicines. If you have suicidal thoughts or actions, your healthcare provider may check for other causes.

**2. Changes in behavior and thinking** - Using gabapentin in children 3 to 12 years of age can cause emotional changes, aggressive behavior, problems with concentration, restlessness, changes in school performance, and hyperactivity.

**What is gabapentin?**

Gabapentin is a prescription medicine used to treat:

- Pain from damaged nerves (postherpetic pain) that follows healing of shingles (a painful rash that comes after a herpes zoster infection) in adults.
- Partial seizures when taken together with other medicines in adults and children 3 years of age and older.

**Who should not take gabapentin?**

Do not take gabapentin if you are allergic to gabapentin or any of the other ingredients in gabapentin. See the end of this Medication Guide for a complete list of ingredients in gabapentin.

**What should I tell my healthcare provider before taking gabapentin?**

**Before taking gabapentin, tell your healthcare provider if you:**

- have or have had kidney problems or are on hemodialysis
- have or have had depression, mood problems, or suicidal thoughts or behavior
- are pregnant or plan to become pregnant. It is not known if gabapentin can harm your unborn baby. Tell your healthcare provider right away if you become pregnant while taking gabapentin. You and

your healthcare provider will decide if you should take gabapentin while you are pregnant.

- If you become pregnant while taking gabapentin, talk to your healthcare provider about registering with the North American Antiepileptic Drug (NAAED) Pregnancy Registry. The purpose of this registry is to collect information about the safety of antiepileptic drugs during pregnancy. You can enroll in this registry by calling 1-888-233-2334.
- are breastfeeding or plan to breastfeed. Gabapentin can pass into breast milk. You and your healthcare provider should decide how you will feed your baby while you take gabapentin.

**Tell your healthcare provider about all the medicines you take**, including prescription and non-prescription medicines, vitamins, and herbal supplements.

Taking gabapentin with certain other medicines can cause side effects or affect how well they work. Do not start or stop other medicines without talking to your healthcare provider.

Know the medicines you take. Keep a list of them and show it to your healthcare provider and pharmacist when you get a new medicine.

### **How should I take gabapentin?**

- Take gabapentin exactly as prescribed. Your healthcare provider will tell you how much gabapentin to take.
  - Do not change your dose of gabapentin without talking to your healthcare provider.
- Gabapentin can be taken with or without food. If you take an antacid containing aluminum and magnesium, such as Maalox<sup>®</sup>, Mylanta<sup>®</sup>, Gelusil<sup>®</sup>, Gaviscon<sup>®</sup>, or Di-Gel<sup>®</sup>, you should wait at least 2 hours before taking your next dose of gabapentin.
- If you take too much gabapentin, call your healthcare provider or your local Poison Control Center right away.

### **What should I avoid while taking gabapentin?**

- Do not drink alcohol or take other medicines that make you sleepy or dizzy while taking gabapentin without first talking with your healthcare provider. Taking gabapentin with alcohol or drugs that cause sleepiness or dizziness may make your sleepiness or dizziness worse.
- Do not drive, operate heavy machinery, or do other dangerous activities until you know how gabapentin affects you. Gabapentin can slow your thinking and motor skills.

### **What are the possible side effects of gabapentin?**

- See “What is the most important information I should know about gabapentin?”
- **The most common side effects of gabapentin include:**
  - dizziness
  - lack of coordination
  - viral infection
  - feeling drowsy
  - feeling tired
  - fever
  - jerky movements
  - difficulty with speaking
  - temporary loss of memory (amnesia)
  - tremor
  - difficulty with coordination
  - double vision
  - unusual eye movement

Tell your healthcare provider if you have any side effect that bothers you or that does not go away.

These are not all the possible side effects of gabapentin.

For more information, ask your healthcare provider or pharmacist.

**Call your doctor for medical advice about side effects. You may report side effects to FDA at 1-800-FDA-1088.**

**How should I store gabapentin?**

- Store gabapentin capsules at 20° to 25°C (68° to 77°F). [See USP controlled room temperature].

**Keep gabapentin and all medicines out of the reach of children.**

**General information about the safe and effective use of gabapentin**

Medicines are sometimes prescribed for purposes other than those listed in a Medication Guide. Do not use gabapentin for a condition for which it was not prescribed. Do not give gabapentin to other people, even if they have the same symptoms that you have. It may harm them.

This Medication Guide summarizes the most important information about gabapentin. If you would like more information, talk with your healthcare provider. You can ask your healthcare provider or pharmacist for information about gabapentin that was written for healthcare professionals.

For more information about gabapentin capsules, or to report side effects regarding gabapentin capsules, please call Exelan Pharmaceuticals at 1-855-295-7455.

**What are the ingredients in gabapentin capsules?**

**Active ingredient:** Gabapentin USP

**Inactive ingredients:** The inactive ingredients are mannitol, pre-gelatinized starch and talc. The 100 mg capsule shell contains titanium dioxide. The 300 mg capsule contains FD&C Red 40, D&C Yellow 10 and titanium dioxide. The 400 mg capsule shell contains FD&C Red 40, D&C Yellow 10 and titanium dioxide.

Manufactured by:  
InvaGen Pharmaceuticals, Inc.  
Hauppauge, NY, 11788

Manufactured for:  
Exelan Pharmaceuticals, Inc.  
Lawrenceville, GA 30046

Rev: 07/12

**PACKAGE LABEL.PRINCIPAL DISPLAY PANEL100mg**

**NDC 76282-321-01**

**Gabapentin**

**Capsules, USP**

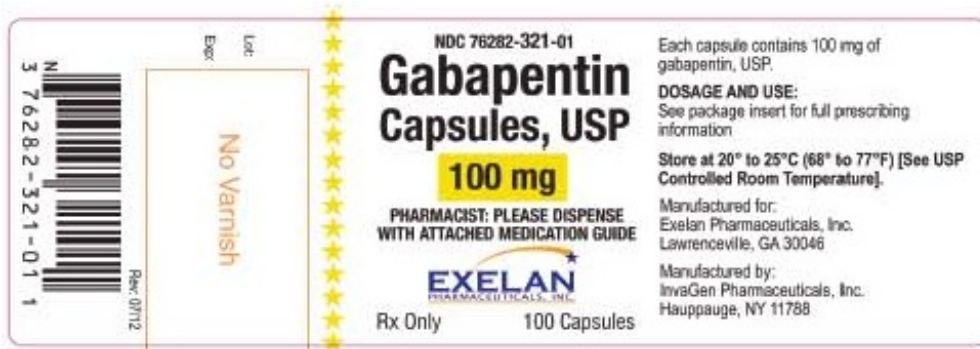
**100mg**

**PHARMACIST: PLEASE DISPENSE WITH ATTACHED MEDICATION GUIDE**

**EXELAN PHARMACEUTICALS, INC.**

Rx Only

100 Capsules



**PACKAGE LABEL.PRINCIPAL DISPLAY PANEL300mg**

**NDC 76282-322-01**

**Gabapentin**

**Capsules, USP**

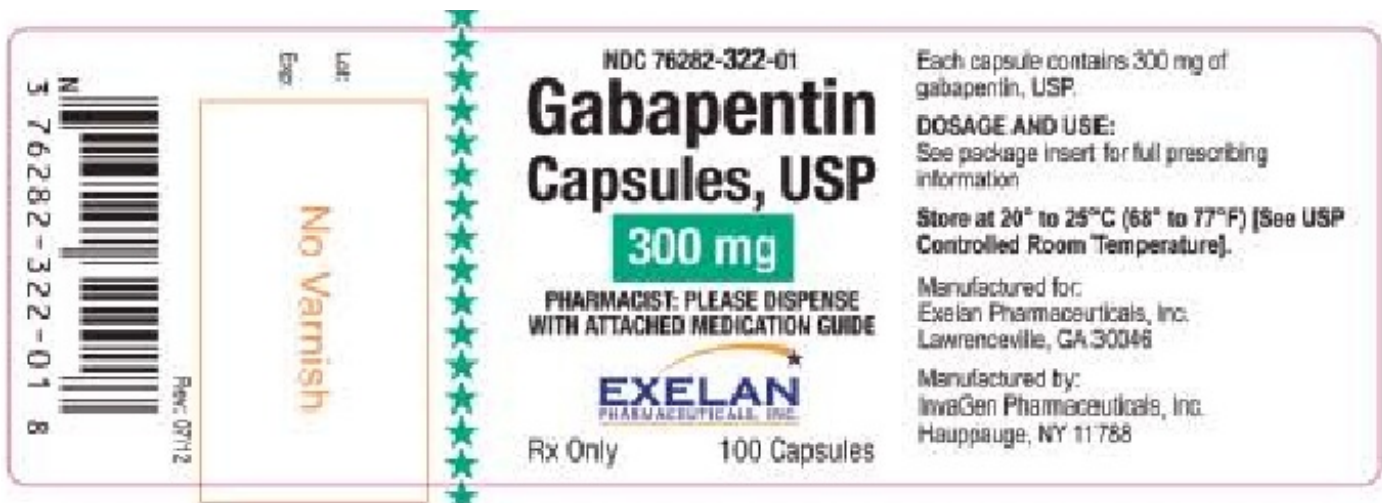
**300mg**

**PHARMACIST: PLEASE DISPENSE WITH ATTACHED MEDICATION GUIDE**

**EXELAN PHARMACEUTICALS, INC.**

Rx Only

100 Capsules



**PACKAGE LABEL.PRINCIPAL DISPLAY PANEL400mg**

**NDC 76282-323-01**

**Gabapentin**

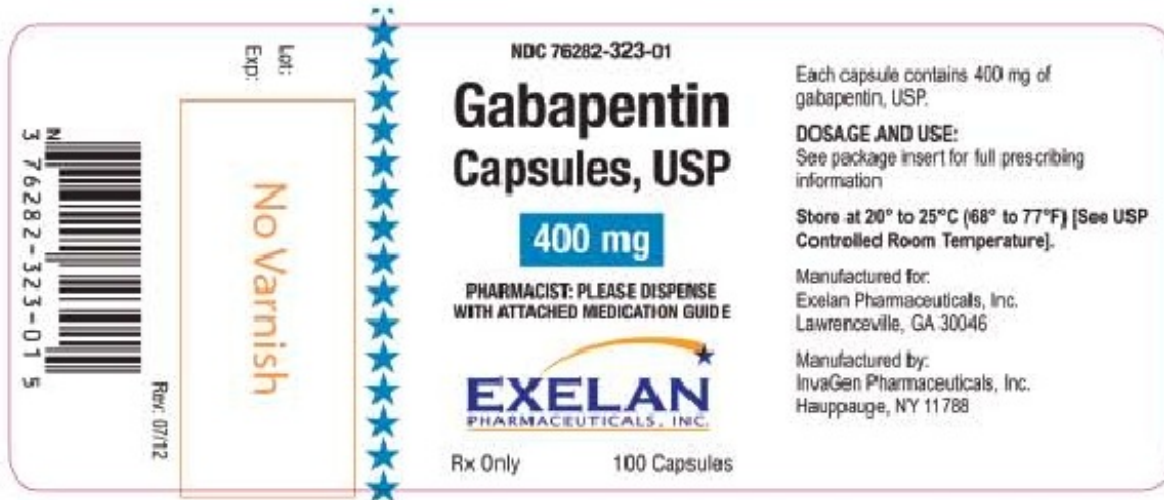
**Capsules, USP**

**400mg**

**PHARMACIST: PLEASE DISPENSE WITH ATTACHED MEDICATION GUIDE**

**EXELAN PHARMACEUTICALS, INC.**

Rx Only  
100 Capsules



## GABAPENTIN

gabapentin capsule

### Product Information

<b>Product Type</b>	HUMAN PRESCRIPTION DRUG	<b>Item Code (Source)</b>	NDC:76282-321
<b>Route of Administration</b>	ORAL		

### Active Ingredient/Active Moiety

Ingredient Name	Basis of Strength	Strength
GABAPENTIN (UNII: 6CW7F3G59X) (GABAPENTIN - UNII:6CW7F3G59X)	GABAPENTIN	100 mg

### Inactive Ingredients

Ingredient Name	Strength
MANNITOL (UNII: 3OWL53L36A)	
STARCH, CORN (UNII: O8232NY3SJ)	
TALC (UNII: 7SEV7J4R1U)	
TITANIUM DIOXIDE (UNII: 15FIX9V2JP)	

### Product Characteristics

<b>Color</b>	WHITE (White Opaque Cap and White Opaque Body)	<b>Score</b>	no score
<b>Shape</b>	CAPSULE	<b>Size</b>	16 mm
<b>Flavor</b>		<b>Imprint Code</b>	IG321;100mg
<b>Contains</b>			

## Packaging

#	Item Code	Package Description	Marketing Start Date	Marketing End Date
1	NDC:76282-321-01	100 in 1 BOTTLE		
2	NDC:76282-321-05	500 in 1 BOTTLE		

## Marketing Information

Marketing Category	Application Number or Monograph Citation	Marketing Start Date	Marketing End Date
ANDA	ANDA090705	04/26/2010	

## GABAPENTIN

gabapentin capsule

### Product Information

Product Type	HUMAN PRESCRIPTION DRUG	Item Code (Source)	NDC:76282-322
Route of Administration	ORAL		

### Active Ingredient/Active Moiety

Ingredient Name	Basis of Strength	Strength
GABAPENTIN (UNII: 6CW7F3G59X) (GABAPENTIN - UNII:6CW7F3G59X)	GABAPENTIN	300 mg

### Inactive Ingredients

Ingredient Name	Strength
MANNITOL (UNII: 3OWL53L36A)	
STARCH, CORN (UNII: O8232NY3SJ)	
TALC (UNII: 7SEV7J4R1U)	
FD&C RED NO. 40 (UNII: WZB9127XOA)	
D&C YELLOW NO. 10 (UNII: 35SW5USQ3G)	
TITANIUM DIOXIDE (UNII: 15FIX9V2JP)	

### Product Characteristics

Color	YELLOW (Yellow Opaque Cap and Yellow Opaque Body)	Score	no score
Shape	CAPSULE	Size	21mm
Flavor		Imprint Code	IG322;300 mg
Contains			

## Packaging

#	Item Code	Package Description	Marketing Start Date	Marketing End Date
1	NDC:76282-322-01	100 in 1 BOTTLE		
2	NDC:76282-322-05	500 in 1 BOTTLE		

## Marketing Information

Marketing Category	Application Number or Monograph Citation	Marketing Start Date	Marketing End Date
ANDA	ANDA090705	04/26/2010	

## GABAPENTIN

gabapentin capsule

### Product Information

Product Type	HUMAN PRESCRIPTION DRUG	Item Code (Source)	NDC:76282-323
Route of Administration	ORAL		

### Active Ingredient/Active Moiety

Ingredient Name	Basis of Strength	Strength
GABAPENTIN (UNII: 6CW7F3G59X) (GABAPENTIN - UNII:6CW7F3G59X)	GABAPENTIN	400 mg

### Inactive Ingredients

Ingredient Name	Strength
MANNITOL (UNII: 3OWL53L36A)	
STARCH, CORN (UNII: O8232NY3SJ)	
TALC (UNII: 7SEV7J4R1U)	
FD&C RED NO. 40 (UNII: WZB9127XOA)	
D&C YELLOW NO. 10 (UNII: 35SW5USQ3G)	
TITANIUM DIOXIDE (UNII: 15FIX9V2JP)	

### Product Characteristics

Color	ORANGE (Orange Opaque Cap and Orange Opaque Body)	Score	no score
Shape	CAPSULE	Size	23mm
Flavor		Imprint Code	IG323;400mg
Contains			

### Packaging

#	Item Code	Package Description	Marketing Start Date	Marketing End Date
1	NDC:76282-323-01	100 in 1 BOTTLE		
2	NDC:76282-323-05	500 in 1 BOTTLE		

## Marketing Information

Marketing Category	Application Number or Monograph Citation	Marketing Start Date	Marketing End Date
ANDA	ANDA090705	04/26/2010	



**Labeler** - Exelan Pharmaceuticals, Inc. (967795266)

**Registrant** - InvaGen Pharmaceuticals, Inc. (165104469)

**Establishment**

Name	Address	ID/FEI	Business Operations
InvaGen Pharmaceuticals, Inc.		165104469	MANUFACTURE(76282-321, 76282-322, 76282-323) , ANALYSIS(76282-322, 76282-323)

Revised: 1/2013

Exelan Pharmaceuticals, Inc.