

HYDROMORPHONE HYDROCHLORIDE- hydromorphone hydrochloride injection, solution

Hospira, Inc.

HIGHLIGHTS OF PRESCRIBING INFORMATION

These highlights do not include all the information needed to use **HYDROMORPHONE HYDROCHLORIDE INJECTION** safely and effectively. See full prescribing information for **HYDROMORPHONE HYDROCHLORIDE INJECTION**.

HYDROMORPHONE HYDROCHLORIDE injection, for intravenous, intramuscular, or subcutaneous use, CII

Initial U.S. Approval: 1984

WARNING: SERIOUS AND LIFE-THREATENING RISKS FROM USE OF HYDROMORPHONE HYDROCHLORIDE INJECTION

See full prescribing information for complete boxed warning.

- Hydromorphone Hydrochloride Injection exposes users to risks of addiction, abuse, and misuse, which can lead to overdose and death. Assess patient's risk before prescribing and reassess regularly for these behaviors and conditions. (5.1).
- Serious, life-threatening, or fatal respiratory depression may occur with use of Hydromorphone Hydrochloride Injection, especially during initiation or following a dosage increase. To reduce the risk of respiratory depression, proper dosing and titration of Hydromorphone Hydrochloride Injection are essential. (5.2).
- Concomitant use of opioids with benzodiazepines or other central nervous system (CNS) depressants, including alcohol, may result in profound sedation, respiratory depression, coma, and death. Reserve concomitant prescribing for use in patients for whom alternative treatment options are inadequate. (Error! Hyperlink reference not valid., 7).
- If opioid use is required for extended period of time in a pregnant woman, advise the patient of the risk of Neonatal Opioid Withdrawal Syndrome, which may be life-threatening if not recognized and treated. Ensure that management by neonatology experts will be available at delivery. (5.4).

RECENT MAJOR CHANGES

Boxed Warning	12/2023
Indications and Usage (1)	12/2023
Dosage and Administration (2.1, 2.2, 2.5)	12/2023
Warnings and Precautions (5.5)	12/2023

INDICATIONS AND USAGE

Hydromorphone Hydrochloride Injection is an opioid agonist indicated for the management of pain severe enough to require an opioid analgesic and for which alternative treatments are inadequate. (1)

Limitations of Use (1)

Because of the risks of addiction, abuse, and misuse with opioids, which can occur at any dosage or duration (5.1), reserve Hydromorphone Hydrochloride Injection for use in patients for whom alternative treatment options (e.g., non-opioid analgesics or opioid combination products):

- Have not been tolerated or are not expected to be tolerated,
- Have not provided adequate analgesia or are not expected to provide adequate analgesia.

Hydromorphone Hydrochloride Injection should not be used for an extended period of time unless the pain remains severe enough to require an opioid analgesic and for which alternative treatment options continue to be inadequate.

DOSAGE AND ADMINISTRATION

- Hydromorphone Hydrochloride Injection should be prescribed only by healthcare professionals who are knowledgeable about the use of opioids and how to mitigate the associated risks. (2.1)
- Use the lowest effective dosage for the shortest duration consistent with individual patient treatment goals. Reserve titration to higher doses of Hydromorphone Hydrochloride Injection for patients in whom lower doses are insufficiently effective and in whom the expected benefits of using a higher dose opioid clearly outweigh the substantial risks. (2.1, 5)
- Many acute pain conditions (e.g., the pain that occurs with a number of surgical procedures or acute musculoskeletal injuries) require no more than a few days of an opioid analgesic. Clinical guidelines on opioid prescribing for some acute pain conditions are available. (2.1)
- Initiate the dosing regimen for each patient individually, taking into account the patient's underlying cause and severity of pain, prior analgesic treatment and response, and risk factors for addiction, abuse, and misuse. (2.1, 5.1)
- Respiratory depression can occur at any time during opioid therapy, especially when initiating and following dosage increases with Hydromorphone Hydrochloride Injection. Consider this risk when selecting an initial dose and when making dose adjustments. (2.1, 5.2)
- Intramuscular and Subcutaneous Use: The usual starting dose is 1 mg to 2 mg every 2 to 3 hours as necessary. (2.2)
- Intravenous Use: The usual starting dose is 0.2 mg to 1 mg every 2 to 3 hours. The injection should be given slowly, over at least 2 to 3 minutes. (2.2)
- Hepatic Impairment: Initiate treatment with one-fourth to one-half the usual starting dose, depending on degree of hepatic impairment. (2.3)
- Renal Impairment: Initiate treatment with one-fourth to one-half the usual starting dose, depending on degree of renal impairment. (2.4)
- Do not abruptly discontinue Hydromorphone Hydrochloride Injection in a physically-dependent patient. (2.6)

DOSAGE FORMS AND STRENGTHS

Injection: 0.25 mg/0.5 mL, 0.5 mg/0.5 mL, 1 mg/mL, 2 mg/mL, and 4 mg/mL is available in Nexject™ Single-dose Prefilled Syringe with Luer Lock for parenteral administration. (3)

CONTRAINDICATIONS

- Significant respiratory depression. (4)
- Acute or severe bronchial asthma in an unmonitored setting or in absence of resuscitative equipment. (4)
- Known or suspected gastrointestinal obstruction, including paralytic ileus. (4)
- Known hypersensitivity to hydromorphone. (4)

WARNINGS AND PRECAUTIONS

- Opioid-Induced Hyperalgesia and Allodynia: Opioid-Induced Hyperalgesia (OIH) occurs when an opioid analgesic paradoxically causes an increase in pain, or an increase in sensitivity to pain. If OIH is suspected, carefully consider appropriately decreasing the dose of the current opioid analgesic, or opioid rotation. (5.5)
- Life-Threatening Respiratory Depression in Patients with Chronic Pulmonary Disease or in Elderly, Cachectic, or Debilitated Patients: Monitor closely, particularly during initiation and titration. (5.6)
- Adrenal Insufficiency: If diagnosed, treat with physiologic replacement of corticosteroids, and wean patient off of the opioid. (5.7)
- Severe Hypotension: Monitor during dosage initiation and titration. Avoid use of Hydromorphone Hydrochloride Injection in patients with circulatory shock. (5.8)
- Risks of Use in Patients with Increased Intracranial Pressure, Brain Tumors, Head Injury, or Impaired Consciousness: Monitor for sedation and respiratory depression. Avoid use of Hydromorphone Hydrochloride Injection in patients with impaired consciousness or coma. (5.9)

ADVERSE REACTIONS

Most common adverse reactions are light-headedness, dizziness, sedation, nausea, vomiting, sweating, flushing, dysphoria, euphoria, dry mouth, and pruritus.

Serious adverse reactions include respiratory depression and apnea, circulatory depression, respiratory arrest, shock and cardiac arrest. (6)

To report SUSPECTED ADVERSE REACTIONS, contact Hospira, Inc. at 1-800-441-4100 or FDA at 1-800-FDA-1088 or www.fda.gov/medwatch.

DRUG INTERACTIONS

- Serotonergic Drugs: Concomitant use may result in serotonin syndrome. Discontinue Hydromorphone Hydrochloride Injection if serotonin syndrome is suspected. (7)
- Monoamine Oxidase Inhibitors (MAOIs): Can potentiate the effects of hydromorphone. Avoid concomitant use in patients receiving MAOIs or within 14 days of stopping treatment with an MAOI. (7)
- Mixed Agonist/Antagonist and Partial Agonist Opioid Analgesics: Avoid use with Hydromorphone Hydrochloride Injection because they may reduce analgesic effect of Hydromorphone Hydrochloride Injection or precipitate withdrawal symptoms. (7)

----- **USE IN SPECIFIC POPULATIONS** -----

- Pregnancy: May cause fetal harm. (8.1)
- Geriatric Patients: Use caution during dose selection, starting at the low end of the dosing range while carefully monitoring for side effects. (8.5)

See 17 for PATIENT COUNSELING INFORMATION.

Revised: 12/2023

FULL PRESCRIBING INFORMATION: CONTENTS*

WARNING: SERIOUS AND LIFE-THREATENING RISKS FROM USE OF HYDROMORPHONE HYDROCHLORIDE INJECTION

1 INDICATIONS AND USAGE

2 DOSAGE AND ADMINISTRATION

- 2.1 Important Dosage and Administration Instructions
- 2.2 Initial Dosage
- 2.3 Dosage Modifications in Patients with Hepatic Impairment
- 2.4 Dosage Modifications in Patients with Renal Impairment
- 2.5 Titration and Maintenance of Therapy
- 2.6 Discontinuation of Hydromorphone Hydrochloride Injection

3 DOSAGE FORMS AND STRENGTHS

4 CONTRAINDICATIONS

5 WARNINGS AND PRECAUTIONS

- 5.1 Addiction, Abuse, and Misuse
- 5.2 Life-Threatening Respiratory Depression
- 5.3 Risks from Concomitant Use with Benzodiazepines or Other CNS Depressants
- 5.4 Neonatal Opioid Withdrawal Syndrome
- 5.5 Opioid-Induced Hyperalgesia and Allodynia
- 5.6 Life-Threatening Respiratory Depression in Patients with Chronic Pulmonary Disease or in Elderly, Cachectic, or Debilitated Patients
- 5.7 Adrenal Insufficiency
- 5.8 Severe Hypotension
- 5.9 Risks of Use in Patients with Increased Intracranial Pressure, Brain Tumors, Head Injury, or Impaired Consciousness
- 5.10 Risks of Use in Patients with Gastrointestinal Conditions
- 5.11 Increased Risk of Seizures in Patients with Seizure Disorders
- 5.12 Withdrawal
- 5.13 Risks of Driving and Operating Machinery
- 5.14 Increased Risk of Hypotension and Respiratory Depression with Rapid Intravenous Administration

6 ADVERSE REACTIONS

7 DRUG INTERACTIONS

8 USE IN SPECIFIC POPULATIONS

- 8.1 Pregnancy
- 8.2 Lactation
- 8.3 Females and Males of Reproductive Potential
- 8.4 Pediatric Use
- 8.5 Geriatric Use
- 8.6 Hepatic Impairment
- 8.7 Renal Impairment

9 DRUG ABUSE AND DEPENDENCE

- 9.1 Controlled Substance
- 9.2 Abuse
- 9.3 Dependence

10 OVERDOSAGE

11 DESCRIPTION

12 CLINICAL PHARMACOLOGY

- 12.1 Mechanism of Action
- 12.2 Pharmacodynamics
- 12.3 Pharmacokinetics

13 NONCLINICAL TOXICOLOGY

- 13.1 Carcinogenesis, Mutagenesis, Impairment of Fertility

16 HOW SUPPLIED/STORAGE AND HANDLING

17 PATIENT COUNSELING INFORMATION

* Sections or subsections omitted from the full prescribing information are not listed.

FULL PRESCRIBING INFORMATION

WARNING: SERIOUS AND LIFE-THREATENING RISKS FROM USE OF HYDROMORPHONE HYDROCHLORIDE INJECTION

Addiction, Abuse, and Misuse

Because use of Hydromorphone Hydrochloride Injection exposes patients and other users to the risks of opioid addiction, abuse, and misuse, which can lead to overdose and death, assess each patient's risk prior to prescribing and reassess all patients regularly for the development of these behaviors and conditions [see *Warnings and Precautions (5.1)*].

Life-Threatening Respiratory Depression

Serious, life-threatening, or fatal respiratory depression may occur with use of Hydromorphone Hydrochloride Injection, especially during initiation or following a dosage increase. To reduce the risk of respiratory depression, proper dosing and titration of Hydromorphone Hydrochloride Injection are essential [see *Warnings and Precautions (5.2)*].

Risks From Concomitant Use With Benzodiazepines Or Other CNS Depressants

Concomitant use of opioids with benzodiazepines or other central nervous system (CNS) depressants, including alcohol, may result in profound sedation, respiratory depression, coma, and death. Reserve concomitant prescribing of Hydromorphone Hydrochloride Injection and benzodiazepines or other CNS depressants for use in patients for whom alternative treatment options are inadequate [see *Error! Hyperlink reference not valid., Drug Interactions (7)*].

Neonatal Opioid Withdrawal Syndrome (NOWS)

If opioid use is required for an extended period of time in a pregnant woman, advise the patient of the risk of Neonatal Opioid Withdrawal Syndrome, which may be life-threatening if not recognized and treated. Ensure that management by neonatology experts will be available at delivery [see *Warnings and Precautions (5.4)*].

1 INDICATIONS AND USAGE

Hydromorphone Hydrochloride Injection is indicated for the management of pain severe enough to require an opioid analgesic and for which alternative treatments are inadequate.

Limitations of Use

Because of the risks of addiction, abuse, and misuse with opioids, which can occur at any dosage or duration [see *Warnings and Precautions (5.1)*], reserve Hydromorphone Hydrochloride Injection for use in patients for whom alternative treatment options (e.g., non-opioid analgesics or opioid combination products):

- Have not been tolerated, or are not expected to be tolerated,

- Have not provided adequate analgesia, or are not expected to provide adequate analgesia.

Hydromorphone Hydrochloride Injection should not be used for an extended period of time unless the pain remains severe enough to require an opioid analgesic and for which alternative treatment options continue to be inadequate.

2 DOSAGE AND ADMINISTRATION

2.1 Important Dosage and Administration Instructions

- Hydromorphone Hydrochloride Injection should be prescribed only by healthcare professionals who are knowledgeable about the use of opioids and how to mitigate the associated risks.
- Use the lowest effective dosage for the shortest duration of time consistent with individual patient treatment goals [see *Warnings and Precautions (5)*]. Because the risk of overdose increases as opioid doses increase, reserve titration to higher doses of Hydromorphone Hydrochloride Injection for patients in whom lower doses are insufficiently effective and in whom the expected benefits of using a higher dose opioid clearly outweigh the substantial risks.
- Many acute pain conditions (e.g., the pain that occurs with a number of surgical procedures or acute musculoskeletal injuries) require no more than a few days of an opioid analgesic. Clinical guidelines on opioid prescribing for some acute pain conditions are available.
- There is variability in the opioid analgesic dose and duration needed to adequately manage pain due both to the cause of pain and to individual patient factors. Initiate the dosing regimen for each patient individually, taking into account the patient's underlying cause and severity of pain, prior analgesic treatment and response, and risk factors for addiction, abuse, and misuse [see *Warnings and Precautions (5.1)*].
- Respiratory depression can occur at any time during opioid therapy, especially when initiating and following dosage increases with Hydromorphone Hydrochloride Injection. Consider this risk when selecting an initial dose and when making dose adjustments [see *Warnings and Precautions (5)*].
- Inspect Hydromorphone Hydrochloride Injection for particulate matter and discoloration prior to administration. A slight yellowish discoloration may develop in Hydromorphone Hydrochloride Injection. No loss of potency has been demonstrated. Hydromorphone Hydrochloride Injection is physically compatible and chemically stable for at least 24 hours at 25°C protected from light in most common large volume parenteral solutions.
- Discard any unused portion in an appropriate manner.

2.2 Initial Dosage

Use of Hydromorphone Hydrochloride Injection as the First Opioid Analgesic

Subcutaneous or Intramuscular Administration

Initiate treatment in a dosing range of 1 mg to 2 mg every 2 to 3 hours as necessary for pain, and at the lowest dose necessary to achieve adequate analgesia. Depending on the clinical situation, the initial starting dose may be lowered in patients who are opioid naïve. Titrate the dose based upon the individual patient's response to their initial dose of

Hydromorphone Hydrochloride Injection.

Intravenous Administration

Initiate treatment in a dosing range of 0.2 mg to 1 mg every 2 to 3 hours as necessary for pain control, and at the lowest dose necessary to achieve adequate analgesia. Intravenous administration should be given slowly, over at least 2 to 3 minutes, depending on the dose. Titrate the dose to achieve acceptable pain management and tolerable adverse events. The initial dose should be reduced in the elderly or debilitated and may be lowered to 0.2 mg.

Conversion from Other Opioids to Hydromorphone Hydrochloride Injection

There is inter-patient variability in the potency of opioid drugs and opioid formulations. Therefore, a conservative approach is advised when determining the total daily dosage of Hydromorphone Hydrochloride Injection. It is safer to underestimate a patient's 24-hour Hydromorphone Hydrochloride Injection dosage than to overestimate the 24-hour Hydromorphone Hydrochloride Injection dosage and manage an adverse reaction due to overdose. If the decision is made to convert to Hydromorphone Hydrochloride Injection from another opioid analgesic using publicly available data, convert the current total daily amount(s) of opioid(s) received to an equivalent total daily dose of Hydromorphone Hydrochloride Injection and reduce by one-half due to the possibility of incomplete cross tolerance. Divide the new total amount by the number of doses permitted based on dosing interval (e.g., 8 doses for every-three-hour dosing). Titrate the dose according to the patient's response.

2.3 Dosage Modifications in Patients with Hepatic Impairment

Start patients with hepatic impairment on one-fourth to one-half the usual dose of Hydromorphone Hydrochloride Injection depending on the extent of impairment [see *Clinical Pharmacology (12.3)*].

2.4 Dosage Modifications in Patients with Renal Impairment

Start patients with renal impairment on one-fourth to one-half the usual starting dose of Hydromorphone Hydrochloride Injection depending on the degree of impairment [see *Clinical Pharmacology (12.3)*].

2.5 Titration and Maintenance of Therapy

Titrate the dose based upon the individual patient's response to their initial dose of Hydromorphone Hydrochloride Injection. Individually titrate Hydromorphone Hydrochloride Injection to a dose that provides adequate analgesia and minimizes adverse reactions. Continually reevaluate patients receiving Hydromorphone Hydrochloride Injection to assess the maintenance of pain control, signs and symptoms of opioid withdrawal, and other adverse reactions, as well as to reassess for the development of addiction, abuse, or misuse [see *Warnings and Precautions (5.1, 5.12)*]. Frequent communication is important among the prescriber, other members of the healthcare team, the patient, and the caregiver/family during periods of changing analgesic requirements, including initial titration.

If the level of pain increases after dosage stabilization, attempt to identify the source of increased pain before increasing the Hydromorphone Hydrochloride Injection dosage. If after increasing the dosage, unacceptable opioid-related adverse reactions are observed

(including an increase in pain after a dosage increase), consider reducing the dosage [see *Warnings and Precautions* (5)]. Adjust the dosage to obtain an appropriate balance between management of pain and opioid-related adverse reactions.

2.6 Discontinuation of Hydromorphone Hydrochloride Injection

When a patient who has been taking Hydromorphone Hydrochloride Injection regularly and may be physically dependent no longer requires therapy with Hydromorphone Hydrochloride Injection, taper the dose gradually, by 25% to 50% every 2 to 4 days, while monitoring carefully for signs and symptoms of withdrawal. If the patient develops these signs or symptoms, raise the dose to the previous level and taper more slowly, either by increasing the interval between decreases, decreasing the amount of change in dose, or both. Do not abruptly discontinue Hydromorphone Hydrochloride Injection in a physically-dependent patient [see *Warnings and Precautions* (5.12), *Drug Abuse and Dependence* (9.3)].

3 DOSAGE FORMS AND STRENGTHS

Hydromorphone Hydrochloride Injection, USP is available as:

- Single-dose NexJect™ 0.25 mg/0.5 mL, 0.5 mg/0.5 mL, 1 mg/mL, 2 mg/mL, and 4 mg/mL Syringes

The drug product is a clear, colorless to nearly colorless aqueous sterile solution. Each 1 mL of sterile solution contains 0.5 mg, 1 mg, 2 mg, or 4 mg of hydromorphone hydrochloride.

4 CONTRAINDICATIONS

Hydromorphone Hydrochloride Injection is contraindicated in patients with:

- Significant respiratory depression [see *Warnings and Precautions* (5.2)]
- Acute or severe bronchial asthma in an unmonitored setting or in the absence of resuscitative equipment [see *Warnings and Precautions* (5.6)]
- Known or suspected gastrointestinal obstruction, including paralytic ileus [see *Warnings and Precautions* (5.10)]
- Hypersensitivity to hydromorphone (e.g., anaphylaxis) [see *Adverse Reactions* (6)]

5 WARNINGS AND PRECAUTIONS

5.1 Addiction, Abuse, and Misuse

Hydromorphone Hydrochloride Injection contains hydromorphone, a Schedule II controlled substance. As an opioid, Hydromorphone Hydrochloride Injection exposes users to the risks of addiction, abuse, and misuse [see *Drug Abuse and Dependence* (9)].

Although the risk of addiction in any individual is unknown, it can occur in patients appropriately prescribed Hydromorphone Hydrochloride Injection. Addiction can occur at recommended dosages and if the drug is misused or abused.

Assess each patient's risk for opioid addiction, abuse, or misuse prior to prescribing Hydromorphone Hydrochloride Injection, and monitor all patients receiving Hydromorphone Hydrochloride Injection for the development of these behaviors and conditions. Risks are increased in patients with a personal or family history of substance abuse (including drug or alcohol abuse or addiction) or mental illness (e.g., major depression). The potential for these risks should not, however, prevent the proper management of pain in any given patient. Patients at increased risk may be prescribed opioids such as Hydromorphone Hydrochloride Injection, but use in such patients necessitates intensive counseling about the risks and proper use of Hydromorphone Hydrochloride Injection along with intensive monitoring for signs of addiction, abuse, and misuse.

Opioids are sought for nonmedical use and are subject to diversion from legitimate prescribed use. Consider these risks when prescribing or dispensing Hydromorphone Hydrochloride Injection. Strategies to reduce these risks include prescribing the drug in the smallest appropriate quantity. Contact local state professional licensing board or state-controlled substances authority for information on how to prevent and detect abuse or diversion of this product.

5.2 Life-Threatening Respiratory Depression

Serious, life-threatening, or fatal respiratory depression has been reported with the use of opioids, even when used as recommended. Respiratory depression, if not immediately recognized and treated, may lead to respiratory arrest and death. Management of respiratory depression may include close observation, supportive measures, and use of opioid antagonists, depending on the patient's clinical status [see *Overdosage (10)*]. Carbon dioxide (CO₂) retention from opioid-induced respiratory depression can exacerbate the sedating effects of opioids.

While serious, life-threatening, or fatal respiratory depression can occur at any time during the use of Hydromorphone Hydrochloride Injection, the risk is greatest during the initiation of therapy or following a dosage increase.

To reduce the risk of respiratory depression, proper dosing and titration of Hydromorphone Hydrochloride Injection are essential [see *Dosage and Administration (2.1)*]. Overestimating the Hydromorphone Hydrochloride Injection dosage when converting patients from another opioid product can result in a fatal overdose with the first dose.

Opioids can cause sleep-related breathing disorders including central sleep apnea (CSA) and sleep-related hypoxemia. Opioid use increases the risk of CSA in a dose-dependent fashion. In patients who present with CSA, consider decreasing the opioid dosage using best practices for opioid taper [see *Dosage and Administration (2.1)*].

5.3 Risks from Concomitant Use with Benzodiazepines or Other CNS Depressants

Profound sedation, respiratory depression, coma, and death may result from the concomitant use of Hydromorphone Hydrochloride Injection with benzodiazepines

and/or other CNS depressants, including alcohol (e.g., non benzodiazepine sedatives/hypnotics, anxiolytics, tranquilizers, muscle relaxants, general anesthetics, antipsychotics, other opioids). Because of these risks, reserve concomitant prescribing of these drugs for use in patients for whom alternative treatment options are inadequate.

Observational studies have demonstrated that concomitant use of opioid analgesics and benzodiazepines increases the risk of drug-related mortality compared to use of opioid analgesics alone. Because of similar pharmacological properties, it is reasonable to expect similar risk with the concomitant use of other CNS depressant drugs with opioid analgesics [see *Drug Interactions* (7)].

If the decision is made to prescribe a benzodiazepine or other CNS depressant concomitantly with an opioid analgesic, prescribe the lowest effective dosages and minimum durations of concomitant use. In patients already receiving an opioid analgesic, prescribe a lower initial dose of the benzodiazepine or other CNS depressant than indicated in the absence of an opioid, and titrate based on clinical response. If an opioid analgesic is initiated in a patient already taking a benzodiazepine or other CNS depressant, prescribe a lower initial dose of the opioid analgesic, and titrate based on clinical response. Monitor patients closely for signs and symptoms of respiratory depression and sedation.

Advise both patients and caregivers about the risks of respiratory depression and sedation when Hydromorphone Hydrochloride Injection is used with benzodiazepines or other CNS depressants (including alcohol and illicit drugs). Advise patients not to drive or operate heavy machinery until the effects of concomitant use of the benzodiazepine or other CNS depressant have been determined. Screen patients for risk of substance use disorders, including opioid abuse and misuse, and warn them of the risk for overdose and death associated with the use of additional CNS depressants including alcohol and illicit drugs [see *Drug Interactions* (7)].

5.4 Neonatal Opioid Withdrawal Syndrome

Use of Hydromorphone Hydrochloride Injection for an extended period of time during pregnancy can result in withdrawal in the neonate. Neonatal opioid withdrawal syndrome, unlike opioid withdrawal syndrome in adults, may be life-threatening if not recognized and treated, and requires management according to protocols developed by neonatology experts. Observe newborns for signs of neonatal opioid withdrawal syndrome and manage accordingly. Advise pregnant women using opioids for an extended period of time of the risk of neonatal opioid withdrawal syndrome and ensure that management by neonatology experts will be available at delivery [see *Use in Specific Populations* (8.1)].

5.5 Opioid-Induced Hyperalgesia and Allodynia

Opioid-Induced Hyperalgesia (OIH) occurs when an opioid analgesic paradoxically causes an increase in pain, or an increase in sensitivity to pain. This condition differs from tolerance, which is the need for increasing doses of opioids to maintain a defined effect [see *Dependence* (9.3)]. Symptoms of OIH include (but may not be limited to) increased levels of pain upon opioid dosage increase, decreased levels of pain upon opioid dosage decrease, or pain from ordinarily non-painful stimuli (allodynia). These symptoms may suggest OIH only if there is no evidence of underlying disease

progression, opioid tolerance, opioid withdrawal, or addictive behavior.

Cases of OIH have been reported, both with short-term and longer-term use of opioid analgesics. Though the mechanism of OIH is not fully understood, multiple biochemical pathways have been implicated. Medical literature suggests a strong biologic plausibility between opioid analgesics and OIH and allodynia. If a patient is suspected to be experiencing OIH, carefully consider appropriately decreasing the dose of the current opioid analgesic or opioid rotation (safely switching the patient to a different opioid moiety) [see *Dosage and Administration (2.6)*, *Warnings and Precautions (5.12)*].

5.6 Life-Threatening Respiratory Depression in Patients with Chronic Pulmonary Disease or in Elderly, Cachectic, or Debilitated Patients

The use of Hydromorphone Hydrochloride Injection in patients with acute or severe bronchial asthma in an unmonitored setting or in the absence of resuscitative equipment is contraindicated.

Patients with Chronic Pulmonary Disease: Hydromorphone Hydrochloride Injection-treated patients with significant chronic obstructive pulmonary disease or cor pulmonale, and those with a substantially decreased respiratory reserve, hypoxia, hypercapnia, or pre-existing respiratory depression are at increased risk of decreased respiratory drive including apnea, even at recommended dosages of hydromorphone hydrochloride [see *Warnings and Precautions (5.2)*].

Elderly, Cachectic, or Debilitated Patients: Life-threatening respiratory depression is more likely to occur in elderly, cachectic, or debilitated patients because they may have altered pharmacokinetics or altered clearance compared to younger, healthier patients [see *Warnings and Precautions (5.2)*].

Monitor such patients closely, particularly when initiating and titrating Hydromorphone Hydrochloride Injection and when Hydromorphone Hydrochloride Injection is given concomitantly with other drugs that depress respiration [see *Warnings and Precautions (5.2,5.3)*, *Drug Interactions (7)*]. Alternatively, consider the use of non-opioid analgesics in these patients.

5.7 Adrenal Insufficiency

Cases of adrenal insufficiency have been reported with opioid use, more often following greater than one month of use. Presentation of adrenal insufficiency may include non-specific symptoms and signs including nausea, vomiting, anorexia, fatigue, weakness, dizziness, and low blood pressure. If adrenal insufficiency is suspected, confirm the diagnosis with diagnostic testing as soon as possible. If adrenal insufficiency is diagnosed, treat with physiologic replacement doses of corticosteroids. Wean the patient off of the opioid to allow adrenal function to recover and continue corticosteroid treatment until adrenal function recovers. Other opioids may be tried as some cases reported use of a different opioid without recurrence of adrenal insufficiency. The information available does not identify any particular opioids as being more likely to be associated with adrenal insufficiency.

5.8 Severe Hypotension

Hydromorphone Hydrochloride Injection may cause severe hypotension including orthostatic hypotension and syncope in ambulatory patients. There is increased risk in

patients whose ability to maintain blood pressure has already been compromised by a reduced blood volume or concurrent administration of certain CNS depressant drugs (e.g., phenothiazines or general anesthetics) [see *Drug Interactions (7)*]. Monitor these patients for signs of hypotension after initiating or titrating the dosage of Hydromorphone Hydrochloride Injection. In patients with circulatory shock, Hydromorphone Hydrochloride Injection may cause vasodilation that can further reduce cardiac output and blood pressure. Avoid the use of Hydromorphone Hydrochloride Injection in patients with circulatory shock.

5.9 Risks of Use in Patients with Increased Intracranial Pressure, Brain Tumors, Head Injury, or Impaired Consciousness

In patients who may be susceptible to the intracranial effects of CO₂ retention (e.g., those with evidence of increased intracranial pressure or brain tumors), Hydromorphone Hydrochloride Injection may reduce respiratory drive, and the resultant CO₂ retention can further increase intracranial pressure. Monitor such patients for worsening of signs of increasing intracranial pressure. Monitor patients for signs of sedation and respiratory depression, particularly when initiating therapy with Hydromorphone Hydrochloride Injection.

Opioids may also obscure the clinical course in a patient with a head injury. Avoid the use of Hydromorphone Hydrochloride Injection in patients with impaired consciousness or coma.

5.10 Risks of Use in Patients with Gastrointestinal Conditions

Hydromorphone Hydrochloride Injection is contraindicated in patients with known or suspected gastrointestinal obstruction, including paralytic ileus.

The hydromorphone in Hydromorphone Hydrochloride Injection may cause spasm of the sphincter of Oddi. Opioids may cause increases in serum amylase. Monitor patients with biliary tract disease, including acute pancreatitis, for worsening symptoms.

5.11 Increased Risk of Seizures in Patients with Seizure Disorders

The hydromorphone in Hydromorphone Hydrochloride Injection may increase the frequency of seizures in patients with seizure disorders and may increase the risk of seizures occurring in other clinical settings associated with seizures. Monitor patients with a history of seizure disorders for worsened seizure control during Hydromorphone Hydrochloride Injection therapy.

5.12 Withdrawal

Avoid the use of mixed agonist/antagonist (e.g., pentazocine, nalbuphine, and butorphanol) or partial agonist (e.g., buprenorphine) analgesics in patients who are receiving a full opioid agonist analgesic, including Hydromorphone Hydrochloride Injection. In these patients, mixed agonist/antagonist and partial agonist analgesics may reduce the analgesic effect and/or precipitate withdrawal symptoms [see *Drug Interactions (7)*].

When discontinuing Hydromorphone Hydrochloride Injection, in a physically-dependent patient, gradually taper the dosage [see *Dosage and Administration (2.6)*]. Do not abruptly discontinue Hydromorphone Hydrochloride Injection in these patients [see *Drug*

Abuse and Dependence (9.3)].

5.13 Risks of Driving and Operating Machinery

Hydromorphone Hydrochloride Injection may impair the mental or physical abilities needed to perform potentially hazardous activities such as driving a car or operating machinery. Warn patients not to drive or operate dangerous machinery unless they are tolerant to the effects of Hydromorphone Hydrochloride Injection and know how they will react to the medication.

5.14 Increased Risk of Hypotension and Respiratory Depression with Rapid Intravenous Administration

Hydromorphone Hydrochloride Injection may be given intravenously, but the injection should be given very slowly. Rapid intravenous injection of opioid analgesics increases the possibility of side effects such as hypotension and respiratory depression *[see Dosage and Administration (2.1)]*.

6 ADVERSE REACTIONS

The following serious adverse reactions are described, or described in greater detail, in other sections:

- Addiction, Abuse, and Misuse *[see Warnings and Precautions (5.1)]*
- Life-Threatening Respiratory Depression *[see Warnings and Precautions (5.2)]*
- Interactions with Benzodiazepines or Other CNS Depressants *[see **Error! Hyperlink reference not valid.**]*
- Neonatal Opioid Withdrawal Syndrome *[see Warnings and Precautions (5.4)]*
- Opioid-Induced Hyperalgesia and Allodynia *[see Warnings and Precautions (5.5)]*
- Adrenal Insufficiency *[see Warnings and Precautions (5.7)]*
- Severe Hypotension *[see Warnings and Precautions (5.8)]*
- Gastrointestinal Adverse Reactions *[see Warnings and Precautions (5.10)]*
- Seizures *[see Warnings and Precautions (5.11)]*
- Withdrawal *[see Warnings and Precautions (5.12)]*

The following adverse reactions associated with the use of hydromorphone were identified in clinical studies or postmarketing reports. Because some of these reactions were reported voluntarily from a population of uncertain size, it is not always possible to reliably estimate their frequency or establish a causal relationship to drug exposure.

The most common adverse effects are light-headedness, dizziness, sedation, nausea, vomiting, sweating, flushing, dysphoria, euphoria, dry mouth, and pruritus. These effects seem to be more prominent in ambulatory patients and in those not experiencing severe pain.

Less Frequently Observed Adverse Reactions

Cardiac disorders: tachycardia, bradycardia, palpitations

Eye disorders: vision blurred, diplopia, miosis, visual impairment

Gastrointestinal disorders: constipation, ileus, diarrhea, abdominal pain

General disorders and administration site conditions: weakness, feeling abnormal, chills,

injection site urticaria

Hepatobiliary disorders: biliary colic

Metabolism and nutrition disorders: decreased appetite

Musculoskeletal and connective tissue disorders: muscle rigidity

Nervous system disorders: headache, tremor, paraesthesia, nystagmus, increased intracranial pressure, syncope, taste alteration, involuntary muscle contractions, presyncope

Psychiatric disorders: agitation, mood altered, nervousness, anxiety, depression, hallucination, disorientation, insomnia, abnormal dreams

Renal and urinary disorders: urinary retention, urinary hesitation, antidiuretic effects

Respiratory, thoracic and mediastinal disorders: bronchospasm, laryngospasm

Skin and subcutaneous tissue disorders: injection site pain, urticaria, rash, hyperhidrosis

Vascular disorders: flushing, hypotension, hypertension

Serotonin syndrome: Cases of serotonin syndrome, a potentially life-threatening condition, have been reported during concomitant use of opioids with serotonergic drugs.

Adrenal insufficiency: Cases of adrenal insufficiency have been reported with opioid use, more often following greater than one month of use.

Anaphylaxis: Anaphylaxis has been reported with ingredients contained in Hydromorphone Hydrochloride Injection.

Androgen deficiency: Cases of androgen deficiency have occurred with use of opioids for an extended period of time.

Hyperalgesia and Allodynia: Cases of hyperalgesia and allodynia have been reported with opioid therapy of any duration. [see *Warnings and Precautions* (5.5)].

Hypoglycemia: Cases of hypoglycemia have been reported in patients taking opioids. Most reports were in patients with at least one predisposing risk factor (e.g., diabetes).

7 DRUG INTERACTIONS

Table 1 includes clinically significant drug interactions with Hydromorphone Hydrochloride Injection.

Table 1: Clinically Significant Drug Interactions with Hydromorphone Hydrochloride Injection

Benzodiazepines and other Central Nervous System (CNS) Depressants	
<i>Clinical Impact:</i>	Due to additive pharmacologic effect, the concomitant use of CNS depressants, including alcohol, can increase the risk of hypotension, respiratory depression, profound sedation, coma, and death [see Error! Hyperlink reference not valid.].

<i>Intervention:</i>	Reserve concomitant prescribing of these drugs for use in patients for whom alternative treatment options are inadequate. Limit dosages and durations to the minimum required. Monitor patients closely for signs of respiratory depression and sedation.
<i>Examples:</i>	Benzodiazepines and other sedatives/hypnotics, anxiolytics, tranquilizers, muscle relaxants, general anesthetics, antipsychotics, other opioids, alcohol.

Serotonergic Drugs

<i>Clinical Impact:</i>	The concomitant use of opioids with other drugs that affect the serotonergic neurotransmitter system has resulted in serotonin syndrome.
<i>Intervention:</i>	If concomitant use is warranted, carefully observe the patient, particularly during treatment initiation and dose adjustment. Discontinue Hydromorphone Hydrochloride Injection if serotonin syndrome is suspected.
<i>Examples:</i>	Selective serotonin reuptake inhibitors (SSRIs), serotonin and norepinephrine reuptake inhibitors (SNRIs), tricyclic antidepressants (TCAs), triptans, 5-HT ₃ receptor antagonists, drugs that effect the serotonin neurotransmitter system (e.g., mirtazapine, trazodone, tramadol), certain muscle relaxants (i.e., cyclobenzaprine, metaxalone), monoamine oxidase (MAO) inhibitors (those intended to treat psychiatric disorders and also others, such as linezolid and intravenous methylene blue).

Monoamine Oxidase Inhibitors (MAOIs)

<i>Clinical Impact:</i>	MAOI interactions with opioids may manifest as serotonin syndrome or opioid toxicity (e.g., respiratory depression, coma) [see <i>Warnings and Precautions</i> (5.2)].
<i>Intervention:</i>	The use of Hydromorphone Hydrochloride Injection is not recommended for patients taking MAOIs or within 14 days of stopping such treatment. If urgent use of an opioid is necessary, use test doses and frequent titration of small doses to treat pain while closely monitoring blood pressure and signs and symptoms of CNS and respiratory depression.
<i>Examples:</i>	phenelzine, tranylcypromine, linezolid

Mixed Agonist/Antagonist and Partial Agonist Opioid Analgesics

<i>Clinical Impact:</i>	May reduce the analgesic effect of Hydromorphone Hydrochloride Injection and/or precipitate withdrawal symptoms.
<i>Intervention:</i>	Avoid concomitant use.
<i>Examples:</i>	butorphanol, nalbuphine, pentazocine, buprenorphine,

Muscle Relaxants

<i>Clinical Impact:</i>	Hydromorphone may enhance the neuromuscular blocking action of skeletal muscle relaxants and
-------------------------	--

	produce an increased degree of respiratory depression.
<i>Intervention:</i>	Monitor patients for signs of respiratory depression that may be greater than otherwise expected and decrease the dosage of Hydromorphone Hydrochloride Injection and/or the muscle relaxant as necessary.
Diuretics	
<i>Clinical Impact:</i>	Opioids can reduce the efficacy of diuretics by inducing the release of antidiuretic hormone.
<i>Intervention:</i>	Monitor patients for signs of diminished diuresis and/or effects on blood pressure and increase the dosage of the diuretic as needed.
Anticholinergic Drugs	
<i>Clinical Impact:</i>	The concomitant use of anticholinergic drugs may increase risk of urinary retention and/or severe constipation, which may lead to paralytic ileus.
<i>Intervention:</i>	Monitor patients for signs of urinary retention or reduced gastric motility when Hydromorphone Hydrochloride Injection is used concomitantly with anticholinergic drugs.

8 USE IN SPECIFIC POPULATIONS

8.1 Pregnancy

Risk Summary

Use of opioid analgesics for an extended period of time during pregnancy may cause neonatal opioid withdrawal syndrome [see *Warnings and Precautions (5.4)*]. There are no available data with Hydromorphone Hydrochloride Injection in pregnant women to inform a drug-associated risk for major birth defects and miscarriage or adverse maternal outcomes. There are adverse outcomes reported with fetal exposure to opioid analgesics (see **Error! Hyperlink reference not valid.**).

In published animal reproduction studies, neural tube defects were noted following subcutaneous injection of hydromorphone to pregnant hamsters at doses 6.4 times the HDD and soft tissue and skeletal abnormalities were noted following subcutaneous continuous infusion of 3 times the HDD to pregnant mice. No malformations were noted at 4 or 40.5 times the HDD in pregnant rats or rabbits, respectively [see **Error! Hyperlink reference not valid.**]. Based on animal data, advise pregnant women of the potential risk to a fetus.

The background risk of major birth defects and miscarriage for the indicated population is unknown. All pregnancies have a background risk of birth defect, loss, or other adverse outcomes. In the U.S. general population, the estimated background risk of major birth defects and miscarriage in clinically recognized pregnancies is 2 to 4% and 15 to 20%, respectively.

Clinical Considerations

Fetal/Neonatal Adverse Reactions

Use of opioid analgesics for an extended period of time during pregnancy for medical or

nonmedical purposes can result in physical dependence in the neonate and neonatal opioid withdrawal syndrome shortly after birth.

Neonatal opioid withdrawal syndrome presents as irritability, hyperactivity and abnormal sleep pattern, high pitched cry, tremor, vomiting, diarrhea, and failure to gain weight. The onset, duration, and severity of neonatal opioid withdrawal syndrome vary based on the specific opioid used, duration of use, timing and amount of last maternal use, and rate of elimination of the drug by the newborn. Observe newborns for symptoms of neonatal opioid withdrawal syndrome and manage accordingly [*see Warnings and Precautions (5.4)*].

Labor or Delivery

Opioids cross the placenta and may produce respiratory depression and psychophysiologic effects in neonates. An opioid antagonist, such as naloxone, must be available for reversal of opioid-induced respiratory depression in the neonate. Hydromorphone Hydrochloride Injection is not recommended for use in pregnant women during or immediately prior to labor, when other analgesic techniques are more appropriate. Opioid analgesics, including Hydromorphone Hydrochloride Injection, can prolong labor through actions which temporarily reduce the strength, duration, and frequency of uterine contractions. However, this effect is not consistent and may be offset by an increased rate of cervical dilation, which tends to shorten labor. Monitor neonates exposed to opioid analgesics during labor for signs of excess sedation and respiratory depression.

Data

Animal Data

No effects on teratogenicity or embryotoxicity were observed in pregnant rats given oral doses up to 7 mg/kg/day which is 3-fold higher than the human dose of 24 mg Hydromorphone Hydrochloride Injection (4 mg every 4 hours), on a body surface area basis.

In a published study, neural tube defects (exencephaly and cranioschisis) were noted following subcutaneous administration of hydromorphone hydrochloride (19 to 258 mg/kg) on Gestation Day 8 to pregnant hamsters (6.4 to 87.2 times the HDD of 24 mg/day based on body surface area). The findings cannot be clearly attributed to maternal toxicity. No neural tube defects were noted at 14 mg/kg (4.7 times the human daily dose of 24 mg/day).

In a published study, CF-1 mice were treated subcutaneously with continuous infusion of 7.5, 15, or 30 mg/kg/day hydromorphone hydrochloride (1.5, 3, or 6.1 times the human daily dose of 24 mg based on body surface area) via implanted osmotic pumps during organogenesis (Gestation Days 7 to 10). Soft tissue malformations (cryptorchidism, cleft palate, malformed ventricles and retina), and skeletal variations (split supraoccipital, checkerboard and split sternbrae, delayed ossification of the paws and ectopic ossification sites) were observed at doses 3 times the human dose of 24 mg/day based on body surface area. The findings cannot be clearly attributed to maternal toxicity.

8.2 Lactation

Risk Summary

Low levels of opioid analgesics have been detected in human milk. The developmental and health benefits of breastfeeding should be considered along with the mother's clinical need for Hydromorphone Hydrochloride Injection and any potential adverse effects on the breastfed infant from Hydromorphone Hydrochloride Injection or from the underlying maternal condition.

Clinical Considerations

Monitor infants exposed to hydromorphone hydrochloride through breast milk for excess sedation and respiratory depression. Withdrawal symptoms can occur in breastfed infants when maternal administration of hydromorphone is stopped, or when breast-feeding is stopped.

8.3 Females and Males of Reproductive Potential

Infertility

Use of opioids for an extended period of time may cause reduced fertility in females and males of reproductive potential. It is not known whether these effects on fertility are reversible [see *Adverse Reactions (6)*, *Clinical Pharmacology (12.2)*].

8.4 Pediatric Use

The safety and effectiveness of Hydromorphone Hydrochloride Injection in pediatric patients has not been established.

8.5 Geriatric Use

Elderly patients (aged 65 years or older) may have increased sensitivity to hydromorphone. In general, use caution when selecting a dosage for an elderly patient, usually starting at the low end of the dosing range, reflecting the greater frequency of decreased hepatic, renal, or cardiac function and of concomitant disease or other drug therapy.

Respiratory depression is the chief risk for elderly patients treated with opioids and has occurred after large initial doses were administered to patients who were not opioid-tolerant or when opioids were co-administered with other agents that depress respiration. Titrate the dosage of Hydromorphone Hydrochloride Injection slowly in geriatric patients and monitor closely for signs of central nervous system and respiratory depression [see *Warnings and Precautions (5.6)*].

Hydromorphone is known to be substantially excreted by the kidney, and the risk of adverse reactions to this drug may be greater in patients with impaired renal function. Because elderly patients are more likely to have decreased renal function, care should be taken in dose selection, and it may be useful to monitor renal function.

8.6 Hepatic Impairment

The pharmacokinetics of hydromorphone are affected by hepatic impairment. Due to increased exposure of hydromorphone, patients with moderate hepatic impairment should be started at one fourth to one half the recommended starting dose depending on the degree of hepatic dysfunction and closely monitored during dose titration. The pharmacokinetics of hydromorphone in patients with severe hepatic impairment has not been studied. A further increase in C_{max} and AUC of hydromorphone in this group is

expected and should be taken into consideration when selecting a starting dose [see *Clinical Pharmacology (12.3)*].

8.7 Renal Impairment

The pharmacokinetics of hydromorphone are affected by renal impairment. In addition, in patients with severe renal impairment, hydromorphone appeared to be more slowly eliminated with a longer terminal elimination half-life. Start patients with renal impairment on one-fourth to one-half the usual starting dose depending on the degree of impairment. Patients with renal impairment should be closely monitored during dose titration. [see *Clinical Pharmacology (12.3)*]

9 DRUG ABUSE AND DEPENDENCE

9.1 Controlled Substance

Hydromorphone Hydrochloride Injection contains hydromorphone, a Schedule II controlled substance.

9.2 Abuse

Hydromorphone Hydrochloride Injection contains hydromorphone, a substance with high potential for misuse and abuse, which can lead to the development of substance use disorder, including addiction [see *Warnings and Precautions (5.1)*].

Misuse is the intentional use, for therapeutic purposes, of a drug by an individual in a way other than prescribed by a healthcare provider or for whom it was not prescribed.

Abuse is the intentional non-therapeutic use of a drug, even once, for its desirable psychological or physiological effects.

Drug addiction is a cluster of behavioral, cognitive, and physiological phenomena that may include a strong desire to take the drug, difficulties in controlling drug use (e.g., continuing drug, use despite harmful consequences, giving a higher priority to drug use than to other activities and obligations), and possible tolerance or physical dependence.

Misuse and abuse of Hydromorphone Hydrochloride Injection increases risk of overdose, which may lead to central nervous system and respiratory depression, hypotension, seizures, and death. The risk is increased with concurrent abuse of Hydromorphone Hydrochloride Injection with alcohol and/or other CNS depressants. Abuse of and addiction to opioids in some individuals may not be accompanied by concurrent tolerance and symptoms of physical dependence. In addition, abuse of opioids can occur in the absence of addiction.

All patients treated with opioids require careful and frequent reevaluation for signs of misuse, abuse, and addiction, because use of opioid analgesic products carries the risk of addiction even under appropriate medical use. Patients at high risk of Hydromorphone Hydrochloride Injection abuse include those with a history of prolonged use of any opioid, including products containing hydromorphone, those with a history of drug or alcohol abuse, or those who use Hydromorphone Hydrochloride Injection in combination with other abused drugs.

"Drug-seeking" behavior is very common in persons with substance use disorders.

Drug-seeking tactics include emergency calls or visits near the end of office hours, refusal to undergo appropriate examination, testing, or referral, repeated "loss" of prescriptions, tampering with prescriptions and reluctance to provide prior medical records or contact information for other treating health care provider(s). "Doctor shopping" (visiting multiple prescribers to obtain additional prescriptions) is common among people who abuse drugs and people with substance use disorder. Preoccupation with achieving adequate pain relief can be appropriate behavior in a patient with inadequate pain control.

Hydromorphone Hydrochloride Injection, like other opioids, can be diverted for nonmedical use into illicit channels of distribution. Careful record-keeping of prescribing information, including quantity, frequency, and renewal requests, as required by state and federal law, is strongly advised.

Proper assessment of the patient, proper prescribing practices, periodic reevaluation of therapy, and proper dispensing and storage are appropriate measures that help to limit abuse of opioid drugs.

Risks Specific to Abuse of Hydromorphone Hydrochloride Injection

Abuse of Hydromorphone Hydrochloride Injection poses a risk of overdose and death. The risk is increased with concurrent use of Hydromorphone Hydrochloride Injection with alcohol and/or other CNS depressants.

Parenteral drug abuse is commonly associated with transmission of infectious diseases such as hepatitis and HIV.

9.3 Dependence

Both tolerance and physical dependence can develop during use of opioid therapy.

Tolerance is a physiological state characterized by a reduced response to a drug after repeated administration (i.e., a higher dose of a drug is required to produce the same effect that was once obtained at a lower dose).

Physical dependence is a state that develops as a result of a physiological adaptation in response to repeated drug use, manifested by withdrawal signs and symptoms after abrupt discontinuation or a significant dose reduction of a drug.

Withdrawal may be precipitated through the administration of drugs with opioid antagonist activity (e.g., naloxone), mixed agonist/antagonist analgesics (e.g., pentazocine, butorphanol, nalbuphine), or partial agonists (e.g., buprenorphine). Physical dependence may not occur to a clinically significant degree until after several days to weeks of continued opioid use.

Hydromorphone Hydrochloride Injection should not be abruptly discontinued in a physically-dependent patient [*see Dosage and Administration (2.6)*]. If Hydromorphone Hydrochloride Injection is abruptly discontinued in a physically-dependent patient, a withdrawal syndrome may occur, typically characterized by restlessness, lacrimation, rhinorrhea, perspiration, chills, myalgia, and mydriasis. Other signs and symptoms also may develop, including irritability, anxiety, backache, joint pain, weakness, abdominal cramps, insomnia, nausea, anorexia, vomiting, diarrhea, or increased blood pressure, respiratory rate, or heart rate.

Infants born to mothers physically-dependent on opioids will also be physically-

dependent and may exhibit respiratory difficulties and withdrawal signs [see *Use in Specific Populations* (8.1)].

10 OVERDOSAGE

Clinical Presentation

Acute overdose with hydromorphone can be manifested by respiratory depression, somnolence progressing to stupor or coma, skeletal muscle flaccidity, cold and clammy skin, constricted pupils, and, in some cases, pulmonary edema, bradycardia, hypotension, hypoglycemia, partial or complete airway obstruction, atypical snoring, and death. Marked mydriasis rather than miosis may be seen with hypoxia in overdose situations [see *Clinical Pharmacology* (12.2)].

Treatment of Overdose

In case of overdose, priorities are the reestablishment of a patent and protected airway and institution of assisted or controlled ventilation, if needed. Employ other supportive measures (including oxygen and vasopressors) in the management of circulatory shock and pulmonary edema as indicated. Cardiac arrest or arrhythmias will require advanced life-support measures.

Opioid antagonists, such as naloxone, are specific antidotes to respiratory depression resulting from opioid overdose. For clinically significant respiratory or circulatory depression secondary to hydromorphone overdose, administer an opioid antagonist.

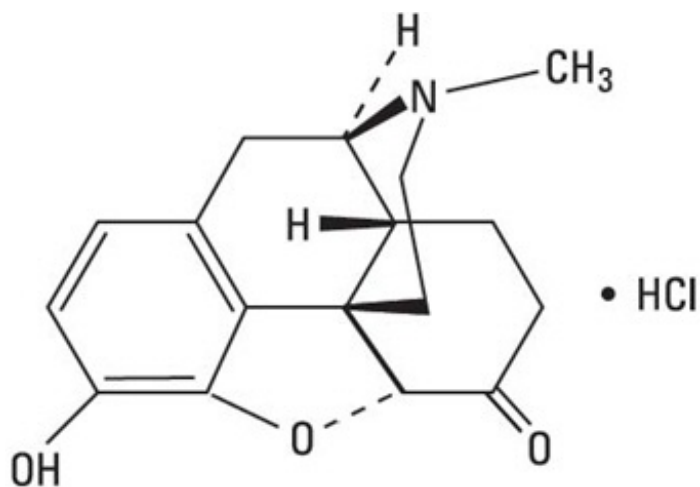
Because the duration of opioid reversal is expected to be less than the duration of action of hydromorphone in Hydromorphone Hydrochloride Injection, carefully monitor the patient until spontaneous respiration is reliably reestablished. If the response to an opioid antagonist is suboptimal or only brief in nature, administer additional antagonist as directed by the product's prescribing information.

In an individual physically-dependent on opioids, administration of the recommended usual dosage of the antagonist will precipitate an acute withdrawal syndrome. The severity of the withdrawal symptoms experienced will depend on the degree of physical dependence and the dose of the antagonist administered. If a decision is made to treat serious respiratory depression in the physically-dependent patient, administration of the antagonist should be initiated with care and by titration with smaller than usual doses of the antagonist.

11 DESCRIPTION

Hydromorphone Hydrochloride Injection is available as an aqueous sterile solution, for use in intravenous, intramuscular and subcutaneous administration, and contains hydromorphone as active pharmaceutical ingredient in the form hydrochloride salt. Hydromorphone hydrochloride is an opioid agonist.

The chemical name of hydromorphone hydrochloride is 4,5 α - epoxy-3-hydroxy-17-methylmorphinan-6-one hydrochloride. The molecular weight is 321.8 and it has the following chemical structure.



Hydromorphone hydrochloride is a white or almost white crystalline powder that is freely soluble in water, very slightly soluble in ethanol (96%), and practically insoluble in methylene chloride.

Each mL of Hydromorphone Hydrochloride Injection sterile solution contains 0.5 mg, 1 mg, 2 mg, or 4 mg of Hydromorphone Hydrochloride USP, equivalent to 0.44 mg, 0.89 mg, 1.77 mg or 3.55 mg of hydromorphone free base, respectively, 0.24 mg of Lactic Acid USP, 5.40 mg of Sodium Chloride as isotonicity agent, 8.93 mg of Sodium Lactate USP as buffering agent, and Lactic Acid USP and Sodium Hydroxide NF as pH adjusters, in Water for Injection. Hydromorphone Hydrochloride Injection pH range is 3.5 to 5.5.

12 CLINICAL PHARMACOLOGY

12.1 Mechanism of Action

Hydromorphone is a full opioid agonist and is relatively selective for the μ -opioid receptor, although it can bind to other opioid receptors at higher doses. The principal therapeutic action of hydromorphone is analgesia. Like all full opioid agonists, there is no ceiling effect for analgesia with morphine. Clinically, dosage is titrated to provide adequate analgesia and may be limited by adverse reactions, including respiratory and CNS depression.

The precise mechanism of the analgesic action is unknown. However, specific CNS opioid receptors for endogenous compounds with opioid-like activity have been identified throughout the brain and spinal cord and are thought to play a role in the analgesic effects of this drug.

12.2 Pharmacodynamics

Effects on the Central Nervous System

Hydromorphone produces respiratory depression by direct action on brain stem respiratory centers. The respiratory depression involves a reduction in the responsiveness of the brain stem respiratory centers to both increases in carbon dioxide tension and electrical stimulation.

Hydromorphone causes miosis, even in total darkness. Pinpoint pupils are a sign of opioid overdose but are not pathognomonic (e.g., pontine lesions of hemorrhagic or

ischemic origins may produce similar findings). Marked mydriasis rather than miosis may be seen due to hypoxia in overdose situations.

Effects on the Gastrointestinal Tract and Other Smooth Muscle

Hydromorphone causes a reduction in motility associated with an increase in smooth muscle tone in the antrum of the stomach and duodenum. Digestion of food in the small intestine is delayed and propulsive contractions are decreased. Propulsive peristaltic waves in the colon are decreased, while tone may be increased to the point of spasm resulting in constipation. Other opioid-induced effects may include a reduction in biliary and pancreatic secretions, spasm of sphincter of Oddi, and transient elevations in serum amylase.

Effects on the Cardiovascular System

Hydromorphone produces peripheral vasodilation which may result in orthostatic hypotension or syncope. Manifestations of histamine release and/or peripheral vasodilation may include pruritus, flushing, red eyes and sweating and/or orthostatic hypotension.

Effects on the Endocrine System

Opioids inhibit the secretion of adrenocorticotrophic hormone (ACTH), cortisol, and luteinizing hormone (LH) in humans [see *Adverse Reactions (6)*]. They also stimulate prolactin, growth hormone (GH) secretion, and pancreatic secretion of insulin and glucagon [see *Adverse Reactions (6)*].

Use of opioids for an extended period of time may influence the hypothalamic-pituitary-gonadal axis, leading to androgen deficiency that may manifest as low libido, impotence, erectile dysfunction, amenorrhea, or infertility. The causal role of opioids in the clinical syndrome of hypogonadism is unknown because the various medical, physical, lifestyle, and psychological stressors that may influence gonadal hormone levels have not been adequately controlled for in studies conducted to date [see *Adverse Reactions (6)*].

Effects on the Immune System

Opioids have been shown to have a variety of effects on components of the immune system in in vitro and animal models. The clinical significance of these findings is unknown. Overall, the effects of opioids appear to be modestly immunosuppressive.

Concentration-Efficacy Relationships

The minimum effective analgesic concentration will vary widely among patients, especially among patients who have been previously treated with opioid agonists. The minimum effective analgesic concentration of hydromorphone for any individual patient may increase over time due to an increase in pain, the development of a new pain syndrome and/or the development of analgesic tolerance [see *Dosage and Administration (2.1, 2.5)*].

Concentration-Adverse Reaction Relationships

There is a relationship between increasing hydromorphone plasma concentration and increasing frequency of dose-related opioid adverse reactions such as nausea, vomiting, CNS effects, and respiratory depression. In opioid-tolerant patients, the situation may be altered by the development of tolerance to opioid-related adverse reactions [see *Dosage and Administration (2.1, 2.5)*].

12.3 Pharmacokinetics

Distribution

At therapeutic plasma levels, hydromorphone is approximately 8–19% bound to plasma proteins. After an intravenous bolus dose, the steady state of volume of distribution [mean (%CV)] is 302.9 (32%) liters.

Elimination

The systemic clearance is approximately 1.96 (20%) liters/minute. The terminal elimination half-life of hydromorphone after an intravenous dose is about 2.3 hours.

Metabolism

Hydromorphone is extensively metabolized via glucuronidation in the liver, with greater than 95% of the dose metabolized to hydromorphone-3-glucuronide along with minor amounts of 6-hydroxy reduction metabolites.

Excretion

Only a small amount of the hydromorphone dose is excreted unchanged in the urine. Most of the dose is excreted as hydromorphone-3-glucuronide along with minor amounts of 6-hydroxy reduction metabolites.

Specific Populations

Hepatic Impairment

After oral administration of hydromorphone at a single 4 mg dose (2 mg hydromorphone immediate-release tablets), mean exposure to hydromorphone (C_{\max} and AUC_{∞}) is increased 4-fold in patients with moderate (Child-Pugh Group B) hepatic impairment compared with subjects with normal hepatic function. Patients with moderate hepatic impairment should be started at one fourth to one half the recommended starting dose and closely monitored during dose titration. The pharmacokinetics of hydromorphone in patients with severe hepatic impairment has not been studied. A further increase in C_{\max} and AUC of hydromorphone in this group is expected and should be taken into consideration when selecting a starting dose [see *Use in Specific Populations (8.6)*].

Renal Impairment

The pharmacokinetics of hydromorphone following an oral administration of hydromorphone at a single 4 mg dose (2 mg hydromorphone immediate-release tablets) are affected by renal impairment. Mean exposure to hydromorphone (C_{\max} and $AUC_{0-\infty}$) is increased by 2-fold in patients with moderate ($CL_{cr} = 40 - 60$ mL/min) renal impairment and increased by 4-fold in patients with severe ($CL_{cr} < 30$ mL/min) renal impairment compared with normal subjects ($CL_{cr} > 80$ mL/min). In addition, in patients with severe renal impairment, hydromorphone appeared to be more slowly eliminated with a longer terminal elimination half-life (40 hr) compared to patients with normal renal function (15 hr). Start patients with renal impairment on one-fourth to one-half the usual starting dose depending on the degree of impairment. Patients with renal impairment should be closely monitored during dose titration [see *Use in Specific Populations (8.7)*].

Age: Geriatric Population

In the geriatric population, age has no effect on the pharmacokinetics of

hydromorphone.

Sex

Sex has little effect on the pharmacokinetics of hydromorphone. Females appear to have a higher C_{\max} (25%) than males with comparable AUC_{0-24} values. The difference observed in C_{\max} may not be clinically relevant.

13 NONCLINICAL TOXICOLOGY

13.1 Carcinogenesis, Mutagenesis, Impairment of Fertility

Carcinogenesis

Long-term studies in animals to evaluate the carcinogenic potential of hydromorphone have not been conducted.

Mutagenesis

Hydromorphone was not mutagenic in the *in vitro* bacterial reverse mutation assay (Ames assay). Hydromorphone was not clastogenic in either the *in vitro* human lymphocyte chromosome aberration assay or the *in vivo* mouse micronucleus assay.

Impairment of Fertility

No effects on fertility, reproductive performance, or reproductive organ morphology were observed in male or female rats given oral doses up to 7 mg/kg/day which is 2.8 times the human dose of 24 mg hydromorphone hydrochloride injection (4 mg every 4 hours), on a body surface area basis.

16 HOW SUPPLIED/STORAGE AND HANDLING

Safety and Handling Instructions

Access to drugs with a potential for abuse such as Hydromorphone Hydrochloride Injection presents an occupational hazard for addiction in the health care industry. Routine procedures for handling controlled substances developed to protect the public may not be adequate to protect health care workers. Implementation of more effective accounting procedures and measures to restrict access to drugs of this class (appropriate to the practice setting) may minimize the risk of self-administration by health care providers.

How Supplied

Hydromorphone Hydrochloride Injection is supplied as a sterile solution in single-dose Nexject™ prefilled syringes for intravenous, intramuscular, and subcutaneous administration, and available as follows:

Unit of Sale	Concentration (per total volume)
NDC 0409-1805-01 Clamshell of 10	0.25 mg/0.5 mL

0.5 mL fill in 1.5 mL NexJect™ Single-dose Prefilled Syringe with Luer Lock	
NDC 0409-4264-01 Clamshell of 10 0.5 mL fill in 1.5 mL NexJect™ Single-dose Prefilled Syringe with Luer Lock	0.5 mg/0.5 mL
NDC 0409-1283-37 Clamshell of 10 1 mL fill in 1.5 mL NexJect™ Single-dose Prefilled Syringe with Luer Lock	1 mg/mL
NDC 0409-1312-36 Clamshell of 10 1 mL fill in 1.5 mL NexJect™ Single-dose Prefilled Syringe with Luer Lock	2 mg/mL
NDC 0409-1380-01 Clamshell of 10 1 mL fill in 1.5 mL NexJect™ Single-dose Prefilled Syringe with Luer Lock	4 mg/mL

Note that a needle is not included.

PROTECT FROM LIGHT

Keep covered in carton until time of use. Store at 20°C to 25°C (68°F to 77°F); excursions permitted to 15°C to 30°C (59°F to 86°F) [See USP Controlled Room Temperature].

17 PATIENT COUNSELING INFORMATION

Addiction, Abuse, and Misuse

Inform patients that the use of Hydromorphone Hydrochloride Injection, even when taken as recommended, can result in addiction, abuse, and misuse, which can lead to overdose and death [see *Warnings and Precautions (5.1)*]. Instruct patients not to share Hydromorphone Hydrochloride Injection with others and to take steps to protect Hydromorphone Hydrochloride Injection from theft or misuse.

Life-Threatening Respiratory Depression

Inform patients of the risk of life-threatening respiratory depression, including information that the risk is greatest when starting Hydromorphone Hydrochloride Injection or when the dosage is increased, and that it can occur even at recommended dosages [see *Warnings and Precautions (5.2)*].

Hyperalgesia and Allodynia

Advise patients to inform their healthcare provider if they experience symptoms of hyperalgesia, including worsening pain, increased sensitivity to pain, or new pain [see *Warnings and Precautions (5.5)*, *Adverse Reactions (6)*].

Serotonin Syndrome

Inform patients that opioids could cause a rare but potentially life-threatening condition

called serotonin syndrome resulting from concomitant administration of serotonergic drugs. Warn patients of the symptoms of serotonin syndrome and to seek medical attention right away if symptoms develop after discharge from the hospital. Instruct patients to inform their physicians if they are taking, or plan to take serotonergic medications [see *Drug Interactions (7)*].

Constipation

Advise patients of the potential for severe constipation, including management instructions and when to seek medical attention [see *Adverse Reactions (6)*].

For Medical Information about Hydromorphone Hydrochloride, please visit www.pfizermedinfo.com or call 1 800-438-1985.

Distributed by Hospira, Inc., Lake Forest, IL 60045 USA

LAB-0980-4.0

INSTRUCTIONS FOR USE

Parenteral drug products should be inspected visually for particulate matter and discoloration prior to administration, whenever solution and container permit. Do not use if color is darker than pale yellow, if it is discolored in any other way, or if it contains a precipitate.


NexJect™ Single-dose Prefilled Syringe

Instructions for use - NexJect Prefilled Syringe

Prior to use,
visually inspect the product for:

- broken tamper evident seals
- cracked glass
- leaking drug
- an expired date
- particulate matter

If any of the above is present,
do not use the product
and obtain a new one.



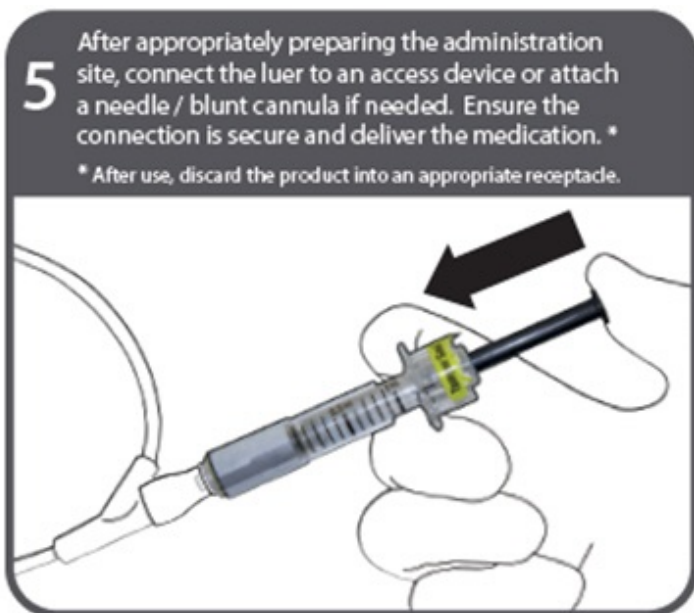
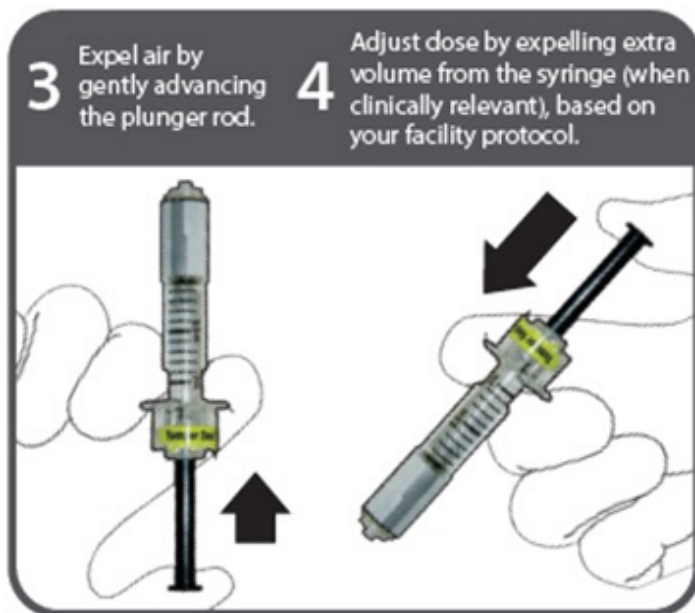

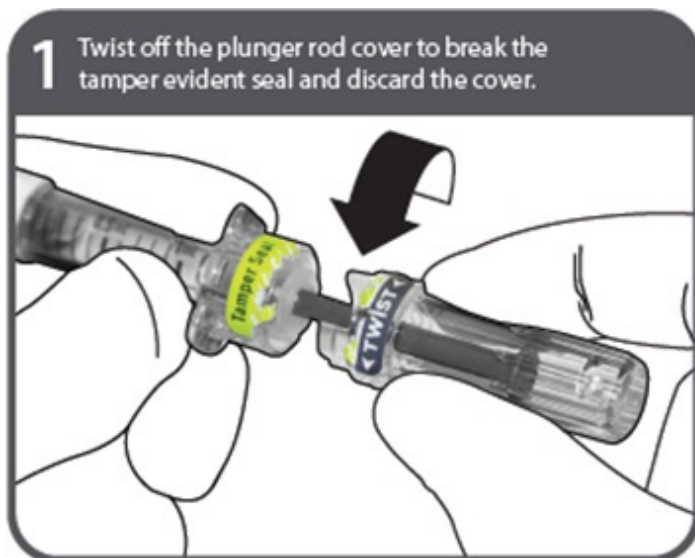
Do not use if
seals are broken

Confirm medication order matches the following:

■ drug name ■ drug strength ■ dose ■ route of administration

If any of the above does not match the order, obtain the appropriate medication.

Notes: ■ Do not place the syringe in a sterile field. ■ If a needle is utilized, do not recap the needle.



NOTE: To prevent needlestick injuries, do not be recap, purposely bend, or break by hand used needles. Do not recap, purposely bend, or break by hand blunt Cannulas.

Distributed by Hospira, Inc., Lake Forest, IL 60045 USA

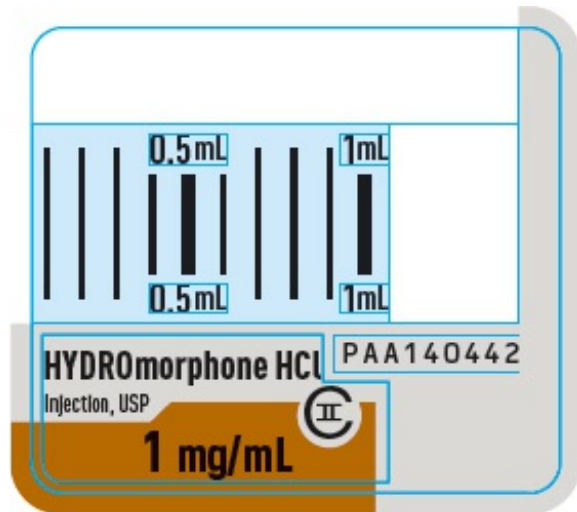
PRINCIPAL DISPLAY PANEL - 1 mg/mL Syringe Label

HYDROmorphone HCl
Injection, USP

PAA140442

CII

1 mg/mL



PRINCIPAL DISPLAY PANEL - 1 mg/mL Syringe Label - 1283

TWIST & PULL

Tamper Seal

NDC 0409-1283-17

CII

HYDROmorphone HCl
Injection, USP

1 mg/mL

Intravenous, Intramuscular,
or Subcutaneous Use

Protect from light

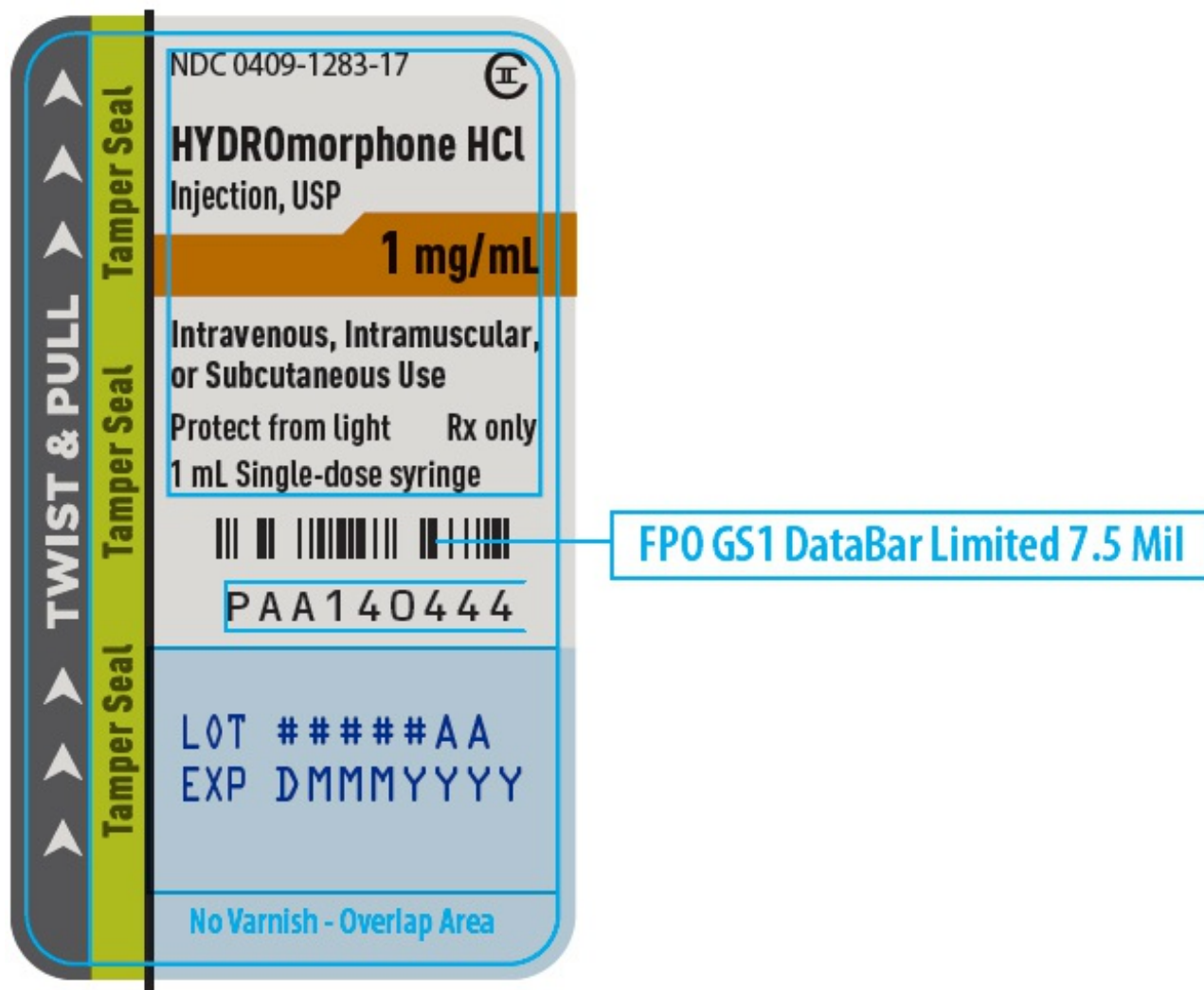
Rx only

1 mL Single-dose syringe

PAA140444

LOT #####AA

EXP DMMMYYYY



PRINCIPAL DISPLAY PANEL - 1 mg/mL Syringe Cello Pack Label

NDC 0409-1283-37

HYDROmorphine HCl
Injection, USP

CII

1 mg / mL

For Intravenous, Intramuscular, or Subcutaneous Use

10 NexJect™ 1 mL Single-dose syringes with luer lock
Rx only

Needle not included

Protect from light. Opaque covering needed until contents are used.

Store at 20°C to 25°C (68°F to 77°F). [See USP Controlled Room Temperature.]

Sterile Aqueous Injection

Usual Dosage: See Package Insert.

Each mL contains 1 mg hydromorphone hydrochloride, 0.24 mg of lactic acid,

5.40 mg sodium chloride as isotonicity agent, 8.93 mg of sodium lactate as a buffering agent and lactic acid and sodium hydroxide as pH adjusters.

Do not use if solution is discolored or contains a precipitate.

PAA211792

Distributed by Hospira, Inc.
Lake Forest, IL 60045 USA

Hospira

NDC 0409-1283-37

HYDROMORPHONE HCl

Injection, USP

1 mg / mL

For Intravenous, Intramuscular, or Subcutaneous Use



10 NexJect™ 1 mL Single-dose syringes with luer lock Rx only
Needle not included


Protect from light. Opaque covering needed until contents are used.

Store at 20°C to 25°C (68°F to 77°F). [See USP Controlled Room Temperature.]
Sterile Aqueous Injection **Usual Dosage:** See Package Insert.


Each mL contains 1 mg hydromorphone hydrochloride, 0.24 mg of lactic acid, 5.40 mg of sodium chloride as isotonicity agent, 8.93 mg of sodium lactate as a buffering agent and lactic acid and sodium hydroxide as pH adjusters.

Do not use if solution is discolored or contains a precipitate.

 PAA211792 Distributed by Hospira, Inc.
Lake Forest, IL 60045 USA 



GTIN 10304091283371
SN #####
LOT AA####
EXP YYYY/MM

HYDROMORPHONE HCl  NDC 0409-1283-37
Injection, USP **10 NexJect™**
1 mg / mL 1 mL Single-dose
syringes with luer lock

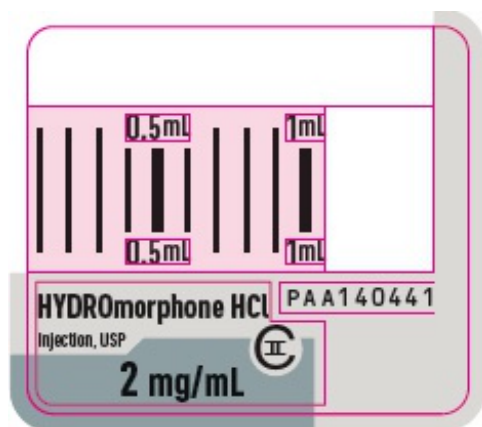
PRINCIPAL DISPLAY PANEL - 2 mg/mL Syringe Label

HYDROmorphone HCl
Injection, USP

PAA140441

CII

2 mg/mL



PRINCIPAL DISPLAY PANEL - 2 mg/mL Syringe Label - 1312

TWIST & PULL

Tamper Seal

NDC 0409-1312-16

CII

HYDROmorphone HCl
Injection, USP

2 mg/mL

Intravenous, Intramuscular,
or Subcutaneous Use

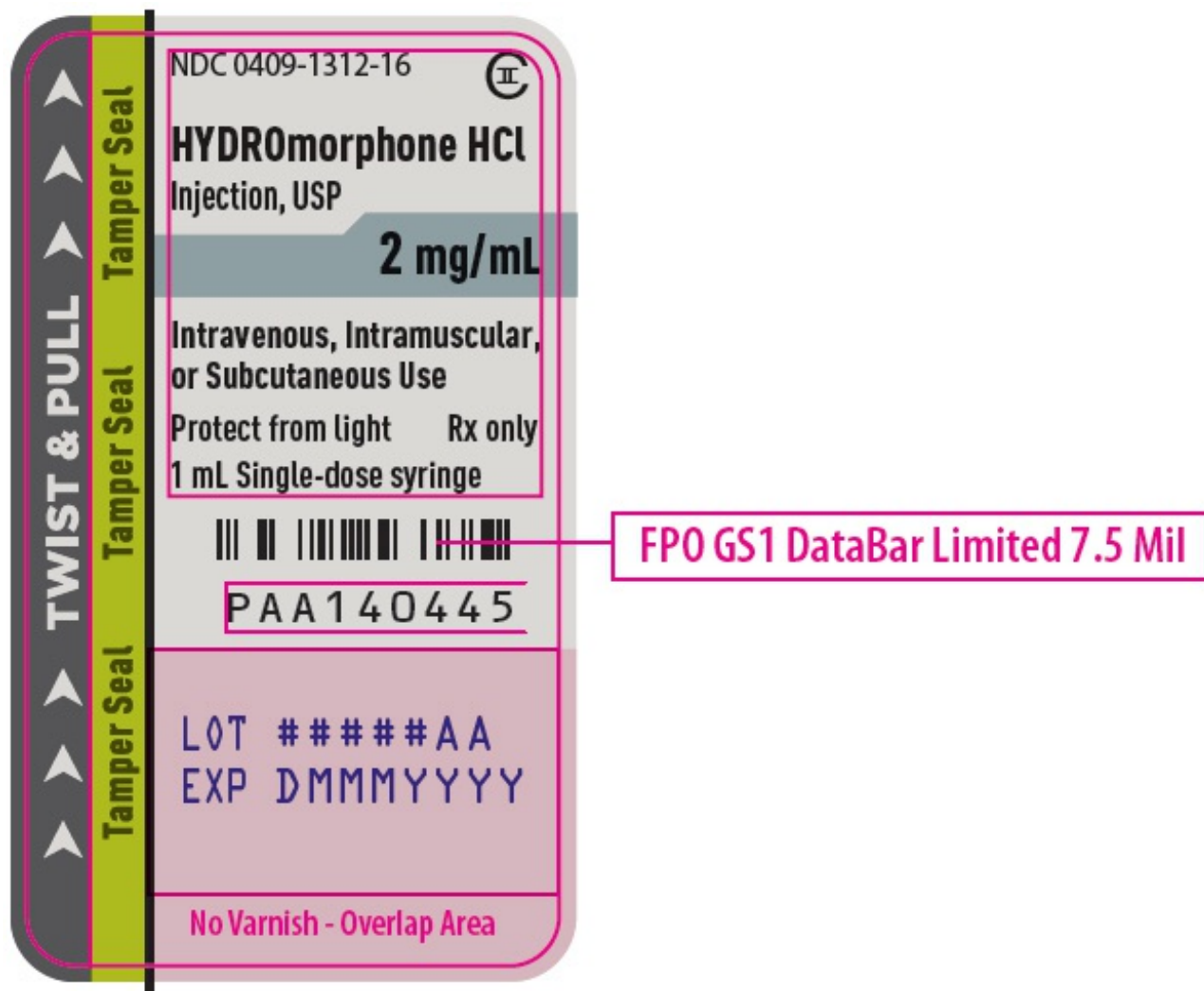
Protect from light
Rx only

1 mL Single-dose syringe

PAA140445

LOT #####AA

EXP DMMMYYYY



PRINCIPAL DISPLAY PANEL - 2 mg/mL Syringe Cello Pack Label

NDC 0409-1312-36

HYDROmorphine HCl
Injection, USP

CII

2 mg / mL

For Intravenous, Intramuscular, or Subcutaneous Use

10 NexJect™ 1 mL Single-dose syringes with luer lock
Rx only

Needle not included

Protect from light. Opaque covering needed until contents are used.

Store at 20°C to 25°C (68°F to 77°F). [See USP Controlled Room Temperature.]

Sterile Aqueous Injection

Usual Dosage: See Package Insert.

Each mL contains 2 mg hydromorphone hydrochloride, 0.24 mg of lactic acid,

5.40 mg sodium chloride as isotonicity agent, 8.93 mg of sodium lactate as a buffering agent and lactic acid and sodium hydroxide as pH adjusters.

Do not use if solution is discolored or contains a precipitate.

PAA211791

Distributed by Hospira, Inc.
Lake Forest, IL 60045 USA

Hospira

NDC 0409-1312-36

HYDROmorphine HCl 

Injection, USP

2 mg / mL

For Intravenous, Intramuscular, or Subcutaneous Use

10 NexJect™ 1 mL Single-dose syringes with luer lock Rx only

Needle not included

Protect from light. Opaque covering needed until contents are used.

Store at 20°C to 25°C (68°F to 77°F). [See USP Controlled Room Temperature.]

Sterile Aqueous Injection Usual Dosage: See Package Insert.

Each mL contains 2 mg hydromorphone hydrochloride, 0.24 mg of lactic acid, 5.40 mg of sodium chloride as isotonicity agent, 8.93 mg of sodium lactate as a buffering agent and lactic acid and sodium hydroxide as pH adjusters.

Do not use if solution is discolored or contains a precipitate.


001310304091312361

PAA211791

Distributed by Hospira, Inc.
Lake Forest, IL 60045 USA 

GS1 Data
Matrix

GTIN 10304091312361
SN *****
LOT AA####
EXP YYYY/MM



HYDROmorphine HCl 

Injection, USP

2 mg / mL

NDC 0409-1312-36
10 NexJect™
1 mL Single-dose
syringes with luer lock

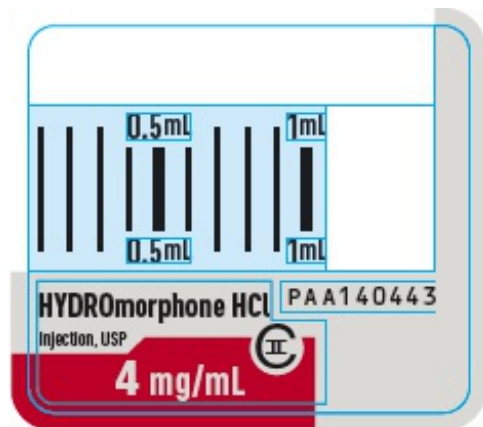
PRINCIPAL DISPLAY PANEL - 4 mg/mL Syringe Label

HYDROmorphone HCl
Injection, USP

PAA140443

CII

4 mg/mL



PRINCIPAL DISPLAY PANEL - 4 mg/mL Syringe Label - 1380

TWIST & PULL

Tamper Seal

NDC 0409-1380-11

CII

HYDROmorphone HCl
Injection, USP

4 mg/mL

Intravenous, Intramuscular,
or Subcutaneous Use

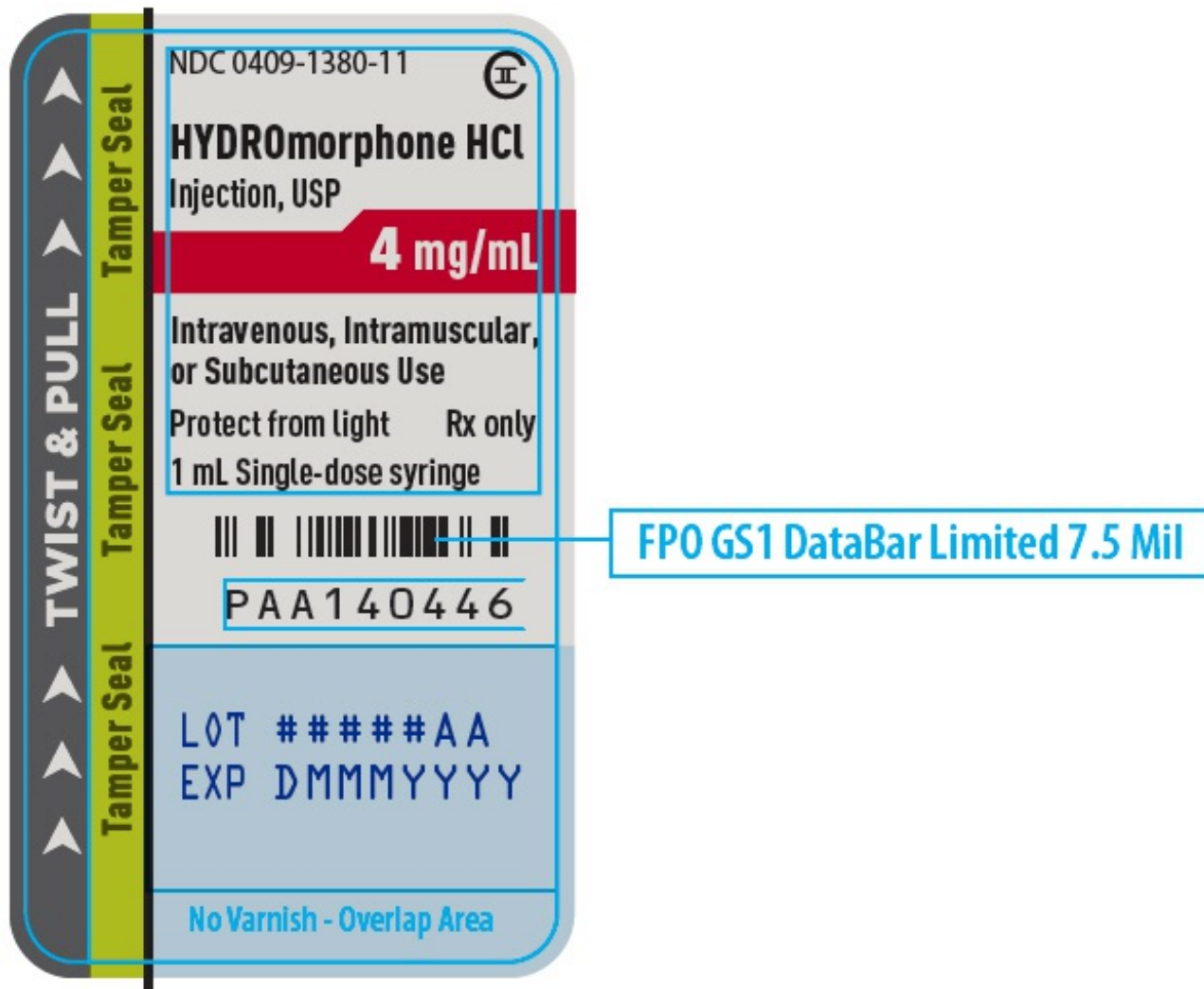
Protect from light
Rx only

1 mL Single-dose syringe

PAA140446

LOT #####AA

EXP DMMMYYYY



PRINCIPAL DISPLAY PANEL - 4 mg/mL Syringe Cello Pack Label

NDC 0409-1380-01

HYDROmorphine HCl
Injection, USP

CII

4 mg / mL

For Intravenous, Intramuscular, or Subcutaneous Use

10 NexJect™ 1 mL Single-dose syringes with luer lock
Rx only

Needle not included

Protect from light. Opaque covering needed until contents are used.

Store at 20°C to 25°C (68°F to 77°F). [See USP Controlled Room Temperature.]

Sterile Aqueous Injection

Usual Dosage: See Package Insert.

Each mL contains 4 mg hydromorphone hydrochloride, 0.24 mg of lactic acid,

5.40 mg sodium chloride as isotonicity agent, 8.93 mg of sodium lactate as a buffering agent and lactic acid and sodium hydroxide as pH adjusters.

Do not use if solution is discolored or contains a precipitate.

PAA211660

Distributed by Hospira, Inc.
Lake Forest, IL 60045 USA

Hospira

NDC 0409-1380-01

HYDROmorphine HCl

Injection, USP

4 mg / mL

For Intravenous, Intramuscular, or Subcutaneous Use

10 NexJect™ 1 mL Single-dose syringes with luer lock Rx only
Needle not included



Protect from light. Opaque covering needed until contents are used.


Store at 20°C to 25°C (68°F to 77°F). [See USP Controlled Room Temperature.]


Sterile Aqueous Injection Usual Dosage: See Package Insert.


Each mL contains 4 mg hydromorphone hydrochloride, 0.24 mg of lactic acid, 5.40 mg of sodium chloride as isotonicity agent, 8.93 mg of sodium lactate as a buffering agent and lactic acid and sodium hydroxide as pH adjusters.

Do not use if solution is discolored or contains a precipitate.

 PAA211660 Distributed by Hospira, Inc.
Lake Forest, IL 60045 USA 

 GTIN 10304091380018
SN *****
LOT AA****
EXP YYYY/MM



HYDROmorphine HCl  NDC 0409-1380-01
Injection, USP **4 mg / mL** **10 NexJect™**
1 mL Single-dose syringes with luer lock

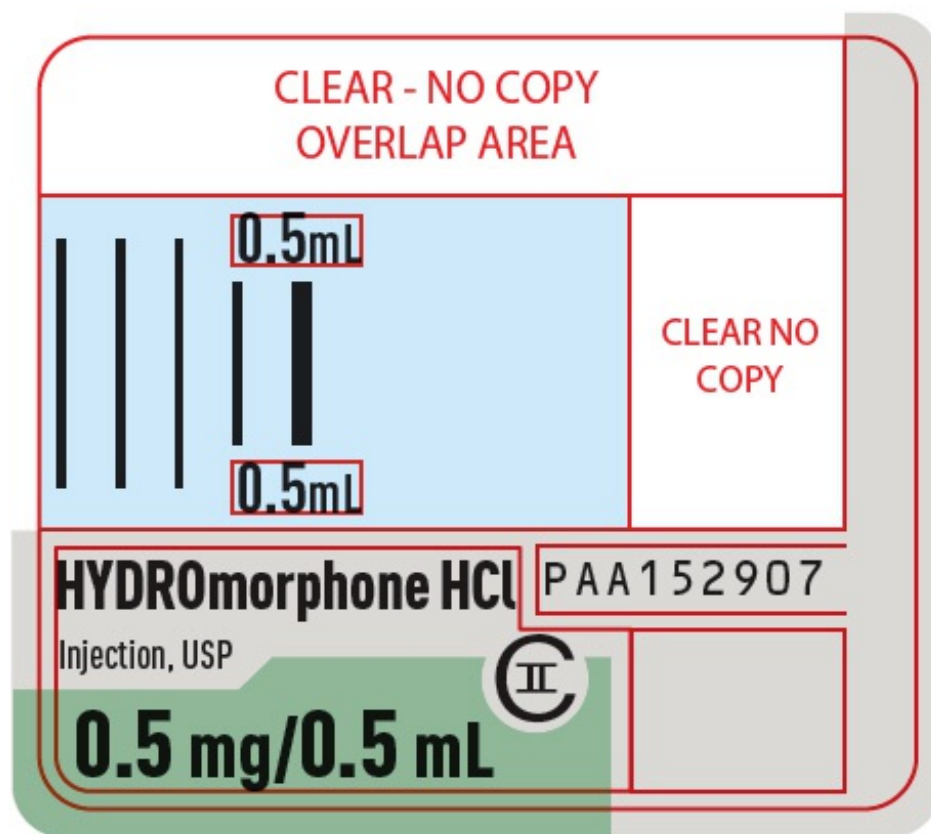
PRINCIPAL DISPLAY PANEL - 0.5 mg/0.5 mL Syringe Label

HYDROmorphone HCl
Injection, USP

PAA152907

CII

0.5 mg/0.5 mL



PRINCIPAL DISPLAY PANEL - 0.5 mg/0.5 mL Syringe Label - 4264

TWIST & PULL

Tamper Seal

NDC 0409-4264-11

CII

HYDROmorphone HCl
Injection, USP

0.5 mg/0.5 mL

Intravenous, Intramuscular,
or Subcutaneous Use

Protect from light

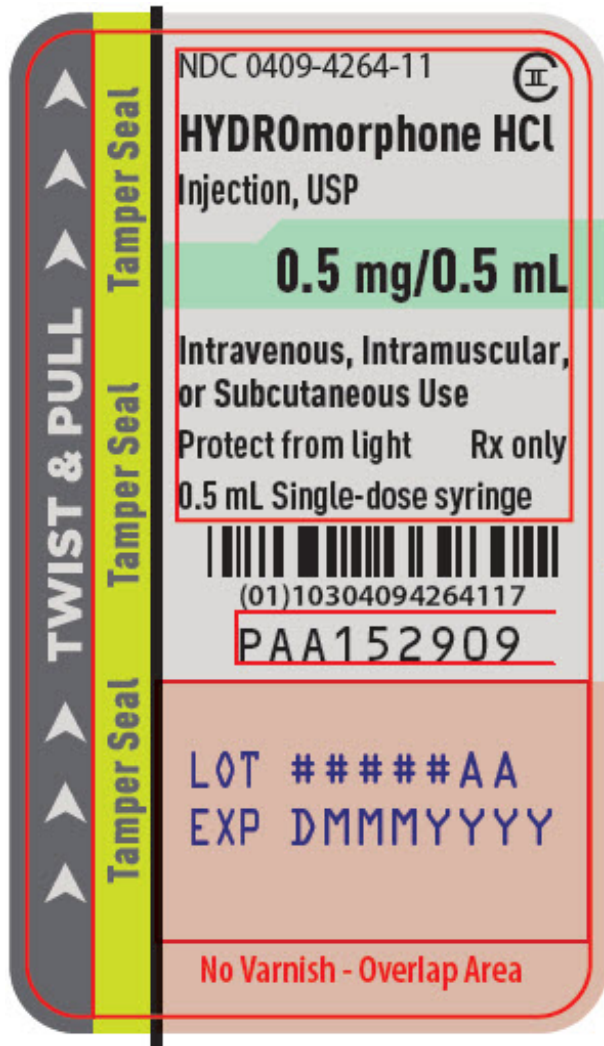
Rx only

0.5 mL Single-dose syringe

PAA152909

LOT #####AA

EXP DMMYYYYY



FP0 GS1 DataBar Limited 8.5 Mil
(01)10304094264117

PRINCIPAL DISPLAY PANEL - 0.5 mg/0.5 mL Syringe Cello Pack Label

NDC 0409-4264-01

HYDROmorphine HCl
Injection, USP

CII

0.5 mg / 0.5 mL

For Intravenous, Intramuscular, or Subcutaneous Use

10 NexJect™ 0.5 mL Single-dose syringes with luer lock
Rx only

Needle not included

Protect from light. Opaque covering needed until contents are used.

Store at 20°C to 25°C (68°F to 77°F). [See USP Controlled Room Temperature.]

Sterile Aqueous Injection

Usual Dosage: See Package Insert.

Each 0.5 mL contains 0.5 mg hydromorphone hydrochloride, 0.12 mg of lactic acid, 2.70 mg sodium chloride as isotonicity agent, 4.47 mg of sodium lactate as a buffering agent and lactic acid and sodium hydroxide as pH adjusters.

Do not use if solution is discolored or contains a precipitate.

PAA211659

Distributed by Hospira, Inc.
Lake Forest, IL 60045 USA

Hospira

NDC 0409-4264-01

HYDROmorphine HCl 

Injection, USP

0.5 mg / 0.5 mL

For Intravenous, Intramuscular, or Subcutaneous Use

10 NexJect™ 0.5 mL Single-dose syringes with luer lock Rx only

Needle not included

Protect from light. Opaque covering needed until contents are used.

Store at 20°C to 25°C (68°F to 77°F). [See USP Controlled Room Temperature.]

Sterile Aqueous Injection

Usual Dosage: See Package Insert.

Each 0.5 mL contains 0.5 mg hydromorphone hydrochloride, 0.12 mg of lactic acid, 2.70 mg of sodium chloride as isotonicity agent, 4.47 mg of sodium lactate as a buffering agent and lactic acid and sodium hydroxide as pH adjusters.

Do not use if solution is discolored or contains a precipitate.



(01)00304094264011

PAA211659

Distributed by Hospira, Inc.
Lake Forest, IL 60045 USA



GS1 Data
Matrix

GTIN 00304094264011

SN #####

LOT AA####

EXP YYYY/MM

HYDROmorphine HCl 

Injection, USP

0.5 mg / 0.5 mL

NDC 0409-4264-01

10 NexJect™

0.5 mL Single-dose
syringes with luer lock

PRINCIPAL DISPLAY PANEL - 0.25 mg/0.5 mL Syringe Label

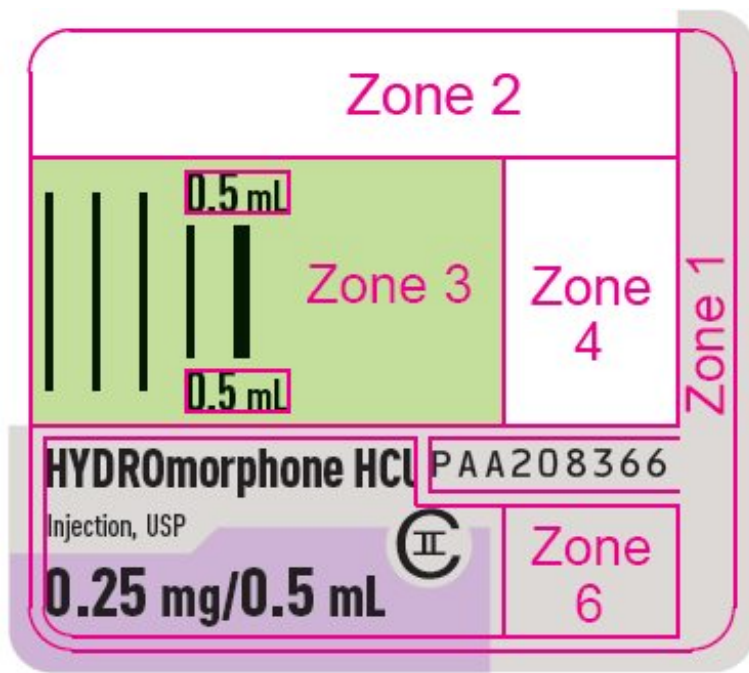
HYDROmorphine HCl

Injection, USP

PAA208366

CII

0.25 mg/0.5 mL



PRINCIPAL DISPLAY PANEL - 0.25 mg/0.5 mL Syringe Label - 1805

TWIST & PULL

Tamper Seal

NDC 0409-1805-10

CII

HYDROmorphone HCl

Injection, USP

0.25 mg/0.5 mL

Intravenous, Intramuscular,
or Subcutaneous Use

Protect from light

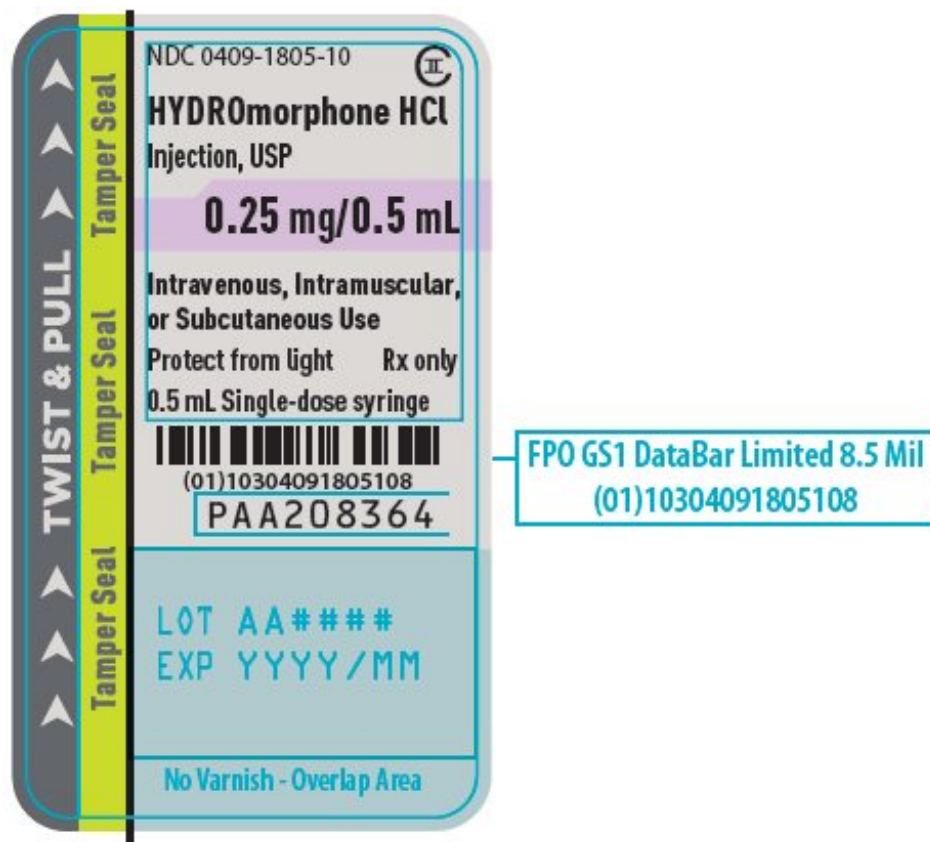
Rx only

0.5 mL Single-dose syringe

PAA208364

LOT AA####

EXP YYYY / MM



PRINCIPAL DISPLAY PANEL - 0.25 mg/0.5 mL Syringe Cello Pack Label

NDC 0409-1805-01

HYDROmorphone HCl
Injection, USP
CII

0.25 mg / 0.5 mL

For Intravenous, Intramuscular, or Subcutaneous Use

10 NexJect™ 0.5 mL Single-dose syringes with luer lock
Rx only

Needle not included

Protect from light. Opaque covering needed until contents are used.

Store at 20°C to 25°C (68°F to 77°F). [See USP Controlled Room Temperature.]

Sterile Aqueous Injection
Usual Dosage: See Package Insert.

Each 0.5 mL contains 0.25 mg hydromorphone hydrochloride, 0.12 mg of lactic acid, 2.70 mg of sodium chloride as isotonicity agent, 4.47 mg of sodium lactate as a buffering agent and lactic acid and sodium hydroxide as pH adjusters.

Do not use if solution is discolored or contains a precipitate.

PAA208365

Distributed by Hospira, Inc.

Lake Forest, IL 60045 USA

Hospira

NDC 0409-1805-01

HYDROmorphone HCl

Injection, USP

0.25 mg / 0.5 mL

For Intravenous, Intramuscular, or Subcutaneous Use

10 NexJect™ 0.5 mL Single-dose syringes with luer lock Rx only
Needle not included

Protect from light. Opaque covering needed until contents are used.

Store at 20°C to 25°C (68°F to 77°F). [See USP Controlled Room Temperature.]
Sterile Aqueous Injection Usual Dosage: See Package Insert.

Each 0.5 mL contains 0.25 mg hydromorphone hydrochloride, 0.12 mg of lactic acid, 2.70 mg of sodium chloride as isotonicity agent, 4.47 mg of sodium lactate as a buffering agent and lactic acid and sodium hydroxide as pH adjusters.
Do not use if solution is discolored or contains a precipitate.



(01)00304091805019

PAA208365

Distributed by Hospira, Inc.
Lake Forest, IL 60045 USA 



GS1 Data Matrix

GTIN 00304091805019
SN *****
LOT AA*****
EXP YYYY/MM

HYDROmorphone HCl 

Injection, USP

0.25 mg / 0.5 mL

10 NexJect™
0.5 mL Single-dose syringes with luer lock

NDC 0409-1805-01

HYDROMORPHONE HYDROCHLORIDE

hydromorphone hydrochloride injection, solution

Product Information

Product Type	HUMAN PRESCRIPTION DRUG	Item Code (Source)	NDC:0409-1283
Route of Administration	INTRAMUSCULAR, INTRAVENOUS, SUBCUTANEOUS	DEA Schedule	CII

Active Ingredient/Active Moiety

Ingredient Name	Basis of Strength	Strength
HYDROMORPHONE HYDROCHLORIDE (UNII: L960UP2KRW) (HYDROMORPHONE - UNII:Q812464R06)	HYDROMORPHONE HYDROCHLORIDE	1 mg in 1 mL

Inactive Ingredients

Ingredient Name	Strength
SODIUM LACTATE (UNII: TU7HW0W0QT)	8.93 mg in 1 mL
SODIUM CHLORIDE (UNII: 451W47IQ8X)	5.40 mg in 1 mL
LACTIC ACID, UNSPECIFIED FORM (UNII: 33X04XA5AT)	0.24 mg in 1 mL
SODIUM HYDROXIDE (UNII: 55X04QC32I)	

Packaging

#	Item Code	Package Description	Marketing Start Date	Marketing End Date
1	NDC:0409-1283-37	10 in 1 CELLO PACK	01/11/2021	
1	NDC:0409-1283-17	1 mL in 1 SYRINGE; Type 2: Prefilled Drug Delivery Device/System (syringe, patch, etc.)		

Marketing Information

Marketing Category	Application Number or Monograph Citation	Marketing Start Date	Marketing End Date
NDA	NDA200403	01/11/2021	

HYDROMORPHONE HYDROCHLORIDE

hydromorphone hydrochloride injection, solution

Product Information

Product Type	HUMAN PRESCRIPTION DRUG	Item Code (Source)	NDC:0409-1312
Route of Administration	INTRAMUSCULAR, INTRAVENOUS, SUBCUTANEOUS	DEA Schedule	CII

Active Ingredient/Active Moiety

Ingredient Name	Basis of Strength	Strength
HYDROMORPHONE HYDROCHLORIDE (UNII: L960UP2KRW) (HYDROMORPHONE - UNII:Q812464R06)	HYDROMORPHONE HYDROCHLORIDE	2 mg in 1 mL

Inactive Ingredients

Ingredient Name	Strength
SODIUM LACTATE (UNII: TU7HW0W0QT)	8.93 mg in 1 mL
SODIUM CHLORIDE (UNII: 451W47IQ8X)	5.40 mg in 1 mL
LACTIC ACID, UNSPECIFIED FORM (UNII: 33X04XA5AT)	0.24 mg in 1 mL
SODIUM HYDROXIDE (UNII: 55X04QC32I)	

Packaging

#	Item Code	Package Description	Marketing Start Date	Marketing End Date
1	NDC:0409-1312-36	10 in 1 CELLO PACK	02/01/2021	
1	NDC:0409-1312-16	1 mL in 1 SYRINGE; Type 2: Prefilled Drug Delivery Device/System (syringe, patch, etc.)		

Marketing Information

Marketing Category	Application Number or Monograph Citation	Marketing Start Date	Marketing End Date
NDA	NDA200403	02/01/2021	

HYDROMORPHONE HYDROCHLORIDE

hydromorphone hydrochloride injection, solution

Product Information

Product Type	HUMAN PRESCRIPTION DRUG	Item Code (Source)	NDC:0409-1380
Route of Administration	INTRAMUSCULAR, INTRAVENOUS, SUBCUTANEOUS	DEA Schedule	CII

Active Ingredient/Active Moiety

Ingredient Name	Basis of Strength	Strength
HYDROMORPHONE HYDROCHLORIDE (UNII: L960UP2KRW) (HYDROMORPHONE - UNII:Q812464R06)	HYDROMORPHONE HYDROCHLORIDE	4 mg in 1 mL

Inactive Ingredients

Ingredient Name	Strength
SODIUM LACTATE (UNII: TU7HW0W0QT)	8.93 mg in 1 mL
SODIUM CHLORIDE (UNII: 451W47IQ8X)	5.40 mg in 1 mL
LACTIC ACID, UNSPECIFIED FORM (UNII: 33X04XA5AT)	0.24 mg in 1 mL
SODIUM HYDROXIDE (UNII: 55X04QC32I)	

Packaging

#	Item Code	Package Description	Marketing Start Date	Marketing End Date
1	NDC:0409-1380-01	10 in 1 CELLO PACK	01/11/2021	01/11/2021
1	NDC:0409-1380-11	1 mL in 1 SYRINGE; Type 2: Prefilled Drug Delivery Device/System (syringe, patch, etc.)		

Marketing Information

Marketing Category	Application Number or Monograph Citation	Marketing Start Date	Marketing End Date
NDA	NDA200403	01/11/2021	01/11/2021

HYDROMORPHONE HYDROCHLORIDE

hydromorphone hydrochloride injection, solution

Product Information

Product Type	HUMAN PRESCRIPTION DRUG	Item Code (Source)	NDC:0409-4264
Route of Administration	INTRAMUSCULAR, INTRAVENOUS, SUBCUTANEOUS	DEA Schedule	CII

Active Ingredient/Active Moiety

Ingredient Name	Basis of Strength	Strength
HYDROMORPHONE HYDROCHLORIDE (UNII: L960UP2KRW) (HYDROMORPHONE - UNII:Q812464R06)	HYDROMORPHONE HYDROCHLORIDE	0.5 mg in 0.5 mL

Inactive Ingredients

Ingredient Name	Strength
SODIUM LACTATE (UNII: TU7HW0W0QT)	4.47 mg in 0.5 mL
SODIUM CHLORIDE (UNII: 451W47IQ8X)	2.70 mg in 0.5 mL
LACTIC ACID, UNSPECIFIED FORM (UNII: 33X04XA5AT)	0.12 mg in 0.5 mL
SODIUM HYDROXIDE (UNII: 55X04QC32I)	

Packaging

#	Item Code	Package Description	Marketing Start Date	Marketing End Date
1	NDC:0409-4264-01	10 in 1 CELLO PACK	05/27/2022	
1	NDC:0409-4264-11	0.5 mL in 1 SYRINGE; Type 2: Prefilled Drug Delivery Device/System (syringe, patch, etc.)		

Marketing Information			
Marketing Category	Application Number or Monograph Citation	Marketing Start Date	Marketing End Date
NDA	NDA200403	05/27/2022	

HYDROMORPHONE HYDROCHLORIDE					
hydromorphone hydrochloride injection, solution					
Product Information					
Product Type	HUMAN PRESCRIPTION DRUG	Item Code (Source)	NDC:0409-1805		
Route of Administration	INTRAMUSCULAR, INTRAVENOUS, SUBCUTANEOUS	DEA Schedule	CII		
Active Ingredient/Active Moiety					
Ingredient Name		Basis of Strength	Strength		
HYDROMORPHONE HYDROCHLORIDE (UNII: L960UP2KRW) (HYDROMORPHONE - UNII:Q812464R06)		HYDROMORPHONE HYDROCHLORIDE	0.25 mg in 0.5 mL		
Inactive Ingredients					
Ingredient Name		Strength			
SODIUM LACTATE (UNII: TU7HW0W0QT)		4.47 mg in 0.5 mL			
SODIUM CHLORIDE (UNII: 451W47IQ8X)		2.70 mg in 0.5 mL			
LACTIC ACID, UNSPECIFIED FORM (UNII: 33X04XA5AT)		0.12 mg in 0.5 mL			
SODIUM HYDROXIDE (UNII: 55X04QC32I)					
Packaging					
#	Item Code	Package Description	Marketing Start Date	Marketing End Date	
1	NDC:0409-1805-01	10 in 1 CELLO PACK	01/29/2024		
1	NDC:0409-1805-10	0.5 mL in 1 SYRINGE; Type 2: Prefilled Drug Delivery Device/System (syringe, patch, etc.)			
Marketing Information					
Marketing Category		Application Number or Monograph Citation		Marketing Start Date	Marketing End Date
NDA		NDA200403		01/29/2024	

Labeler - Hospira, Inc. (141588017)

Establishment

Name	Address	ID/FEI	Business Operations
Hospira, Inc.		030606222	ANALYSIS(0409-1283, 0409-1312, 0409-1380, 0409-4264, 0409-1805) , MANUFACTURE(0409-1283, 0409-1312, 0409-1380, 0409-4264, 0409-1805) , PACK(0409-1283, 0409-1312, 0409-1380, 0409-4264, 0409-1805) , LABEL(0409-1283, 0409-1312, 0409-1380, 0409-4264, 0409-1805)

Establishment			
Name	Address	ID/FEI	Business Operations
Hospira, Inc.		827731089	ANALYSIS(0409-1283, 0409-1312, 0409-1380, 0409-4264, 0409-1805)

Revised: 1/2024

Hospira, Inc.