

HYPERRAB- rabies immune globulin (human) injection, solution

GRIFOLS USA, LLC

HIGHLIGHTS OF PRESCRIBING INFORMATION

These highlights do not include all the information needed to use HYPERRAB safely and effectively. See full prescribing information for HYPERRAB.

HYPERRAB [rabies immune globulin (human)] solution for infiltration and intramuscular injection

Initial U.S. Approval: 1974

INDICATIONS AND USAGE

HYPERRAB[®] is a human rabies immune globulin indicated for postexposure prophylaxis, along with rabies vaccine, for all persons suspected of exposure to rabies. (1)

Limitations of Use

Persons previously immunized with rabies vaccine that have a confirmed adequate rabies antibody titer should receive only vaccine.

For unvaccinated persons, the combination of HYPERRAB and vaccine is recommended for both bite and nonbite exposures regardless of the time interval between exposure and initiation of postexposure prophylaxis.

Beyond 7 days (after the first vaccine dose), HYPERRAB is not indicated since an antibody response to vaccine is presumed to have occurred.

DOSAGE AND ADMINISTRATION

For infiltration and intramuscular use only.

Administer HYPERRAB within 7 days after the first dose of rabies vaccine.

Postexposure prophylaxis, along with rabies vaccine, after suspected exposure to rabies (2.1)	HYPERRAB 20 IU/kg body weight OR 0.0665 mL/kg body weight Single- dose	<ul style="list-style-type: none">• Administer as soon as possible after exposure, preferably at the time of the first rabies vaccine dose.• Infiltrate the full dose of HYPERRAB thoroughly in the area around and into the wound(s), if anatomically feasible.• Inject the remainder, if any, intramuscularly.
---	--	--

DOSAGE FORMS AND STRENGTHS

- 300 IU/mL solution for injection supplied in 1 mL, 3mL and 5 mL single-dose vials. (3)

CONTRAINDICATIONS

- None. (4)

WARNINGS AND PRECAUTIONS

- Severe hypersensitivity reactions, including anaphylaxis, may occur with HYPERRAB. Have epinephrine available immediately to treat any acute severe hypersensitivity reactions. (5.1)
- HYPERRAB is made from human blood, it may carry a risk of transmitting infectious agents, e.g., viruses, the variant Creutzfeldt-Jakob disease (vCJD) agent, and, theoretically, the Creutzfeldt-Jakob

disease (CJD) agent. (5.2)

-----ADVERSE REACTIONS-----

The most common adverse reactions in >5% of subjects in clinical trials were injection site pain, headache, injection site nodule, abdominal pain, diarrhea, flatulence, nasal congestion, and oropharyngeal pain. (6.1)

To report SUSPECTED ADVERSE REACTIONS, contact Grifols Therapeutics LLC at 1-800-520-2807 or FDA at 1-800-FDA-1088 or www.fda.gov/medwatch.

-----DRUG INTERACTIONS-----

- Repeated dosing after administration of rabies vaccine may suppress the immune response to the vaccine. (7)
- Defer live vaccine (measles, mumps, rubella) administration for 4 months. (7)

See 17 for PATIENT COUNSELING INFORMATION.

Revised: 8/2022

FULL PRESCRIBING INFORMATION: CONTENTS*

1 INDICATIONS AND USAGE

2 DOSAGE AND ADMINISTRATION

2.1 Dose

2.2 Preparation

2.3 Administration

3 DOSAGE FORMS AND STRENGTHS

4 CONTRAINDICATIONS

5 WARNINGS AND PRECAUTIONS

5.1 Hypersensitivity Reactions

5.2 Transmissible Infectious Agents

6 ADVERSE REACTIONS

6.1 Clinical Trials Experience

6.2 Postmarketing Experience

7 DRUG INTERACTIONS

8 USE IN SPECIFIC POPULATIONS

8.1 Pregnancy

8.2 Lactation

8.4 Pediatric Use

8.5 Geriatric Use

10 OVERDOSAGE

11 DESCRIPTION

12 CLINICAL PHARMACOLOGY

12.1 Mechanism of Action

12.2 Pharmacodynamics

12.3 Pharmacokinetics

14 CLINICAL STUDIES

15 REFERENCES

16 HOW SUPPLIED/STORAGE AND HANDLING

17 PATIENT COUNSELING INFORMATION

* Sections or subsections omitted from the full prescribing information are not listed.

FULL PRESCRIBING INFORMATION

1 INDICATIONS AND USAGE

HYPERRAB is a human rabies immune globulin indicated for postexposure prophylaxis, along with rabies vaccine, for all persons suspected of exposure to rabies.

Limitations of Use

Persons who have been previously immunized with rabies vaccine and have a confirmed adequate rabies antibody titer should receive only vaccine.(1-3)

For unvaccinated persons, the combination of HYPERRAB and vaccine is recommended for both bite and nonbite exposures regardless of the time interval between exposure and initiation of postexposure prophylaxis.(1-3)

Beyond 7 days (after the first vaccine dose), HYPERRAB is not indicated since an antibody response to vaccine is presumed to have occurred.

2 DOSAGE AND ADMINISTRATION

For infiltration and intramuscular use only.

The strength of HYPERRAB is 300 IU/mL.

2.1 Dose

Use HYPERRAB in combination with rabies vaccine series to be effective. Do not use HYPERRAB alone for prevention.

Administer HYPERRAB within 7 days after the first dose of rabies vaccine.

Rabies Postexposure Prophylaxis Schedule*

Vaccination Status	Treatment	Regimen[†]
Not previously vaccinated	Wound cleansing	<ul style="list-style-type: none">• Cleanse all wounds immediately and thoroughly with soap and water.• Irrigate the wounds with a virucidal agent such as a povidone-iodine solution, if available.
	HYPERRAB 20 IU/kg body weight	<ul style="list-style-type: none">• Administer HYPERRAB as soon as possible after exposure, preferably at the time of the first vaccine dose.• Infiltrate the full dose of HYPERRAB thoroughly in

	<p>OR</p> <p>0.0665 mL/kg body weight</p> <p>Single-dose</p>	<p>the area around and into the wound(s), if anatomically feasible. [see <i>Dosage and Administration (2.3)</i>]</p> <ul style="list-style-type: none"> Inject the remainder, if any, intramuscularly at an anatomical site distant from the site of vaccine administration. [see <i>Dosage and Administration (2.3)</i>] Do not exceed the recommended dose of HYPERRAB, otherwise the active production of rabies antibody may be partially suppressed. [see <i>Drug Interactions (7)</i>] Use separate syringes, needles, and anatomical injection sites for HYPERRAB and for rabies vaccine.
	Rabies Vaccine	<ul style="list-style-type: none"> Administer rabies vaccine on day 0[‡] Complete a rabies vaccination series for previously unvaccinated persons.[†]
Previously vaccinated [§]	Wound cleansing	<ul style="list-style-type: none"> Cleanse all wounds immediately and thoroughly with soap and water. Irrigate the wounds with a virucidal agent such as a povidone-iodine solution, if available.
	HYPERRAB	<ul style="list-style-type: none"> Do not administer HYPERRAB. [see <i>Indications and Usage (1)</i>]
	Rabies Vaccine	<ul style="list-style-type: none"> Administer rabies vaccine on day 0[‡]. Complete a rabies vaccination series for previously vaccinated persons.[†]
<p>* Adapted from reference 1.</p> <p>† These regimens are applicable for all age groups, including children.</p> <p>‡ Day 0 is the day the first dose of vaccine is administered. Refer to vaccine manufacturer's instructions or to the recommendations of the Advisory Committee on Immunization Practices (ACIP)(1-3) for appropriate rabies vaccine formulations, schedules and dosages.</p> <p>§ Any person with a history of rabies vaccination and a documented history of antibody response to the prior vaccination.</p>		

2.2 Preparation

- Calculate the volume of HYPERRAB for the recommended dose of 20 IU/kg.
- Ensure the correct strength is used for the calculation. HYPERRAB is formulated with a strength of 300 IU/mL. The predecessor product, HYPERRAB[®] S/D [rabies immune globulin (human)] was formulated at 150 IU/mL. The volume required of HYPERRAB

(300 IU/mL) to achieve the recommended dose of 20 IU/kg is approximately one half of that required for the previous HYPERRAB S/D (150 IU/mL).

- Visually inspect parenteral drug products for particulate matter and discoloration prior to administration, whenever solution and container permit. HYPERRAB is a clear or slightly opalescent, and colorless or pale yellow sterile solution.
- Do not use HYPERRAB if the product shows any sign of tampering. Notify Grifols Therapeutics LLC immediately [1-800-520-2807].
- Do not freeze. Do not use any solution that has been frozen.
- Discard unused portion.

2.3 Administration

- Administer HYPERRAB at the time of the first vaccine dose (day 0), but no later than day 7.(1-3)
- Infiltrate the full dose of HYPERRAB in the area around the wound, if anatomically feasible. Dilute HYPERRAB with an equal volume of dextrose, 5% (D5W), if additional volume is needed to infiltrate the entire wound. Do not dilute with normal saline.
- Inject the remainder, if any, of the HYPERRAB dose intramuscularly into the deltoid muscle of the upper arm or into the lateral thigh muscle, and distant from the site of vaccine administration.
- Do not administer HYPERRAB in the same syringe or needle or in the same anatomic site as vaccine.

3 DOSAGE FORMS AND STRENGTHS

HYPERRAB is a sterile, 300 IU/mL solution for injection supplied in 1 mL, 3 mL and 5 mL single-dose vials. The 1 mL vial is sufficient for a child weighing 15 kg. The 3 mL vial is sufficient for a person weighing 45 kg. The 5 mL vial is sufficient for an adult weighing 75 kg.

HYPERRAB is standardized against the U.S. Standard Rabies Immune Globulin to contain a potency of ≥ 300 IU/mL. The U.S. unit of potency is equivalent to the international unit (IU) for rabies antibody.

4 CONTRAINDICATIONS

None.

5 WARNINGS AND PRECAUTIONS

5.1 Hypersensitivity Reactions

Severe hypersensitivity reactions may occur with HYPERRAB. Patients with a history of prior systemic allergic reactions to human immunoglobulin preparations are at a greater risk of developing severe hypersensitivity and anaphylactic reactions. Have epinephrine available for treatment of acute allergic symptoms, should they occur.

Patients with isolated immunoglobulin A (IgA) deficiency may develop severe hypersensitivity reactions to HYPERRAB, or subsequently, to the administration of blood products that contain IgA.(4)

5.2 Transmissible Infectious Agents

HYPERRAB is made from human blood and may carry a risk of transmitting infectious agents, e.g., viruses, the variant Creutzfeldt-Jakob disease (vCJD) agent, and, theoretically, the Creutzfeldt-Jakob disease (CJD) agent. HYPERRAB is purified from human plasma obtained from healthy donors. When medicinal biological products are administered, infectious diseases due to transmission of pathogens cannot be totally excluded. However, in the case of products prepared from human plasma, the risk of transmission of pathogens is reduced by: (1) epidemiological controls on the donor population and selection of individual donors by a medical interview and screening of individual donations and plasma pools for viral infection markers; (2) testing of plasma for hepatitis C virus (HCV), human immunodeficiency virus (HIV), hepatitis B virus (HBV), HAV and human parvovirus (B19V) genomic material; and (3) manufacturing procedures with demonstrated capacity to inactivate/remove pathogens.

ALL infections thought by a physician possibly to have been transmitted by this product should be reported by the physician or other healthcare provider to Grifols Therapeutics LLC [1-800-520-2807].

6 ADVERSE REACTIONS

The most common adverse reactions in >5% of subjects during clinical trials were injection site pain, headache, injection site nodule, abdominal pain, diarrhea, flatulence, nasal congestion, and oropharyngeal pain.

6.1 Clinical Trials Experience

Because clinical trials are conducted under widely varying conditions, adverse reaction rates observed in the clinical trials of a drug cannot be directly compared to rates in the clinical trials of another drug and may not reflect the rates observed in practice.

The new formulation for HYPERRAB is manufactured using caprylate/chromatography purification and has a rabies antibody concentration of 300 IU/mL. The previous formulation, HYPERRAB S/D, was manufactured using a solvent detergent process and had a rabies antibody concentration of 150 IU/mL. These products were evaluated in 2 clinical trials in a total of 20 healthy subjects using a 20 IU/kg single-dose. The initial study evaluated the original 150 IU/mL HYPERRAB S/D in 8 subjects and the second study evaluated HYPERRAB in 12 subjects. The original study of HYPERRAB S/D reported headache (1/8; 13%).

In the study with HYPERRAB at 300 IU/mL, 5 subjects (5/12; 42%) experienced at least 1 adverse reaction. These were: injection site pain (4/12; 33%), injection site nodule (1/12; 8%), abdominal pain (1/12; 8%), diarrhea (1/12; 8%), flatulence (1/12; 8%), headache (1/12; 8%), nasal congestion (1/12; 8%), and oropharyngeal pain (1/12; 8%).

6.2 Postmarketing Experience

There are no data on the postmarketing use of HYPERRAB (300 IU/mL). The following adverse reactions have been identified during post approval use of the predecessor formulation, HYPERRAB S/D. Because these reactions are reported voluntarily from a population of uncertain size, it is not always possible to reliably estimate their frequency or establish a causal relationship to drug exposure.

Among patients treated with HYPERRAB S/D, cases of allergic/hypersensitivity reactions including anaphylaxis have been reported. Soreness at the site of injection (injection site pain) may be observed following intramuscular injection of immune globulins. Sensitization to repeated injections has occurred occasionally in immunoglobulin-deficient patients.

The following have been identified as the most frequently reported post-marketing adverse reactions:

Immune system disorder	Anaphylactic reaction*, hypersensitivity*
Nervous system disorders	Hypoesthesia
Gastrointestinal disorders	Nausea
Musculoskeletal and connective tissue disorders	Arthralgia, myalgia, pain in extremity
* These reactions have been manifested by dizziness, paresthesia, rash, flushing, dyspnea, tachypnea, oropharyngeal pain, hyperhidrosis, and erythema.	

7 DRUG INTERACTIONS

- Do not administer repeated doses of HYPERRAB once vaccine treatment has been initiated as this could prevent the full expression of active immunity expected from the rabies vaccine.(1)
- Other antibodies in the HYPERRAB preparation may interfere with the response to live vaccines such as measles, mumps, polio or rubella. Defer immunization with live vaccines for 4 months after HYPERRAB administration.(5)

8 USE IN SPECIFIC POPULATIONS

8.1 Pregnancy

Risk Summary

There are no data with HYPERRAB use in pregnant women to inform a drug-associated risk. Animal reproduction studies have not been conducted with HYPERRAB. It is not known whether HYPERRAB can cause fetal harm when administered to a pregnant woman or can affect reproduction capacity. HYPERRAB should be given to a pregnant woman only if clearly needed. In the U.S. general population, the estimated background risk of major birth defect and miscarriage in clinically recognized pregnancies is 2-4% and 15-20%, respectively.

8.2 Lactation

Risk Summary

There is no information regarding the presence of HYPERRAB in human milk, the effect on the breastfed infant, or the effects on milk production. The developmental and health benefits of breastfeeding should be considered along with the mother's clinical need for HYPERRAB and any potential adverse effects on the breastfed infant from HYPERRAB.

8.4 Pediatric Use

Safety and effectiveness in the pediatric population have not been established.

8.5 Geriatric Use

Safety and effectiveness in geriatric population have not been established.

10 OVERDOSAGE

Because rabies immune globulin (human) may partially suppress active production of antibody in response to the rabies vaccine, do not give more than the recommended dose of rabies immune globulin (human).(1)

11 DESCRIPTION

HYPERRAB is a clear or slightly opalescent, and colorless or pale yellow sterile solution of human antirabies immune globulin for infiltration and intramuscular administration. HYPERRAB is provided in a single-dose vial and contains no preservative. HYPERRAB is prepared from pools of human plasma collected from healthy donors (hyperimmunized with rabies vaccine) by a combination of cold ethanol fractionation, caprylate precipitation and filtration, caprylate incubation, anion-exchange chromatography, nanofiltration and low pH incubation. HYPERRAB consists of 15 to 18% protein at pH 4.1 to 4.8 in 0.16 to 0.26 M glycine. The product is standardized against the U.S. Standard Rabies Immune Globulin to contain a potency value of not less than 300 IU/mL. The U.S. unit of potency is equivalent to the international unit (IU) for rabies antibody.

When medicinal biological products are administered, infectious diseases due to transmission of pathogens cannot be totally excluded. However, in the case of products prepared from human plasma, the risk of transmission of pathogens is reduced by epidemiological surveillance of the donor population and selection of individual donors by medical interview; testing of individual donations and plasma pools; and the presence in the manufacturing processes of steps with demonstrated capacity to inactivate/remove pathogens.

In the manufacturing process of HYPERRAB, there are several steps with the capacity for virus inactivation or removal.(6) The main steps of the manufacturing process that contribute to the virus clearance capacity are as follows:

- Caprylate precipitation/depth filtration
- Caprylate incubation
- Depth filtration
- Column chromatography
- Nanofiltration
- Low pH final container incubation

To provide additional assurance of the pathogen safety of the final product, the capacity of the HYPERRAB manufacturing process to remove and/or inactivate viruses has been demonstrated by laboratory spiking studies on a scaled down process model using a wide range of viruses with diverse physicochemical properties.

The combination of all of the above mentioned measures provides the final product with a high margin of safety from the potential risk of transmission of infectious viruses.

The caprylate/chromatography manufacturing process was also investigated for its capacity to decrease the infectivity of an experimental agent of transmissible spongiform encephalopathy (TSE), considered as a model for the variant Creutzfeldt-Jakob disease (vCJD), and Creutzfeldt-Jakob disease (CJD) agents.(6) These studies provide reasonable assurance that low levels of vCJD/CJD agent infectivity, if present in the starting material, would be removed by the caprylate/chromatography manufacturing process.

12 CLINICAL PHARMACOLOGY

12.1 Mechanism of Action

HYPERRAB provides immediate, passive, rabies virus neutralizing antibody coverage until the previously unvaccinated patient responds to rabies vaccine by actively producing antibodies.(1)

12.2 Pharmacodynamics

The usefulness of prophylactic rabies antibody in preventing rabies in humans when administered immediately after exposure was dramatically demonstrated in a group of persons bitten by a rabid wolf in Iran.(7,8) Similarly, beneficial results were later reported from the U.S.S.R.(9) Studies coordinated by WHO (World Health Organization) helped determine the optimal conditions under which antirabies serum of equine origin and rabies vaccine can be used in man.(10-13) These studies showed that antirabies serum can interfere to a variable extent with the active immunity induced by the vaccine, but could be minimized by booster doses of vaccine after the end of the usual dosage series.

Preparation of rabies immune globulin of human origin with adequate potency was reported by Cabasso et al.(14) In carefully controlled clinical studies, this globulin was used in conjunction with rabies vaccine of duck-embryo origin (DEV).(14,15) These studies determined that a human globulin dose of 20 IU/kg of rabies antibody, given simultaneously with the first DEV dose, resulted in amply detectable levels of passive rabies antibody 24 hours after injection in all recipients. The injections produced minimal, if any, interference with the subject's endogenous antibody response to DEV.

Subsequently, human diploid cell rabies vaccines (HDCV) prepared from tissue culture fluids containing rabies virus have received substantial clinical evaluation in Europe and the United States.14-22 In a study in adult volunteers, the administration of rabies immune globulin (human) did not interfere with antibody formation induced by HDCV when given in a dose of 20 IU per kilogram body weight simultaneously with the first dose of vaccine.(21)

12.3 Pharmacokinetics

In a clinical study of 12 healthy human subjects receiving a 20 IU/kg intramuscular dose of HYPERRAB detectable passive rabies neutralizing antibody was present by 24 hours and persisted through the 21 day follow-up evaluation period. Figure 1 shows the mean levels of rabies virus antibodies in IU/mL across the 21 day evaluation period and indicates that the titer remains stable during this period. This level of passive rabies neutralizing antibody is similar to that reported in the literature for administration of human rabies immune globulin, and is clinically important because it provides interim protection until the host immune response to rabies vaccine produces definitive protective titers of neutralizing rabies antibody (therefore the rabies vaccine series is also essential).(23-24)

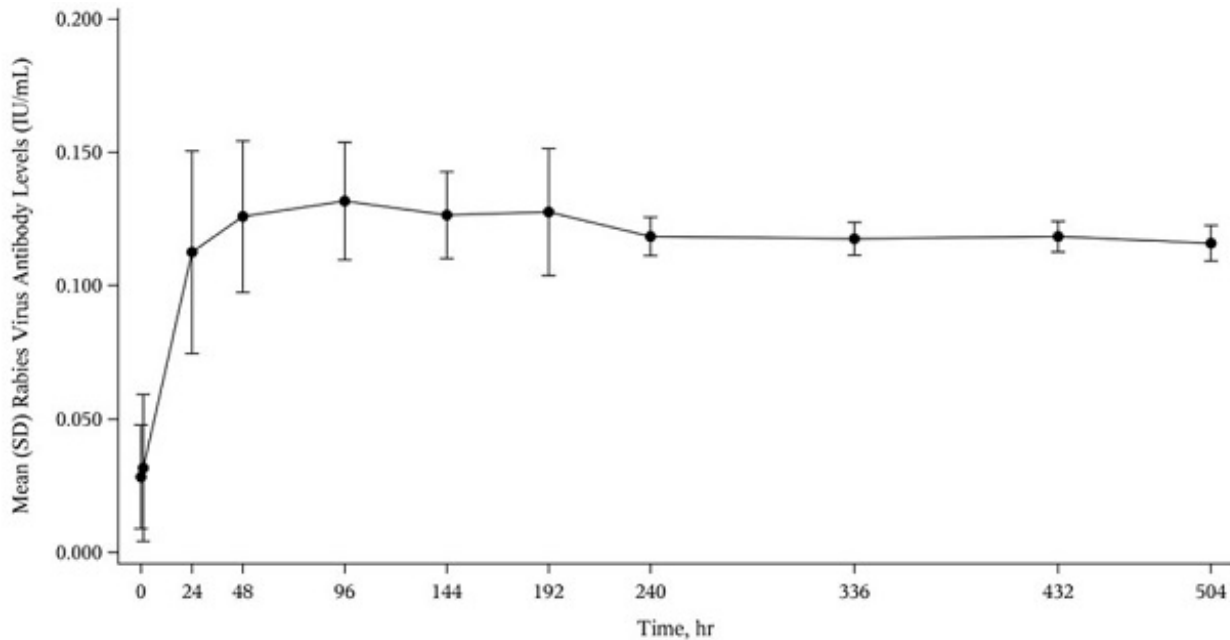


Figure 1: Mean (Standard Deviation) Rabies Virus Neutralizing Antibody Levels (IU/mL) versus Time following a Single 20 IU/kg Dose of HYPERRAB® (300 IU/mL) by Intramuscular Injection

The previous formulation, HYPERRAB S/D, was studied in 8 healthy subjects over 21 days. As with the new formulation, rabies neutralizing antibody was present by 24 hours and persisted through the 21 day follow up period (Figure 2).

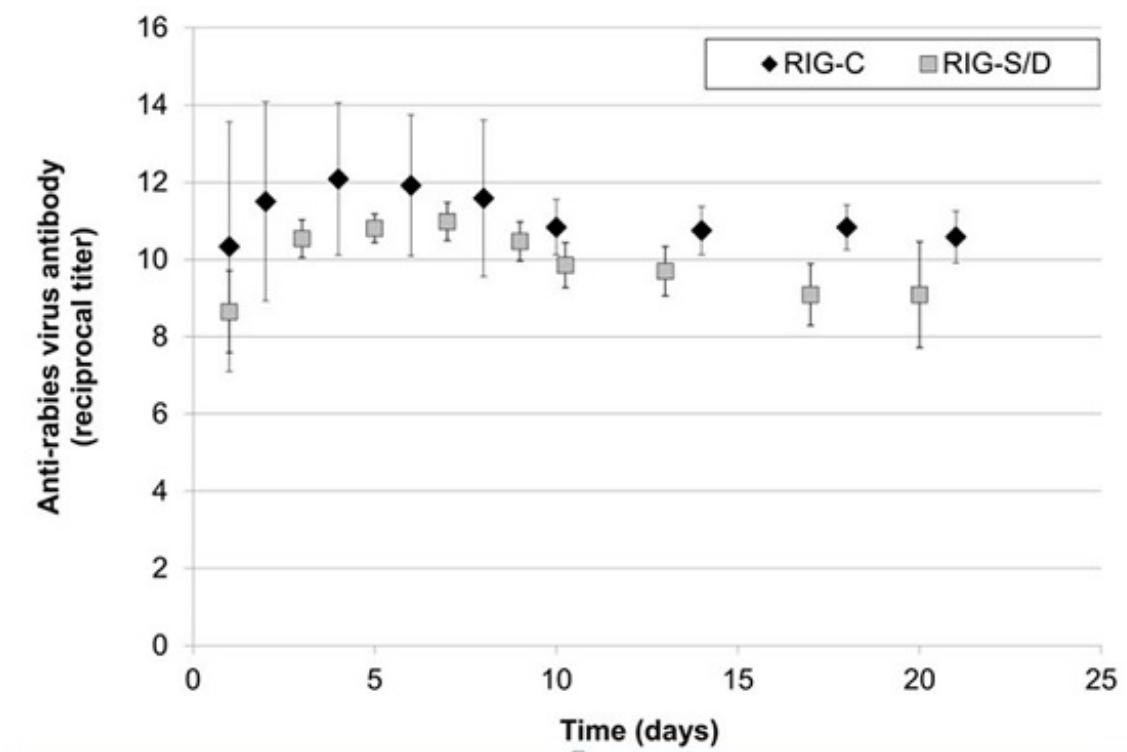


Figure 2: Reciprocal of Anti-Rabies Virus Neutralizing Antibody Titer Following a Single 20 IU/kg Dose of HYPERRAB® (300 IU/mL; RIG-C) or HYPERRAB® S/D (150 IU/mL; RIG-S/D) Product (mean [standard deviation])

14 CLINICAL STUDIES

HYPERRAB was administered to a total of 20 healthy adult subjects in two clinical trials. [see *Clinical Pharmacology* (12.3)] A single intramuscular dose of 20 IU/kg HYPERRAB (12 subjects) or HYPERRAB S/D (8 subjects) was administered and rabies neutralizing antibody titers were monitored in serum for 21 days. Administration of both HYPERRAB formulations resulted in detectable titers of neutralizing antibodies to the rabies virus that persisted throughout the 21 day study period (Figure 2).

15 REFERENCES

1. Centers for Disease Control and Prevention. Human rabies prevention — United States, 2008: Recommendations of the Advisory Committee on Immunization Practices. MMWR. 2008;57(RR03):1-26, 28.
2. World Health Organization. WHO Expert Consultation on Rabies: Second report. 2013. WHO technical report series, No. 982.
3. Centers for Disease Control and Prevention. Use of a reduced (4-dose) vaccine schedule for postexposure prophylaxis to prevent human rabies. Recommendations of the Advisory Committee on Immunization Practices. MMWR. 2010;59(RR02):1-9. Erratum in: MMWR 2010;59(16):493.
4. Fudenberg HH. Sensitization to immunoglobulins and hazards of gamma globulin therapy. In: Merler E (editor). Immunoglobulins: biologic aspects and clinical uses.

Washington, DC: National Academy of Science; 1970, p. 211-20.

5. Centers for Disease Control and Prevention. General recommendations on immunization: Recommendations of the Advisory Committee on Immunization Practices (ACIP). MMWR. 2011;60(RR02):1-61. Erratum in: MMWR. 2011;60(29):993.
6. Barnette D, Roth NJ, Hotta J, et al. Pathogen safety profile of a 10% IgG preparation manufactured using a depth filtration-modified process. Biologicals. 2012;40:247-53.
7. Baltazard M, Bahmanyar M, Ghodssi M, et al. Essai pratique du sérum antirabique chez les mordus par loups enragés. [Practical test of anti-rabies serum in bites by rabid wolves]. Bull WHO. 1955;13:747-72.
8. Habel K, Koprowski H. Laboratory data supporting the clinical trial of antirabies serum in persons bitten by a rabid wolf. Bull WHO. 1955;13:773-9.
9. Selimov M, Boltucij L, Semenova E, et al. [The use of antirabies gamma globulin in subjects severely bitten by rabid wolves or other animals.] J Hyg Epidemiol Microbiol Immunol (Praha). 1959;3:168-80.
10. Atanasiu P, Bahmanyar M, Baltazard M, et al. Rabies neutralizing antibody response to different schedules of serum and vaccine inoculations in non-exposed persons. Bull WHO. 1956;14:593-611.
11. Atanasiu P, Bahmanyar M, Baltazard M, et al. Rabies neutralizing antibody response to different schedules of serum and vaccine inoculations in non-exposed persons: Part II. Bull WHO. 1957;17:911-32.
12. Atanasiu P, Cannon DA, Dean DJ, et al. Rabies neutralizing antibody response to different schedules of serum and vaccine inoculations in non-exposed persons: Part 3. Bull WHO. 1961;25:103-14.
13. Atanasiu P, Dean DJ, Habel K, et al. Rabies neutralizing antibody response to different schedules of serum and vaccine inoculations in non-exposed persons: Part 4. Bull WHO. 1967;36:361-5.
14. Cabasso VJ, Loofbourow JC, Roby RE, et al. Rabies immune globulin of human origin: preparation and dosage determination in non-exposed volunteer subjects. Bull WHO. 1971;45:303-15.
15. Loofbourow JC, Cabasso VJ, Roby RE, et al. Rabies immune globulin (human): clinical trials and dose determination. JAMA. 1971;217(13):1825-31.
16. Plotkin SA. New rabies vaccine halts disease — without severe reactions. Mod Med. 1977;45(20):45-8.
17. Plotkin SA, Wiktor TJ, Koprowski H, et al. Immunization schedules for the new human diploid cell vaccine against rabies. Am J Epidemiol. 1976;103(1):75-80.

18. Hafkin B, Hattwick MA, Smith JS, et al. A comparison of a WI-38 vaccine and duck embryo vaccine for preexposure rabies prophylaxis. *Am J Epidemiol*. 1978;107(5):439-43.
19. Kuwert EK, Marcus I, Höher PG. Neutralizing and complement-fixing antibody responses in pre- and post-exposure vaccinees to a rabies vaccine produced in human diploid cells. *J Biol Stand*. 1976;4(4):249-62.
20. Grandien M. Evaluation of tests for rabies antibody and analysis of serum responses after administration of three different types of rabies vaccines. *J Clin Microbiol*. 1977;5(3):263-7.
21. Kuwert EK, Marcus I, Werner J, et al. Postexpositionelle Schutzimpfung des Menschen gegen Tollwut mit einer neu-entwickelten Gewebekulturvakzine (HDCS-Impfstoff). [Post exposure use of human diploid cell culture rabies vaccine (author's transl)]. *Zentralbl Bakteriol [A]*. 1977;239(4):437-58.
22. Bahmanyar M, Fayaz A, Nour-Salehi S, et al. Successful protection of humans exposed to rabies infection: postexposure treatment with the new human diploid cell rabies vaccine and antirabies serum. *JAMA*. 1976;236(24):2751-4.
23. Helmick CG, Johnstone C, Sumner J, et al. A clinical study of Merieux human rabies immune globulin. *J Biol Stand*. 1982;10:357-67.
24. Lang J, Gravenstein S, Briggs D, et al. Evaluation of the safety and immunogenicity of a new, heat-treated human rabies immune globulin using a sham, post-exposure prophylaxis of rabies. *Biologicals*. 1998;26:7-15.

16 HOW SUPPLIED/STORAGE AND HANDLING

HYPERRAB is supplied in 1 mL, 3 mL and 5 mL single-dose vials of ready-to-use solution with a potency value of not less than 300 IU/mL.

HYPERRAB contains no preservative and is not made with natural rubber latex.

<u>NDC Number</u>	<u>Size</u>
13533-318-01	1 mL
13533-318-03	3 mL
13533-318-05	5 mL

- Store HYPERRAB at 2 to 8°C (36 to 46°F). Do not freeze.
 - HYPERRAB may be stored at room temperatures not to exceed 25°C (77°F) for up to 6 months.
 - Use within 6 months after removal from refrigeration at any time prior to the expiration date, after which the product must be used or discarded. Do not return to refrigeration.
- Do not use after expiration date printed on the label.

- Discard unused portion.

17 PATIENT COUNSELING INFORMATION

Discuss the risks and benefits of this product with the patient, before prescribing or administering it to the patient.

Inform the patient who is allergic to human immune globulin products that severe, potentially life-threatening allergic reactions could occur. *[see Warnings and Precautions (5.1)]*

Inform the patient who is deficient in IgA the potential for developing anti-IgA antibodies and severe potentially life-threatening allergic reactions. *[see Warnings and Precautions (5.1)]*

Inform the patient that HYPERRAB is made from human plasma and may carry a risk of transmitting infectious agents that can cause disease. While the risk that HYPERRAB can transmit an infectious agent has been reduced by screening plasma donors for prior exposure, testing donated plasma, and including manufacturing steps with the capacity to inactivate and/or remove pathogens, the patient should report any symptoms that concern them. *[see Warnings and Precautions (5.2)]*

GRIFOLS

Grifols Therapeutics LLC

Research Triangle Park, NC 27709 USA
U.S. License Number 1871

3063803

PACKAGE LABEL

**Rabies
Immune
Globulin
(Human)
HyperRAB®**

300 IU / 1 mL

1 mL

Solution for Infiltration
and Intramuscular Injection

300 IU/mL

FOR INFILTRATION AND

INTRAMUSCULAR INJECTION ONLY.
DO NOT GIVE INTRAVENOUSLY.

NDC 13533-318-01

GRIFOLS

The patient and physician should discuss the risks and benefits of this product.

One Single-Dose Vial

Discard unused portion.

For complete dosage and administration information, read enclosed package insert.

1 mL

If the shrink band is absent or shows any sign of tampering, do not use the product and notify Grifols Therapeutics LLC immediately.

Not returnable for credit or exchange.

Rx only

GRIFOLS

Rabies Immune Globulin (Human) is a sterile solution of immunoglobulin containing 15%-18% protein stabilized with 0.16 to 0.26 M glycine.

The potency of each vial is 300 IU/mL based on the U.S. Standard Rabies Immune Globulin.

1 mL

Suitable for use with Rabies Vaccine.

Not made with natural rubber latex.

No preservative

Grifols Therapeutics LLC

Research Triangle Park,
NC 27709 USA
U.S. License No. 1871

GRIFOLS

Store at 2–8°C (36–46°F)
AND, optionally, store at room
temperatures not to exceed
25°C (77°F) for up to 6 months
at any time prior to the
expiration date, after which
the product must be used or
discarded. Do not return to
refrigeration.

1 mL

Do not use after the expiration
date.

Do not freeze.

Date removed from
refrigeration:

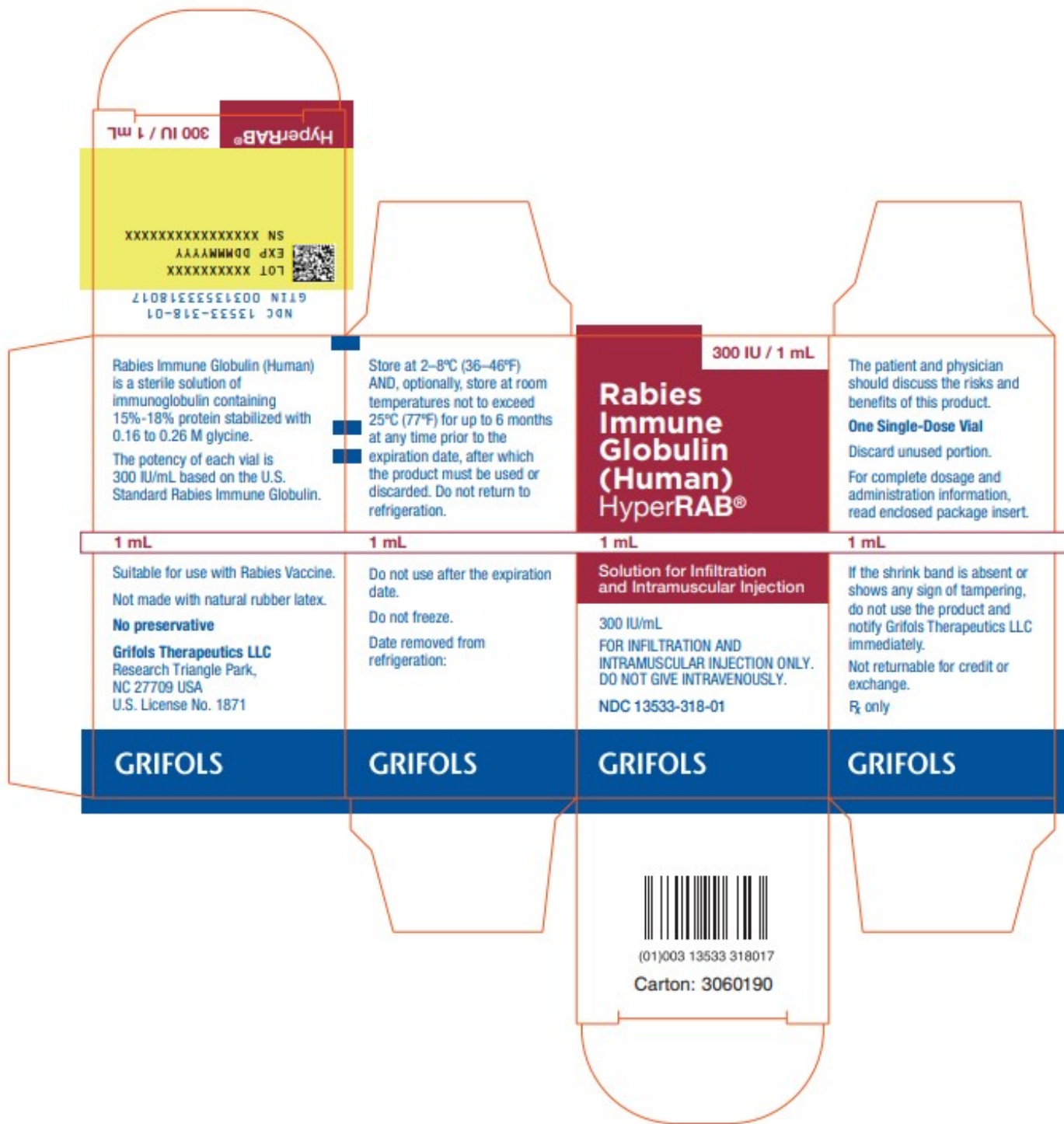
GRIFOLS

Carton: 3060190

NDC 13533-318-01
GTIN 00313533318017

LOT XXXXXXXXXXXX
EXP DDMMYYYY
SN XXXXXXXXXXXXXXXX

Hyper**RAB**® 300 IU / 1 mL



NDC 13533-318-10
Rabies Immune
Globulin (Human)

HyperRAB®
300 IU / 1 mL

The patient and physician should discuss the risks and benefits of this product.

Grifols Therapeutics LLC

RTP, NC 27709 USA

U.S. License No. 1871

300 IU / 1 mL

One Single-Dose Vial

Do not give intravenously.

Dosage: 20 IU/kg in
conjunction with Rabies
Vaccine.

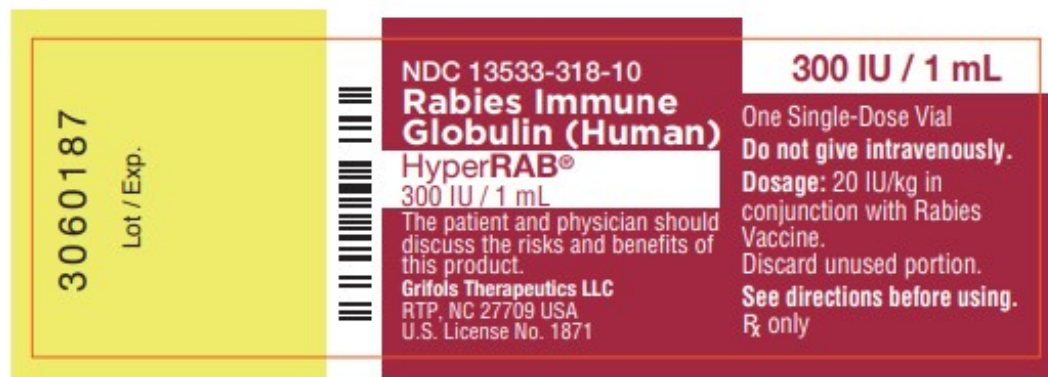
Discard unused portion.

See directions before using.

Rx only

3060187

Lot / Exp.



**Rabies
Immune
Globulin
(Human)
HyperRAB®**

900 IU / 3 mL

3 mL

Solution for Infiltration
and Intramuscular Injection

300 IU/mL

FOR INFILTRATION AND
INTRAMUSCULAR INJECTION ONLY.

DO NOT GIVE INTRAVENOUSLY.

NDC 13533-318-03

GRIFOLS

The patient and physician should discuss the risks and benefits of this product.

One Single-Dose Vial

Discard unused portion.

For complete dosage and administration information, read enclosed package insert.

3 mL

If the shrink band is absent or shows any sign of tampering, do not use the product and notify Grifols Therapeutics LLC immediately.

Not returnable for credit or exchange.

Rx only

GRIFOLS

Rabies Immune Globulin (Human) is a sterile solution of immunoglobulin containing 15%-18% protein stabilized with 0.16 to 0.26 M glycine.

The potency of each vial is 300 IU/mL based on the U.S. Standard Rabies Immune Globulin.

3 mL

Suitable for use with Rabies Vaccine.

Not made with natural rubber latex.

No preservative

Grifols Therapeutics LLC

Research Triangle Park,
NC 27709 USA
U.S. License No. 1871

GRIFOLS

Store at 2–8°C (36–46°F)
AND, optionally, store at room
temperatures not to exceed
25°C (77°F) for up to 6 months
at any time prior to the
expiration date, after which
the product must be used or
discarded. Do not return to
refrigeration.

3 mL

Do not use after the expiration
date.

Do not freeze.

Date removed from
refrigeration:

GRIFOLS

Carton: 3060191

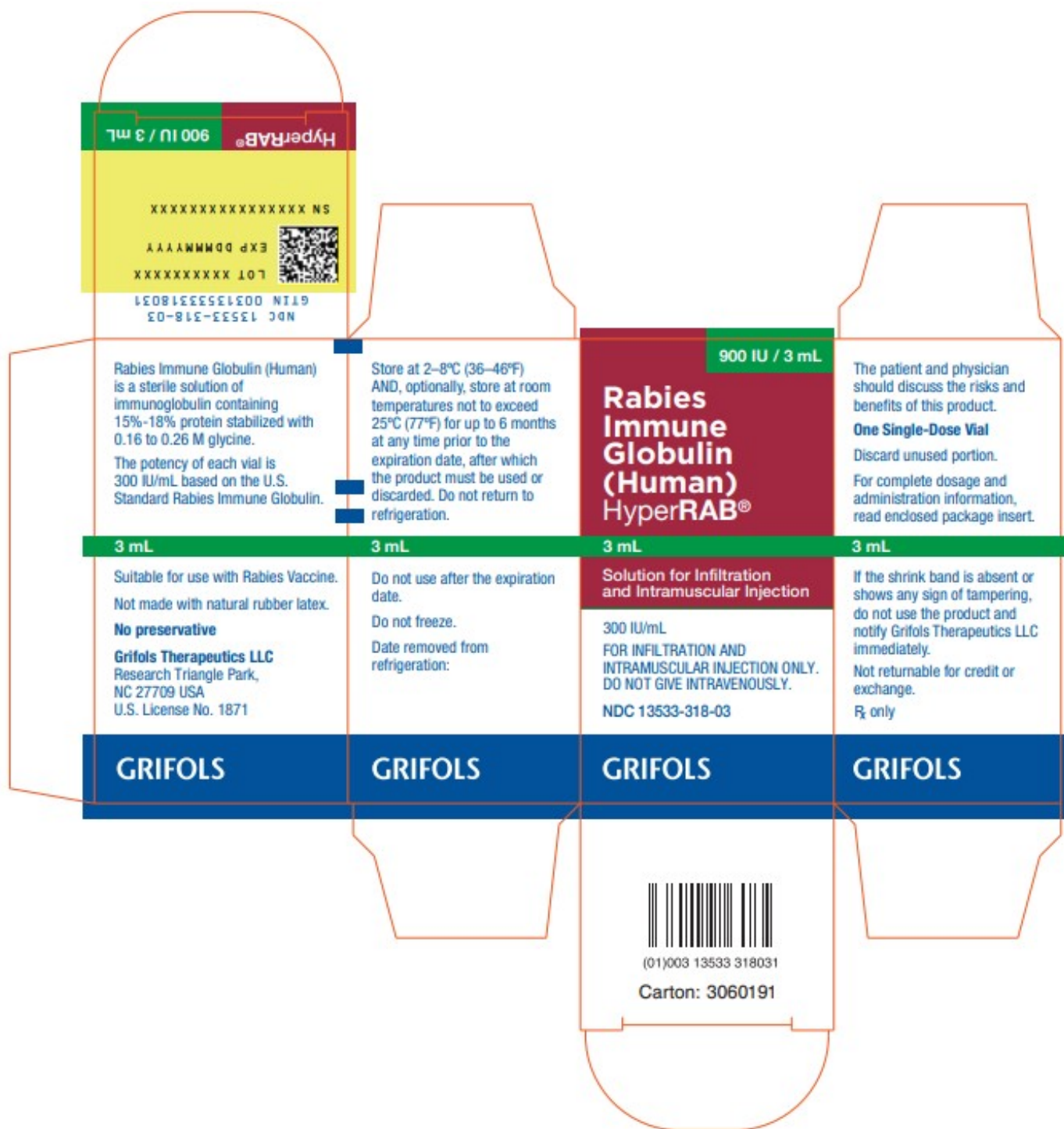
NDC 13533-318-03
GTIN 00313533318031

LOT XXXXXXXXXXXXX

EXP DDMMYYYY

SN XXXXXXXXXXXXXXXXX

Hyper**RAB**® **900 IU / 3 mL**



NDC 13533-318-30
Rabies Immune Globulin (Human)

HyperRAB®
 900 IU / 3 mL (300 IU/mL)

The patient and physician should discuss the risks and benefits of this product.

Grifols Therapeutics LLC

RTP, NC 27709 USA

U.S. License No. 1871

900 IU / 3 mL

One Single-Dose Vial

Do not give intravenously.

Dosage: 20 IU/kg in
conjunction with Rabies
Vaccine.

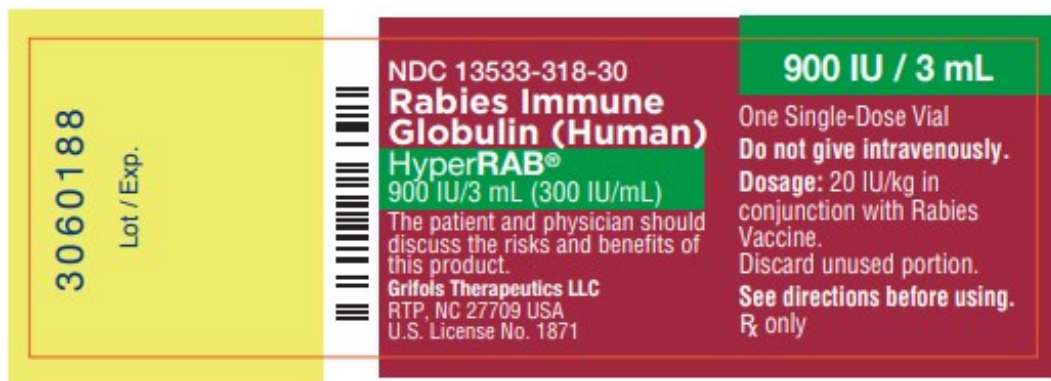
Discard unused portion.

See directions before using.

Rx only

3060188

Lot / Exp.



**Rabies
Immune
Globulin
(Human)**
HyperRAB®

1500 IU / 5 mL

5 mL

Solution for Infiltration
and Intramuscular Injection

300 IU/mL

FOR INFILTRATION AND
INTRAMUSCULAR INJECTION ONLY.
DO NOT GIVE INTRAVENOUSLY.

NDC 13533-318-05

GRIFOLS

The patient and physician should discuss the risks and benefits of this product.

One Single-Dose Vial

Discard unused portion.

For complete dosage and administration information, read enclosed package insert.

5 mL

If the shrink band is absent or shows any sign of tampering, do not use the product and notify Grifols Therapeutics LLC immediately.

Not returnable for credit or exchange.

Rx only

GRIFOLS

Rabies Immune Globulin (Human) is a sterile solution of immunoglobulin containing 15%-18% protein stabilized with 0.16 to 0.26 M glycine.

The potency of each vial is 300 IU/mL based on the U.S. Standard Rabies Immune Globulin.

5 mL

Suitable for use with Rabies Vaccine.

Not made with natural rubber latex.

No preservative

Grifols Therapeutics LLC

Research Triangle Park,

NC 27709 USA

U.S. License No. 1871

GRIFOLS

Store at 2–8°C (36–46°F)

AND, optionally, store at room temperatures not to exceed 25°C (77°F) for up to 6 months at any time prior to the expiration date, after which the product must be used or discarded. Do not return to refrigeration.

5 mL

Do not use after the expiration date.

Do not freeze.

Date removed from refrigeration:

GRIFOLS

Carton: 3060192

NDC 13533-318-05

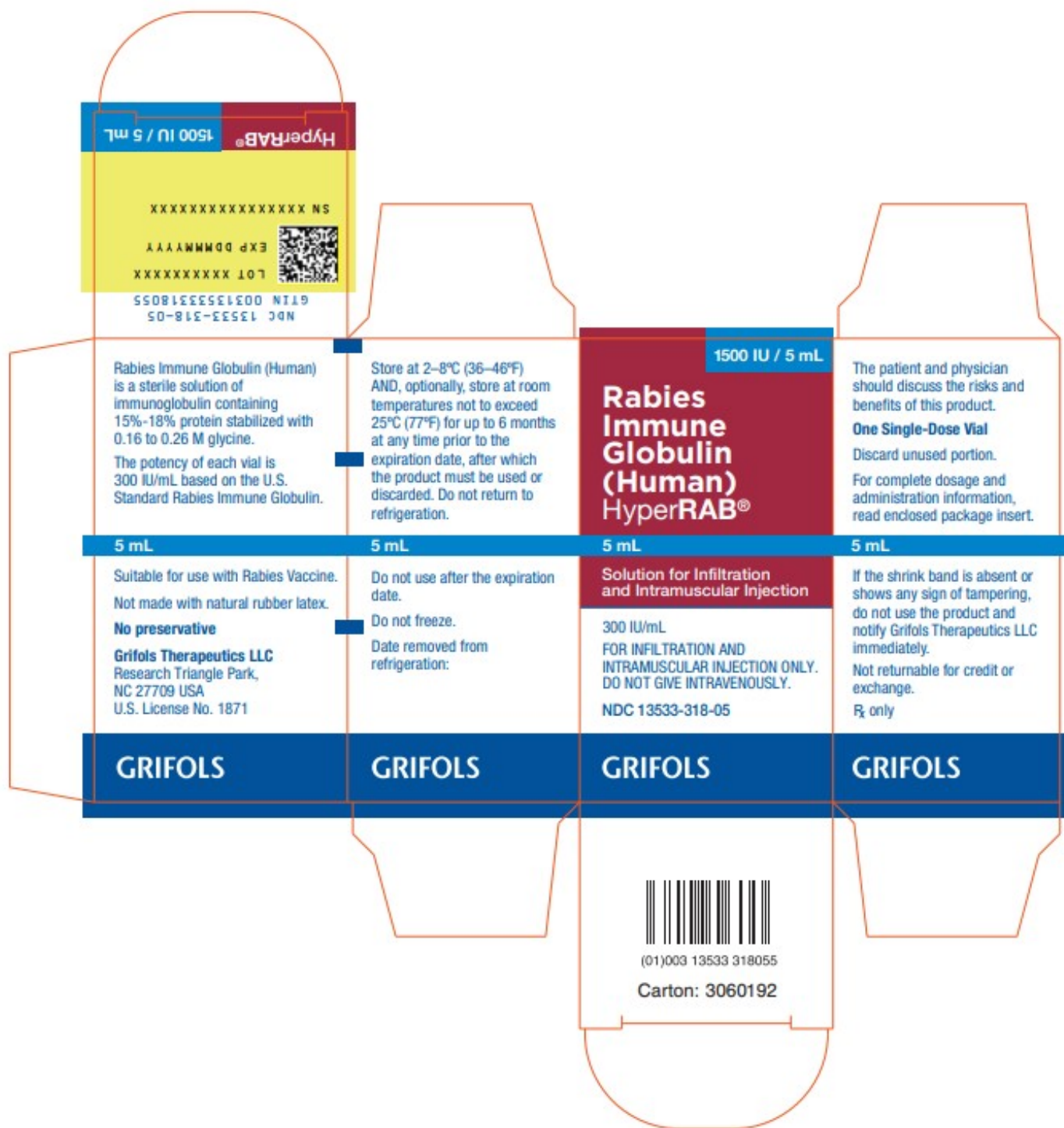
GTIN 00313533318055

LOT XXXXXXXXXXXXX

EXP DDMMYYYY

SN XXXXXXXXXXXXXXXXX

Hyper**RAB**® **1500 IU / 5 mL**



NDC 13533-318-50
Rabies Immune
Globulin (Human)

HyperRAB®
1500 IU / 5 mL (300 IU/mL)

The patient and physician should discuss the risks and benefits of this product.

Grifols Therapeutics LLC

RTP, NC 27709 USA

U.S. License No. 1871

1500 IU / 5 mL

One Single-Dose Vial

Do not give intravenously.

Dosage: 20 IU/kg in
conjunction with Rabies
Vaccine.

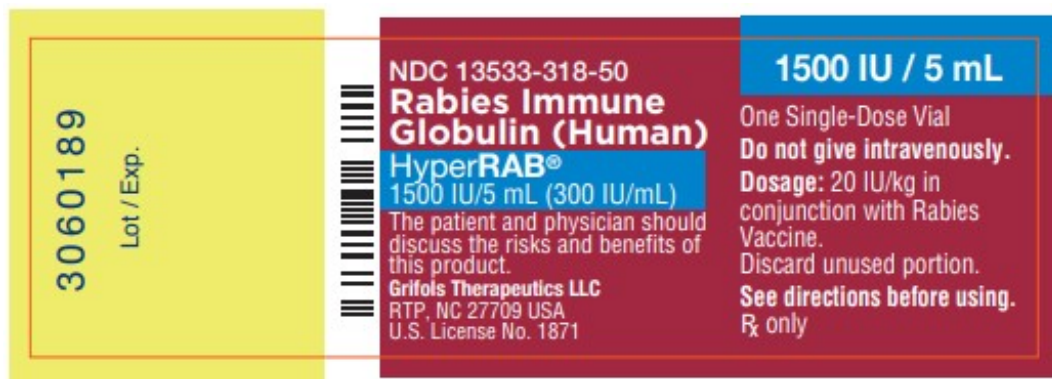
Discard unused portion.

See directions before using.

Rx only

3060189

Lot / Exp.



HYPERRAB

rabies immune globulin (human) injection, solution

Product Information

Product Type	PLASMA DERIVATIVE	Item Code (Source)	NDC:13533-318
Route of Administration	INTRAMUSCULAR, INFILTRATION		

Active Ingredient/Active Moiety

Ingredient Name	Basis of Strength	Strength
Human Rabies Virus Immune Globulin (UNII: 95F619ATQ2) (Human Rabies Virus Immune Globulin - UNII:95F619ATQ2)	Human Rabies Virus Immune Globulin	300 [iU] in 1 mL

Inactive Ingredients

Ingredient Name	Strength
Glycine (UNII: TE7660XO1C)	

Water (UNII: 059QF0KO0R)				
Product Characteristics				
Color	YELLOW (colorless or pale yellow or light brown)	Score		
Shape		Size		
Flavor		Imprint Code		
Contains				
Packaging				
#	Item Code	Package Description	Marketing Start Date	Marketing End Date
1	NDC:13533-318-01	1 in 1 CARTON		
1	NDC:13533-318-10	1 mL in 1 VIAL; Type 0: Not a Combination Product		
2	NDC:13533-318-05	1 in 1 CARTON		
2	NDC:13533-318-50	5 mL in 1 VIAL; Type 0: Not a Combination Product		
3	NDC:13533-318-03	1 in 1 CARTON		
3	NDC:13533-318-30	3 mL in 1 VIAL; Type 0: Not a Combination Product		
Marketing Information				
Marketing Category	Application Number or Monograph Citation	Marketing Start Date	Marketing End Date	
BLA	BLA101144	06/12/1974		

Labeler - GRIFOLS USA, LLC (048987452)

Establishment			
Name	Address	ID/FEI	Business Operations
Grifols Therapeutics LLC		611019113	manufacture(13533-318)