

# DAPTOMYCIN- daptomycin injection, powder, lyophilized, for solution

## Accord Healthcare, Inc.

-----

### HIGHLIGHTS OF PRESCRIBING INFORMATION

These highlights do not include all the information needed to use DAPTOMYCIN FOR INJECTION safely and effectively. See full prescribing information for DAPTOMYCIN FOR INJECTION.

### DAPTOMYCIN for injection, for intravenous use

Initial U.S. Approval: 2003

### ----- RECENT MAJOR CHANGES -----

Indications and Usage ( 1)	2/2022
Dosage and Administration ( 2)	2/2022
Warnings and Precautions ( 5)	2/2022

### ----- INDICATIONS AND USAGE -----

Daptomycin for Injection is a lipopeptide antibacterial indicated for the treatment of:

- Complicated skin and skin structure infections (cSSSI) in adult and pediatric patients (1 to 17 years of age) ( 1.1) and,
- *Staphylococcus aureus* bloodstream infections (bacteremia), in adult patients including those with right-sided infective endocarditis, ( 1.2)
- *Staphylococcus aureus* bloodstream infections (bacteremia) in pediatric patients (1 to 17 years of age). ( 1.3)

#### Limitations of Use:

- Daptomycin for Injection is not indicated for the treatment of pneumonia. ( 1.4)
- Daptomycin for Injection is not indicated for the treatment of left-sided infective endocarditis due to *S. aureus*. ( 1.4)
- Daptomycin for Injection is not recommended in pediatric patients younger than one year of age due to the risk of potential effects on muscular, neuromuscular, and/or nervous systems (either peripheral and/or central) observed in neonatal dogs. ( 1.4)

To reduce the development of drug-resistant bacteria and maintain the effectiveness of Daptomycin for Injection and other antibacterial drugs, Daptomycin for Injection should be used to treat or prevent infections that are proven or strongly suspected to be caused by bacteria. ( 1.5)

### ----- DOSAGE AND ADMINISTRATION -----

#### Adult Patients

- Administer to **adult patients** intravenously in 0.9% sodium chloride, either by injection over a 2-minute period or by infusion over a 30-minute period. ( 2.1, 2.7)
- Recommended dosage regimen for adult patients ( 2.2, 2.4, 2.6):

Creatinine Clearance (CL <sub>CR</sub> )	Dosage Regimen	
	<u>cSSSI</u>	<u><i>S. aureus</i> Bacteremia</u>

	<b>For 7 to 14 days</b>	<b>For 2 to 6 weeks</b>
≥30 mL/min	4 mg/kg once every 24 hours	6 mg/kg once every 24 hours
<30 mL/min, including hemodialysis and CAPD	4 mg/kg once every 48 hours*	6 mg/kg once every 48 hours*
*Administered following hemodialysis on hemodialysis days.		

#### Pediatric Patients

- **Unlike in adults, do NOT administer by injection over a two (2) minute period to pediatric patients.** ( 2.1, 2.7)
- Administer to pediatric patients intravenously in 0.9% sodium chloride, by infusion over a 30-or 60-minute period, based on age. ( 2.1, 2.7)
- Recommended dosage regimen for pediatric patients (1 to 17 years of age) with cSSSI, based on age ( 2.3):

Age group	Dosage*	Duration of therapy
12 to 17 years	5 mg/kg once every 24 hours infused over 30 minutes	Up to 14 days
7 to 11 years	7 mg/kg once every 24 hours infused over 30 minutes	
2 to 6 years	9 mg/kg once every 24 hours infused over 60 minutes	
1 to less than 2 years	10 mg/kg once every 24 hours infused over 60 minutes	
*Recommended dosage is for pediatric patients (1 to 17 years of age) with normal renal function. Dosage adjustment for pediatric patients with renal impairment has not been established.		

- Recommended dosage regimen for pediatric patients (1 to 17 years of age) with S. aureus bacteremia, based on age ( 2.5):

Age group	Dosage*	Duration of therapy
12 to 17 years	7 mg/kg once every 24 hours infused over 30 minutes	Up to 42 days
7 to 11 years	9 mg/kg once every 24 hours infused over 30 minutes	
1 to 6 years	12 mg/kg once every 24 hours infused over 60 minutes	
*Recommended dosage is for pediatric patients (1 to 17 years of age) with normal renal function. Dosage adjustment for pediatric patients with renal impairment has not been established.		

- There are other formulations of daptomycin that have differences concerning storage and reconstitution. Carefully follow the reconstitution and storage procedures in labeling. ( 2.7)
- Do not use in conjunction with ReadyMED<sup>®</sup> elastomeric infusion pumps in adult and pediatric patients. ( 2.9)

#### -----**DOSAGE FORMS AND STRENGTHS**-----

Daptomycin for Injection: 350 mg lyophilized powder for reconstitution in a single-dose vial ( 3)

#### -----**CONTRAINDICATIONS**-----

- Known hypersensitivity to daptomycin ( 4)

#### -----**WARNINGS AND PRECAUTIONS**-----

- Anaphylaxis/hypersensitivity reactions (including life-threatening): Discontinue daptomycin and treat signs/symptoms. ( 5.1)
- Myopathy and rhabdomyolysis: Monitor CPK levels and follow muscle pain or weakness; if elevated CPK or myopathy occurs, consider discontinuation of daptomycin. ( 5.2)
- Eosinophilic pneumonia: Discontinue daptomycin and consider treatment with systemic steroids. ( 5.3)
- Drug Reaction with Eosinophilia and Systemic Symptoms (DRESS): Discontinue daptomycin and

- institute appropriate treatment. ( 5.4)
- Tubulointerstitial Nephritis (TIN): Discontinue daptomycin and institute appropriate treatment. ( 5.5)
- Peripheral neuropathy: Monitor for neuropathy and consider discontinuation. ( 5.6)
- Potential nervous system and/or muscular system effects in pediatric patients younger than 12 months: Avoid use of daptomycin in this age group. ( 5.7)
- *Clostridioides difficile*-associated diarrhea: Evaluate patients if diarrhea occurs. ( 5.8)
- Persisting or relapsing *S. aureus* bacteremia/endocarditis: Perform susceptibility testing and rule out sequestered foci of infection. ( 5.9)
- Decreased efficacy was observed in adult patients with moderate baseline renal impairment. ( 5.10)

#### ----- ADVERSE REACTIONS -----

- Adult cSSSI Patients: The most common adverse reactions that occurred in  $\geq 2\%$  of adult cSSSI patients receiving daptomycin 4 mg/kg were diarrhea, headache, dizziness, rash, abnormal liver function tests, elevated creatinine phosphokinase (CPK), urinary tract infections, hypotension, and dyspnea. ( 6.1)
- Pediatric cSSSI Patients: The most common adverse reactions that occurred in  $\geq 2\%$  of pediatric patients receiving daptomycin were diarrhea, vomiting, abdominal pain, pruritus, pyrexia, elevated CPK, and headache. ( 6.1)
- Adult *S. aureus* bacteremia/endocarditis Patients: The most common adverse reactions that occurred in  $\geq 5\%$  of *S. aureus* bacteremia/endocarditis patients receiving daptomycin 6 mg/kg were sepsis, bacteremia, abdominal pain, chest pain, edema, pharyngolaryngeal pain, pruritus, increased sweating, insomnia, elevated CPK and hypertension. ( 6.1)
- Pediatric *S. aureus* bacteremia Patients: The most common adverse reactions that occurred in  $\geq 5\%$  of pediatric patients receiving daptomycin were vomiting and elevated CPK. ( 6.1)

**To report SUSPECTED ADVERSE REACTIONS, contact Accord Healthcare, Inc. at 1-866-941-7875 or FDA at 1-800-FDA-1088 or [www.fda.gov/medwatch](http://www.fda.gov/medwatch).**

**See 17 for PATIENT COUNSELING INFORMATION.**

**Revised: 6/2022**

## **FULL PRESCRIBING INFORMATION: CONTENTS\***

### **1 INDICATIONS AND USAGE**

- 1.1 Complicated Skin and Skin Structure Infections (cSSSI)
- 1.2 *Staphylococcus aureus* Bloodstream Infections (Bacteremia) in Adult Patients, Including Those with Right-Sided Infective Endocarditis, Caused by Methicillin-Susceptible and Methicillin-Resistant Isolates
- 1.3 *Staphylococcus aureus* Staphylococcus aureus Bloodstream Infections (Bacteremia) in Pediatric Patients (1 to 17 Years of Age)
- 1.4 Limitations of Use
- 1.5 Usage

### **2 DOSAGE AND ADMINISTRATION**

- 2.1 Important Administration Duration Instructions
- 2.2 Dosage in Adults for cSSSI
- 2.3 Dosage in Pediatric Patients (1 to 17 Years of Age) for cSSSI
- 2.4 Dosage in Adult Patients with *Staphylococcus aureus* Bloodstream Infections (Bacteremia), Including Those with Right-Sided Infective Endocarditis, Caused by Methicillin-Susceptible and Methicillin-Resistant Isolates
- 2.5 Dosage in Pediatric Patients (1 to 17 Years of Age) with *Staphylococcus aureus* Bloodstream Infections (Bacteremia)
- 2.6 Dosage in Patients with Renal Impairment
- 2.7 Preparation and Administration of Daptomycin for Injection

2.8 Compatible Intravenous Solutions

2.9 Incompatibilities

### **3 DOSAGE FORMS AND STRENGTHS**

### **4 CONTRAINDICATIONS**

### **5 WARNINGS AND PRECAUTIONS**

5.1 Anaphylaxis/Hypersensitivity Reactions

5.2 Myopathy and Rhabdomyolysis

5.3 Eosinophilic Pneumonia

5.4 Drug Reaction with Eosinophilia and Systemic Symptoms (DRESS)

5.5 Tubulointerstitial Nephritis (TIN)

5.6 Peripheral Neuropathy

5.7 Potential Nervous System and/or Muscular System Effects in Pediatric Patients Younger than 12 Months

5.8 *Clostridioides difficile*-Associated Diarrhea

5.9 Persisting or Relapsing *S. aureus* Bacteremia/Endocarditis

5.10 Decreased Efficacy in Patients with Moderate Baseline Renal Impairment

5.11 Increased International Normalized Ratio (INR)/Prolonged Prothrombin Time

5.12 Development of Drug-Resistant Bacteria

### **6 ADVERSE REACTIONS**

6.1 Clinical Trials Experience

6.2 Post-Marketing Experience

### **7 DRUG INTERACTIONS**

7.1 HMG-CoA Reductase Inhibitors

7.2 Drug-Laboratory Test Interactions

### **8 USE IN SPECIFIC POPULATIONS**

8.1 Pregnancy

8.2 Lactation

8.4 Pediatric Use

8.5 Geriatric Use

8.6 Patients with Renal Impairment

### **10 OVERDOSAGE**

### **11 DESCRIPTION**

### **12 CLINICAL PHARMACOLOGY**

12.1 Mechanism of Action

12.2 Pharmacodynamics

12.3 Pharmacokinetics

12.4 Microbiology

### **13 NONCLINICAL TOXICOLOGY**

13.1 Carcinogenesis, Mutagenesis, Impairment of Fertility

13.2 Animal Toxicology and/or Pharmacology

### **14 CLINICAL STUDIES**

14.1 Complicated Skin and Skin Structure Infections

14.2 *S. aureus* Bacteremia/Endocarditis

### **15 REFERENCES**

### **16 HOW SUPPLIED/STORAGE AND HANDLING**

### **17 PATIENT COUNSELING INFORMATION**

\* Sections or subsections omitted from the full prescribing information are not listed.

---

## FULL PRESCRIBING INFORMATION

### 1 INDICATIONS AND USAGE

#### 1.1 Complicated Skin and Skin Structure Infections (cSSSI)

Daptomycin for Injection is indicated for the treatment of adult and pediatric patients (1 to 17 years of age) with complicated skin and skin structure infections (cSSSI) caused by susceptible isolates of the following Gram-positive bacteria: *Staphylococcus aureus* (including methicillin-resistant isolates), *Streptococcus pyogenes*, *Streptococcus agalactiae*, *Streptococcus dysgalactiae* subsp. *equisimilis*, and *Enterococcus faecalis* (vancomycin-susceptible isolates only).

#### 1.2 *Staphylococcus aureus* Bloodstream Infections (Bacteremia) in Adult Patients, Including Those with Right-Sided Infective Endocarditis, Caused by Methicillin-Susceptible and Methicillin-Resistant Isolates

Daptomycin for Injection is indicated for the treatment of adult patients with *Staphylococcus aureus* bloodstream infections (bacteremia), including adult patients with right-sided infective endocarditis, caused by methicillin-susceptible and methicillin-resistant isolates.

#### 1.3 *Staphylococcus aureus* Bloodstream Infections (Bacteremia) in Pediatric Patients (1 to 17 Years of Age)

Daptomycin for Injection is indicated for the treatment of pediatric patients (1 to 17 years of age) with *Staphylococcus aureus* bloodstream infections (bacteremia).

#### 1.4 Limitations of Use

Daptomycin for Injection is not indicated for the treatment of pneumonia.

Daptomycin for Injection is not indicated for the treatment of left-sided infective endocarditis due to *S. aureus*. The clinical trial of Daptomycin for Injection in adult patients with *S. aureus* bloodstream infections included limited data from patients with left-sided infective endocarditis; outcomes in these patients were poor [see *Clinical Studies* ( 14.2)] . Daptomycin for Injection has not been studied in patients with prosthetic valve endocarditis.

Daptomycin for Injection is not recommended in pediatric patients younger than 1 year of age due to the risk of potential effects on muscular, neuromuscular, and/or nervous systems (either peripheral and/or central) observed in neonatal dogs [see *Warnings and Precautions* ( 5.7) and *Nonclinical Toxicology* ( 13.2)].

#### 1.5 Usage

Appropriate specimens for microbiological examination should be obtained in order to isolate and identify the causative pathogens and to determine their susceptibility to daptomycin.

To reduce the development of drug-resistant bacteria and maintain the effectiveness of Daptomycin for Injection and other antibacterial drugs, Daptomycin for Injection should

be used only to treat or prevent infections that are proven or strongly suspected to be caused by susceptible bacteria.

When culture and susceptibility information is available, it should be considered in selecting or modifying antibacterial therapy. In the absence of such data, local epidemiology and susceptibility patterns may contribute to the empiric selection of therapy. Empiric therapy may be initiated while awaiting test results.

## 2 DOSAGE AND ADMINISTRATION

### 2.1 Important Administration Duration Instructions

#### Adults

Administer the appropriate volume of the reconstituted daptomycin for injection (concentration of 50 mg per mL) **to adult patients** intravenously either by injection over a two (2) minute period or by intravenous infusion over a thirty (30) minute period [see Dosage and Administration ( 2.2, 2.4, 2.7)].

#### Pediatric Patients (1 to 17 Years of Age)

**Unlike in adults, do NOT administer Daptomycin for Injection by injection over a two (2) minute period to pediatric patients.**

- Pediatric Patients 7 to 17 years of Age: Administer Daptomycin for Injection intravenously by infusion over a 30-minute period [see Dosage and Administration ( 2.3, 2.5, 2.7)].
- Pediatric Patients 1 to 6 years of Age: Administer Daptomycin for Injection intravenously by infusion over a 60-minute period [see Dosage and Administration ( 2.3, 2.5, 2.7)].

### 2.2 Dosage in Adults for cSSSI

Administer Daptomycin for Injection 4 mg/kg to adult patients intravenously in 0.9% sodium chloride injection once every 24 hours for 7 to 14 days.

### 2.3 Dosage in Pediatric Patients (1 to 17 Years of Age) for cSSSI

The recommended dosage regimens based on age for pediatric patients with cSSSI are shown in Table 1. Administer Daptomycin for Injection intravenously in 0.9% sodium chloride injection once every 24 hours for up to 14 days.

**Table 1: Recommended Dosage of Daptomycin for Injection in Pediatric Patients (1 to 17 Years of Age) with cSSSI, Based on Age**

Age Range	Dosage Regimen*	Duration of therapy
12 to 17 years	5 mg/kg once every 24 hours infused over 30 minutes	Up to 14 days
7 to 11 years	7 mg/kg once every 24 hours infused over 30 minutes	
2 to 6 years	9 mg/kg once every 24 hours infused over 60	

	minutes	
1 to less than 2 years	10 mg/kg once every 24 hours infused over 60 minutes	
*Recommended dosage regimen is for pediatric patients (1 to 17 years of age) with normal renal function. Dosage adjustment for pediatric patients with renal impairment has not been established.		

## 2.4 Dosage in Adult Patients with *Staphylococcus aureus* Bloodstream Infections (Bacteremia), Including Those with Right-Sided Infective Endocarditis, Caused by Methicillin-Susceptible and Methicillin-Resistant Isolates

Administer Daptomycin for Injection 6 mg/kg to adult patients intravenously in 0.9% sodium chloride injection once every 24 hours for 2 to 6 weeks. There are limited safety data for the use of Daptomycin for Injection for more than 28 days of therapy. In the Phase 3 trial, there were a total of 14 adult patients who were treated with daptomycin for more than 28 days.

## 2.5 Dosage in Pediatric Patients (1 to 17 Years of Age) with *Staphylococcus aureus* Bloodstream Infections (Bacteremia)

The recommended dosage regimens based on age for pediatric patients with *S. aureus* bloodstream infections (bacteremia) are shown in Table 2. Administer Daptomycin for Injection intravenously in 0.9% sodium chloride injection once every 24 hours for up to 42 days.

**Table 2: Recommended Dosage of Daptomycin for Injection in Pediatric Patients (1 to 17 Years of Age) with *S. aureus* Bacteremia, Based on Age**

Age group	Dosage*	Duration of therapy
12 to 17 years	7 mg/kg once every 24 hours infused over 30 minutes	Up to 42 days
7 to 11 years	9 mg/kg once every 24 hours infused over 30 minutes	
1 to 6 years	12 mg/kg once every 24 hours infused over 60 minutes	
*Recommended dosage regimen is for pediatric patients (1 to 17 years of age) with normal renal function. Dosage adjustment for pediatric patients with renal impairment has not been established.		

## 2.6 Dosage in Patients with Renal Impairment

### Adult Patients

No dosage adjustment is required in adult patients with creatinine clearance ( $CL_{CR}$ ) greater than or equal to 30 mL/min. The recommended dosage regimen for Daptomycin for Injection in adult patients with  $CL_{CR}$  less than 30 mL/min, including adult patients on hemodialysis or continuous ambulatory peritoneal dialysis (CAPD), is 4 mg/kg (cSSSI) or 6 mg/kg (*S. aureus* bloodstream infections) once every 48 hours (Table 3). When

possible, Daptomycin for Injection should be administered following the completion of hemodialysis on hemodialysis days [see *Warnings and Precautions* ( 5.2, 5.10), *Use in Specific Populations* ( 8.6), and *Clinical Pharmacology* ( 12.3)] .

**Table 3: Recommended Dosage of Daptomycin for Injection in Adult Patients**

<b>Creatinine Clearance (CL<sub>CR</sub>)</b>	<b>Dosage Regimen in Adults</b>	
	<b>cSSSI</b>	<b><i>S. aureus</i> Bloodstream Infections</b>
Greater than or equal to 30 mL/min	4 mg/kg once every 24 hours	6 mg/kg once every 24 hours
Less than 30 mL/min, including hemodialysis and CAPD	4 mg/kg once every 48 hours*	6 mg/kg once every 48 hours*

\* When possible, administer Daptomycin for Injection following the completion of hemodialysis on hemodialysis days.

#### Pediatric Patients

The dosage regimen for Daptomycin for Injection in pediatric patients with renal impairment has not been established.

## **2.7 Preparation and Administration of Daptomycin for Injection**

**There are other formulations of daptomycin that have differences concerning reconstitution and storage. Carefully follow the reconstitution and storage procedures described in this labeling.**

#### Reconstitution of Daptomycin for Injection Vial

Daptomycin for Injection is supplied in single-dose vials, each containing 350 mg daptomycin as a sterile, lyophilized powder. The contents of a Daptomycin for Injection vial should be reconstituted, using aseptic technique, to 50 mg per mL as follows:

1. To minimize foaming, AVOID vigorous agitation or shaking of the vial during or after reconstitution.
2. Remove the polypropylene flip-off cap from the Daptomycin for Injection vial to expose the central portion of the rubber stopper.
3. Wipe the top of the rubber stopper with an alcohol swab or other antiseptic solution and allow to dry. After cleaning, do not touch the rubber stopper or allow it to touch any other surface.
4. Slowly transfer 7 mL of 0.9% sodium chloride injection through the center of the rubber stopper into the Daptomycin for Injection vial, pointing the transfer needle toward the wall of the vial. It is recommended that a beveled sterile transfer needle that is 21 gauge or smaller in diameter, or a needleless device is used, pointing the transfer needle toward the wall of the vial.
5. Ensure that all of the daptomycin for injection powder is wetted by gently rotating the vial.
  1. Allow the wetted product to stand undisturbed for 10 minutes.
  2. Gently rotate or swirl the vial contents for a few minutes, as needed, to obtain a completely reconstituted solution.

#### Administration Instructions

Parenteral drug products should be inspected visually for particulate matter prior to administration.

Slowly remove reconstituted liquid (50 mg daptomycin per mL) from the vial using a beveled sterile needle that is 21 gauge or smaller in diameter. Administer as an intravenous injection or infusion as described below:

### Adults

#### *Intravenous Injection over a period of 2 minutes*

- For intravenous (IV) injection over a period of 2 minutes in adult patients only: Administer the appropriate volume of the reconstituted Daptomycin for Injection (concentration of 50 mg per mL).

#### *Intravenous Infusion over a period of 30 minutes*

- For intravenous (IV) infusion over a period of 30 minutes in adult patients: The appropriate volume of the reconstituted Daptomycin for Injection (concentration of 50 mg per mL) should be further diluted, using aseptic technique, into a 50 mL IV infusion bag containing 0.9% sodium chloride injection.

### Pediatric Patients (1 to 17 Years of Age)

#### *Intravenous Infusion over a period of 30 or 60 minutes*

- **Unlike in Adults, do NOT administer Daptomycin for Injection by injection over a two (2) minute period to pediatric patients** [see Dosage and Administration ( 2.1)].
- *For Intravenous infusion over a period of 60 minutes in pediatric patients 1 to 6 years of age:* The appropriate volume of the reconstituted Daptomycin for Injection (concentration of 50 mg per mL) should be further diluted, using aseptic technique, into an intravenous infusion bag containing 25 mL of 0.9% sodium chloride injection. The infusion rate should be maintained at 0.42 mL/minute over the 60-minute period.
- *For Intravenous infusion over a period of 30 minutes in pediatric patients 7 to 17 years of age:* The appropriate volume of the reconstituted Daptomycin for Injection (concentration of 50 mg per mL) should be further diluted, using aseptic technique, into a 50 mL IV infusion bag containing 0.9% sodium chloride injection. The infusion rate should be maintained at 1.67 mL/minute over the 30minute period.

No preservative or bacteriostatic agent is present in this product. Aseptic technique must be used in the preparation of final IV solution. Do not exceed the In-Use storage conditions of the reconstituted and diluted solutions of Daptomycin for Injection described below. Discard unused portions of daptomycin for injection.

### In-Use Storage Conditions for Daptomycin for Injection Once Reconstituted in Acceptable Intravenous Diluents

Stability studies have shown that the reconstituted solution is stable in the vial for 12 hours at room temperature and up to 48 hours if stored under refrigeration between 2° and 8°C (36° and 46°F).

The diluted solution is stable in the infusion bag for 12 hours at room temperature and 48 hours if stored under refrigeration. The combined storage time (reconstituted solution in vial and diluted solution in infusion bag) should not exceed 12 hours at room temperature or 48 hours under refrigeration.

## **2.8 Compatible Intravenous Solutions**

Daptomycin for Injection is compatible with 0.9% sodium chloride injection and lactated Ringer's injection.

## **2.9 Incompatibilities**

Daptomycin for Injection is not compatible with dextrose-containing diluents.

Daptomycin for Injection should not be used in conjunction with ReadyMED<sup>®</sup> elastomeric infusion pumps. Stability studies of daptomycin for injection solutions stored in ReadyMED<sup>®</sup> elastomeric infusion pumps identified an impurity (2-mercaptobenzothiazole) leaching from this pump system into the Daptomycin for Injection solution.

Because only limited data are available on the compatibility of daptomycin for injection with other IV substances, additives and other medications should not be added to Daptomycin for Injection single-dose vials or infusion bags, or infused simultaneously with Daptomycin for Injection through the same IV line. If the same IV line is used for sequential infusion of different drugs, the line should be flushed with a compatible intravenous solution before and after infusion with Daptomycin for Injection.

## **3 DOSAGE FORMS AND STRENGTHS**

For Injection: 350 mg daptomycin as a sterile, pale yellow to light brown lyophilized powder for reconstitution in a single-dose vial.

## **4 CONTRAINDICATIONS**

Daptomycin for injection is contraindicated in patients with known hypersensitivity to daptomycin. *[see Warnings and Precautions ( 5.1)]*.

## **5 WARNINGS AND PRECAUTIONS**

### **5.1 Anaphylaxis/Hypersensitivity Reactions**

Anaphylaxis/hypersensitivity reactions have been reported with the use of antibacterial agents, including daptomycin for injection, and may be life-threatening. If an allergic reaction to Daptomycin for Injection occurs, discontinue the drug and institute appropriate therapy *[see Adverse Reactions ( 6.2)]*.

### **5.2 Myopathy and Rhabdomyolysis**

Myopathy, defined as muscle aching or muscle weakness in conjunction with increases in creatine phosphokinase (CPK) values to greater than 10 times the upper limit of normal (ULN), has been reported with the use of daptomycin. Rhabdomyolysis, with or without acute renal failure, has been reported *[see Adverse Reactions ( 6.2)]*.

Patients receiving Daptomycin for Injection should be monitored for the development of muscle pain or weakness, particularly of the distal extremities. In patients who receive Daptomycin for Injection, CPK levels should be monitored weekly, and more frequently in patients who received recent prior or concomitant therapy with an HMG-CoA reductase

inhibitor or in whom elevations in CPK occur during treatment with Daptomycin for Injection.

In adult patients with renal impairment, both renal function and CPK should be monitored more frequently than once weekly [*see Use in Specific Populations ( 8.6) and Clinical Pharmacology ( 12.3)*] .

In Phase 1 studies and Phase 2 clinical trials in adults, CPK elevations appeared to be more frequent when daptomycin was dosed more than once daily. Therefore, daptomycin should not be dosed more frequently than once a day.

Daptomycin should be discontinued in patients with unexplained signs and symptoms of myopathy in conjunction with CPK elevations to levels  $>1,000$  U/L ( $\sim 5 \times$  ULN), and in patients without reported symptoms who have marked elevations in CPK, with levels  $>2,000$  U/L ( $\geq 10 \times$  ULN). In addition, consideration should be given to suspending agents associated with rhabdomyolysis, such as HMG-CoA reductase inhibitors, temporarily in patients receiving daptomycin [*see Drug Interactions ( 7.1)*] .

### **5.3 Eosinophilic Pneumonia**

Eosinophilic pneumonia has been reported in patients receiving daptomycin [*see Adverse Reactions ( 6.2)*] . In reported cases associated with daptomycin, patients developed fever, dyspnea with hypoxic respiratory insufficiency, and diffuse pulmonary infiltrates or organizing pneumonia. In general, patients developed eosinophilic pneumonia 2 to 4 weeks after starting daptomycin and improved when daptomycin was discontinued and steroid therapy was initiated. Recurrence of eosinophilic pneumonia upon re-exposure has been reported. Patients who develop these signs and symptoms while receiving daptomycin should undergo prompt medical evaluation, and daptomycin should be discontinued immediately. Treatment with systemic steroids is recommended.

### **5.4 Drug Reaction with Eosinophilia and Systemic Symptoms (DRESS)**

DRESS has been reported in post-marketing experience with daptomycin [*see Adverse Reactions ( 6.2)*]. Patients who develop skin rash, fever, peripheral eosinophilia, and systemic organ (for example, hepatic, renal, pulmonary) impairment while receiving daptomycin should undergo medical evaluation. If DRESS is suspected, discontinue daptomycin promptly and institute appropriate treatment.

### **5.5 Tubulointerstitial Nephritis (TIN)**

TIN has been reported in post-marketing experience with daptomycin [*see Adverse Reactions ( 6.2)*]. Patients who develop new or worsening renal impairment while receiving daptomycin should undergo medical evaluation. If TIN is suspected, discontinue daptomycin promptly and institute appropriate treatment.

### **5.6 Peripheral Neuropathy**

Cases of peripheral neuropathy have been reported during the daptomycin postmarketing experience [*see Adverse Reactions ( 6.2)*]. Therefore, physicians should be alert to signs and symptoms of peripheral neuropathy in patients receiving daptomycin. Monitor for neuropathy and consider discontinuation.

### **5.7 Potential Nervous System and/or Muscular System Effects in Pediatric**

## Patients Younger than 12 Months

Avoid use of daptomycin in pediatric patients younger than 12 months due to the risk of potential effects on muscular, neuromuscular, and/or nervous systems (either peripheral and/or central) observed in neonatal dogs with intravenous daptomycin [see *Nonclinical Toxicology* ( 13.2)] .

### 5.8 *Clostridioides difficile*-Associated Diarrhea

*Clostridium difficile*-associated diarrhea (CDAD) has been reported with the use of nearly all systemic antibacterial agents, including daptomycin, and may range in severity from mild diarrhea to fatal colitis [see *Adverse Reactions* ( 6.2)] . Treatment with antibacterial agents alters the normal flora of the colon, leading to overgrowth of *C. difficile*.

*C. difficile* produces toxins A and B, which contribute to the development of CDAD. Hypertoxin-producing strains of *C. difficile* cause increased morbidity and mortality, since these infections can be refractory to antimicrobial therapy and may require colectomy. CDAD must be considered in all patients who present with diarrhea following antibacterial use. Careful medical history is necessary because CDAD has been reported to occur more than 2 months after the administration of antibacterial agents.

If CDAD is suspected or confirmed, ongoing antibacterial use not directed against *C. difficile* may need to be discontinued. Appropriate fluid and electrolyte management, protein supplementation, antibacterial treatment of *C. difficile*, and surgical evaluation should be instituted as clinically indicated.

### 5.9 Persisting or Relapsing *S. aureus* Bacteremia/Endocarditis

Patients with persisting or relapsing *S. aureus* bacteremia/endocarditis or poor clinical response should have repeat blood cultures. If a blood culture is positive for *S. aureus*, minimum inhibitory concentration (MIC) susceptibility testing of the isolate should be performed using a standardized procedure, and diagnostic evaluation of the patient should be performed to rule out sequestered foci of infection. Appropriate surgical intervention (e.g., debridement, removal of prosthetic devices, valve replacement surgery) and/or consideration of a change in antibacterial regimen may be required.

Failure of treatment due to persisting or relapsing *S. aureus* bacteremia/endocarditis may be due to reduced daptomycin susceptibility (as evidenced by increasing MIC of the *S. aureus* isolate) [see *Clinical Studies* ( 14.2)] .

### 5.10 Decreased Efficacy in Patients with Moderate Baseline Renal Impairment

Limited data are available from the two Phase 3 complicated skin and skin structure infection (cSSSI) trials regarding clinical efficacy of daptomycin treatment in adult patients with creatinine clearance (CL<sub>CR</sub>) <50 mL/min; only 31/534 (6%) patients treated with daptomycin in the intent-to-treat (ITT) population had a baseline CL<sub>CR</sub> <50 mL/min. Table 4 shows the number of adult patients by renal function and treatment group who were clinical successes in the Phase 3 cSSSI trials.

**Table 4: Clinical Success Rates by Renal Function and Treatment Group in Phase 3 cSSSI Trials in Adult Patients (Population: ITT)**

	Success Rate
--	--------------

CL <sub>CR</sub>	n/N (%)	
	Daptomycin Daptomycin 4 mg/kg every 24h	Comparator
50 to 70 mL/min	25/38 (66%)	30/48 (63%)
30 to <50 mL/min	7/15 (47%)	20/35 (57%)

In a subgroup analysis of the ITT population in the Phase 3 *S. aureus* bacteremia/endocarditis trial, clinical success rates, as determined by a treatment-blinded Adjudication Committee [see *Clinical Studies* ( 14.2)] , in the daptomycin-treated adult patients were lower in patients with baseline CL<sub>CR</sub> <50 mL/min (see Table 5). A decrease of the magnitude shown in Table 5 was not observed in comparator-treated patients.

**Table 5: Adjudication Committee Clinical Success Rates at Test of Cure by Baseline Creatinine Clearance and Treatment Subgroup in the *S. aureus* Bacteremia/Endocarditis Trial in Adult Patients (Population: ITT)**

Baseline CL <sub>CR</sub>	Success Rate n/N (%)			
	Daptomycin 6 mg/kg every 24h		Comparator	
	Bacteremia	Right-Sided Infective Endocarditis	Bacteremia	Right-Sided Infective Endocarditis
>80 mL/min	30/50 (60%)	7/14 (50%)	19/42 (45%)	5/11 (46%)
50 to 80 mL/min	12/26 (46%)	1/4 (25%)	13/31 (42%)	1/2 (50%)
30 to <50 mL/min	2/14 (14%)	0/1 (0%)	7/17 (41%)	1/1 (100%)

Consider these data when selecting antibacterial therapy for use in adult patients with baseline moderate to severe renal impairment.

### 5.11 Increased International Normalized Ratio (INR)/Prolonged Prothrombin Time

Clinically relevant plasma concentrations of daptomycin have been observed to cause a significant concentration-dependent false prolongation of prothrombin time (PT) and elevation of International Normalized Ratio (INR) when certain recombinant thromboplastin reagents are utilized for the assay [see *Drug Interactions* ( 7.2)].

### 5.12 Development of Drug-Resistant Bacteria

Prescribing Daptomycin for Injection in the absence of a proven or strongly suspected bacterial infection or a prophylactic indication is unlikely to provide benefit to the patient and increases the risk of the development of drug-resistant bacteria.

## 6 ADVERSE REACTIONS

The following adverse reactions are described, or described in greater detail, in other sections:

- Anaphylaxis/Hypersensitivity Reactions [see *Warnings and Precautions* ( 5.1)]
- Myopathy and Rhabdomyolysis [see *Warnings and Precautions* ( 5.2)]
- Eosinophilic Pneumonia [see *Warnings and Precautions* ( 5.3)]
- Drug Reaction with Eosinophilia and Systemic Symptoms [see *Warnings and Precautions* ( 5.4)]
- Tubulointerstitial Nephritis [see *Warnings and Precautions* ( 5.5)]
- Peripheral Neuropathy [see *Warnings and Precautions* ( 5.6)]
- Increased International Normalized Ratio (INR)/Prolonged Prothrombin Time [see *Warnings and Precautions* ( 5.11) and *Drug Interactions* ( 7.2)]

## 6.1 Clinical Trials Experience

Because clinical trials are conducted under widely varying conditions, adverse reaction rates observed in the clinical trials of a drug cannot be directly compared with rates in the clinical trials of another drug and may not reflect the rates observed in practice.

### **Clinical Trial Experience in Adult Patients**

Clinical trials enrolled 1,864 adult patients treated with daptomycin and 1,416 treated with comparator.

#### **Complicated Skin and Skin Structure Infection Trials in Adults**

In Phase 3 complicated skin and skin structure infection (cSSSI) trials in adult patients, daptomycin was discontinued in 15/534 (2.8%) patients due to an adverse reaction, while comparator was discontinued in 17/558 (3.0%) patients.

The rates of the most common adverse reactions, organized by body system, observed in adult patients with cSSSI (receiving 4 mg/kg daptomycin) are displayed in Table 6.

**Table 6: Incidence of Adverse Reactions that Occurred in  $\geq 2\%$  of Adult Patients in the Daptomycin Treatment Group and  $\geq$  the Comparator Treatment Group in Phase 3 cSSSI Trials**

Adverse Reaction	Adult Patients (%)	
	Daptomycin 4 mg/kg (N=534)	Comparator* (N=558)
<b>Gastrointestinal disorders</b>		
Diarrhea	5.2	4.3
<b>Nervous system disorders</b>		
Headache	5.4	5.4
Dizziness	2.2	2.0
<b>Skin/subcutaneous disorders</b>		
Rash	4.3	3.8
<b>Diagnostic investigations</b>		
Abnormal liver function tests	3.0	1.6
Elevated CPK	2.8	1.8
<b>Infections</b>		
Urinary tract infections	2.4	0.5

<b>Vascular disorders</b>		
Hypotension	2.4	1.4
<b>Respiratory disorders</b>		
Dyspnea	2.1	1.6

\* Comparator: vancomycin (1 g IV q12h) or an anti-staphylococcal semi-synthetic penicillin (i.e., nafcillin, oxacillin, cloxacillin, or flucloxacillin; 4 to 12 g/day IV in divided doses).

Drug-related adverse reactions (possibly or probably drug-related) that occurred in <1% of adult patients receiving daptomycin in the cSSSI trials are as follows:

*Body as a Whole:* fatigue, weakness, rigors, flushing, hypersensitivity

*Blood/Lymphatic System:* leukocytosis, thrombocytopenia, thrombocytosis, eosinophilia, increased International Normalized Ratio (INR)

*Cardiovascular System:* supraventricular arrhythmia

*Dermatologic System:* eczema

*Digestive System:* abdominal distension, stomatitis, jaundice, increased serum lactate dehydrogenase

*Metabolic/Nutritional System:* hypomagnesemia, increased serum bicarbonate, electrolyte disturbance

*Musculoskeletal System:* myalgia, muscle cramps, muscle weakness, arthralgia

*Nervous System:* vertigo, mental status change, paresthesia

*Special Senses:* taste disturbance, eye irritation

#### *S. aureus* Bacteremia/Endocarditis Trial in Adults

In the *S. aureus* bacteremia/endocarditis trial involving adult patients, daptomycin was discontinued in 20/120 (16.7%) patients due to an adverse reaction, while comparator was discontinued in 21/116 (18.1%) patients.

Serious Gram-negative infections (including bloodstream infections) were reported in 10/120 (8.3%) daptomycin-treated patients and 0/115 comparator-treated patients. Comparator-treated patients received dual therapy that included initial gentamicin for 4 days. Infections were reported during treatment and during early and late follow-up. Gram-negative infections included cholangitis, alcoholic pancreatitis, sternal osteomyelitis/mediastinitis, bowel infarction, recurrent Crohn's disease, recurrent line sepsis, and recurrent urosepsis caused by a number of different Gram-negative bacteria.

The rates of the most common adverse reactions, organized by System Organ Class (SOC), observed in adult patients with *S. aureus* bacteremia/endocarditis (receiving 6 mg/kg daptomycin) are displayed in Table 7.

**Table 7: Incidence of Adverse Reactions that Occurred in ≥5% of Adult Patients in the Daptomycin Treatment Group and ≥ the Comparator Treatment Group in the *S. aureus* Bacteremia/Endocarditis Trial**

	<b>Adult Patients</b> n (%)
--	--------------------------------

Adverse Reaction*	n (%)	
	Daptomycin 6 mg/kg (N=120)	Comparator† (N=116)
<b>Infections and infestations</b>		
Sepsis NOS	6 (5%)	3 (3%)
Bacteremia	6 (5%)	0 (0%)
<b>Gastrointestinal disorders</b>		
Abdominal pain NOS	7 (6%)	4 (3%)
<b>General disorders and administration site conditions</b>		
Chest pain	8 (7%)	7 (6%)
Edema NOS	8 (7%)	5 (4%)
<b>Respiratory, thoracic and mediastinal disorders</b>		
Pharyngolaryngeal pain	10 (8%)	2 (2%)
<b>Skin and subcutaneous tissue disorders</b>		
Pruritus	7 (6%)	6 (5%)
Sweating increased	6 (5%)	0 (0%)
<b>Psychiatric disorders</b>		
Insomnia	11 (9%)	8 (7%)
<b>Investigations</b>		
Blood creatine phosphokinase increased	8 (7%)	1 (1%)
<b>Vascular disorders</b>		
Hypertension NOS	7 (6%)	3 (3%)

\* NOS, not otherwise specified.

† Comparator: vancomycin (1 g IV q12h) or an anti-staphylococcal semi-synthetic penicillin (i.e., nafcillin, oxacillin, cloxacillin, or flucloxacillin; 2 g IV q4h), each with initial low-dose gentamicin.

The following reactions, not included above, were reported as possibly or probably drug-related in the daptomycin-treated group:

*Blood and Lymphatic System Disorders:* eosinophilia, lymphadenopathy, thrombocythemia, thrombocytopenia

*Cardiac Disorders:* atrial fibrillation, atrial flutter, cardiac arrest

*Ear and Labyrinth Disorders:* tinnitus

*Eye Disorders:* vision blurred

*Gastrointestinal Disorders:* dry mouth, epigastric discomfort, gingival pain, hypoesthesia oral

*Infections and Infestations:* candidal infection NOS, vaginal candidiasis, fungemia, oral candidiasis, urinary tract infection fungal

*Investigations:* blood phosphorous increased, blood alkaline phosphatase increased, INR increased, liver function test abnormal, alanine aminotransferase increased, aspartate aminotransferase increased, prothrombin time prolonged

*Metabolism and Nutrition Disorders:* appetite decreased NOS

*Musculoskeletal and Connective Tissue Disorders:* myalgia

*Nervous System Disorders:* dyskinesia, paresthesia

*Psychiatric Disorders:* hallucination NOS

*Renal and Urinary Disorders:* proteinuria, renal impairment NOS

*Skin and Subcutaneous Tissue Disorders:* pruritus generalized, rash vesicular

#### Other Trials in Adults

In Phase 3 trials of community-acquired pneumonia (CAP) in adult patients, the death rate and rates of serious cardiorespiratory adverse events were higher in daptomycin-treated patients than in comparator-treated patients. These differences were due to lack of therapeutic effectiveness of daptomycin in the treatment of CAP in patients experiencing these adverse events [see *Indications and Usage* ( 1.4)] .

#### Laboratory Changes in Adults

##### *Complicated Skin and Skin Structure Infection Trials in Adults*

In Phase 3 cSSSI trials of adult patients receiving daptomycin at a dose of 4 mg/kg, elevations in CPK were reported as clinical adverse events in 15/534 (2.8%) daptomycin-treated patients, compared with 10/558 (1.8%) comparator-treated patients. Of the 534 patients treated with daptomycin, 1 (0.2%) had symptoms of muscle pain or weakness associated with CPK elevations to greater than 4 times the upper limit of normal (ULN). The symptoms resolved within 3 days and CPK returned to normal within 7 to 10 days after treatment was discontinued [see *Warnings and Precautions* ( 5.2)] . Table 8 summarizes the CPK shifts from Baseline through End of Therapy in the cSSSI adult trials.

**Table 8: Incidence of CPK Elevations from Baseline during Therapy in Either the Daptomycin Treatment Group or the Comparator Treatment Group in Phase 3 cSSSI Adult Trials**

Change in CPK		All Adult Patients				Adult Patients with Normal CPK at Baseline			
		Daptomycin 4 mg/kg (N=430)		Comparator* (N=459)		Daptomycin 4 mg/kg (N=374)		Comparator* (N=392)	
		%	n	%	n	%	n	%	n
No Increase		90.7	390	91.1	418	91.2	341	91.1	357
Maximum Value	>1× ULN†	9.3	40	8.9	41	8.8	33	8.9	35
	>2× ULN	4.9	21	4.8	22	3.7	14	3.1	12
	>4× ULN	1.4	6	1.5	7	1.1	4	1.0	4
	>5× ULN	1.4	6	0.4	2	1.1	4	0.0	0
	>10× ULN	0.5	2	0.2	1	0.2	1	0.0	0

Note: Elevations in CPK observed in adult patients treated with daptomycin or comparator were not

clinically or statistically significantly different.

\* Comparator: vancomycin (1 g IV q12h) or an anti-staphylococcal semi-synthetic penicillin (i.e., nafcillin, oxacillin, cloxacillin, or flucloxacillin; 4 to 12 g/day IV in divided doses).

† ULN (Upper Limit of Normal) is defined as 200 U/L.

### *S. aureus* Bacteremia/Endocarditis Trial in Adults

In the *S. aureus* bacteremia/endocarditis trial in adult patients, at a dose of 6 mg/kg, 11/120 (9.2%) daptomycin-treated patients, including two patients with baseline CPK levels >500 U/L, had CPK elevations to levels >500 U/L, compared with 1/116 (0.9%) comparator-treated patients. Of the 11 daptomycin-treated patients, 4 had prior or concomitant treatment with an HMG-CoA reductase inhibitor. Three of these 11 daptomycin-treated patients discontinued therapy due to CPK elevation, while the one comparator-treated patient did not discontinue therapy [see *Warnings and Precautions* ( 5.2)] .

## Clinical Trial Experience in Pediatric Patients

### Complicated Skin and Skin Structure Infection Trial in Pediatric Patients

The safety of daptomycin was evaluated in one clinical trial (in cSSSI), which included 256 pediatric patients (1 to 17 years of age) treated with intravenous daptomycin and 133 patients treated with comparator agents. Patients were given age-dependent doses once daily for a treatment period of up to 14 days (median treatment period was 3 days). The doses given by age group were as follows: 10 mg/kg for 1 to < 2 years, 9 mg/kg for 2 to 6 years, 7 mg/kg for 7 to 11 years and 5 mg/kg for 12 to 17 years of age [see *Clinical Studies* ( 14)] . Patients treated with daptomycin were (51%) male, (49%) female and (46%) Caucasian and (32%) Asian.

### Adverse Reactions Leading to Discontinuation

In the cSSSI study, daptomycin was discontinued in 7/256 (2.7%) patients due to an adverse reaction, while comparator was discontinued in 7/133 (5.3%) patients.

### Most Common Adverse Reactions

The rates of the most common adverse reactions, organized by body system, observed in these pediatric patients with cSSSI are displayed in Table 9.

**Table 9: Adverse Reactions that Occurred in ≥2% of Pediatric Patients in the Daptomycin Treatment-Arm and Greater Than or Equal to the Comparator Treatment-Arm in the cSSSI Pediatric Trial**

Adverse Reaction	Daptomycin (N = 256)	Comparator* (N = 133)
	n (%)	n (%)
<b>Gastrointestinal disorders</b>		
Diarrhea	18 (7.0)	7 (5.3)
Vomiting	7 (2.7)	1 (0.8)
Abdominal Pain	5 (2.0)	0
<b>Skin and subcutaneous tissue disorders</b>		
Pruritus	8 (3.1)	2 (1.5)
<b>General disorders and</b>		

<b>administration site conditions</b>		
Pyrexia	10 (3.9)	4 (3.0)
<b>Investigations</b>		
Blood CPK increased	14 (5.5)	7 (5.3)
<b>Nervous system disorders</b>		
Headache	7 (2.7)	3 (2.3)

\*Comparators included intravenous therapy with either vancomycin, clindamycin, or an anti-staphylococcal semi-synthetic penicillin (nafcillin, oxacillin or cloxacillin)

The safety profile in the clinical trial of cSSSI pediatric patients was similar to that observed in the cSSSI adult patients.

#### *S. aureus Bacteremia Trial in Pediatric Patients*

The safety of daptomycin was evaluated in one clinical trial (in *S. aureus* bacteremia), which treated 55 pediatric patients with intravenous daptomycin and 26 patients with comparator agents. Patients were given age-dependent doses once daily for a treatment period of up to 42 days (mean duration of IV treatment was 12 days). The doses by age group were as follows: 12 mg/kg for 1 to <6 years, 9 mg/kg for 7 to 11 years and 7 mg/kg for 12 to 17 years of age [see *Clinical Studies* ( 14)] . Patients treated with daptomycin were (69%) male and (31%) female. No patients 1 to <2 years of age were enrolled.

#### Adverse Reactions Leading to Discontinuation

In the bacteremia study, daptomycin was discontinued in 3/55 (5.5%) patients due to an adverse reaction, while comparator was discontinued in 2/26 (7.7%) patients.

#### Most Common Adverse Reactions

The rates of the most common adverse reactions, organized by body system, observed in these pediatric patients with bacteremia are displayed in Table 10.

**Table 10: Incidence of Adverse Reactions that Occurred in ≥5% of Pediatric Patients in the Daptomycin Treatment-Arm and Greater Than or Equal to the Comparator Treatment-Arm in the Pediatric Bacteremia Trial**

<b>Adverse Reaction</b>	<b>Daptomycin (N = 55)</b>	<b>Comparator* (N = 26)</b>
	<b>n (%)</b>	<b>n (%)</b>
<b>Gastrointestinal disorders</b>		
Vomiting	6 (10.9)	2 (7.7)
<b>Investigations</b>		
Blood CPK increased	4 (7.3)	0

\*Comparators included intravenous therapy with either vancomycin, cefazolin, or an anti-staphylococcal semi-synthetic penicillin (nafcillin, oxacillin or cloxacillin)

## **6.2 Post-Marketing Experience**

The following adverse reactions have been identified during post-approval use of daptomycin. Because these reactions are reported voluntarily from a population of uncertain size, it is not always possible to reliably estimate their frequency or establish a causal relationship to drug exposure.

*Blood and Lymphatic System Disorders:* anemia, thrombocytopenia

*General and Administration Site Conditions:* pyrexia

*Immune System Disorders:* anaphylaxis; hypersensitivity reactions, including angioedema, pruritus, hives, shortness of breath, difficulty swallowing, truncal erythema, and pulmonary eosinophilia [see *Contraindications ( 4 and Warnings and Precautions ( 5.1)*]

*Infections and Infestations:* *Clostridioides difficile*-associated diarrhea [see *Warnings and Precautions ( 5.8)*]

*Laboratory Investigations:* platelet count decreased

*Musculoskeletal Disorders:* myoglobin increased; rhabdomyolysis (some reports involved patients treated concurrently with daptomycin and HMG-CoA reductase inhibitors) [see *Warnings and Precautions ( 5.2), Drug Interactions ( 7.1), and Clinical Pharmacology ( 12.3)*]

*Respiratory, Thoracic, and Mediastinal Disorders:* cough, eosinophilic pneumonia, organizing pneumonia [see *Warnings and Precautions ( 5.3)*]

*Nervous System Disorders:* peripheral neuropathy [see *Warnings and Precautions ( 5.6)*]

*Skin and Subcutaneous Tissue Disorders:* serious skin reactions, including drug reaction with eosinophilia and systemic symptoms (DRESS), vesiculobullous rash (with or without mucous membrane involvement, including Stevens-Johnson syndrome [SJS] and toxic epidermal necrolysis [TEN]), and acute generalized exanthematous pustulosis [see *Warnings and Precautions ( 5.4)*]

*Gastrointestinal Disorders:* nausea, vomiting

*Renal and Urinary Disorders:* acute kidney injury, renal insufficiency, renal failure, and tubulointerstitial nephritis (TIN) [see *Warnings and Precautions ( 5.5)*]

*Special Senses:* visual disturbances

## **7 DRUG INTERACTIONS**

### **7.1 HMG-CoA Reductase Inhibitors**

In healthy adult subjects, concomitant administration of daptomycin and simvastatin had no effect on plasma trough concentrations of simvastatin, and there were no reports of skeletal myopathy [see *Clinical Pharmacology ( 12.3)*].

However, inhibitors of HMG-CoA reductase may cause myopathy, which is manifested as muscle pain or weakness associated with elevated levels of creatine phosphokinase (CPK). In the adult Phase 3 *S. aureus* bacteremia/endocarditis trial, some patients who received prior or concomitant treatment with an HMG-CoA reductase inhibitor developed elevated CPK [see *Adverse Reactions ( 6.1)*]. Experience with the coadministration of HMG-CoA reductase inhibitors and daptomycin in patients is limited; therefore, consideration should be given to suspending use of HMG-CoA reductase inhibitors temporarily in patients receiving daptomycin.

### **7.2 Drug-Laboratory Test Interactions**

Clinically relevant plasma concentrations of daptomycin have been observed to cause a

significant concentration-dependent false prolongation of prothrombin time (PT) and elevation of International Normalized Ratio (INR) when certain recombinant thromboplastin reagents are utilized for the assay. The possibility of an erroneously elevated PT/INR result due to interaction with a recombinant thromboplastin reagent may be minimized by drawing specimens for PT or INR testing near the time of trough plasma concentrations of daptomycin. However, sufficient daptomycin concentrations may be present at trough to cause interaction.

If confronted with an abnormally high PT/INR result in a patient being treated with daptomycin, it is recommended that clinicians:

1. Repeat the assessment of PT/INR, requesting that the specimen be drawn just prior to the next daptomycin dose (i.e., at trough concentration). If the PT/INR value obtained at trough remains substantially elevated above what would otherwise be expected, consider evaluating PT/INR utilizing an alternative method.
2. Evaluate for other causes of abnormally elevated PT/INR results.

## **8 USE IN SPECIFIC POPULATIONS**

### **8.1 Pregnancy**

#### Risk Summary

Limited published data on use of daptomycin in pregnant women are insufficient to inform a drug-associated risk for major birth defects and miscarriage. In animal reproduction studies performed in rats and rabbits daptomycin was administered intravenously during organogenesis at doses 2 and 4-times, respectively, the recommended 6 mg/kg human dose (on a body surface area basis). No evidence of adverse developmental outcomes was observed.

The background risk of major birth defects and miscarriage for the indicated population is unknown. All pregnancies have a background risk of birth defect, loss, or other adverse outcomes. In the U.S. general population, the estimated background risk of major birth defects and miscarriage in clinically recognized pregnancies is 2 to 4% and 15 to 20%, respectively.

#### Data

##### *Animal Data*

In pregnant rats, daptomycin was administered intravenously at doses of 5, 20, or 75 mg/kg/day during the gestation days 6 to 18. Maternal body weight gain was decreased at 75 mg/kg/day.

No embryo/fetal effects were noted at the highest dose of 75 mg/kg/day, a dose approximately 2-fold higher than in humans at the recommended maximum dose of 6 mg/kg (based on body surface area).

In pregnant rabbits, daptomycin was administered intravenously at doses of 5, 20, or 75 mg/kg/day during the gestation days 6 to 15. Maternal body weight gain and food consumption were decreased at 75 mg/kg/day. No embryo/fetal effects were noted at the highest dose of 75 mg/kg/day, a dose approximately 4-fold higher than in humans at the maximum recommended dose of 6 mg/kg (based on body surface area).

In a combined fertility and pre/postnatal development study, daptomycin was

administered intravenously to female rats at doses of 2, 25, 75 mg/kg/day from 14-days pre-mating through lactation/postpartum day 20). No effects on pre/postnatal development were observed up to the highest dose of 75 mg/kg/day, a dose approximately 2-fold higher than the maximum recommended human dose of 6 mg/kg (based on body surface area) <sup>1</sup>.

## 8.2 Lactation

### Risk Summary

Limited published data report that daptomycin is present in human milk at infant doses of 0.1% of the maternal dose (*see Data*) <sup>2,3,4</sup>. There is no information on the effects of daptomycin on the breastfed infant or the effects of daptomycin on milk production. The developmental and health benefits of breastfeeding should be considered along with the mother's clinical need for daptomycin and any potential adverse effects on the breastfed infant from daptomycin or from the underlying maternal condition.

## 8.4 Pediatric Use

The safety and effectiveness of daptomycin in the treatment of cSSSI and *S. aureus* bloodstream infections (bacteremia) have been established in the age groups 1 to 17 years of age. Use of daptomycin in these age groups is supported by evidence from adequate and well-controlled studies in adults, with additional data from pharmacokinetic studies in pediatric patients, and from safety, efficacy and PK studies in pediatric patients with cSSSI and *S. aureus* bloodstream infections [*see Adverse Reactions* ( 6.1), *Clinical Pharmacology* ( 12.3), and *Clinical Studies* ( 14.1, 14.2)].

Safety and effectiveness in pediatric patients below the age of one year have not been established.

Avoid use of daptomycin in pediatric patients younger than one year of age due to the risk of potential effects on muscular, neuromuscular, and/or nervous systems (either peripheral and/or central) observed in neonatal dogs [*see Warnings and Precautions* ( 5.5) and *Nonclinical Toxicology* ( 13.2)] .

Daptomycin is not indicated in pediatric patients with renal impairment because dosage has not been established in these patients.

Daptomycin has not been studied in pediatric patients with other bacterial infections.

## 8.5 Geriatric Use

Of the 534 adult patients treated with daptomycin in Phase 3 controlled clinical trials of complicated skin and skin structure infections (cSSSI), 27% were 65 years of age or older and 12% were 75 years of age or older. Of the 120 adult patients treated with daptomycin in the Phase 3 controlled clinical trial of *S. aureus* bacteremia/endocarditis, 25% were 65 years of age or older and 16% were 75 years of age or older. In Phase 3 adult clinical trials of cSSSI and *S. aureus* bacteremia/endocarditis, clinical success rates were lower in patients  $\geq 65$  years of age than in patients  $< 65$  years of age. In addition, treatment-emergent adverse events were more common in patients  $\geq 65$  years of age than in patients  $< 65$  years of age.

The exposure of daptomycin was higher in healthy elderly subjects than in healthy young adult subjects. However, no adjustment of daptomycin dosage is warranted for elderly patients with creatinine clearance ( $CL_{CR}$ )  $\geq 30$  mL/min [*see Dosage and Administration* (

2.4) and Clinical Pharmacology ( 12.3)] .

## 8.6 Patients with Renal Impairment

Daptomycin is eliminated primarily by the kidneys; therefore, a modification of daptomycin dosage interval is recommended for adult patients with  $CL_{CR} < 30$  mL/min, including patients receiving hemodialysis or continuous ambulatory peritoneal dialysis (CAPD). In adult patients with renal impairment, both renal function and creatine phosphokinase (CPK) should be monitored more frequently than once weekly [see Dosage and Administration ( 2.6), Warnings and Precautions ( 5.2, 5.10), and Clinical Pharmacology ( 12.3)] .

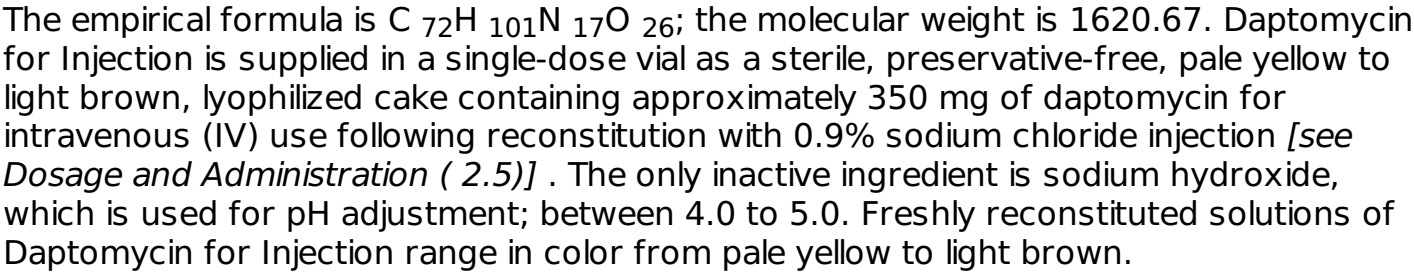
The dosage regimen for daptomycin in pediatric patients with renal impairment has not been established.

## 10 OVERDOSAGE

In the event of overdosage, supportive care is advised with maintenance of glomerular filtration. Daptomycin is cleared slowly from the body by hemodialysis (approximately 15% of the administered dose is removed over 4 hours) and by peritoneal dialysis (approximately 11% of the administered dose is removed over 48 hours). The use of high-flux dialysis membranes during 4 hours of hemodialysis may increase the percentage of dose removed compared with that removed by low-flux membranes.

## 11 DESCRIPTION

Daptomycin for Injection contains daptomycin, a cyclic lipopeptide antibacterial agent derived from the fermentation of *Streptomyces roseosporus*. The chemical name is *N*-decanoyl-L-tryptophyl-D-asparaginyl-L-aspartyl-L-threonylglycyl-L-ornithyl-L-aspartyl-D-alanyl-L-aspartylglycyl-D-seryl- *threo*-3-methyl-L-glutamyl-3-anthraniloyl-L-alanine  $\epsilon$  1-lactone. The chemical structure is:



## 12.1 Mechanism of Action

## 12.2 Pharmacodynamics

## 12.3 Pharmacokinetics

The mean and standard deviation (SD) pharmacokinetic parameters of daptomycin at steady-state following intravenous (IV) administration of daptomycin over a 30-minute period at 4 to 12 mg/kg every 24h to healthy young adults are summarized in Table 11.

**Table 11: Mean (SD) Daptomycin Pharmacokinetic Parameters in Healthy Adult Volunteers at Steady-State**

Dose* † (mg/kg)	Pharmacokinetic Parameters ‡				
	AUC <sub>0-24</sub> (mcg•h/mL)	t <sub>1/2</sub> (h)	V <sub>ss</sub> (L/kg)	CL <sub>T</sub> (mL/h/kg)	C <sub>max</sub> (mcg/mL)
4 (N=6)	494 (75)	8.1 (1.0)	0.096 (0.009)	8.3 (1.3)	57.8 (3.0)
6 (N=6)	632 (78)	7.9 (1.0)	0.101 (0.007)	9.1 (1.5)	93.9 (6.0)
8 (N=6)	858 (213)	8.3 (2.2)	0.101 (0.013)	9.0 (3.0)	123.3 (16.0)
10 (N=9)	1039 (178)	7.9 (0.6)	0.098 (0.017)	8.8 (2.2)	141.1 (24.0)
12 (N=9)	1277 (253)	7.7 (1.1)	0.097 (0.018)	9.0 (2.8)	183.7 (25.0)

\* Daptomycin was administered by IV infusion over a 30-minute period.

† Doses of daptomycin in excess of 6 mg/kg have not been approved.

‡ AUC<sub>0-24</sub>, area under the concentration-time curve from 0 to 24 hours; t<sub>1/2</sub>, elimination half-life; V<sub>ss</sub>, volume of distribution at steady-state; CL<sub>T</sub>, total plasma clearance; C<sub>max</sub>, maximum plasma concentration.

Daptomycin pharmacokinetics were generally linear and time-independent at daptomycin doses of 4 to 12 mg/kg every 24h administered by IV infusion over a 30-minute period for up to 14 days. Steady-state trough concentrations were achieved by the third daily dose. The mean (SD) steady-state trough concentrations attained following the administration of 4, 6, 8, 10, and 12 mg/kg every 24h were 5.9 (1.6), 6.7 (1.6), 10.3 (5.5), 12.9 (2.9), and 13.7 (5.2) mcg/mL, respectively.

#### Daptomycin Administered over a 2-Minute Period in Adults

Following IV administration of daptomycin over a 2-minute period to healthy adult volunteers at doses of 4 mg/kg (N=8) and 6 mg/kg (N=12), the mean (SD) steady-state systemic exposure (AUC) values were 475 (71) and 701 (82) mcg•h/mL, respectively. Values for maximum plasma concentration (C<sub>max</sub>) at the end of the 2-minute period could not be determined adequately in this study. However, using pharmacokinetic parameters from 14 healthy adult volunteers who received a single dose of daptomycin 6 mg/kg IV administered over a 30-minute period in a separate study, steady-state C<sub>max</sub> values were simulated for daptomycin 4 and 6 mg/kg IV administered over a 2-minute period. The simulated mean (SD) steady-state C<sub>max</sub> values were 77.7 (8.1) and 116.6 (12.2) mcg/mL, respectively.

#### Distribution

Daptomycin is reversibly bound to human plasma proteins, primarily to serum albumin, in a concentration-independent manner. The overall mean binding ranges from 90 to 93%.

In clinical studies, mean serum protein binding in adult subjects with creatinine clearance (CL<sub>CR</sub>) ≥30 mL/min was comparable to that observed in healthy adult subjects with normal renal function.

However, there was a trend toward decreasing serum protein binding among subjects with CL<sub>CR</sub> <30 mL/min (88%), including those receiving hemodialysis (86%) and continuous ambulatory peritoneal dialysis (CAPD) (84%). The protein binding of daptomycin in adult subjects with moderate hepatic impairment (Child-Pugh Class B) was similar to that in healthy adult subjects.

The volume of distribution at steady-state ( $V_{ss}$ ) of daptomycin in healthy adult subjects was approximately 0.1 L/kg and was independent of dose.

### Metabolism

In *in vitro* studies, daptomycin was not metabolized by human liver microsomes.

In 5 healthy adults after infusion of radiolabeled  $^{14}\text{C}$ -daptomycin, the plasma total radioactivity was similar to the concentration determined by microbiological assay. Inactive metabolites were detected in urine, as determined by the difference between total radioactive concentrations and microbiologically active concentrations. In a separate study, no metabolites were observed in plasma on Day 1 following the administration of daptomycin at 6 mg/kg to adult subjects. Minor amounts of three oxidative metabolites and one unidentified compound were detected in urine. The site of metabolism has not been identified.

### Excretion

Daptomycin is excreted primarily by the kidneys. In a mass balance study of 5 healthy adult subjects using radiolabeled daptomycin, approximately 78% of the administered dose was recovered from urine based on total radioactivity (approximately 52% of the dose based on microbiologically active concentrations), and 5.7% of the administered dose was recovered from feces (collected for up to 9 days) based on total radioactivity.

### Specific Populations

#### *Patients with Renal Impairment*

Population-derived pharmacokinetic parameters were determined for infected adult patients (complicated skin and skin structure infections [cSSSI] and *S. aureus* bacteremia) and noninfected adult subjects with various degrees of renal function (Table 12). Total plasma clearance ( $\text{CL}_T$ ), elimination half-life ( $t_{1/2}$ ), and volume of distribution at steady-state ( $V_{ss}$ ) in patients with cSSSI were similar to those in patients with *S. aureus* bacteremia. Following administration of daptomycin 4 mg/kg every 24h by IV infusion over a 30-minute period, the mean  $\text{CL}_T$  was 9%, 22%, and 46% lower among subjects and patients with mild ( $\text{CL}_{CR}$  50 to 80 mL/min), moderate ( $\text{CL}_{CR}$  30 to <50 mL/min), and severe ( $\text{CL}_{CR}$  <30 mL/min) renal impairment, respectively, than in those with normal renal function ( $\text{CL}_{CR}$  >80 mL/min).

The mean steady-state systemic exposure (AUC),  $t_{1/2}$ , and  $V_{ss}$  increased with decreasing renal function, although the mean AUC for patients with  $\text{CL}_{CR}$  30 to 80 mL/min was not markedly different from the mean AUC for patients with normal renal function. The mean AUC for patients with  $\text{CL}_{CR}$  <30 mL/min and for patients on dialysis (CAPD and hemodialysis dosed post-dialysis) was approximately 2 and 3 times higher, respectively, than for patients with normal renal function. The mean  $C_{max}$  ranged from 60 to 70 mcg/mL in patients with  $\text{CL}_{CR} \geq 30$  mL/min, while the mean  $C_{max}$  for patients with  $\text{CL}_{CR}$  <30 mL/min ranged from 41 to 58 mcg/mL. After administration of daptomycin 6 mg/kg every 24h by IV infusion over a 30-minute period, the mean  $C_{max}$  ranged from 80 to 114 mcg/mL in patients with mild to moderate renal impairment and was similar to that of patients with normal renal function.

**Table 12: Mean (SD) Daptomycin Population Pharmacokinetic Parameters Following Infusion of Daptomycin 4 mg/kg or 6 mg/kg to Infected Adult**

## Patients and Noninfected Adult Subjects with Various Degrees of Renal Function

Renal Function	Pharmacokinetic Parameters*					
	$t_{1/2}^{\dagger}$ (h) 4 mg/kg	$V_{ss}^{\dagger}$ (L/kg) 4 mg/kg	$CL_T^{\dagger}$ (mL/h/kg) 4 mg/kg	$AUC_{0-\infty}^{\dagger}$ (mcg•h/mL) 4 mg/kg	$AUC_{ss}^{\ddagger}$ (mcg•h/mL) 6 mg/kg	$C_{min,ss}^{\ddagger}$ (mcg/mL) 6 mg/kg
Normal (CL <sub>CR</sub> >80 mL/min)	9.39 (4.74) N=165	0.13 (0.05) N=165	10.9 (4.0) N=165	417 (155) N=165	545 (296) N=62	6.9 (3.5) N=61
Mild Renal Impairment (CL <sub>CR</sub> 50 to 80 mL/min)	10.75 (8.36) N=64	0.12 (0.05) N=64	9.9 (4.0) N=64	466 (177) N=64	637 (215) N=29	12.4 (5.6) N=29
Moderate Renal Impairment (CL <sub>CR</sub> 30 to <50 mL/min)	14.70 (10.50) N=24	0.15 (0.06) N=24	8.5 (3.4) N=24	560 (258) N=24	868 (349) N=15	19.0 (9.0) N=14
Severe Renal Impairment (CL <sub>CR</sub> <30 mL/min)	27.83 (14.85) N=8	0.20 (0.15) N=8	5.9 (3.9) N=8	925 (467) N=8	1050 (892) N=2	24.4 (21.4) N=2
Hemodialysis	30.51 (6.51) N=16	0.16 (0.04) N=16	3.9 (2.1) N=16	1193 (399) N=16	NA	NA
CAPD	27.56 (4.53) N=5	0.11 (0.02) N=5	2.9 (0.4) N=5	1409 (238) N=5	NA	NA

Note: Daptomycin was administered over a 30-minute period.

\* CL<sub>CR</sub>, creatinine clearance estimated using the Cockcroft-Gault equation with actual body weight; CAPD, continuous ambulatory peritoneal dialysis; AUC<sub>0-∞</sub>, area under the concentration-time curve extrapolated to infinity; AUC<sub>ss</sub>, area under the concentration-time curve calculated over the 24-hour dosing interval at steady-state; C<sub>min,ss</sub>, trough concentration at steady-state; NA, not applicable.

† Parameters obtained following a single dose from patients with complicated skin and skin structure infections and healthy subjects.

‡ Parameters obtained at steady-state from patients with *S. aureus* bacteremia.

Because renal excretion is the primary route of elimination, adjustment of daptomycin dosage interval is necessary in adult patients with severe renal impairment (CL<sub>CR</sub> <30 mL/min) [see *Dosage and Administration* ( 2.6)] .

### *Patients with Hepatic Impairment*

The pharmacokinetics of daptomycin were evaluated in 10 adult subjects with moderate hepatic impairment (Child-Pugh Class B) and compared with those in healthy adult volunteers (N=9) matched for gender, age, and weight. The pharmacokinetics of daptomycin were not altered in subjects with moderate hepatic impairment. No dosage adjustment is warranted when daptomycin is administered to patients with mild to moderate hepatic impairment. The pharmacokinetics of daptomycin in patients with

severe hepatic impairment (Child-Pugh Class C) have not been evaluated.

### *Gender*

No clinically significant gender-related differences in daptomycin pharmacokinetics have been observed. No dosage adjustment is warranted based on gender when daptomycin is administered.

### *Geriatric Patients*

The pharmacokinetics of daptomycin were evaluated in 12 healthy elderly subjects ( $\geq 75$  years of age) and 11 healthy young adult controls (18 to 30 years of age). Following administration of a single 4 mg/kg dose of daptomycin by IV infusion over a 30-minute period, the mean total clearance of daptomycin was approximately 35% lower and the mean  $AUC_{0-\infty}$  was approximately 58% higher in elderly subjects than in healthy young adult subjects. There were no differences in  $C_{max}$  [see *Use in Specific Populations* ( 8.5)]

### *Obese Patients*

The pharmacokinetics of daptomycin were evaluated in 6 moderately obese (Body Mass Index [BMI] 25 to 39.9 kg/m<sup>2</sup>) and 6 extremely obese (BMI  $\geq 40$  kg/m<sup>2</sup>) adult subjects and controls matched for age, gender, and renal function. Following administration of daptomycin by IV infusion over a 30-minute period as a single 4 mg/kg dose based on total body weight, the total plasma clearance of daptomycin normalized to total body weight was approximately 15% lower in moderately obese subjects and 23% lower in extremely obese subjects than in nonobese controls. The  $AUC_{0-\infty}$  of daptomycin was approximately 30% higher in moderately obese subjects and 31% higher in extremely obese subjects than in nonobese controls. The differences were most likely due to differences in the renal clearance of daptomycin. No adjustment of daptomycin dosage is warranted in obese patients.

### *Pediatric Patients*

The pharmacokinetics of daptomycin in pediatric subjects was evaluated in 3 single-dose pharmacokinetic studies. In general, body weight-normalized total body clearance in pediatric patients was higher than in adults and increased with a decrease of age, whereas elimination half-life tends to decrease with a decrease of age. Body weight-normalized total body clearance and elimination half-life of daptomycin in children 2 to 6 years of age were similar at different doses.

A study was conducted to assess safety, efficacy, and pharmacokinetics of daptomycin in pediatric patients (1 to 17 years old, inclusive) with cSSSI caused by Gram-positive pathogens. Patients were enrolled into 4 age groups [see *Clinical Studies* ( 14.1)] , and intravenous daptomycin doses of 5 to 10 mg/kg once daily were administered. Following administration of multiple doses, daptomycin exposure ( $AUC_{ss}$  and  $C_{max,ss}$ ) was similar across different age groups after dose adjustment based on body weight and age (Table 13).

**Table 13: Mean (SD) Daptomycin Population Pharmacokinetic Parameters in cSSSI Pediatric Patients**

Age	Pharmacokinetic Parameters						
	Dose	Infusion Duration	$AUC_{ss}$	$t_{1/2}$	$V_{ss}$	CLT	$C_{max,ss}$

	(mg/kg)	Duration (min)	(mcg•h/mL)	(h)	(mL)	(mL/h/kg)	(mcg/mL)
12 to 17 years (N=6)	5	30	434 (67.9)	7.1 (0.9))	8200 (3250)	11.8 (2.15)	76.4 (6.75)
7 to 11 years (N=2)	7	30	543*	6.8*	4470*	13.2*	92.4*
2 to 6 years (N=7)	9	60	452 (93.1)	4.6 (0.8)	2750 (832)	20.8 (4.29)	90.3 (14.0)
1 to less than 2 years (N=27)	10	60	462 (138)	4.8 (0.6)	1670 (446)	23.1 (5.43)	81.6 (20.7)

AUC<sub>ss</sub>, area under the concentration-time curve at steady state; CL<sub>T</sub>, clearance normalized to body weight; V<sub>ss</sub>, volume of distribution at steady state; t<sub>1/2</sub>, terminal half-life

\*Mean is calculated from N=2

A study was conducted to assess safety, efficacy, and pharmacokinetics of daptomycin in pediatric patients with *S. aureus* bacteremia. Patients were enrolled into 3 age groups [see *Clinical Studies* ( 14.2)] , and intravenous doses of 7 to 12 mg/kg once daily were administered. Following administration of multiple doses, daptomycin exposure (AUC<sub>ss</sub> and C<sub>max,ss</sub>) was similar across different age groups after dose adjustment based on body weight and age (Table 14).

**Table 14: Mean (SD) of Daptomycin Pharmacokinetics in Bacteremia Pediatric Patients**

Age	Pharmacokinetic Parameters						
	Dose (mg/kg)	Infusion Duration (min)	AUC <sub>ss</sub> (mcg•h/mL)	t <sub>1/2</sub> (h)	V <sub>ss</sub> (mL)	CL <sub>T</sub> (mL/h/kg)	C <sub>max,ss</sub> (mcg/mL)
12 to 17 years (N=13)	7	30	656 (334)	7.5 (2.3)	6420 (1980)	12.4 (3.9)	104 (35.5)
7 to 11 years (N=19)	9	30	579 (116)	6.0 (0.8)	4510 (1470)	15.9 (2.8)	104 (14.5)
2 to 6 years (N=19)	12	60	620 (109)	5.1 (0.6)	2200 (570)	19.9 (3.4)	106 (12.8)

AUC<sub>ss</sub>, AUC<sub>ss</sub>, area under the concentration-time curve at steady state; CL<sub>T</sub>, clearance normalized to body weight; V<sub>ss</sub>, volume of distribution at steady state; t<sub>1/2</sub>, terminal half-life

No patients 1 to <2 years of age were enrolled in the study. Simulation using a population pharmacokinetic model demonstrated that the AUC<sub>ss</sub> of daptomycin in

pediatric patients 1 to <22 years of age receiving 12 mg/kg once daily would be comparable to that in adult patients receiving 6 mg/kg once daily.

### Drug-Drug Interactions

#### *In Vitro Studies*

*In vitro* studies with human hepatocytes indicate that daptomycin does not inhibit or induce the activities of the following human cytochrome P450 isoforms: 1A2, 2A6, 2C9, 2C19, 2D6, 2E1, and 3A4. It is unlikely that daptomycin will inhibit or induce the metabolism of drugs metabolized by the P450 system.

#### *Aztreonam*

In a study in which 15 healthy adult subjects received a single dose of daptomycin 6 mg/kg IV and a combination dose of daptomycin 6 mg/kg IV and aztreonam 1 g IV, administered over a 30-minute period, the  $C_{max}$  and  $AUC_{0-\infty}$  of daptomycin were not significantly altered by aztreonam.

#### *Tobramycin*

In a study in which 6 healthy adult males received a single dose of daptomycin 2 mg/kg IV, tobramycin 1 mg/kg IV, and both in combination, administered over a 30-minute period, the mean  $C_{max}$  and  $AUC_{0-\infty}$  of daptomycin were 12.7% and 8.7% higher, respectively, when daptomycin was coadministered with tobramycin. The mean  $C_{max}$  and  $AUC_{0-\infty}$  of tobramycin were 10.7% and 6.6% lower, respectively, when tobramycin was coadministered with daptomycin. These differences were not statistically significant. The interaction between daptomycin and tobramycin with a clinical dose of daptomycin is unknown.

#### *Warfarin*

In 16 healthy adult subjects, administration of daptomycin 6 mg/kg every 24h by IV infusion over a 30-minute period for 5 days, with coadministration of a single oral dose of warfarin (25 mg) on the 5th day, had no significant effect on the pharmacokinetics of either drug and did not significantly alter the INR (International Normalized Ratio).

#### *Simvastatin*

In 20 healthy adult subjects on a stable daily dose of simvastatin 40 mg, administration of daptomycin 4 mg/kg every 24h by IV infusion over a 30-minute period for 14 days (N=10) had no effect on plasma trough concentrations of simvastatin and was not associated with a higher incidence of adverse events, including skeletal myopathy, than in subjects receiving placebo once daily (N=10) [see *Warnings and Precautions* ( 5.2) and *Drug Interactions* ( 7.1)] .

#### *Probenecid*

Concomitant administration of probenecid (500 mg 4 times daily) and a single dose of daptomycin 4 mg/kg by IV infusion over a 30-minute period in adults did not significantly alter the  $C_{max}$  or  $AUC_{0-\infty}$  of daptomycin.

## **12.4 Microbiology**

Daptomycin belongs to the cyclic lipopeptide class of antibacterials. Daptomycin has clinical utility in the treatment of infections caused by aerobic, Gram-positive bacteria. The *in vitro* spectrum of activity of daptomycin encompasses most clinically relevant

Gram-positive pathogenic bacteria.

Daptomycin exhibits rapid, concentration-dependent bactericidal activity against Gram-positive bacteria *in vitro*. This has been demonstrated both by time-kill curves and by MBC/MIC (minimum bactericidal concentration/minimum inhibitory concentration) ratios using broth dilution methodology. Daptomycin maintained bactericidal activity *in vitro* against stationary phase *S. aureus* in simulated endocardial vegetations. The clinical significance of this is not known.

### Mechanism of Action

Daptomycin binds to bacterial cell membranes and causes a rapid depolarization of membrane potential. This loss of membrane potential causes inhibition of DNA, RNA, and protein synthesis, which results in bacterial cell death.

### Resistance

The mechanism(s) of daptomycin resistance is not fully understood. Currently, there are no known transferable elements that confer resistance to daptomycin.

### Interactions with Other Antibacterials

*In vitro* studies have investigated daptomycin interactions with other antibacterials. Antagonism, as determined by kill curve studies, has not been observed. *In vitro* synergistic interactions of daptomycin with aminoglycosides,  $\beta$ -lactam antibacterials, and rifampin have been shown against some isolates of staphylococci (including some methicillin-resistant isolates) and enterococci (including some vancomycin-resistant isolates).

### Complicated Skin and Skin Structure Infection (cSSSI) Trials in Adults

The emergence of daptomycin non-susceptible isolates occurred in 2 infected patients across the set of Phase 2 and pivotal Phase 3 clinical trials of cSSSI in adult patients. In one case, a non-susceptible *S. aureus* was isolated from a patient in a Phase 2 trial who received daptomycin at less than the protocol-specified dose for the initial 5 days of therapy. In the second case, a non-susceptible *Enterococcus faecalis* was isolated from a patient with an infected chronic decubitus ulcer who was enrolled in a salvage trial.

### *S. aureus* Bacteremia/Endocarditis and Other Post-Approval Trials in Adults

In subsequent clinical trials in adult patients, non-susceptible isolates were recovered. *S. aureus* was isolated from a patient in a compassionate-use trial and from 7 patients in the *S. aureus* bacteremia/endocarditis trial [see *Clinical Studies* ( 14.2)] . An *E. faecium* was isolated from a patient in a vancomycin-resistant enterococci trial.

### Antimicrobial Activity

Daptomycin has been shown to be active against most isolates of the following microorganisms both *in vitro* and in clinical infections [see *Indications and Usage* ( 1)].

#### **Gram-Positive Bacteria**

*Enterococcus faecalis* (vancomycin-susceptible isolates only)

*Staphylococcus aureus* (including methicillin-resistant isolates)

*Streptococcus agalactiae*

*Streptococcus dysgalactiae* subsp. *equisimilis*

## *Streptococcus pyogenes*

The following *in vitro* data are available, but their clinical significance is unknown. At least 90 percent of the following bacteria exhibit an *in vitro* minimum inhibitory concentration (MIC) less than or equal to the susceptible breakpoint for daptomycin against isolates of genus or organism group. However, the efficacy of daptomycin in treating clinical infections due to these bacteria has not been established in adequate and well-controlled clinical trials.

### **Gram-Positive Bacteria**

*Corynebacterium jeikeium*

*Enterococcus faecalis* (vancomycin-resistant isolates)

*Enterococcus faecium* (including vancomycin-resistant isolates)

*Staphylococcus epidermidis* (including methicillin-resistant isolates)

*Staphylococcus haemolyticus*

### Susceptibility Testing

For specific information regarding susceptibility test interpretive criteria and associated test methods and quality control standards recognized by FDA for this drug, please see: <https://www.fda.gov/STIC>

## **13 NONCLINICAL TOXICOLOGY**

### **13.1 Carcinogenesis, Mutagenesis, Impairment of Fertility**

Long-term carcinogenicity studies in animals have not been conducted to evaluate the carcinogenic potential of daptomycin. However, neither mutagenic nor clastogenic potential was found in a battery of genotoxicity tests, including the Ames assay, a mammalian cell gene mutation assay, a test for chromosomal aberrations in Chinese hamster ovary cells, an *in vivo* micronucleus assay, an *in vitro* DNA repair assay, and an *in vivo* sister chromatid exchange assay in Chinese hamsters.

Daptomycin did not affect the fertility or reproductive performance of male and female rats when administered intravenously at doses of 25, 75, or 150 mg/kg/day, which is approximately up to 9 times the estimated human exposure level based upon AUCs (or approximately up to 4 times the recommended human dose of 6 mg/kg based on body surface area comparison).

### **13.2 Animal Toxicology and/or Pharmacology**

#### Adult Animals

In animals, daptomycin administration has been associated with effects on skeletal muscle. However, there were no changes in cardiac or smooth muscle. Skeletal muscle effects were characterized by microscopic degenerative/regenerative changes and variable elevations in creatine phosphokinase (CPK). No fibrosis or rhabdomyolysis was evident in repeat-dose studies up to the highest doses tested in rats (150 mg/kg/day) and dogs (100 mg/kg/day). The degree of skeletal myopathy showed no increase when treatment was extended from 1 month to up to 6 months. Severity was dose-

dependent. All muscle effects, including microscopic changes, were fully reversible within 30 days following the cessation of dosing.

In adult animals, effects on peripheral nerve (characterized by axonal degeneration and frequently accompanied by significant losses of patellar reflex, gag reflex, and pain perception) were observed at daptomycin doses higher than those associated with skeletal myopathy. Deficits in the dogs' patellar reflexes were seen within 2 weeks after the start of treatment at 40 mg/kg/day (9 times the human  $C_{max}$  at the 6 mg/kg/day dose), with some clinical improvement noted within 2 weeks after the cessation of dosing. However, at 75 mg/kg/day for 1 month, 7 of 8 dogs failed to regain full patellar reflex responses within a 3-month recovery period. In a separate study in dogs receiving doses of 75 and 100 mg/kg/day for 2 weeks, minimal residual histological changes were noted at 6 months after the cessation of dosing. However, recovery of peripheral nerve function was evident.

Tissue distribution studies in rats showed that daptomycin is retained in the kidney but appears to penetrate the blood-brain barrier only minimally following single and multiple doses.

### Juvenile Animals

Target organs of daptomycin-related effects in 7-week-old juvenile dogs were skeletal muscle and nerve, the same target organs as in adult dogs. In juvenile dogs, nerve effects were noted at lower daptomycin blood concentrations than in adult dogs following 28 days of dosing. In contrast to adult dogs, juvenile dogs also showed evidence of effects in nerves of the spinal cord as well as peripheral nerves after 28 days of dosing. No nerve effects were noted in juvenile dogs following 14 days of dosing at doses up to 75 mg/kg/day.

Administration of daptomycin to 7-week-old juvenile dogs for 28 days at doses of 50 mg/kg/day produced minimal degenerative effects on the peripheral nerve and spinal cord in several animals, with no corresponding clinical signs. A dose of 150 mg/kg/day for 28 days produced minimal degeneration in the peripheral nerve and spinal cord as well as minimal to mild degeneration of the skeletal muscle in a majority of animals, accompanied by slight to severe muscle weakness evident in most dogs. Following a 28-day recovery phase, microscopic examination revealed recovery of the skeletal muscle and the ulnar nerve effects, but nerve degeneration in the sciatic nerve and spinal cord was still observed in all 150 mg/kg/day dogs.

Following once-daily administration of daptomycin to juvenile dogs for 28 days, microscopic effects in nerve tissue were noted at a  $C_{max}$  value of 417 mcg/mL, which is approximately 3-fold less than the  $C_{max}$  value associated with nerve effects in adult dogs treated once daily with daptomycin for 28 days (1308 mcg/mL).

### Neonatal Animals

Neonatal dogs (4 to 31 days old) were more sensitive to daptomycin-related adverse nervous system and/or muscular system effects than either juvenile or adult dogs. In neonatal dogs, adverse nervous system and/or muscular system effects were associated with a  $C_{max}$  value approximately 3-fold less than the  $C_{max}$  in juvenile dogs, and 9-fold less than the  $C_{max}$  in adult dogs following 28 days of dosing. At a dose of 25 mg/kg/day with associated  $C_{max}$  and  $AUC_{inf}$  values of 147 mcg/mL and 717 mcg•h/mL, respectively (1.6 and 1.0-fold the adult human  $C_{max}$  and  $AUC$ , respectively, at the 6 mg/kg/day dose), mild clinical signs of twitching and one incidence of muscle rigidity

were observed with no corresponding effect on body weight. These effects were found to be reversible within 28 days after treatment had stopped.

At higher dose levels of 50 and 75 mg/kg/day with associated  $C_{max}$  and  $AUC_{inf}$  values of  $\geq 321$  mcg/mL and  $\geq 1470$  mcg•h/mL, respectively, marked clinical signs of twitching, muscle rigidity in the limbs, and impaired use of limbs were observed. Resulting decreases in body weights and overall body condition at doses  $\geq 50$  mg/kg/day necessitated early discontinuation by postnatal day (PND)19.

Histopathological assessment did not reveal any daptomycin-related changes in the peripheral and central nervous system tissue, as well as in the skeletal muscle or other tissues assessed, at any dose level.

No adverse effects were observed in the dogs that received daptomycin at 10 mg/kg/day, the NOAEL, with associated  $C_{max}$  and  $AUC_{inf}$  values of 62 mcg/mL and 247 mcg•h/mL, respectively (or 0.6 and 0.4-fold the adult human  $C_{max}$  and  $AUC$ , respectively at the 6 mg/kg dose).

## 14 CLINICAL STUDIES

### 14.1 Complicated Skin and Skin Structure Infections

#### Adults with cSSSI

Adult patients with clinically documented complicated skin and skin structure infections (cSSSI) ( Table 15) were enrolled in two randomized, multinational, multicenter, investigator-blinded trials comparing daptomycin (4 mg/kg IV every 24h) with either vancomycin (1 g IV every 24h) or an anti-staphylococcal semi-synthetic penicillin (i.e., nafcillin, oxacillin, cloxacillin, or flucloxacillin; 4 to 12 g IV per day). Patients could switch to oral therapy after a minimum of 4 days of IV treatment if clinical improvement was demonstrated. Patients known to have bacteremia at baseline were excluded. Patients with creatinine clearance ( $CL_{CR}$ ) between 30 and 70 mL/min were to receive a lower dose of daptomycin as specified in the protocol; however, the majority of patients in this subpopulation did not have the dose of daptomycin adjusted.

**Table 15: Investigator's Primary Diagnosis in the cSSSI Trials in Adult Patients (Population: ITT)**

Primary Diagnosis	Adult Patients (Daptomycin / Comparator*)		
	Study 9801 N=264 / N=266	Study 9901 N=270 / N=292	Pooled N=534 / N=558
Wound Infection	99 (38%) / 116 (44%)	102 (38%) / 108 (37%)	201 (38%) / 224 (40%)
Major Abscess	55 (21%) / 43 (16%)	59 (22%) / 65 (22%)	114 (21%) / 108 (19%)
Ulcer Infection	71 (27%) / 75 (28%)	53 (20%) / 68 (23%)	124 (23%) / 143 (26%)
Other Infection †	39 (15%) / 32 (12%)	56 (21%) / 51 (18%)	95 (18%) / 83 (15%)

\* Comparator: vancomycin (1 g IV q12h) or an anti-staphylococcal semi-synthetic penicillin (i.e., nafcillin, oxacillin, cloxacillin, or flucloxacillin; 4 to 12 g/day IV in divided doses).

† The majority of cases were subsequently categorized as complicated cellulitis, major abscesses, or traumatic wound infections.

One trial was conducted primarily in the United States and South Africa (study 9801), and the second was conducted at non-US sites only (study 9901). The two trials were similar in design but differed in patient characteristics, including history of diabetes and peripheral vascular disease. There were a total of 534 adult patients treated with daptomycin and 558 treated with comparator in the two trials. The majority (89.7%) of patients received IV medication exclusively.

The efficacy endpoints in both trials were the clinical success rates in the intent-to-treat (ITT) population and in the clinically evaluable (CE) population. In study 9801, clinical success rates in the ITT population were 62.5% (165/264) in patients treated with daptomycin and 60.9% (162/266) in patients treated with comparator drugs. Clinical success rates in the CE population were 76.0% (158/208) in patients treated with daptomycin and 76.7% (158/206) in patients treated with comparator drugs. In study 9901, clinical success rates in the ITT population were 80.4% (217/270) in patients treated with daptomycin and 80.5% (235/292) in patients treated with comparator drugs. Clinical success rates in the CE population were 89.9% (214/238) in patients treated with daptomycin and 90.4% (226/250) in patients treated with comparator drugs.

The success rates by pathogen for microbiologically evaluable patients are presented in Table 16.

**Table 16: Clinical Success Rates by Infecting Pathogen in the cSSSI Trials in Adult Patients (Population: Microbiologically Evaluable)**

Pathogen	Success Rate n/N (%)	
	Daptomycin	Comparator*
Methicillin-susceptible <i>Staphylococcus aureus</i> (MSSA) †	170/198 (86%)	180/207 (87%)
Methicillin-resistant <i>Staphylococcus aureus</i> (MRSA) †	21/28 (75%)	25/36 (69%)
<i>Streptococcus pyogenes</i>	79/84 (94%)	80/88 (91%)
<i>Streptococcus agalactiae</i>	23/27 (85%)	22/29 (76%)
<i>Streptococcus dysgalactiae</i> subsp. <i>equisimilis</i>	8/8 (100%)	9/11 (82%)
<i>Enterococcus faecalis</i> (vancomycin-susceptible only)	27/37 (73%)	40/53 (76%)

\* Comparator: vancomycin (1 g IV q12h) or an anti-staphylococcal semi-synthetic penicillin (i.e., nafcillin, oxacillin, cloxacillin, or flucloxacillin; 4 to 12 g/day IV in divided doses).

† As determined by the central laboratory.

#### Pediatric Patients (1 to 17 Years of Age) with cSSSI

The cSSSI pediatric trial was a single prospective multi-center, randomized, comparative trial. A total of 396 pediatric patients aged 1 to 17 years with cSSSI caused by Gram positive pathogens were enrolled into the study. Patients known to have bacteremia, osteomyelitis, endocarditis, and pneumonia at baseline were excluded. Patients were enrolled in a stepwise approach into four age groups and given age-dependent doses of daptomycin once daily for up to 14 days. The different age groups and doses evaluated were as follows: Adolescents (12 to 17 years) treated with 5 mg/kg of daptomycin (n=113), Children (7 to 11 years) treated with 7 mg/kg of daptomycin (n=113), Children (2 to 6 years) treated with 9 mg/kg of daptomycin (n=125) and Infants (1 to <2 years) treated with 10 mg/kg (n= 45).

Patients were randomized 2:1 to receive daptomycin or a standard of care (SOC) comparator, which included intravenous therapy with either vancomycin, clindamycin, or an anti-staphylococcal semi-synthetic penicillin (nafcillin, oxacillin, or cloxacillin). Patients could switch to oral therapy after clinical improvement was demonstrated (no minimum IV dosing was required).

The primary objective of this study was to evaluate the safety of daptomycin. The clinical outcome was determined by resolution or improvement of symptoms at the End-of-Treatment (EOT), 3 days after the last dose, and Test-of-Cure (TOC), 7 to 14 days after the last dose. Investigator observed outcomes were verified in a blinded fashion. Of the 396 subjects randomized in the study, 389 subjects were treated with daptomycin or comparator and included in the ITT population. Of these, 257 subjects were randomized to the daptomycin group and 132 subjects were randomized to the comparator group. Approximately 95% of subjects switched to oral therapy. The mean day of switch was day 4, and ranged from day 1 to day 14. The clinical success rates determined at 7 to 14 days after last dose of therapy (IV and oral) (TOC visit) were 88% (227/257) for daptomycin and 86% (114/132) for comparator.

## **14.2 *S. aureus* Bacteremia/Endocarditis**

### Adults with *S. aureus* Bacteremia/Endocarditis

The efficacy of daptomycin in the treatment of adult patients with *S. aureus* bacteremia was demonstrated in a randomized, controlled, multinational, multicenter, open-label trial. In this trial, adult patients with at least one positive blood culture for *S. aureus* obtained within 2 calendar days prior to the first dose of study drug and irrespective of source were enrolled and randomized to either daptomycin (6 mg/kg IV every 24h) or standard of care [an anti-staphylococcal semi-synthetic penicillin 2 g IV every 24h (nafcillin, oxacillin, cloxacillin, or flucloxacillin) or vancomycin 1 g IV every 24h, each with initial gentamicin 1 mg/kg IV every 8 hours for first 4 days]. Of the patients in the comparator group, 93% received initial gentamicin for a median of 4 days, compared with 1 patient (<1%) in the daptomycin group. Patients with prosthetic heart valves, intravascular foreign material that was not planned for removal within 4 days after the first dose of study medication, severe neutropenia, known osteomyelitis, polymicrobial bloodstream infections, creatinine clearance <30 mL/min, and pneumonia were excluded.

Upon entry, patients were classified for likelihood of endocarditis using the modified Duke criteria (Possible, Definite, or Not Endocarditis). Echocardiography, including a transesophageal echocardiogram (TEE), was performed within 5 days following study enrollment. The choice of comparator agent was based on the oxacillin susceptibility of the *S. aureus* isolate. The duration of study treatment was based on the investigator's clinical diagnosis. Final diagnoses and outcome assessments at Test of Cure (6 weeks after the last treatment dose) were made by a treatment-blinded Adjudication Committee, using protocol-specified clinical definitions and a composite primary efficacy endpoint (clinical and microbiological success) at the Test of Cure visit.

A total of 246 patients  $\geq 18$  years of age (124 daptomycin, 122 comparator) with *S. aureus* bacteremia were randomized from 48 centers in the US and Europe. In the ITT population, 120 patients received daptomycin and 115 received comparator (62 received an anti-staphylococcal semi-synthetic penicillin and 53 received vancomycin). Thirty-five patients treated with an anti-staphylococcal semi-synthetic penicillin received

vancomycin initially for 1 to 3 days, pending final susceptibility results for the *S. aureus* isolates. The median age among the 235 patients in the ITT population was 53 years (range: 21 to 91 years); 30/120 (25%) in the daptomycin group and 37/115 (32%) in the comparator group were  $\geq 65$  years of age. Of the 235 ITT patients, there were 141 (60%) males and 156 (66%) Caucasians across the two treatment groups. In addition, 176 (75%) of the ITT population had systemic inflammatory response syndrome (SIRS) at baseline and 85 (36%) had surgical procedures within 30 days prior to onset of the *S. aureus* bacteremia. Eighty-nine patients (38%) had bacteremia caused by methicillin-resistant *S. aureus* (MRSA). Entry diagnosis was based on the modified Duke criteria and comprised 37 (16%) Definite, 144 (61%) Possible, and 54 (23%) Not Endocarditis. Of the 37 patients with an entry diagnosis of Definite Endocarditis, all (100%) had a final diagnosis of infective endocarditis, and of the 144 patients with an entry diagnosis of Possible Endocarditis, 15 (10%) had a final diagnosis of infective endocarditis as assessed by the Adjudication Committee. Of the 54 patients with an entry diagnosis of Not Endocarditis, 1 (2%) had a final diagnosis of infective endocarditis as assessed by the Adjudication Committee.

In the ITT population, there were 182 patients with bacteremia and 53 patients with infective endocarditis as assessed by the Adjudication Committee, including 35 with right-sided endocarditis and 18 with left-sided endocarditis. The 182 patients with bacteremia comprised 121 with complicated *S. aureus* bacteremia and 61 with uncomplicated *S. aureus* bacteremia.

Complicated bacteremia was defined as *S. aureus* isolated from blood cultures obtained on at least 2 different calendar days, and/or metastatic foci of infection (deep tissue involvement), and classification of the patient as not having endocarditis according to the modified Duke criteria. Uncomplicated bacteremia was defined as *S. aureus* isolated from blood culture(s) obtained on a single calendar day, no metastatic foci of infection, no infection of prosthetic material, and classification of the patient as not having endocarditis according to the modified Duke criteria. The definition of right-sided infective endocarditis (RIE) used in the clinical trial was Definite or Possible Endocarditis according to the modified Duke criteria and no echocardiographic evidence of predisposing pathology or active involvement of either the mitral or aortic valve. Complicated RIE comprised patients who were not intravenous drug users, had a positive blood culture for MRSA, serum creatinine  $\geq 2.5$  mg/dL, or evidence of extrapulmonary sites of infection. Patients who were intravenous drug users, had a positive blood culture for methicillin-susceptible *S. aureus* (MSSA), had serum creatinine  $< 2.5$  mg/dL, and were without evidence of extrapulmonary sites of infection were considered to have uncomplicated RIE.

The coprimary efficacy endpoints in the trial were the Adjudication Committee success rates at the Test of Cure visit (6 weeks after the last treatment dose) in the ITT and Per Protocol (PP) populations. The overall Adjudication Committee success rates in the ITT population were 44.2% (53/120) in patients treated with daptomycin and 41.7% (48/115) in patients treated with comparator (difference = 2.4% [95% CI -10.2, 15.1]). The success rates in the PP population were 54.4% (43/79) in patients treated with daptomycin and 53.3% (32/60) in patients treated with comparator (difference = 1.1% [95% CI -15.6, 17.8]).

Adjudication Committee success rates are shown in Table 17.

**Table 17: Adjudication Committee Success Rates at Test of Cure in the S.**

## aureus Bacteremia/Endocarditis Trial in Adult Patients (Population: ITT)

Population	Success Rate n/N (%)		Difference: Daptomycin – Comparator (Confidence Interval)
	Daptomycin 6 mg/kg	Comparator*	
Overall	53/120 (44%)	48/115 (42%)	2.4% (–10.2, 15.1) †
Baseline Pathogen			
Methicillin-susceptible <i>S. aureus</i>	33/74 (45%)	34/70 (49%)	–4.0% (–22.6, 14.6) ‡
Methicillin-resistant <i>S. aureus</i>	20/45 (44%)	14/44 (32%)	12.6% (–10.2, 35.5) ‡
Entry Diagnosis §			
Definite or Possible Infective Endocarditis	41/90 (46%)	37/91 (41%)	4.9% (–11.6, 21.4) ‡
Not Infective Endocarditis	12/30 (40%)	11/24 (46%)	–5.8% (–36.2, 24.5) ‡
Final Diagnosis			
Uncomplicated Bacteremia	18/32 (56%)	16/29 (55%)	1.1% (–31.7, 33.9) ¶
Complicated Bacteremia	26/60 (43%)	23/61 (38%)	5.6% (–17.3, 28.6) ¶
Right-Sided Infective Endocarditis	8/19 (42%)	7/16 (44%)	–1.6% (–44.9, 41.6) ¶
Uncomplicated Right-Sided Infective Endocarditis	3/6 (50%)	1/4 (25%)	25.0% (–51.6, 100.0) ¶
Complicated Right-Sided Infective Endocarditis	5/13 (39%)	6/12 (50%)	–11.5% (–62.4, 39.4) ¶
Left-Sided Infective Endocarditis	1/9 (11%)	2/9 (22%)	–11.1% (–55.9, 33.6) ¶

\* Comparator: vancomycin (1 g IV q12h) or an anti-staphylococcal semi-synthetic penicillin (i.e., nafcillin, oxacillin, cloxacillin, or flucloxacillin; 2 g IV q4h), each with initial low-dose gentamicin.

† 95% Confidence Interval

‡ 97.5% Confidence Interval (adjusted for multiplicity)

§ According to the modified Duke criteria <sup>5</sup>

¶ 99% Confidence Interval (adjusted for multiplicity)

Eighteen (18/120) patients in the daptomycin arm and 19/116 patients in the comparator arm died during the trial. These comprise 3/28 daptomycin-treated patients and 8/26 comparator-treated patients with endocarditis, as well as 15/92 daptomycin-treated patients and 11/90 comparator-treated patients with bacteremia. Among patients with persisting or relapsing *S. aureus* infections, 8/19 daptomycin-treated patients and 7/11 comparator-treated patients died.

Overall, there was no difference in time to clearance of *S. aureus* bacteremia between daptomycin and comparator. The median time to clearance in patients with MSSA was 4 days and in patients with MRSA was 8 days.

Failure of treatment due to persisting or relapsing *S. aureus* infections was assessed by the Adjudication Committee in 19/120 (16%) daptomycin-treated patients (12 with MRSA and 7 with MSSA) and 11/115 (10%) comparator-treated patients (9 with MRSA treated with vancomycin and 2 with MSSA treated with an anti-staphylococcal semi-synthetic

penicillin). Among all failures, isolates from 6 daptomycin-treated patients and 1 vancomycin-treated patient developed increasing MICs (reduced susceptibility) by central laboratory testing during or following therapy. Most patients who failed due to persisting or relapsing *S. aureus* infection had deep-seated infection and did not receive necessary surgical intervention [see *Warnings and Precautions* ( 5.9)] .

#### Pediatric Patients (1 to 17 Years of Age) with *S. aureus* Bacteremia

The pediatric *S. aureus* bacteremia study was designed as a prospective multi-center, randomized, comparative trial to treat pediatric patients aged 1 to 17 years with bacteremia. Patients known to have endocarditis or pneumonia at baseline were excluded. Patients were enrolled in a stepwise approach into three age groups and given age-dependent doses of daptomycin once daily for up to 42 days. The different age groups and doses evaluated were as follows: Adolescents (12 to 17 years, n=14 patients) treated with daptomycin dosed at 7 mg/kg once daily, Children (7 to 11 years, n=19 patients) treated with daptomycin dosed at 9 mg/kg once daily and Children (2 to 6 years, n=22 patients) treated with daptomycin dosed at 12 mg/kg once daily. No patients 1 to <2 years of age were enrolled.

Patients were randomized 2:1 to receive daptomycin or a standard of care comparator, which included intravenous therapy with vancomycin, semi-synthetic penicillin, first generation cephalosporin or clindamycin. Patients could switch to oral therapy after clinical improvement was demonstrated (no minimum IV dosing was required).

The primary objective of this study was to assess the safety of daptomycin. The clinical outcome was determined by resolution or improvement of symptoms at test-of-cure (TOC) visit, 7 to 14 days after the last dose, which was assessed by the site level Blinded Evaluator.

Of the 82 subjects randomized in the study, 81 subjects were treated with daptomycin or comparator and included in the safety population, and 73 had a proven *S. aureus* bacteremia at Baseline. Of these, 51 subjects were randomized to the daptomycin group and 22 subjects were randomized to the comparator group. The mean duration of IV therapy was 12 days, with a range of 1 to 44 days. Forty-eight subjects switched to oral therapy, and the mean duration of oral therapy was 21 days. The clinical success rates determined at 7 to 14 days after last dose of therapy (IV and oral) (TOC visit) were 88% (45/51) for daptomycin and 77% (17/22) for comparator.

## **15 REFERENCES**

1. Liu SL, Howard LC, Van Lier RBL, Markham JK: Teratology studies with daptomycin administered intravenously (iv) to rats and rabbits. *Teratology* 37(5):475, 1988.
2. Stroup JS, Wagner J, Badzinski T: Use of daptomycin in a pregnant patient with *Staphylococcus aureus* endocarditis. *Ann Pharmacother* 44(4):746-749, 2010.
3. Buitrago MI, Crompton JA, Bertolami S, North DS, Nathan RA. Extremely low excretion of daptomycin into breast milk of a nursing mother with methicillin-resistant *Staphylococcus aureus* pelvic inflammatory disease. *Pharmacotherapy* 2009;29(3):347-351.
4. Klibanov OM, Vickery S, Nortey C: Successful treatment of infective panniculitis with daptomycin in a pregnant, morbidly obese patient. *Ann Pharmacother* 48(5):652-655, 2014.
5. Li JS, Sexton DJ, Mick N, Nettles R, Fowler VG Jr, Ryan T, Bashore T, Corey GR.

Proposed modifications to the Duke criteria for the diagnosis of infective endocarditis. Clin Infect Dis 2000; 30:633–638.

## 16 HOW SUPPLIED/STORAGE AND HANDLING

### How Supplied

Daptomycin for Injection is supplied as a sterile, nonpyrogenic, preservative-free, pale yellow to light brown lyophilized cake in single-dose vials as follows:

<b>NDC</b>	<b>Daptomycin for Injection</b>	<b>Package Factor</b>
16729-434-05	350 mg Single-Dose Vial	1 vial per carton
16729-434-45	350 mg Single-Dose Vial	10 vials per carton

The container closure is not made with natural rubber latex.

### Storage Conditions

Store refrigerated between 2°C and 8°C (36°F and 46° F); avoid excessive heat. Storage conditions for the reconstituted and diluted solutions are described in another section of the prescribing information [*Dosage and Administration (2.7)*].

## 17 PATIENT COUNSELING INFORMATION

### Allergic Reactions

Advise patients that allergic reactions, including serious allergic reactions, could occur and that serious reactions require immediate treatment. Patients should report any previous allergic reactions to daptomycin. [*see Warnings and Precautions ( 5.1)*].

### Muscle Pain or Weakness (Myopathy and Rhabdomyolysis, Peripheral Neuropathy)

Advise patients to report muscle pain or weakness, especially in the forearms and lower legs, as well as tingling or numbness. [*see Warnings and Precautions ( 5.2, 5.6)*].

### Cough, Breathlessness or Fever (Eosinophilic Pneumonia)

Advise patients to report any symptoms of cough, breathlessness, or fever [*see Warnings and Precautions ( 5.3)*].

### C. difficile-Associated Diarrhea (CDAD)

Advise patients that diarrhea is a common problem caused by antibacterials that usually ends when the antibacterial is discontinued. Sometimes after starting treatment with antibacterials, including daptomycin, patients can develop watery and bloody stools (with or without stomach cramps and fever), even as late as 2 or more months after having received the last dose of the antibacterial. If this occurs, patients should contact their physician as soon as possible [*see Warnings and Precautions ( 5.8)*].

### Antibacterial Resistance

Patients should be counseled that antibacterial drugs, including Daptomycin for Injection, should be used to treat bacterial infections. They do not treat viral infections (e.g., the common cold). When Daptomycin for Injection is prescribed to treat a bacterial

infection, patients should be told that although it is common to feel better early in the course of therapy, the medication should be administered exactly as directed. Skipping doses or not completing the full course of therapy may (1) decrease the effectiveness of the immediate treatment and (2) increase the likelihood that bacteria will develop resistance and will not be treatable by Daptomycin for Injection or other antibacterial drugs in the future.

**Manufactured For:**

Accord Healthcare, Inc.,  
1009, Slater Road,  
Suite 210-B,  
Durham, NC 27703,USA

**Manufactured By:**

Intas Pharmaceuticals Limited,  
Ahmedabad-380 054, India.  
10 2865 4 6017371

Issued:June 2022

**PACKAGE LABEL - PRINCIPAL DISPLAY PANEL - Vial Label**

NDC 16729- **434**-05

**Rx only**

**DAPTOMYCIN  
for Injection**



**350 mg per vial**

**MUST BE REFRIGERATED**

**Must Be Reconstituted**

**For Intravenous Use Only**

Single-Dose Vial

<p>NDC 16729-<b>434</b>-05    Rx only</p> <p><b>Daptomycin for Injection</b></p> <p><b>350 mg/vial</b></p> <p><b>MUST BE REFRIGERATED</b></p> <p>Must Be Reconstituted For Intravenous Use Only Single-dose vial</p> <p></p>	<p>Reconstitute with 7 mL of 0.9% sodium chloride injection to obtain a final concentration of 50 mg per mL. Sterile, Nonpyrogenic, Preservative-free. This container closure is not made with natural rubber latex.</p> <p><b>Must be refrigerated</b>, store between 2° and 8°C (36° and 46° F); avoid excessive heat. Discard unused portion.</p> <p>Manufactured for: Accord Healthcare, Inc., Durham, NC 27703.</p> <p>Manufactured by: Intas Pharmaceuticals Limited, Ahmedabad-382 210, INDIA.</p>	 <p>3 16729 43405 8 INL5002 10 3114 0 680145 Mfg. Lic. No.: G/1026</p>	<p>Keep area blank &amp; varnish free for overcoding Lot and EXP or 2D matrix 23 X 25 mm</p>
---	---	--	--

**PACKAGE LABEL - PRINCIPAL DISPLAY PANEL - Single-Dose Vial - Carton Label**

NDC 16729- **434**-05

**DAPTOMYCIN  
for Injection**

**350 mg per vial**

**MUST BE REFRIGERATED**

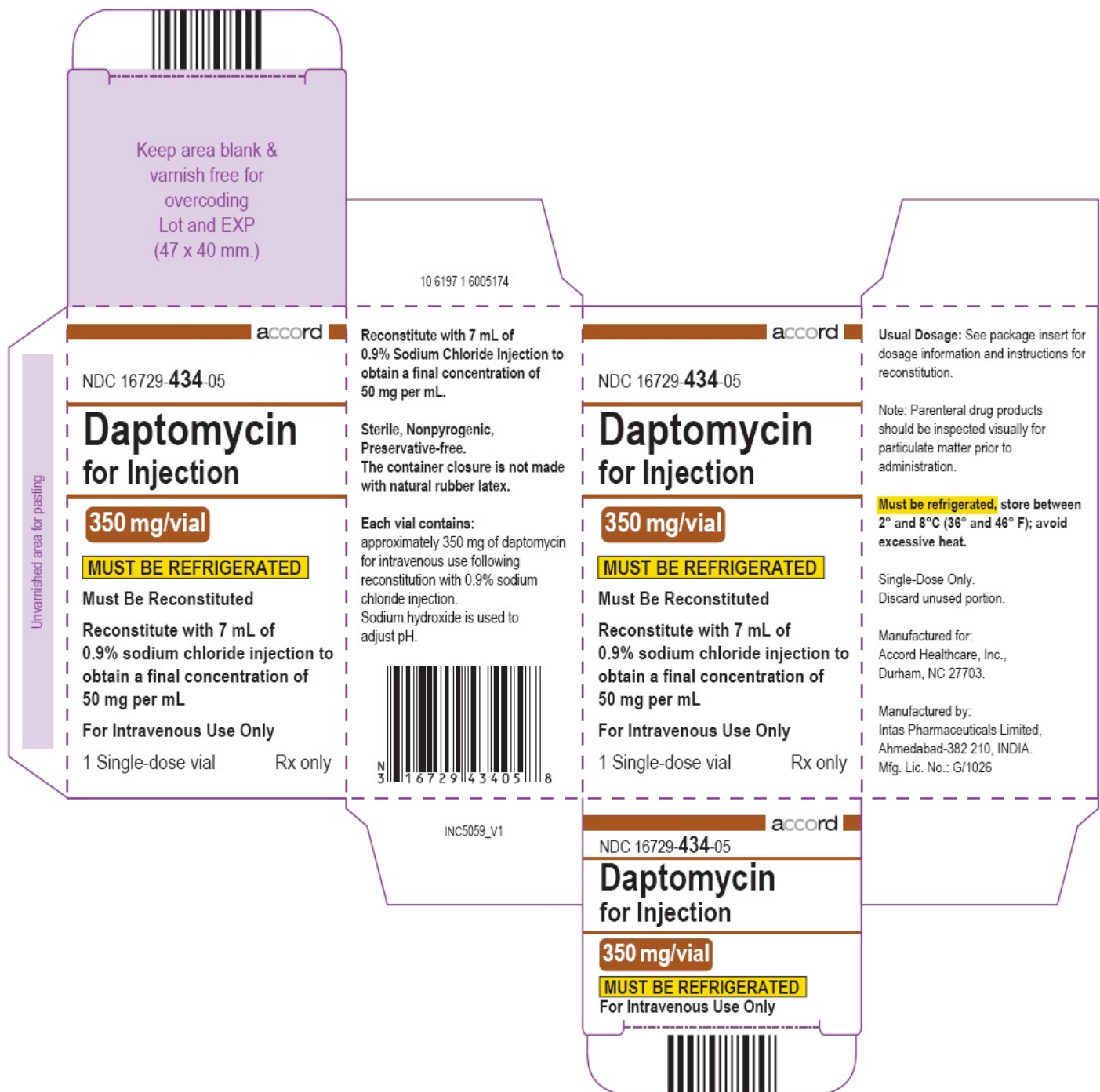
**Must Be Reconstituted**

**Reconstitute with 7 mL of  
0.9% sodium chloride injection to  
obtain a final concentration of  
50 mg per mL**

**For Intravenous Use Only**

1 Single-Dose Vial

Rx only



## PACKAGE LABEL - PRINCIPAL DISPLAY PANEL - 10 Single-Dose Vials - Carton Label

NDC 16729- **434-45**

Rx only

**Daptomycin for Injection**

**350 mg per vial**

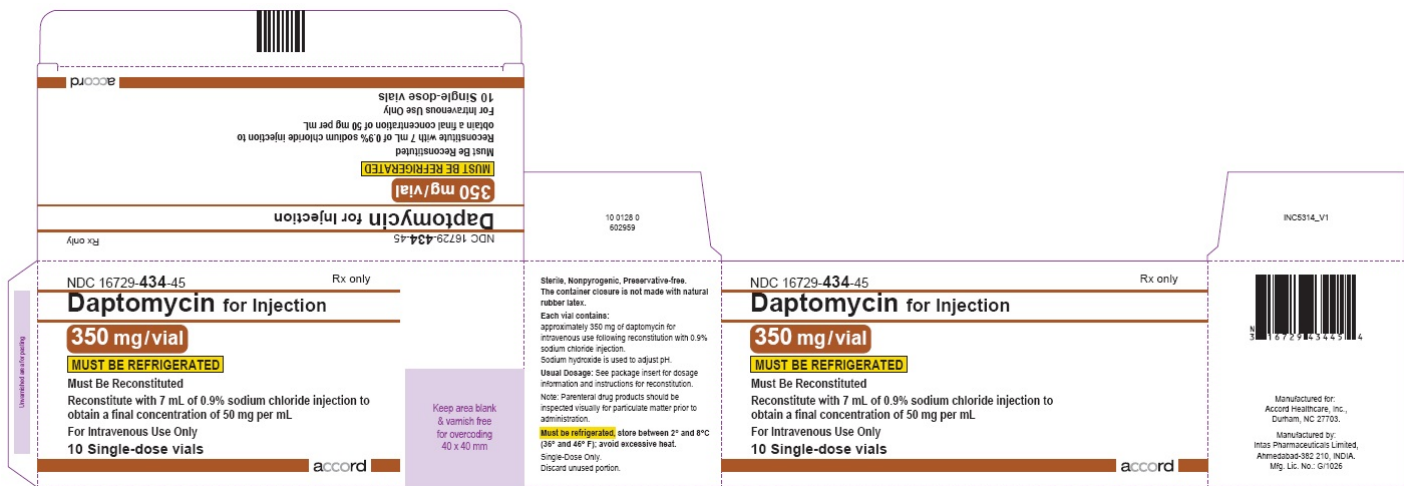
**MUST BE REFRIGERATED**

Must Be Reconstituted

Reconstitute with 7 mL of 0.9% sodium chloride injection to obtain a final concentration of 50 mg per mL

For Intravenous Use Only

10 Single-Dose Vial



DAPTOMYCIN

daptomycin injection, powder, lyophilized, for solution

Product Information

Product Type	HUMAN PRESCRIPTION DRUG	Item Code (Source)	NDC:16729-434
Route of Administration	INTRAVENOUS		

Active Ingredient/Active Moiety

Ingredient Name	Basis of Strength	Strength
DAPTOMYCIN (UNII: NWQ5N31VKK) (DAPTOMYCIN - UNII:NWQ5N31VKK)	DAPTOMYCIN	350 mg in 7 mL

Inactive Ingredients

Ingredient Name	Strength
SODIUM HYDROXIDE (UNII: 55X04QC32I)	

Packaging

#	Item Code	Package Description	Marketing Start Date	Marketing End Date
1	NDC:16729-434-05	1 in 1 CARTON	07/16/2019	
1		7 mL in 1 VIAL; Type 0: Not a Combination Product		
2	NDC:16729-434-45	10 in 1 CARTON	02/27/2020	
2		7 mL in 1 VIAL; Type 0: Not a Combination Product		

## Marketing Information

Marketing Category	Application Number or Monograph Citation	Marketing Start Date	Marketing End Date
ANDA	ANDA212667	07/16/2019	

**Labeler** - Accord Healthcare, Inc. (604222237)

## Establishment

Name	Address	ID/FEI	Business Operations
Intas Pharmaceuticals Limited		725927649	manufacture(16729-434) , analysis(16729-434)

## Establishment

Name	Address	ID/FEI	Business Operations
Intas Pharmaceuticals Limited		915837971	manufacture(16729-434) , analysis(16729-434)

Revised: 8/2022

Accord Healthcare, Inc.