

NUVIGIL- armodafinil tablet
Cephalon, Inc.

HIGHLIGHTS OF PRESCRIBING INFORMATION

These highlights do not include all the information needed to use NUVIGIL safely and effectively. See full prescribing information for NUVIGIL.

NUVIGIL® (armodafinil) Tablets, for oral use, C-IV

Initial U.S. Approval: 2007

----- **INDICATIONS AND USAGE** -----

NUVIGIL is indicated to improve wakefulness in adult patients with excessive sleepiness associated with treated obstructive sleep apnea (OSA), narcolepsy, or shift work disorder (SWD). (1)

----- **DOSAGE AND ADMINISTRATION** -----

The recommended dose of NUVIGIL for each indication is as follows:

- OSA or Narcolepsy: 150 mg to 250 mg given once daily in the morning. (2.1)
- SWD: 150 mg given daily approximately one hour prior to start of work shift. (2.2)
- Hepatic Impairment: reduced dose in patients with severe hepatic impairment, with or without cirrhosis. (2.3, 12.3)
- Geriatric Patients: consider lower dose. (2.4, 12.3)

----- **DOSAGE FORMS AND STRENGTHS** -----

Tablets available in 50 mg, 150 mg, 200 mg, and 250 mg strengths. (3)

----- **CONTRAINDICATIONS** -----

NUVIGIL is contraindicated in patients with known hypersensitivity to modafinil or armodafinil. (4)

----- **WARNINGS AND PRECAUTIONS** -----

- Serious Rash, including Stevens-Johnson Syndrome: Discontinue NUVIGIL at the first sign of rash, unless the rash is clearly not drug-related. (5.1)
- Pediatric Patients: NUVIGIL is not approved for use in pediatric patients for any indication. (5.1, 8.4)
- Angioedema and Anaphylactoid Reactions: If suspected, discontinue NUVIGIL. (5.2)
- Multi-organ Hypersensitivity Reactions: If suspected, discontinue NUVIGIL. (5.3)
- Persistent Sleepiness: Assess patients frequently for degree of sleepiness and, if appropriate, advise patients to avoid driving or engaging in any other potentially dangerous activity. (5.4)
- Psychiatric Symptoms: Use particular caution in treating patients with a history of psychosis, depression, or mania. Consider discontinuing NUVIGIL if psychiatric symptoms develop. (5.5)
- OSA: use only in setting of optimized treatment for underlying obstruction (5.7)
- Known Cardiovascular Disease: Increased monitoring may be necessary. (5.9)

----- **ADVERSE REACTIONS** -----

- Most common adverse reactions ($\geq 5\%$): headache, nausea, dizziness, and insomnia. (6.1)

To report SUSPECTED ADVERSE REACTIONS, contact Teva Pharmaceuticals at 1-800-896-5855 or FDA at 1-800-FDA-1088 or www.fda.gov/medwatch

----- **DRUG INTERACTIONS** -----

- Steroidal contraceptives (e.g., ethinyl estradiol): Use alternative or concomitant methods of contraception while taking NUVIGIL and for one month after discontinuation of NUVIGIL treatment. (7)
- Cyclosporine: Blood concentrations of cyclosporine may be reduced. (7)
- CYP2C19 substrates, such as omeprazole, phenytoin, and diazepam: Exposure of these medications may be increased.(7)

----- **USE IN SPECIFIC POPULATIONS** -----

- Pregnancy: based on animal data, may cause fetal harm. (8.1)

See 17 for PATIENT COUNSELING INFORMATION and Medication Guide.

Revised: 9/2014

FULL PRESCRIBING INFORMATION: CONTENTS*

1 INDICATIONS AND USAGE

2 DOSAGE AND ADMINISTRATION

- 2.1 Obstructive Sleep Apnea (OSA) and Narcolepsy
- 2.2 Shift Work Disorder (SWD)
- 2.3 Hepatic Impairment
- 2.4 Use in Geriatric Patients

3 DOSAGE FORMS AND STRENGTHS

4 CONTRAINDICATIONS

5 WARNINGS AND PRECAUTIONS

- 5.1 Serious Rash, including Stevens-Johnson Syndrome
- 5.2 Angioedema and Anaphylactoid Reactions
- 5.3 Multi-organ Hypersensitivity Reactions
- 5.4 Persistent Sleepiness
- 5.5 Psychiatric Symptoms
- 5.6 Diagnosis of Sleep Disorders
- 5.7 CPAP Use in Patients with OSA
- 5.8 Effects on Ability to Drive and Use Machinery
- 5.9 Cardiovascular System

6 ADVERSE REACTIONS

- 6.1 Clinical Trials Experience

7 DRUG INTERACTIONS

8 USE IN SPECIFIC POPULATIONS

- 8.1 Pregnancy
- 8.3 Nursing Mothers
- 8.4 Pediatric Use
- 8.5 Geriatric Use
- 8.6 Hepatic Impairment
- 8.7 Renal Impairment

9 DRUG ABUSE AND DEPENDENCE

- 9.1 Controlled Substance
- 9.2 Abuse

10 OVERDOSAGE

- 10.1 Human Experience
- 10.2 Overdose Management

11 DESCRIPTION

12 CLINICAL PHARMACOLOGY

- 12.1 Mechanism of Action
- 12.3 Pharmacokinetics

13 NONCLINICAL TOXICOLOGY

- 13.1 Carcinogenesis, Mutagenesis, Impairment of Fertility

14 CLINICAL STUDIES

- 14.1 Obstructive Sleep Apnea (OSA)
- 14.2 Narcolepsy
- 14.3 Shift Work Disorder (SWD)

16 HOW SUPPLIED/STORAGE AND HANDLING

- 16.1 How Supplied
- 16.2 Storage

17 PATIENT COUNSELING INFORMATION

Nuvigil® (armodafinil) Tablets 50mg CIV, 30s Label Text
Nuvigil® (armodafinil) Tablets 150mg CIV, 30s Label Text
Nuvigil® (armodafinil) Tablets 200mg CIV, 30s Label Text
Nuvigil® (armodafinil) Tablets 250mg CIV, 30s Label Text

* Sections or subsections omitted from the full prescribing information are not listed.

FULL PRESCRIBING INFORMATION

1 INDICATIONS AND USAGE

NUVIGIL is indicated to improve wakefulness in adult patients with excessive sleepiness associated with obstructive sleep apnea (OSA), narcolepsy, or shift work disorder (SWD).

In OSA, NUVIGIL is indicated to treat excessive sleepiness and not as treatment for the underlying obstruction. If continuous positive airway pressure (CPAP) is the treatment of choice for a patient, a maximal effort to treat with CPAP for an adequate period of time should be made prior to initiating NUVIGIL for excessive sleepiness. If NUVIGIL is used adjunctively with CPAP, the encouragement of and periodic assessment of CPAP compliance is necessary.

In all cases, careful attention to the diagnosis and treatment of the underlying sleep disorder(s) is of utmost importance. Prescribers should be aware that some patients may have more than one sleep disorder contributing to their excessive sleepiness.

The effectiveness of NUVIGIL in long-term use (greater than 12 weeks) has not been systematically evaluated in placebo-controlled trials. The physician who elects to prescribe NUVIGIL for an extended time in patients should periodically re-evaluate long-term usefulness for the individual patient.

2 DOSAGE AND ADMINISTRATION

2.1 Obstructive Sleep Apnea (OSA) and Narcolepsy

The recommended dose of NUVIGIL for patients with OSA or narcolepsy is 150 mg to 250 mg given once daily in the morning. In patients with OSA, doses up to 250 mg/day, given as a single dose, have been well tolerated, but there is no consistent evidence that these doses confer additional benefit beyond that of the 150 mg/day dose [see *Clinical Pharmacology (12.3) and Clinical Studies (14.1, 14.2)*].

2.2 Shift Work Disorder (SWD)

The recommended dose of NUVIGIL for patients with SWD is 150 mg given daily approximately 1 hour prior to the start of their work shift. [see *Clinical Studies (14.3)*]

2.3 Hepatic Impairment

The dose of NUVIGIL should be reduced in patients with severe hepatic impairment, with or without cirrhosis. [see *Clinical Pharmacology (12.3)*]

2.4 Use in Geriatric Patients

Consideration should be given to the use of lower doses and close monitoring in geriatric patients. [see *Use in Specific Populations (8.5)*]

3 DOSAGE FORMS AND STRENGTHS

- 50 mg – round, white to off-white tablet with



on one side and "205" on the other

- 150 mg – oval, white to off-white tablet with



on one side and "215" on the other

- 200 mg – rounded, rectangular, white to off-white tablet with



on one side and "220" on the other

- 250 mg – oval, white to off-white tablet with



on one side and "225" on the other

4 CONTRAINDICATIONS

NUVIGIL is contraindicated in patients with known hypersensitivity to modafinil or armodafinil or its inactive ingredients.

5 WARNINGS AND PRECAUTIONS

5.1 Serious Rash, including Stevens-Johnson Syndrome

Serious rash requiring hospitalization and discontinuation of treatment has been reported in association with the use of NUVIGIL (armodafinil) or modafinil (the racemic mixture of S- and R-enantiomers).

NUVIGIL has not been studied in pediatric patients in any setting and is not approved for use in pediatric patients for any indication.

In clinical trials of modafinil, the incidence of rash resulting in discontinuation was approximately 0.8% (13 per 1,585) in pediatric patients (age <17 years); these rashes included 1 case of possible Stevens-Johnson Syndrome (SJS) and 1 case of apparent multi-organ hypersensitivity reaction. Several of the cases were associated with fever and other abnormalities (e.g., vomiting, leukopenia). The median time to rash that resulted in discontinuation was 13 days. No such cases were observed among 380 pediatric patients who received placebo. No serious skin rashes have been reported in adult clinical trials (0 per 4,264) of modafinil. Rare cases of serious or life-threatening rash, including SJS, Toxic Epidermal Necrolysis (TEN), and Drug Rash with Eosinophilia and Systemic Symptoms (DRESS) have been reported in adults and children in worldwide post-marketing experience. The reporting rate of TEN and SJS associated with modafinil use, which is generally accepted to be an underestimate due to underreporting, exceeds the background incidence rate. Estimates of the background incidence rate for these serious skin reactions in the general population range between 1 to 2 cases per million-person years.

Cases of serious rash similar to those observed with modafinil including skin and mouth blistering have been reported in adults in postmarketing experience with NUVIGIL.

There are no factors that are known to predict the risk of occurrence or the severity of rash associated with modafinil or armodafinil. Nearly all cases of serious rash associated with these drugs occurred within 1 to 5 weeks after treatment initiation. However, isolated cases have been reported after prolonged treatment (e.g., 3 months). Accordingly, duration of therapy cannot be relied upon as a means to predict the potential risk heralded by the first appearance of a rash.

Although benign rashes also occur with NUVIGIL, it is not possible to reliably predict which rashes will prove to be serious. Accordingly, NUVIGIL should be discontinued at the first sign of rash, unless the rash is clearly not drug-related. Discontinuation of treatment may not prevent a rash from becoming life-threatening or permanently disabling or disfiguring.

5.2 Angioedema and Anaphylactoid Reactions

Angioedema and hypersensitivity (with rash, dysphagia, and bronchospasm), were observed with NUVIGIL. Patients should be advised to discontinue therapy and immediately report to their physician any signs or symptoms suggesting angioedema or anaphylaxis (e.g., swelling of face, eyes, lips, tongue or larynx; difficulty in swallowing or breathing; hoarseness).

5.3 Multi-organ Hypersensitivity Reactions

Multi-organ hypersensitivity reactions, including at least one fatality in post-marketing experience, have occurred in close temporal association (median time to detection 13 days: range 4-33) to the initiation of modafinil. A similar risk of multi-organ hypersensitivity reactions with armodafinil cannot be ruled out.

Although there have been a limited number of reports, multi-organ hypersensitivity reactions may result in hospitalization or be life-threatening. There are no factors that are known to predict the risk of occurrence or the severity of multi-organ hypersensitivity reactions. Signs and symptoms of this disorder were diverse; however, patients typically, although not exclusively, presented with fever and rash associated with other organ system involvement. Other associated manifestations included myocarditis, hepatitis, liver function test abnormalities, hematological abnormalities (e.g., eosinophilia, leukopenia, thrombocytopenia), pruritus, and asthenia. Because multi-organ hypersensitivity is variable in its expression, other organ system symptoms and signs, not noted here, may occur.

If a multi-organ hypersensitivity reaction is suspected, NUVIGIL should be discontinued. Although there are no case reports to indicate cross-sensitivity with other drugs that produce this syndrome, the experience with drugs associated with multi-organ hypersensitivity would indicate this to be a possibility.

5.4 Persistent Sleepiness

Patients with abnormal levels of sleepiness who take NUVIGIL should be advised that their level of wakefulness may not return to normal. Patients with excessive sleepiness, including those taking NUVIGIL, should be frequently reassessed for their degree of sleepiness and, if appropriate, advised to avoid driving or any other potentially dangerous activity. Prescribers should also be aware that patients may not acknowledge sleepiness or drowsiness until directly questioned about drowsiness or sleepiness during specific activities.

5.5 Psychiatric Symptoms

In pre-approval narcolepsy, OSA and SWD controlled trials of NUVIGIL, anxiety, agitation, nervousness, and irritability were reasons for treatment discontinuation more often in patients on NUVIGIL compared to placebo (NUVIGIL 1.2% and placebo 0.3%). Depression was also a reason for treatment discontinuation more often in patients on NUVIGIL compared to placebo (NUVIGIL 0.6% and placebo 0.2%). Cases of suicide ideation were observed in clinical trials.

Caution should be exercised when NUVIGIL is given to patients with a history of psychosis, depression, or mania. If psychiatric symptoms develop in association with NUVIGIL administration, consider discontinuing NUVIGIL.

Psychiatric adverse experiences have been reported in patients treated with modafinil. Modafinil and armodafinil (NUVIGIL) are very closely related. Therefore, the incidence and type of psychiatric symptoms associated with NUVIGIL are expected to be similar to the incidence and type of these events with modafinil.

Post-marketing adverse events associated with the use of modafinil have included mania, delusions, hallucinations, suicidal ideation, and aggression, some resulting in hospitalization. Many, but not all, patients had a prior psychiatric history. One healthy male volunteer developed ideas of reference, paranoid delusions, and auditory hallucinations in association with multiple daily 600 mg doses of modafinil and sleep deprivation. There was no evidence of psychosis 36 hours after drug discontinuation.

5.6 Diagnosis of Sleep Disorders

NUVIGIL should be used only in patients who have had a complete evaluation of their excessive sleepiness, and in whom a diagnosis of narcolepsy, OSA, or SWD has been made in accordance with International Classification of Sleep Disorders (ICSD) or Diagnostic and Statistical Manual of Mental Disorders (DSM) diagnostic criteria. [see *Clinical Studies (14.1)*]. Such an evaluation usually consists of a complete history and physical examination, and it may be supplemented with testing in a laboratory setting. Some patients may have more than one sleep disorder contributing to their excessive sleepiness (e.g., OSA and SWD coincident in the same patient).

5.7 CPAP Use in Patients with OSA

In OSA, NUVIGIL is not indicated as treatment for the underlying obstruction. If continuous positive airway pressure (CPAP) is the treatment of choice for a patient, a maximal effort to treat with CPAP for an adequate period of time should be made prior to initiating NUVIGIL for excessive sleepiness. If NUVIGIL is used adjunctively with CPAP, the encouragement of and periodic assessment of CPAP compliance is necessary. There was a slight trend for reduced CPAP use over time (mean reduction of 18 minutes for patients treated with NUVIGIL and a 6-minute reduction for placebo-treated patients from a mean baseline use of 6.9 hours per night) in NUVIGIL trials.

5.8 Effects on Ability to Drive and Use Machinery

Although NUVIGIL has not been shown to produce functional impairment, any drug affecting the CNS may alter judgment, thinking or motor skills. Patients should be cautioned about operating an automobile or other hazardous machinery until it is reasonably certain that NUVIGIL therapy will not adversely affect their ability to engage in such activities.

5.9 Cardiovascular System

NUVIGIL has not been evaluated or used to any appreciable extent in patients with a recent history of myocardial infarction or unstable angina, and such patients should be treated with caution.

In clinical studies of modafinil, cardiovascular adverse events, including chest pain, palpitations, dyspnea and transient ischemic T-wave changes on ECG were observed in three subjects in association with mitral valve prolapse or left ventricular hypertrophy. It is recommended that NUVIGIL tablets not be used in patients with a history of left ventricular hypertrophy or in patients with mitral valve prolapse who have experienced the mitral valve prolapse syndrome when previously receiving CNS stimulants. Findings suggestive of mitral valve prolapse syndrome include but are not limited to ischemic ECG changes, chest pain, or arrhythmia. If new onset of any of these findings occurs, consider cardiac evaluation.

Blood pressure monitoring in short term (≤ 3 months) pre-approval controlled trials of OSA, SWD, and

narcolepsy showed small average increases in mean systolic and diastolic blood pressure in patients receiving NUVIGIL as compared to placebo (1.2 to 4.3 mmHg in the various experimental groups). There was also a slightly greater proportion of patients on NUVIGIL requiring new or increased use of antihypertensive medications (2.9%) compared to patients on placebo (1.8%). There was a small, but consistent, average increase in pulse rate over placebo in pre-approval controlled trials. This increase varied from 0.9 to 3.5 BPM. Increased monitoring of heart rate and blood pressure may be appropriate in patients on NUVIGIL. Caution should be exercised when prescribing NUVIGIL to patients with known cardiovascular disease.

6 ADVERSE REACTIONS

The following serious adverse reactions are described below and elsewhere in the labeling:

- Serious Rash, including Stevens-Johnson Syndrome [*see Warnings and Precautions (5.1)*]
- Angioedema and Anaphylactoid Reactions [*see Warnings and Precautions (5.2)*]
- Multi-organ Hypersensitivity Reactions [*see Warnings and Precautions (5.3)*]
- Persistent Sleepiness [*see Warnings and Precautions (5.4)*]
- Psychiatric Symptoms [*see Warnings and Precautions (5.5)*]
- Diagnosis of Sleep Disorders [*see Warnings and Precautions (5.6)*]
- CPAP Use in Patients with OSA [*see Warnings and Precautions (5.7)*]
- Effects on Ability to Drive and Use Machinery [*see Warnings and Precautions (5.8)*]
- Cardiovascular System [*see Warnings and Precautions (5.9)*]

6.1 Clinical Trials Experience

Because clinical trials are conducted under widely varying conditions, adverse reaction rates observed in the clinical trials of a drug cannot be directly compared to rates in the clinical trials of another drug and may not reflect the rates observed in practice.

OSA, SWD, and Narcolepsy

NUVIGIL has been evaluated for safety in over 1100 patients with excessive sleepiness associated with OSA, SWD, and narcolepsy.

In the pre-approval controlled clinical trials, the most commonly observed adverse events ($\geq 5\%$) associated with the use of NUVIGIL occurring more frequently than in the placebo-treated patients were headache, nausea, dizziness, and insomnia. The adverse event profile was similar across the studies.

In the pre-approval controlled clinical trials, 44 of the 645 patients (7%) who received NUVIGIL discontinued due to an adverse experience compared to 16 of the 445 (4%) of patients that received placebo. The most frequent reason for discontinuation was headache (1%).

Incidence in Controlled Trials

The following table (Table 1) presents the adverse experiences that occurred at a rate of 1% or more and were more frequent in patients treated with NUVIGIL than in placebo group patients in the pre-approval controlled clinical trials.

The prescriber should be aware that the figures provided below cannot be used to predict the frequency of adverse experiences in the course of usual medical practice, where patient characteristics and other factors may differ from those occurring during clinical studies. Similarly, the cited frequencies cannot be directly compared with figures obtained from other clinical investigations involving different treatments, uses, or investigators. Review of these frequencies, however, provides prescribers with a basis to estimate the relative contribution of drug and non-drug factors to the incidence of adverse events in the population studied.

Table 1. Incidence 1% or Greater Of Treatment-Emergent Adverse Experiences In Parallel-Group, Placebo-Controlled Clinical Trials* In OSA, Narcolepsy, and SWD With NUVIGIL (150 mg and 250 mg)

System Organ Class MedDRA preferred term	NUVIGIL (%) N=645	Placebo (%) N=445
Cardiac Disorders		
Palpitations	2	1
Gastrointestinal Disorders		
Nausea	7	3
Diarrhea	4	2
Dry Mouth	4	1
Dyspepsia	2	0
Abdominal Pain Upper	2	1
Constipation	1	0
Vomiting	1	0
Loose Stools	1	0
General Disorders And Administration Site Conditions		
Fatigue	2	1
Thirst	1	0
Influenza-Like Illness	1	0
Pain	1	0
Pyrexia	1	0
Immune System Disorders		
Seasonal Allergy	1	0
Investigations		
Gamma-Glutamyltransferase Increased	1	0
Heart Rate Increased	1	0
Metabolism And Nutrition Disorders		
Anorexia	1	0
Decreased Appetite	1	0
Nervous System Disorders		
Headache	17	9
Dizziness	5	2
Disturbance In Attention	1	0
Tremor	1	0
Migraine	1	0
Paresthesia	1	0
Psychiatric Disorders		
Insomnia	5	1
Anxiety	4	1
Depression	2	0
Agitation	1	0
Nervousness	1	0
Depressed Mood	1	0
Renal And Urinary Disorders		

Polyuria	1	0
Respiratory, Thoracic And Mediastinal Disorders		
Dyspnea	1	0
Skin And Subcutaneous Tissue Disorders		
Rash	2	0
Contact Dermatitis	1	0
Hyperhydrosis	1	0

*Four double-blind, placebo-controlled clinical studies in SWD, OSA, and narcolepsy; incidence is rounded to the nearest whole percent. Included are only those events for which NUVIGIL incidence is greater than that of placebo.

Dose Dependency of Adverse Events

In the pre-approval controlled clinical trials which compared doses of 150 mg/day and 250 mg/day of NUVIGIL and placebo, the only adverse events that appeared to be dose-related were headache, rash, depression, dry mouth, insomnia, and nausea. See Table 2 for additional information.

Table 2. Incidence of Dose-Dependent, Treatment-Emergent Adverse Experiences By Dose and By Treatment In Parallel-Group, Placebo-Controlled Clinical Trials* In OSA, Narcolepsy and SWD With NUVIGIL (150 mg and 250 mg)

System Organ Class MedDRA preferred term	NUVIGIL 250 mg (%) N=198	NUVIGIL 150 mg (%) N=447	NUVIGIL Combined (%) N=645	Placebo (%) N=445
Gastrointestinal Disorders				
Nausea	9	6	7	3
Dry Mouth	7	2	4	<1
Nervous System Disorders				
Headache	23	14	17	9
Psychiatric Disorders				
Insomnia	6	4	5	1
Depression	3	1	2	<1
Skin And Subcutaneous Tissue Disorders				
Rash	4	1	2	<1

*Four double-blind, placebo-controlled clinical studies in SWD, OSA, and narcolepsy.

Laboratory Changes

Clinical chemistry, hematology, and urinalysis parameters were monitored in the studies. Mean plasma levels of gamma glutamyltransferase (GGT) and alkaline phosphatase (AP) were found to be higher following administration of NUVIGIL, but not placebo. Few subjects, however, had GGT or AP elevations outside of the normal range. No differences were apparent in alanine aminotransferase (ALT), aspartate aminotransferase (AST), total protein, albumin, or total bilirubin, although there were rare cases of isolated elevations of AST and/or ALT. A single case of mild pancytopenia was observed after 35 days of treatment and resolved with drug discontinuation. A small mean decrease from baseline in serum uric acid compared to placebo was seen in clinical trials. The clinical significance of this finding is unknown.

Vital Sign Changes

Blood pressure monitoring in pre-approval controlled trials of OSA, SWD, and narcolepsy showed small average increases in mean systolic and diastolic blood pressure in patients receiving NUVIGIL as

compared to placebo (1.2 to 4.3 mmHg in the various experimental groups). There was also a slightly greater proportion of patients on NUVIGIL requiring new or increased use of antihypertensive medications (2.9%) compared to patients on placebo (1.8%). There was a small, but consistent, average increase in pulse rate over placebo in pre-approval controlled trials. This increase varied from 0.9 to 3.5 BPM. [see Warnings and Precautions (5.9)]

7 DRUG INTERACTIONS

The clearance of drugs that are substrates for CYP3A4/5 (e.g., steroidal contraceptives, cyclosporine, midazolam, and triazolam) may be increased by NUVIGIL via induction of metabolic enzymes, which results in lower systemic exposure. Dosage adjustment of these drugs should be considered when these drugs are used concomitantly with NUVIGIL [see Clinical Pharmacology (12.3)].

The effectiveness of steroidal contraceptives may be reduced when used with NUVIGIL and for one month after discontinuation of therapy. Alternative or concomitant methods of contraception are recommended for patients taking steroidal contraceptives (e.g., ethinyl estradiol) when treated concomitantly with NUVIGIL and for one month after discontinuation of NUVIGIL treatment.

Blood levels of cyclosporine may be reduced when used with NUVIGIL. Monitoring of circulating cyclosporine concentrations and appropriate dosage adjustment for cyclosporine should be considered when used concomitantly with NUVIGIL.

Elimination of drugs that are substrates for CYP2C19 (e.g., phenytoin, diazepam, propranolol, omeprazole, and clomipramine) may be prolonged by NUVIGIL via inhibition of metabolic enzymes, with resultant higher systemic exposure. Dose reduction of these drugs may be required when these drugs are used concomitantly with NUVIGIL.

More frequent monitoring of prothrombin times/INR should be considered whenever NUVIGIL is coadministered with warfarin [see Clinical Pharmacology (12.3)].

8 USE IN SPECIFIC POPULATIONS

8.1 Pregnancy

Pregnancy Category C

There are no adequate and well-controlled studies of armodafinil in pregnant women. Intrauterine growth restriction and spontaneous abortion have been reported in association with armodafinil and modafinil. Although the pharmacology of armodafinil is not identical to that of the sympathomimetic amines, it does share some pharmacologic properties with this class. Certain of these drugs have been associated with intrauterine growth restriction and spontaneous abortions. Whether the cases reported with armodafinil are drug-related is unknown. In studies of armodafinil (R-modafinil) and modafinil (a mixture of R- and S-modafinil) conducted in rats (armodafinil, modafinil) and rabbits (modafinil), developmental toxicity was observed at clinically relevant plasma exposures. NUVIGIL should be used during pregnancy only if the potential benefit justifies the potential risk to the fetus.

Oral administration of armodafinil (60, 200, or 600 mg/kg/day) to pregnant rats throughout organogenesis resulted in increased incidences of fetal visceral and skeletal variations and decreased fetal body weight at the highest dose. The highest no-effect dose for embryofetal developmental toxicity in rat (200 mg/kg/day) was associated with a plasma armodafinil exposure (AUC) less than that in humans at the maximum recommended human dose (MRHD) of NUVIGIL (250 mg/day).

Modafinil (50, 100, or 200 mg/kg/day) administered orally to pregnant rats throughout organogenesis caused, in the absence of maternal toxicity, an increase in resorptions and an increased incidence of visceral and skeletal variations in the offspring at the highest dose tested. The higher no-effect dose for embryofetal developmental toxicity in rat (100 mg/kg/day) was associated with a plasma armodafinil AUC less than that in humans at the MRHD of NUVIGIL. However, in a subsequent study of up to 480

mg/kg/day of modafinil, no adverse effects on embryofetal development were observed.

Modafinil administered orally to pregnant rabbits throughout organogenesis at doses of up to 100 mg/kg/day had no effect on embryofetal development; however, the doses used were too low to adequately assess the effects of modafinil on embryofetal development. In a subsequent developmental toxicity study evaluating doses of 45, 90, and 180 mg/kg/day in pregnant rabbits, the incidences of fetal structural alterations and embryofetal death were increased at the highest dose. The highest no-effect dose for developmental toxicity (100 mg/kg/day) was associated with a plasma armodafinil AUC less than that in humans at the MRHD of NUVIGIL.

Modafinil administration to rats throughout gestation and lactation at oral doses of up to 200 mg/kg/day resulted in decreased viability in the offspring at doses greater than 20 mg/kg/day, a dose resulting in a plasma armodafinil AUC less than that in humans at the MRHD of NUVIGIL. No effects on postnatal developmental and neurobehavioral parameters were observed in surviving offspring.

Pregnancy Registry: A pregnancy registry has been established to collect information on the pregnancy outcomes of women exposed to NUVIGIL. Healthcare providers are encouraged to register pregnant patients, or pregnant women may enroll themselves in the registry by calling 1-866-404-4106 (toll free).

8.3 Nursing Mothers

It is not known whether armodafinil or its metabolites are excreted in human milk. Because many drugs are excreted in human milk, caution should be exercised when NUVIGIL is administered to a nursing woman.

8.4 Pediatric Use

Safety and effectiveness in pediatric patients have not been established. Serious rash has been seen in pediatric patients receiving modafinil [see *Warnings and Precautions (5.1)*].

8.5 Geriatric Use

In elderly patients, elimination of armodafinil and its metabolites may be reduced as a consequence of aging. Therefore, consideration should be given to the use of lower doses and close monitoring in this population. [see *Clinical Pharmacology (12.3)*].

8.6 Hepatic Impairment

The dose of NUVIGIL should be reduced in patients with severe hepatic impairment, with or without cirrhosis [see *Clinical Pharmacology (12.3)*].

8.7 Renal Impairment

There is inadequate information to determine safety and efficacy of dosing in patients with severe renal impairment [see *Clinical Pharmacology (12.3)*].

9 DRUG ABUSE AND DEPENDENCE

9.1 Controlled Substance

Armodafinil (NUVIGIL) is a Schedule IV controlled substance.

9.2 Abuse

Although the abuse potential of armodafinil has not been specifically studied, its abuse potential is likely to be similar to that of modafinil. In humans, modafinil produces psychoactive and euphoric effects, alterations in mood, perception, thinking and feelings typical of other CNS stimulants. In in vitro binding studies, modafinil binds to the dopamine reuptake site and causes an increase in extracellular

dopamine, but no increase in dopamine release. Modafinil is reinforcing, as evidenced by its self-administration in monkeys previously trained to self-administer cocaine. In some studies, modafinil was also partially discriminated as stimulant-like. Physicians should follow patients closely, especially those with a history of drug and/or stimulant (e.g., methylphenidate, amphetamine, or cocaine) abuse. Patients should be observed for signs of misuse or abuse (e.g., incrementation of doses or drug-seeking behavior).

The abuse potential of modafinil (200, 400, and 800 mg) was assessed relative to methylphenidate (45 and 90 mg) in an inpatient study in individuals experienced with drugs of abuse. Results from this clinical study demonstrated that modafinil produced psychoactive and euphoric effects and feelings consistent with other scheduled CNS stimulants (methylphenidate).

10 OVERDOSAGE

10.1 Human Experience

There were no overdoses reported in the NUVIGIL clinical studies.

Symptoms of NUVIGIL overdose are likely to be similar to those of modafinil. Symptoms of overdose in modafinil clinical trials included excitation or agitation, insomnia, and slight or moderate elevations in hemodynamic parameters. From post-marketing experience with modafinil, there have been no reports of fatal overdoses involving modafinil alone (doses up to 12 grams). Overdoses involving multiple drugs, including modafinil, have resulted in fatal outcomes. Symptoms most often accompanying modafinil overdose, alone or in combination with other drugs have included insomnia; central nervous system symptoms such as restlessness, disorientation, confusion, excitation and hallucination; digestive changes such as nausea and diarrhea; and cardiovascular changes such as tachycardia, bradycardia, hypertension and chest pain.

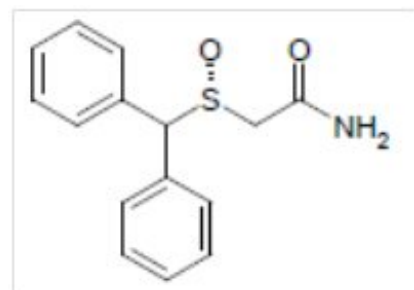
10.2 Overdose Management

No specific antidote exists for the toxic effects of a NUVIGIL overdose. Such overdoses should be managed with primarily supportive care, including cardiovascular monitoring. If there are no contraindications, induced emesis or gastric lavage should be considered. There are no data to suggest the utility of dialysis or urinary acidification or alkalinization in enhancing drug elimination. The physician should consider contacting a poison-control center for advice in the treatment of any overdose.

11 DESCRIPTION

NUVIGIL (armodafinil) is a wakefulness-promoting agent for oral administration. Armodafinil is the R-enantiomer of modafinil which is a 1:1 mixture of the R- and S-enantiomers. The chemical name for armodafinil is 2-[(R)-(diphenylmethyl)sulfinyl]acetamide. The molecular formula is $C_{15}H_{15}NO_2S$ and the molecular weight is 273.35.

The chemical structure is:



Armodafinil exists in multiple crystalline forms. Form I, which is used in NUVIGIL, is the least soluble form of armodafinil and is a white to off-white, crystalline powder that is slightly soluble in water, sparingly soluble in acetone and soluble in methanol. At least 90% of the armodafinil particles used in NUVIGIL have a diameter of less than 200 microns.

NUVIGIL tablets contain 50, 150, 200 or 250 mg of armodafinil and the following inactive ingredients: croscarmellose sodium, lactose monohydrate, magnesium stearate, microcrystalline cellulose, povidone, and pregelatinized starch.

12 CLINICAL PHARMACOLOGY

12.1 Mechanism of Action

The mechanism(s) through which armodafinil promotes wakefulness is unknown. Armodafinil (R-modafinil) has pharmacological properties similar to those of modafinil (a mixture of R- and S-modafinil), to the extent tested in animal and in vitro studies. The R- and S-enantiomers have similar pharmacological actions in animals.

Armodafinil and modafinil have wake-promoting actions similar to sympathomimetic agents including amphetamine and methylphenidate, although their pharmacologic profile is not identical to that of the sympathomimetic amines.

Modafinil-induced wakefulness can be attenuated by the α 1-adrenergic receptor antagonist, prazosin; however, modafinil is inactive in other in vitro assay systems known to be responsive to α -adrenergic agonists such as the rat vas deferens preparation.

Armodafinil is an indirect dopamine receptor agonist; both armodafinil and modafinil bind in vitro to the dopamine transporter and inhibit dopamine reuptake. For modafinil, this activity has been associated in vivo with increased extracellular dopamine levels in some brain regions of animals. In genetically engineered mice lacking the dopamine transporter (DAT), modafinil lacked wake-promoting activity, suggesting that this activity was DAT-dependent. However, the wake-promoting effects of modafinil, unlike those of amphetamine, were not antagonized by the dopamine receptor antagonist haloperidol in rats. In addition, alpha-methyl-p-tyrosine, a dopamine synthesis inhibitor, blocks the action of amphetamine, but does not block locomotor activity induced by modafinil.

In addition to its wake-promoting effects and ability to increase locomotor activity in animals, modafinil produces psychoactive and euphoric effects, alterations in mood, perception, thinking, and feelings typical of other CNS stimulants in humans. Modafinil has reinforcing properties, as evidenced by its self-administration in monkeys previously trained to self-administer cocaine; modafinil was also partially discriminated as stimulant-like.

Based on nonclinical studies, two major metabolites, acid and sulfone, of modafinil or armodafinil, do not appear to contribute to the CNS-activating properties of the parent compounds.

12.3 Pharmacokinetics

Armodafinil exhibits linear time-independent kinetics following single and multiple oral dose administration. Increase in systemic exposure is proportional over the dose range of 50 to 400 mg. No time-dependent change in kinetics was observed through 12 weeks of dosing. Apparent steady state for armodafinil was reached within 7 days of dosing. At steady state, the systemic exposure for armodafinil is 1.8 times the exposure observed after a single dose. The concentration-time profiles of the R-enantiomer following administration of a single-dose of 50 mg NUVIGIL or 100 mg PROVIGIL (modafinil, a 1:1 mixture of R- and S-enantiomers) are nearly superimposable. However, the C_{max} and $AUC_{0-\infty}$ of armodafinil at steady-state were approximately 37% and 70% higher, respectively, following administration of 200 mg NUVIGIL than the corresponding values of modafinil following administration of 200 mg PROVIGIL due to the more rapid clearance of the S-enantiomer (elimination half-life approximately 4 hours) as compared to the R-enantiomer.

Absorption

NUVIGIL is readily absorbed after oral administration. The absolute oral bioavailability was not determined due to the aqueous insolubility of armodafinil, which precluded intravenous administration. Peak plasma concentrations are attained at approximately 2 hours in the fasted state. Food effect on the overall bioavailability of NUVIGIL is considered minimal; however, time to reach peak concentration (t_{max}) may be delayed by approximately 2-4 hours in the fed state. Since the delay in t_{max} is also associated with elevated plasma concentrations later in time, food can potentially affect the onset and time course of pharmacologic action for NUVIGIL.

Distribution

NUVIGIL has an apparent volume of distribution of approximately 42 L. Data specific to armodafinil protein binding are not available. However, modafinil is moderately bound to plasma protein (approximately 60%), mainly to albumin. The potential for interactions of NUVIGIL with highly protein-bound drugs is considered to be minimal.

Metabolism

In vitro and in vivo data show that armodafinil undergoes hydrolytic deamidation, S-oxidation, and aromatic ring hydroxylation, with subsequent glucuronide conjugation of the hydroxylated products. Amide hydrolysis is the single most prominent metabolic pathway, with sulfone formation by cytochrome P450 (CYP) 3A4/5 being next in importance. The other oxidative products are formed too slowly in vitro to enable identification of the enzyme(s) responsible. Only two metabolites reach appreciable concentrations in plasma (i.e., R-modafinil acid and modafinil sulfone).

Data specific to NUVIGIL disposition are not available. However, modafinil is mainly eliminated via metabolism, predominantly in the liver, with less than 10% of the parent compound excreted in the urine. A total of 81% of the administered radioactivity was recovered in 11 days post-dose, predominantly in the urine (80% vs. 1.0% in the feces).

Elimination

After oral administration of NUVIGIL, armodafinil exhibits an apparent monoexponential decline from the peak plasma concentration. The apparent terminal $t_{1/2}$ is approximately 15 hours. The oral clearance of NUVIGIL is approximately 33 mL/min.

Specific Populations

Age

In a clinical study, systemic exposure of armodafinil was approximately 15% higher in elderly subjects (≥ 65 years of age, N=24), corresponding to approximately 12% lower oral clearance (CL/F), as compared to young subjects (18-45 years of age, N=25). Systemic exposure of armodafinil acid (metabolite) was approximately 61% and 73% greater for C_{max} and $AUC_{0-\infty}$, respectively, compared to young subjects. Systemic exposure of the sulfone metabolite was approximately 20% lower for elderly subjects compared with young subjects. A subgroup analysis of elderly subjects demonstrated elderly subjects ≥ 75 and 65-74 years of age had approximately 21% and 9% lower oral clearance, respectively, compared to young subjects. Systemic exposure was approximately 10% greater in subjects 65-74 years of age (N=17) and 27% greater in subjects ≥ 75 years of age (N=7), respectively, when compared to young subjects. The change is considered not likely to be clinically significant for elderly patients, however, because some elderly patients have greater exposure to armodafinil, consideration should be given to the use of lower doses.

Gender

Population pharmacokinetic analysis suggests no gender effect on the pharmacokinetics of armodafinil.

Race

The influence of race on the pharmacokinetics of armodafinil has not been studied.

Hepatic Impairment

The pharmacokinetics and metabolism of modafinil were examined in patients with cirrhosis of the liver (6 men and 3 women). Three patients had stage B or B+ cirrhosis and 6 patients had stage C or C+ cirrhosis (per the Child-Pugh score criteria). Clinically 8 of 9 patients were icteric and all had ascites. In these patients, the oral clearance of modafinil was decreased by about 60% and the steady state concentration was doubled compared to normal patients. The dose of NUVIGIL should be reduced in patients with severe hepatic impairment.

Renal Impairment

In a single dose 200 mg modafinil study, severe chronic renal failure (creatinine clearance ≤ 20 mL/min) did not significantly influence the pharmacokinetics of modafinil, but exposure to modafinil acid (metabolite) was increased 9-fold.

Drug Interactions

In vitro data demonstrated that armodafinil weakly induces CYP1A2 and possibly CYP3A activities in a concentration-related manner and that CYP2C19 activity is reversibly inhibited by armodafinil. Other CYP activities did not appear to be affected by armodafinil. An in vitro study demonstrated that armodafinil is a substrate of P-glycoprotein.

Potential Interactions with Drugs That Inhibit, Induce, or Are Metabolized by Cytochrome P450 Isoenzymes and Other Hepatic Enzymes

The existence of multiple pathways for armodafinil metabolism, as well as the fact that a non-CYP-related pathway is the most rapid in metabolizing armodafinil, suggest that there is a low probability of substantive effects on the overall pharmacokinetic profile of NUVIGIL due to CYP inhibition by concomitant medications. However, due to the partial involvement of CYP3A enzymes in the metabolic elimination of armodafinil, coadministration of potent inducers of CYP3A4/5 (e.g., carbamazepine, phenobarbital, rifampin) or inhibitors of CYP3A4/5 (e.g., ketoconazole, erythromycin) could alter the plasma concentrations of armodafinil.

The Potential of NUVIGIL to Alter the Metabolism of Other Drugs by Enzyme Induction or Inhibition

Drugs Metabolized by CYP3A4/5

In vitro data demonstrated that armodafinil is a weak inducer of CYP3A activity in a concentration-related manner. In a clinical study, concomitant administration of NUVIGIL 250 mg resulted in a reduction in systemic exposure to midazolam by 32% after a single oral dose (5 mg) and 17% after a single intravenous dose (2 mg). Therefore, the blood levels and effectiveness of drugs that are substrates for CYP3A enzymes (e.g., steroidal contraceptives, cyclosporine, midazolam, and triazolam) may be reduced after initiation of concomitant treatment with NUVIGIL, and dose adjustment may be required.

In a separate clinical study, concomitant administration of NUVIGIL 250 mg with quetiapine (300 mg to 600 mg daily doses) resulted in a reduction in the mean systemic exposure of quetiapine by approximately 29%. No dose adjustment is required.

Drugs Metabolized by CYP1A2

In vitro data demonstrated that armodafinil is a weak inducer of CYP1A2 in a concentration-related manner. However, in a clinical study using caffeine as a probe substrate, no significant effect on CYP1A2 activity was observed.

Drugs Metabolized by CYP2C19

In vitro data demonstrated that armodafinil is a reversible inhibitor of CYP2C19 activity. In a clinical study, concomitant administration of NUVIGIL 400 mg resulted in a 40% increase in exposure to omeprazole after a single oral dose (40 mg), as a result of moderate inhibition of CYP2C19 activity. Therefore, dose reduction may be required for some drugs that are substrates for CYP2C19 (e.g.,

phenytoin, diazepam, and propranolol, omeprazole, and clomipramine) when used concomitantly with NUVIGIL.

Interactions with CNS Active Drugs

Concomitant administration of NUVIGIL with quetiapine reduced the systemic exposure of quetiapine.

Data specific to NUVIGIL drug-drug interaction potential with other CNS active drugs are not available. However, the following available drug-drug interaction information on modafinil should be applicable to NUVIGIL.

Concomitant administration of modafinil with methylphenidate or dextroamphetamine produced no significant alterations on the pharmacokinetic profile of modafinil or either stimulant, even though the absorption of modafinil was delayed for approximately one hour.

Concomitant modafinil or clomipramine did not alter the pharmacokinetic profile of either drug; however, one incident of increased levels of clomipramine and its active metabolite desmethylclomipramine was reported in a patient with narcolepsy during treatment with modafinil.

Data specific to NUVIGIL or modafinil drug-drug interaction potential with monoamine oxidase (MAO) inhibitors are not available. Therefore, caution should be used when concomitantly administering MAO inhibitors and NUVIGIL.

Interaction with P-Glycoprotein

An in vitro study demonstrated that armodafinil is a substrate of P-glycoprotein. The impact of inhibition of P-glycoprotein is not known.

Interactions with Other Drugs

Data specific to NUVIGIL drug-drug interaction potential for additional other drugs are not available. However, the following available drug-drug interaction information on modafinil should be applicable to NUVIGIL.

Warfarin - Concomitant administration of modafinil with warfarin did not produce significant changes in the pharmacokinetic profiles of R- and S-warfarin. However, since only a single dose of warfarin was tested in this study, an interaction cannot be ruled out. Therefore, more frequent monitoring of prothrombin times/INR should be considered whenever NUVIGIL is coadministered with warfarin.

13 NONCLINICAL TOXICOLOGY

13.1 Carcinogenesis, Mutagenesis, Impairment of Fertility

Carcinogenesis

Carcinogenicity studies were conducted in which modafinil (a mixture of R- and S-modafinil) was administered in the diet to mice for 78 weeks and to rats for 104 weeks at doses of 6, 30, and 60 mg/kg/day. At the highest dose studied in rat, the plasma armodafinil exposure (AUC) was less than that in humans at the MRHD of NUVIGIL. There was no evidence of tumorigenesis associated with modafinil administration in these studies. However, since the mouse study used an inadequate high dose that was not representative of a maximum tolerated dose, a subsequent carcinogenicity study was conducted in the Tg.AC transgenic mouse. Doses evaluated in the Tg.AC assay were 125, 250, and 500 mg/kg/day, administered dermally. There was no evidence of tumorigenicity associated with modafinil administration; however, this dermal model may not have adequately assessed the carcinogenic potential of an orally administered drug.

Mutagenesis

Armodafinil was negative in an in vitro bacterial reverse mutation assay and in an in vitro chromosomal aberration assay in human lymphocytes.

Modafinil was negative in a series of in vitro (i.e., bacterial reverse mutation, mouse lymphoma tk,

chromosomal aberration in human lymphocytes, cell transformation in BALB/3T3 mouse embryo cells) or in vivo (mouse bone marrow micronucleus) assays.

Impairment of Fertility

A fertility and early embryonic development (to implantation) study was not conducted with armodafinil alone.

Oral administration of modafinil (doses of up to 480 mg/kg/day) to male and female rats prior to and throughout mating, and continuing in females through day 7 of gestation produced an increase in the time to mate at the highest dose; no effects were observed on other fertility or reproductive parameters. The no-effect dose of 240 mg/kg/day was associated with a plasma armodafinil AUC less than that in humans at the MRHD of NUVIGIL.

14 CLINICAL STUDIES

The effectiveness of NUVIGIL in improving wakefulness has been established in the following sleep disorders: obstructive sleep apnea (OSA), narcolepsy, and shift work disorder (SWD).

For each clinical trial, a p-value of ≤ 0.05 was required for statistical significance.

14.1 Obstructive Sleep Apnea (OSA)

The effectiveness of NUVIGIL in improving wakefulness in patients with excessive sleepiness associated with OSA was established in two 12-week, multi-center, placebo-controlled, parallel-group, double-blind studies of outpatients who met the International Classification of Sleep Disorders (ICSD) criteria for OSA (which are also consistent with the American Psychiatric Association DSM-IV-TR criteria). These criteria include either: 1) excessive sleepiness or insomnia, plus frequent episodes of impaired breathing during sleep, and associated features such as loud snoring, morning headaches or dry mouth upon awakening; or 2) excessive sleepiness or insomnia; and polysomnography demonstrating one of the following: more than five obstructive apneas, each greater than 10 seconds in duration, per hour of sleep; and one or more of the following: frequent arousals from sleep associated with the apneas, bradycardia, or arterial oxygen desaturation in association with the apneas. In addition, for entry into these studies, all patients were required to have excessive sleepiness as demonstrated by a score ≥ 10 on the Epworth Sleepiness Scale, despite treatment with continuous positive airway pressure (CPAP). Evidence that CPAP was effective in reducing episodes of apnea/hypopnea was required along with documentation of CPAP use.

Patients were required to be compliant with CPAP, defined as CPAP use ≥ 4 hours/night on $\geq 70\%$ of nights. CPAP use continued throughout the study. In both studies, the primary measures of effectiveness were 1) sleep latency, as assessed by the Maintenance of Wakefulness Test (MWT) and 2) the change in the patient's overall disease status, as measured by the Clinical Global Impression of Change (CGI-C) at the final visit. For a successful trial both measures had to show statistically significant improvement.

The MWT measures latency (in minutes) to sleep onset. An extended MWT was performed with test sessions at 2 hour intervals between 9AM and 7PM. The primary analysis was the average of the sleep latencies from the first four test sessions (9AM to 3PM). For each test session, the subject was asked to attempt to remain awake without using extraordinary measures. Each test session was terminated after 30 minutes if no sleep occurred or immediately after sleep onset. The CGI-C is a 7-point scale, centered at *No Change*, and ranging from *Very Much Worse* to *Very Much Improved*. Evaluators were not given any specific guidance about the criteria they were to apply when rating patients.

In the first study, a total of 395 patients with OSA were randomized to receive NUVIGIL 150 mg/day, NUVIGIL 250 mg/day or matching placebo. Patients treated with NUVIGIL showed a statistically significant improvement in the ability to remain awake compared to placebo-treated patients as measured by the MWT at final visit. A statistically significant greater number of patients treated with NUVIGIL showed improvement in overall clinical condition as rated by the CGI-C scale at final visit. The average

sleep latencies (in minutes) in the MWT at baseline for the trials are shown in Table 3 below, along with the average change from baseline on the MWT at final visit. The percentages of patients who showed any degree of improvement on the CGI-C in the clinical trials are shown in Table 4 below. The two doses of NUVIGIL produced statistically significant effects of similar magnitudes on the MWT, and also on the CGI-C.

In the second study, 263 patients with OSA were randomized to either NUVIGIL 150 mg/day or placebo. Patients treated with NUVIGIL showed a statistically significant improvement in the ability to remain awake compared to placebo-treated patients as measured by the MWT [Table 3]. A statistically significant greater number of patients treated with NUVIGIL showed improvement in overall clinical condition as rated by the CGI-C scale [Table 4].

Nighttime sleep measured with polysomnography was not affected by the use of NUVIGIL in either study.

14.2 Narcolepsy

The effectiveness of NUVIGIL in improving wakefulness in patients with excessive sleepiness (ES) associated with narcolepsy was established in one 12-week, multi-center, placebo-controlled, parallel-group, double-blind study of outpatients who met the ICSD criteria for narcolepsy. A total of 196 patients were randomized to receive NUVIGIL 150 or 250 mg/day, or matching placebo. The ICSD criteria for narcolepsy include either: 1) recurrent daytime naps or lapses into sleep that occur almost daily for at least three months, plus sudden bilateral loss of postural muscle tone in association with intense emotion (cataplexy); or 2) a complaint of excessive sleepiness or sudden muscle weakness with associated features: sleep paralysis, hypnagogic hallucinations, automatic behaviors, disrupted major sleep episode; and polysomnography demonstrating one of the following: sleep latency less than 10 minutes or rapid eye movement (REM) sleep latency less than 20 minutes and a Multiple Sleep Latency Test (MSLT) that demonstrates a mean sleep latency of less than 5 minutes and two or more sleep onset REM periods and no medical or mental disorder accounts for the symptoms. For entry into these studies, all patients were required to have objectively documented excessive daytime sleepiness, via MSLT with a sleep latency of 6 minutes or less and the absence of any other clinically significant active medical or psychiatric disorder. The MSLT, an objective polysomnographic assessment of the patient's ability to fall asleep in an unstimulating environment, measured latency (in minutes) to sleep onset averaged over 4 test sessions at 2-hour intervals. For each test session, the subject was told to lie quietly and attempt to sleep. Each test session was terminated after 20 minutes if no sleep occurred or immediately after sleep onset.

The primary measures of effectiveness were: 1) sleep latency as assessed by the Maintenance of Wakefulness Test (MWT); and 2) the change in the patient's overall disease status, as measured by the CGI-C at the final visit [*see Clinical Studies (14.1)* for a description of these measures]. Each MWT test session was terminated after 20 minutes if no sleep occurred or immediately after sleep onset in this study.

Patients treated with NUVIGIL showed a statistically significantly enhanced ability to remain awake on the MWT at each dose compared to placebo at final visit [Table 3]. A statistically significant greater number of patients treated with NUVIGIL at each dose showed improvement in overall clinical condition as rated by the CGI-C scale at final visit [Table 4].

The two doses of NUVIGIL produced statistically significant effects of similar magnitudes on the CGI-C. Although a statistically significant effect on the MWT was observed for each dose, the magnitude of effect was observed to be greater for the higher dose.

Nighttime sleep measured with polysomnography was not affected by the use of NUVIGIL.

14.3 Shift Work Disorder (SWD)

The effectiveness of NUVIGIL in improving wakefulness in patients with excessive sleepiness associated with SWD was demonstrated in a 12-week, multi-center, double-blind, placebo-controlled,

parallel-group clinical trial. A total of 254 patients with chronic SWD were randomized to receive NUVIGIL 150 mg/day or placebo. All patients met the ICSD criteria for chronic SWD [which are consistent with the American Psychiatric Association DSM-IV-TR criteria for Circadian Rhythm Sleep Disorder: Shift Work Type]. These criteria include: 1) either, a) a primary complaint of excessive sleepiness or insomnia which is temporally associated with a work period (usually night work) that occurs during the habitual sleep phase, or b) polysomnography and the MSLT demonstrate loss of a normal sleep-wake pattern (i.e., disturbed chronobiological rhythmicity); and 2) no other medical or mental disorder accounts for the symptoms; and 3) the symptoms do not meet criteria for any other sleep disorder producing insomnia or excessive sleepiness (e.g., time zone change [jet lag] syndrome).

It should be noted that not all patients with a complaint of sleepiness who are also engaged in shift work meet the criteria for the diagnosis of SWD. In the clinical trial, only patients who were symptomatic for at least 3 months were enrolled.

Enrolled patients were also required to work a minimum of 5 night shifts per month, have excessive sleepiness at the time of their night shifts (MSLT score \leq 6 minutes), and have daytime insomnia documented by a daytime polysomnogram (PSG).

The primary measures of effectiveness were: 1) sleep latency, as assessed by the Multiple Sleep Latency Test (MSLT) performed during a simulated night shift at the final visit; and 2) the change in the patient's overall disease status, as measured by the CGI-C at the final visit [see *Clinical Studies (14.1)* for a description of these measures].

Patients treated with NUVIGIL showed a statistically significant prolongation in the time to sleep onset compared to placebo-treated patients, as measured by the nighttime MSLT at final visit [Table 3]. A statistically significant greater number of patients treated with NUVIGIL showed improvement in overall clinical condition as rated by the CGI-C scale at final visit [Table 4].

Daytime sleep measured with polysomnography was not affected by the use of NUVIGIL.

Table 3. Average Baseline Sleep Latency and Change from Baseline at Final Visit (MWT and MSLT in minutes)

Disorder	Measure	NUVIGIL 150 mg*		NUVIGIL 250 mg*		Placebo	
		Baseline	Change from Baseline	Baseline	Change from Baseline	Baseline	Change from Baseline
OSA I	MWT	21.5	1.7	23.3	2.2	23.2	-1.7
OSA II	MWT	23.7	2.3	-	-	23.3	-1.3
Narcolepsy	MWT	12.1	1.3	9.5	2.6	12.5	-1.9
SWD	MSLT	2.3	3.1	-	-	2.4	0.4

*Significantly different than placebo for all trials (p<0.05)

Table 4. Clinical Global Impression of Change (CGI-C) (Percent of Patients Who Improved at Final Visit)


Disorder	NUVIGIL 150 mg*	NUVIGIL 250 mg*	Placebo
OSA I	71%	74%	37%
OSA II	71%	-	53%
Narcolepsy	69%	73%	33%
SWD	79%	-	59%


*Significantly different than placebo for all trials (p<0.05)


16 HOW SUPPLIED/STORAGE AND HANDLING


16.1 How Supplied

NUVIGIL[®] (armodafinil) Tablets are available as follows:

50 mg: Each round, white to off-white tablet is debossed with  on one side and "205" on the other.
NDC 63459-205-30 – Bottles of 30

150 mg: Each oval, white to off-white tablet is debossed with  on one side and "215" on the other.
NDC 63459-215-30 – Bottles of 30

200 mg: Each rounded, rectangular, white to off-white tablet is debossed with  on one side and "220" on the other.
NDC 63459-220-30 – Bottles of 30

250 mg: Each oval, white to off-white tablet is debossed with  on one side and "225" on the other.
NDC 63459-225-30 – Bottles of 30

16.2 Storage

Store at 20° - 25° C (68° - 77° F).

17 PATIENT COUNSELING INFORMATION

See FDA-approved patient labeling (Medication Guide).

Inform patients of the availability of a Medication Guide, and instruct them to read it prior to taking NUVIGIL.

Wakefulness

NUVIGIL is indicated for patients who have abnormal levels of sleepiness. NUVIGIL has been shown to improve, but not eliminate, this abnormal tendency to fall asleep. Therefore, patients should not alter their previous behavior with regard to potentially dangerous activities (e.g., driving, operating machinery) or other activities requiring appropriate levels of wakefulness, until and unless treatment with NUVIGIL has been shown to produce levels of wakefulness that permit such activities. Advise patients that NUVIGIL is not a replacement for sleep.

Continuing Previously Prescribed Treatments

Inform patients that it may be critical that they continue to take their previously prescribed treatments (e.g., patients with OSA receiving CPAP should continue to do so).

Discontinuing Drug Due to Adverse Reactions

Advise patients to stop taking NUVIGIL and contact their physician right away if they experience rash, depression, anxiety, or signs of psychosis or mania.

Pregnancy

Advise patients to notify their physician if they become pregnant or intend to become pregnant during therapy. Caution patients regarding the potential increased risk of pregnancy when using steroidal contraceptives (including depot or implantable contraceptives) with NUVIGIL and for one month after discontinuation of therapy.

Nursing

Advise patients to notify their physician if they are breastfeeding an infant.

Concomitant Medication

Advise patients to inform their physician if they are taking, or plan to take, any prescription or over-the-counter drugs, because of the potential for interactions between NUVIGIL and other drugs.

Alcohol

Advise patients that the use of NUVIGIL in combination with alcohol has not been studied. Advise patients that it is prudent to avoid alcohol while taking NUVIGIL.

Allergic Reactions

Advise patients to stop taking NUVIGIL and to notify their physician right away if they develop a rash, hives, mouth sores, blisters, peeling skin, trouble swallowing or breathing or a related allergic phenomenon.

NUV-007

Distributed By:

Teva Pharmaceuticals USA, Inc.

North Wales, PA 19454

NUVIGIL is a trademark of Cephalon, Inc., or its affiliates.

©2007 - 2013 Cephalon, Inc., a wholly owned subsidiary of Teva Pharmaceutical Industries Ltd.

All rights reserved.

MEDICATION GUIDE

NUVIGIL (nu-vij-el) C-IV

(armodafinil)

Tablets

Read the Medication Guide that comes with NUVIGIL before you start taking it and each time you get a refill. There may be new information. This Medication Guide does not take the place of talking with your doctor about your condition or treatment.

What is the most important information I should know about NUVIGIL?

NUVIGIL may cause serious side effects including a serious rash or a serious allergic reaction that may affect parts of your body such as your liver or blood cells. Any of these may need to be treated in a hospital and may be life-threatening.

Stop taking NUVIGIL and call your doctor right away or get emergency help if you have any of these symptoms:

- skin rash, hives, sores in your mouth, or your skin blisters and peels
- swelling of your face, eyes, lips, tongue, or throat
- trouble swallowing or breathing
- fever, shortness of breath, swelling of the legs, yellowing of the skin or whites of the eyes, or dark urine.

If you have a severe rash with NUVIGIL, stopping the medicine may not keep the rash from becoming life-threatening or causing you to be permanently disabled or disfigured.

NUVIGIL is not approved for use in children for any medical condition.

It is not known if NUVIGIL is safe or if it works in children under the age of 17.

What is NUVIGIL?

NUVIGIL is a prescription medicine used to improve wakefulness in adults who are very sleepy due to one of the following diagnosed sleep disorders:

- narcolepsy
- obstructive sleep apnea (OSA). NUVIGIL is used with other medical treatments for this sleep disorder. NUVIGIL does not take the place of using your CPAP machine or other treatments that your doctor has prescribed for this condition. It is important that you continue to use these treatments as prescribed by your doctor.
- shift work disorder (SWD)

NUVIGIL will not cure these sleep disorders. NUVIGIL may help the sleepiness caused by these conditions, but it may not stop all your sleepiness. NUVIGIL does not take the place of getting enough sleep. Follow your doctor's advice about good sleep habits and using other treatments.

NUVIGIL is a federally controlled substance (C-IV) because it can be abused or lead to dependence. Keep NUVIGIL in a safe place to prevent misuse and abuse. Selling or giving away NUVIGIL may harm others, and is against the law. Tell your doctor if you have ever abused or been dependent on alcohol, prescription medicines or street drugs.

Who should not take NUVIGIL?

Do not take NUVIGIL if you:

- are allergic to any of its ingredients. See the end of this Medication Guide for a complete list of ingredients in NUVIGIL.
- have had a rash or allergic reaction to either armodafinil (NUVIGIL) or modafinil (PROVIGIL®). These medicines are very similar.

What should I tell my doctor before taking NUVIGIL?

Tell your doctor about all of your medical conditions including, if you:

- have a history of mental health problems, including psychosis
- have heart problems or had a heart attack
- have high blood pressure. Your blood pressure may need to be checked more often while taking NUVIGIL.
- have liver or kidney problems
- have a history of drug or alcohol abuse or addiction
- are pregnant or planning to become pregnant. It is not known if NUVIGIL will harm your unborn baby.

Pregnancy Registry: There is a registry for women who become pregnant during treatment with NUVIGIL. The purpose of this registry is to collect information about the safety of NUVIGIL during pregnancy. Contact the registry as soon as you learn that you are pregnant, or ask your doctor to contact the registry for you. You or your doctor can get information and enroll you in the registry by calling 1-866-404-4106.

- are breastfeeding. It is not known if NUVIGIL passes into your milk. Talk to your doctor about the

best way to feed your baby if you take NUVIGIL.

Tell your doctor about all the medicines you take, including prescription and non-prescription medicines, vitamins, and herbal supplements. NUVIGIL and many other medicines can interact with each other, sometimes causing side effects. NUVIGIL may affect the way other medicines work, and other medicines may affect how NUVIGIL works. Your dose of NUVIGIL or certain other medicines may need to be changed.

Especially, tell your doctor if you use or take:

- a hormonal birth control method, such as birth control pills, shots, implants, patches, vaginal rings, and intrauterine devices (IUDs). Hormonal birth control methods may not work while you take NUVIGIL. Women who use one of these methods of birth control may have a higher chance for getting pregnant while taking NUVIGIL, and for one month after stopping NUVIGIL. Talk to your doctor about birth control choices that are right for you while taking NUVIGIL.

Know the medicines you take. Keep a list of them and show it to your doctor and pharmacist when you get a new medicine. Your doctor or pharmacist will tell you if it is safe to take NUVIGIL and other medicines together. Do not start any new medicines with NUVIGIL unless your doctor has told you it is okay.

How should I take NUVIGIL?

- Take NUVIGIL exactly as prescribed by your doctor. Your doctor will prescribe the dose of NUVIGIL that is right for you. Do not change your dose of NUVIGIL without talking to your doctor.
- Your doctor will tell you the right time of day to take NUVIGIL.
 - o People with narcolepsy or OSA usually take NUVIGIL one time each day in the morning.
 - o People with SWD usually take NUVIGIL about 1 hour before their work shift.
- Do not change the time of day you take NUVIGIL unless you have talked to your doctor. If you take NUVIGIL too close to your bedtime, you may find it harder to go to sleep.
- You can take NUVIGIL with or without food.
- If you take more than your prescribed dose or if you take an overdose of NUVIGIL, call your doctor or poison control center right away.

Symptoms of an overdose of NUVIGIL may include:

- Trouble sleeping
- Restlessness
- Confusion
- Feeling disoriented
- Feeling excited
- Hearing, seeing, feeling, or sensing things that are not really there (hallucinations)
- Nausea and diarrhea
- A fast or slow heartbeat
- Chest pain
- Increased blood pressure

What should I avoid while taking NUVIGIL?

- Do not drive a car or do other dangerous activities until you know how NUVIGIL affects you. People with sleep disorders should always be careful about doing things that could be dangerous.

Do not change your daily habits until your doctor tells you it is okay.

- You should avoid drinking alcohol. It is not known how drinking alcohol will affect you when taking NUVIGIL.

What are possible side effects of NUVIGIL?

NUVIGIL may cause serious side effects. Stop taking NUVIGIL and call your doctor right away or get emergency help if you get any of the following:

- **a serious rash or serious allergic reaction.** (See “**What is the most important information I should know about NUVIGIL?**”)
- **mental (psychiatric) symptoms, including:**
 - depression
 - feeling anxious
 - hearing, seeing, feeling, or sensing things that are not really there (hallucinations)
 - an extreme increase in activity and talking (mania)
 - thoughts of suicide
 - aggressive behavior
 - other mental problems
- **symptoms of a heart problem,** including chest pain, abnormal heart beats, and trouble breathing.

Common side effects that can happen in anyone who takes NUVIGIL include:

- headache
- nausea
- dizziness
- trouble sleeping

Tell your doctor if you get any side effect that bothers you or that does not go away while taking NUVIGIL.

These are not all the side effects of NUVIGIL. For more information, ask your doctor or pharmacist.

Some effects of NUVIGIL on the brain are the same as other medicines called “stimulants”. These effects may lead to abuse or dependence on NUVIGIL.

Call your doctor for medical advice about side effects. You may report side effects to FDA at 1-800-FDA-1088.

How should I store NUVIGIL?

- Store NUVIGIL at room temperature between 68° and 77° F (20° and 25° C).
- **Keep NUVIGIL and all medicines out of the reach of children.**

General information about NUVIGIL

Medicines are sometimes prescribed for purposes other than those listed in a Medication Guide. Do not use NUVIGIL for a condition for which it was not prescribed. Do not give NUVIGIL to other people, even if they have the same symptoms you have. It may harm them and it is against the law.

This Medication Guide summarizes the most important information about NUVIGIL. If you would like more information, talk with your doctor. You can ask your doctor or pharmacist for information about NUVIGIL that is written for health professionals. For more information, call 1-800-896-5855, or go to

www.NUVIGIL.com.

What are the ingredients in NUVIGIL?

Active Ingredient: armodafinil

Inactive Ingredients: lactose monohydrate, microcrystalline cellulose, pregelatinized starch, croscarmellose sodium, povidone, and magnesium stearate.

This Medication Guide has been approved by the U.S. Food and Drug Administration.

NUVMG-002

Revised June 2013

Distributed By:

Teva Pharmaceuticals USA, Inc.

North Wales, PA 19454

NUVIGIL is a trademark of Cephalon, Inc., or its affiliates.

©2007 - 2013 Cephalon, Inc., a wholly owned subsidiary of Teva Pharmaceutical Industries Ltd.

All rights reserved.

Package/Label Display Panel

400 32 100007

Each tablet contains 50 mg armodafinil.
Dispense in a tight container as defined in the USP.
Store at 20°-25°C (68°-77°F).
Usual Dosage: See package insert.

NDC 63459-205-30
30 Tablets

NUVIGIL®
(ARMODAFINIL) Tablets

50 mg CIV

Medication Guide Required: Each time NUVIGIL is dispensed, give the patient a Medication Guide.

TEVA Rx only

Distributed by:
Cephalon, Inc., a wholly-owned subsidiary of
Teva Pharmaceutical Industries Ltd.
Frazer, PA 19355

© 2008-2012 Cephalon, Inc. All rights reserved.

N 63459-205-30 4
3

Nuvigil® (armodafinil) Tablets 50mg CIV, 30s Label Text

NDC 63459-205-30

30 Tablets

NUVIGIL®

(ARMODAFINIL) Tablets

50 mg CIV

Medication Guide Required: Each time NUVIGIL is dispensed, give the patient a Medication Guide.

TEVA Rx only

Package/Label Display Panel



Nuvigil® (armodafinil) Tablets 150mg CIV, 30s Label Text

NDC 63459-215-30 30 Tablets

NUVIGIL®

(ARMODAFINIL) Tablets

150 mg CIV

Medication Guide Required: Each time NUVIGIL is dispensed, give the patient a Medication Guide.

TEVA Rx only

Package/Label Display Panel



Nuvigil® (armodafinil) Tablets 200mg CIV, 30s Label Text

NDC 63459-220-30 30 Tablets

NUVIGIL®

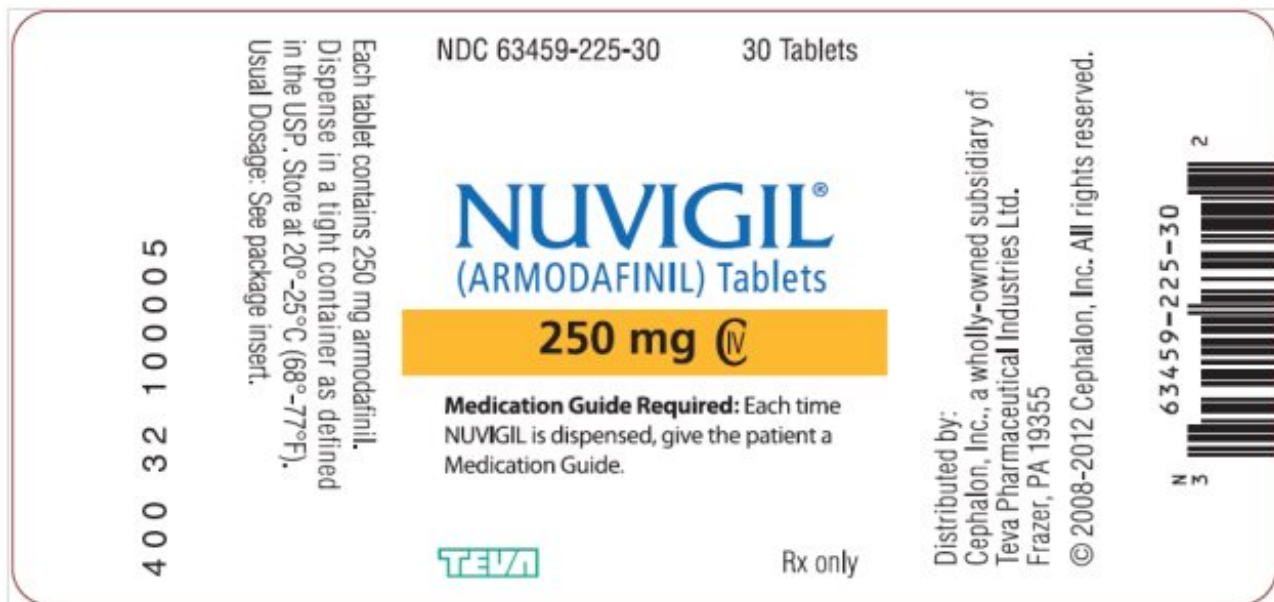
(ARMODAFINIL) Tablets

200 mg CIV

Medication Guide Required: Each time NUVIGIL is dispensed, give the patient a Medication Guide.

TEVA Rx only

Package/Label Display Panel



Nuvigil® (armodafinil) Tablets 250mg CIV, 30s Label Text

NDC 63459-225-30 30 Tablets

NUVIGIL®

(ARMODAFINIL) Tablets

250 mg CIV

Medication Guide Required: Each time NUVIGIL is dispensed, give the patient a Medication Guide.

TEVA Rx only

NUVIGIL armodafinil tablet

Product Information

Product Type	HUMAN PRESCRIPTION DRUG LABEL	Item Code (Source)	NDC:63459-205
Route of Administration	ORAL	DEA Schedule	CIV

Active Ingredient/Active Moiety

Ingredient Name	Basis of Strength	Strength
ARMODAFINIL (ARMODAFINIL)	ARMODAFINIL	50 mg

Inactive Ingredients

Ingredient Name	Strength
CROSCARMELLOSE SODIUM	
LACTOSE MONOHYDRATE	
MAGNESIUM STEARATE	
CELLULOSE, MICROCRYSTALLINE	
POVIDONE K29/32	
STARCH, CORN	

Product Characteristics

Color	WHITE (White to off-white)	Score	no score
Shape	ROUND	Size	6mm
Flavor		Imprint Code	205
Contains			

Packaging

#	Item Code	Package Description	Marketing Start Date	Marketing End Date
1	NDC:63459-205-30	30 in 1 BOTTLE; Combination Product Type = C112160	01/03/2011	

Marketing Information

Marketing Category	Application Number or Monograph Citation	Marketing Start Date	Marketing End Date
NDA	NDA021875	05/26/2009	

NUVIGIL

armodafinil tablet

Product Information

Product Type	HUMAN PRESCRIPTION DRUG LABEL	Item Code (Source)	NDC:63459-215
Route of Administration	ORAL	DEA Schedule	CIV

Active Ingredient/Active Moiety

Ingredient Name	Basis of Strength	Strength
ARMODAFINIL (ARMODAFINIL)	ARMODAFINIL	150 mg

Inactive Ingredients

Ingredient Name	Strength
CROSCARMELLOSE SODIUM	
LACTOSE MONOHYDRATE	
MAGNESIUM STEARATE	
CELLULOSE, MICROCRYSTALLINE	
POVIDONE K29/32	
STARCH, CORN	

Product Characteristics

Color	WHITE (White to off-white)	Score	no score
Shape	OVAL	Size	13mm
Flavor		Imprint Code	215
Contains			

Packaging

#	Item Code	Package Description	Marketing Start Date	Marketing End Date
1	NDC:63459-215-35	5 in 1 CARTON		
1	NDC:63459-215-07	7 in 1 BLISTER PACK; Combination Product Type = C112160		
2	NDC:63459-215-30	30 in 1 BOTTLE; Combination Product Type = C112160	01/31/2011	

Marketing Information

Marketing Category	Application Number or Monograph Citation	Marketing Start Date	Marketing End Date
NDA	NDA021875	05/26/2009	

NUVIGIL

armodafinil tablet

Product Information

Product Type	HUMAN PRESCRIPTION DRUG LABEL	Item Code (Source)	NDC:63459-220
Route of Administration	ORAL	DEA Schedule	CIV

Active Ingredient/Active Moiety

Ingredient Name	Basis of Strength	Strength		
ARMODAFINIL (ARMODAFINIL)	ARMODAFINIL	200 mg		
Inactive Ingredients				
Ingredient Name	Strength			
CROSCARMELOSE SODIUM				
LACTOSE MONOHYDRATE				
MAGNESIUM STEARATE				
CELLULOSE, MICROCRYSTALLINE				
POVIDONE K29/32				
STARCH, CORN				
Product Characteristics				
Color	WHITE (White to off-white)	Score	no score	
Shape	RECTANGLE (rounded, rectangular)	Size	12mm	
Flavor		Imprint Code	220	
Contains				
Packaging				
#	Item Code	Package Description	Marketing Start Date	Marketing End Date
1	NDC:63459-220-35	5 in 1 CARTON		
1	NDC:63459-220-07	7 in 1 BLISTER PACK; Combination Product Type = C112160		
2	NDC:63459-220-30	30 in 1 BOTTLE; Combination Product Type = C112160	02/20/2014	
Marketing Information				
Marketing Category	Application Number or Monograph Citation	Marketing Start Date	Marketing End Date	
NDA	NDA021875	02/20/2014		

NUVIGIL

armodafinil tablet

Product Information			
Product Type	HUMAN PRESCRIPTION DRUG LABEL	Item Code (Source)	NDC:63459-225
Route of Administration	ORAL	DEA Schedule	CIV
Active Ingredient/Active Moiety			
Ingredient Name	Basis of Strength	Strength	
ARMODAFINIL (ARMODAFINIL)	ARMODAFINIL	250 mg	

Inactive Ingredients

Ingredient Name	Strength
CROSCARMELOSE SODIUM	
LACTOSE MONOHYDRATE	
MAGNESIUM STEARATE	
CELLULOSE, MICROCRYSTALLINE	
POVIDONE K29/32	
STARCH, CORN	

Product Characteristics

Color	WHITE (White to off-white)	Score	no score
Shape	OVAL	Size	16mm
Flavor		Imprint Code	225
Contains			

Packaging

#	Item Code	Package Description	Marketing Start Date	Marketing End Date
1	NDC:63459-225-35	5 in 1 CARTON		
1	NDC:63459-225-07	7 in 1 BLISTER PACK; Combination Product Type = C112160		
2	NDC:63459-225-30	30 in 1 BOTTLE; Combination Product Type = C112160	01/31/2011	

Marketing Information

Marketing Category	Application Number or Monograph Citation	Marketing Start Date	Marketing End Date
NDA	NDA021875	05/26/2009	

Labeler - Cephalon, Inc. (183236314)

Revised: 9/2014

Cephalon, Inc.