

AVONEX- interferon beta-1a
AVONEX PEN- interferon beta-1a injection, solution
AVONEX- interferon beta-1a injection, solution
Biogen Inc.

HIGHLIGHTS OF PRESCRIBING INFORMATION

These highlights do not include all the information needed to use AVONEX safely and effectively. See full prescribing information for AVONEX.

AVONEX (interferon beta-1a) injection, for intramuscular injection
Initial U.S. Approval: 1996

----- **RECENT MAJOR CHANGES** -----

Warnings and Precautions (5.8)

7/2023

----- **INDICATIONS AND USAGE** -----

AVONEX is for the treatment of relapsing forms of multiple sclerosis (MS), to include clinically isolated syndrome, relapsing-remitting disease, and active secondary progressive disease, in adults. (1)

----- **DOSAGE AND ADMINISTRATION** -----

- For intramuscular use only (2.1)
- Recommended dose: 30 micrograms once a week (2.1)
- AVONEX may be titrated, starting with 7.5 micrograms for first week, to reduce flu-like symptoms (2.1)
- Increase dose by 7.5 micrograms each week for next 3 weeks until recommended dose of 30 micrograms (2.1)
- See patient instructions for use for complete administration instructions (2.2)
- Perform first injection under the supervision of an appropriately qualified health care professional (2.2)
- Analgesics and/or antipyretics on treatment days may help ameliorate flu-like symptoms (2.3)

----- **DOSAGE FORMS AND STRENGTHS** -----

- Injection: 30 micrograms per 0.5 mL solution in single-dose prefilled syringe (3)
- Injection: 30 micrograms per 0.5 mL solution in single-dose prefilled autoinjector (3)

----- **CONTRAINDICATIONS** -----

- History of hypersensitivity to natural or recombinant interferon beta, albumin or any other component of the formulation (4)

----- **WARNINGS AND PRECAUTIONS** -----

- Depression, Suicide, and Psychotic Disorders: advise patients to immediately report any symptoms of depression, suicidal ideation, and/or psychosis; consider discontinuation of AVONEX if depression occurs (5.1)
- Hepatic Injury: monitor liver function tests; monitor patients for signs and symptoms of hepatic injury; consider discontinuation of AVONEX if hepatic injury occurs (5.2, 5.10)
- Injection Site Reactions: Do not administer AVONEX into affected area until fully healed; if multiple lesions occur, change injection site or discontinue AVONEX until healing of skin lesions (5.4).
- Anaphylaxis and Other Allergic-Reactions: Discontinue if occurs (5.4)
- Congestive Heart Failure: monitor patients with pre-existing significant cardiac disease for worsening of cardiac symptoms (5.5)
- Decreased Peripheral Blood Counts: monitor complete blood count (5.6, 5.10)
- Thrombotic Microangiopathy: Cases of thrombotic microangiopathy have been reported. Discontinue AVONEX if clinical symptoms and laboratory findings consistent with TMA occur (5.7)
- Pulmonary Arterial Hypertension: Cases of pulmonary arterial hypertension (PAH) have been reported in patients treated with interferon beta products, including AVONEX. Discontinue AVONEX if PAH is diagnosed (5.8)
- Autoimmune Disorders: consider discontinuation of AVONEX if new autoimmune disorder occurs (5.10, 5.11)

ADVERSE REACTIONS

The most common adverse reactions (at least 5% more frequent on AVONEX than on placebo) were flu-like symptoms including chills, fever, myalgia, and asthenia. (6.1)

To report SUSPECTED ADVERSE REACTIONS, contact Biogen at 1-800-456-2255 or FDA at 1-800-FDA-1088 or www.fda.gov/medwatch.

USE IN SPECIFIC POPULATIONS

- Pregnancy: Epidemiological data do not suggest a clear relationship between interferon beta use and major congenital malformations, but interferon beta may cause fetal harm based on animal data. (8.1)

See 17 for PATIENT COUNSELING INFORMATION and Medication Guide.

Revised: 7/2023

FULL PRESCRIBING INFORMATION: CONTENTS*

1 INDICATIONS AND USAGE

2 DOSAGE AND ADMINISTRATION

2.1 Dosing Information

2.2 Important Administration Instructions (All Dosage Forms)

2.3 Premedication for Flu-like Symptoms

3 DOSAGE FORMS AND STRENGTHS

4 CONTRAINDICATIONS

5 WARNINGS AND PRECAUTIONS

5.1 Depression, Suicide, and Psychotic Disorders

5.2 Hepatic Injury

5.3 Anaphylaxis and Other Allergic-Reactions

5.4 Injection Site Reactions Including Necrosis

5.5 Congestive Heart Failure

5.6 Decreased Peripheral Blood Counts

5.7 Thrombotic Microangiopathy

5.8 Pulmonary Arterial Hypertension

5.9 Seizures

5.10 Autoimmune Disorders

5.11 Laboratory Tests

6 ADVERSE REACTIONS

6.1 Clinical Trials Experience

6.2 Postmarketing Experience

8 USE IN SPECIFIC POPULATIONS

8.1 Pregnancy

8.2 Lactation

8.4 Pediatric Use

8.5 Geriatric Use

11 DESCRIPTION

12 CLINICAL PHARMACOLOGY

12.1 Mechanism of Action

12.2 Pharmacodynamics

12.3 Pharmacokinetics

13 NONCLINICAL TOXICOLOGY

13.1 Carcinogenesis, Mutagenesis, and Impairment of Fertility

14 CLINICAL STUDIES

16 HOW SUPPLIED/STORAGE AND HANDLING

- 16.1 How Supplied
- 16.2 Storage and Handling

17 PATIENT COUNSELING INFORMATION

* Sections or subsections omitted from the full prescribing information are not listed.

FULL PRESCRIBING INFORMATION

1 INDICATIONS AND USAGE

AVONEX is indicated for the treatment of relapsing forms of multiple sclerosis (MS), to include clinically isolated syndrome, relapsing-remitting disease, and active secondary progressive disease, in adults.

2 DOSAGE AND ADMINISTRATION

2.1 Dosing Information

AVONEX is administered intramuscularly.

The recommended dose is 30 micrograms once a week. To reduce the incidence and severity of flu-like symptoms that may occur when initiating AVONEX therapy at a dose of 30 micrograms, AVONEX may be started at a dose of 7.5 micrograms and the dose may be increased by 7.5 micrograms each week for the next three weeks until the recommended dose of 30 micrograms is achieved (see Table 1). An AVOSTARTGRIP™ kit containing 3 titration devices can be used for titration and is to be used only with AVONEX Prefilled Syringes.

Table 1: Schedule for Dose Titration

	AVONEX Dose ¹	Recommended Dose
Week 1	7.5 micrograms	1/4 dose
Week 2	15 micrograms	1/2 dose
Week 3	22.5 micrograms	3/4 dose
Week 4+	30 micrograms	full dose

¹ Dosed once a week, intramuscularly

2.2 Important Administration Instructions (All Dosage Forms)

AVONEX dosage forms (prefilled syringe and prefilled autoinjector) are single-dose. See Patient's Instructions for Use for complete administration instructions.

The first AVONEX injection should be performed under the supervision of an appropriately qualified healthcare professional. If patients or caregivers are to administer AVONEX, train them in the proper intramuscular injection technique and assess their ability to inject intramuscularly to ensure the proper administration of AVONEX.

Advise patients and caregivers to:

- Rotate injection sites with each administration to minimize the likelihood of injection site reactions, including necrosis or localized infection [see *Warnings and Precautions* (5.4)]
- NOT inject into an area of the body where the skin is irritated, reddened, bruised, infected or scarred in any way
- Check the injection site after 2 hours for redness, swelling, or tenderness
- Contact their healthcare provider if they have a skin reaction and it does not clear up in a few days

Parenteral drug products should be inspected visually for particulate matter and discoloration prior to administration, whenever solution and container permit.

A 25 gauge, 1" needle for intramuscular injection with AVONEX prefilled syringe may be substituted for the 23 gauge, 1 ¼" needle by the healthcare provider, if deemed appropriate. A 25 gauge, 5/8" needle specific to the prefilled autoinjector is supplied with the AVONEX PEN[®] Administration Dose Pack. **DO NOT** use any other needle with the autoinjector.

Use safe disposal procedures for needles and syringes. **DO NOT** re-use needles, prefilled syringes, or autoinjectors. Following the administration of each titrated dose, discard any remaining product.

2.3 Premedication for Flu-like Symptoms

Concurrent use of analgesics and/or antipyretics on treatment days may help ameliorate flu-like symptoms associated with AVONEX use.

3 DOSAGE FORMS AND STRENGTHS

- Injection: 30 micrograms per 0.5 mL clear, colorless solution in a single-dose prefilled syringe
- Injection: 30 micrograms per 0.5 mL clear, colorless solution in a single-dose prefilled autoinjector

4 CONTRAINDICATIONS

AVONEX is contraindicated in patients with a history of hypersensitivity to natural or recombinant interferon beta, or any other component of the formulation [see *Warnings and Precautions* (5.3)].

The formerly available lyophilized vial formulation of AVONEX is contraindicated in patients with a history of hypersensitivity to albumin (human).

5 WARNINGS AND PRECAUTIONS

5.1 Depression, Suicide, and Psychotic Disorders

Patients treated with AVONEX and their caregivers should be advised to report immediately any symptoms of depression, suicidal ideation, and/or psychosis to their prescribing physicians. If a patient develops depression or other severe psychiatric

symptoms, cessation of AVONEX therapy should be considered.

Depression and suicide have been reported to occur with increased frequency in patients receiving AVONEX. In Study 1, the incidence of depression was similar in placebo-treated and in AVONEX-treated patients, but suicidal tendency was seen more frequently in AVONEX-treated patients (4% in AVONEX group vs. 1% in placebo group). In Study 2, there was a greater incidence of depression in AVONEX-treated patients than in placebo-treated patients (20% in AVONEX group vs. 13% in placebo group) [see *Clinical Studies (14)*].

Additionally, there have been postmarketing reports of depression, suicidal ideation, and/or development of new or worsening of other pre-existing psychiatric disorders, including psychosis. For some of these patients, symptoms of depression improved upon cessation of AVONEX.

5.2 Hepatic Injury

Severe hepatic injury, including cases of hepatic failure, has been reported rarely in patients taking AVONEX. Asymptomatic elevation of hepatic transaminases has also been reported, and in some patients has recurred upon rechallenge with AVONEX. In some cases, these events have occurred in the presence of other drugs that have been associated with hepatic injury. The potential risk of AVONEX used in combination with known hepatotoxic drugs or other products (e.g., alcohol) should be considered prior to starting AVONEX, or before starting hepatotoxic drugs. Patients should be monitored for signs of hepatic injury [see *Warnings and Precautions (5.10)*].

5.3 Anaphylaxis and Other Allergic-Reactions

Anaphylaxis has been reported as a rare complication of AVONEX use. Other allergic reactions have included dyspnea, orolingual edema, skin rash and urticaria. Discontinue AVONEX if anaphylaxis or other allergic reactions occur.

5.4 Injection Site Reactions Including Necrosis

Injection site reactions, including injection site necrosis, can occur with the use of interferon beta products, including AVONEX. In controlled clinical trials, injection site reactions (e.g., injection site pain, bruising or erythema) occurred in 18% of patients receiving AVONEX and 13% in the placebo group. These reactions included injection site inflammation (6%), injection site pain (8%), injection site mass (<1%), nonspecific reactions.

Injection site abscesses and cellulitis and injection site necrosis have been reported in the postmarketing setting with interferon beta products, including AVONEX. Some cases required treatment with hospitalization for surgical drainage and intravenous antibiotics.

Periodically evaluate patient understanding and use of aseptic self-injection techniques and procedures, particularly if injection site necrosis has occurred. Whether to discontinue therapy following a single site of necrosis is dependent on the extent of necrosis. For patients who continue therapy with AVONEX after injection site necrosis has occurred, avoid administration of AVONEX into the affected area until it is fully healed. If multiple lesions occur, change injection site or discontinue therapy until healing occurs.

5.5 Congestive Heart Failure

Patients with pre-existing congestive heart failure should be monitored for worsening of their cardiac condition during initiation of and continued treatment with AVONEX. While beta interferons do not have any known direct cardiac toxicity, during the postmarketing period cases of congestive heart failure, cardiomyopathy, and cardiomyopathy with congestive heart failure have been reported in patients without known predisposition to these events, and without other etiologies being established. In some cases, these events have been temporally related to the administration of AVONEX. In some of these instances recurrence upon rechallenge was observed.

5.6 Decreased Peripheral Blood Counts

Decreased peripheral blood counts in all cell lines, including rare pancytopenia and thrombocytopenia, have been reported from postmarketing experience in AVONEX-treated patients [see *Adverse Reactions* (6.2)]. In some cases, platelet counts were below 10,000/microliter. Some cases recurred with rechallenge [see *Adverse Reactions* (6.2)]. Patients should be monitored for symptoms or signs of decreased blood counts.

5.7 Thrombotic Microangiopathy

Cases of thrombotic microangiopathy (TMA), including thrombotic thrombocytopenic purpura and hemolytic uremic syndrome, some fatal, have been reported with interferon beta products, including AVONEX. Cases have been reported several weeks to years after starting interferon beta products. Discontinue AVONEX if clinical symptoms and laboratory findings consistent with TMA occur, and manage as clinically indicated.

5.8 Pulmonary Arterial Hypertension

Cases of pulmonary arterial hypertension (PAH) have been reported in patients treated with interferon beta products, including AVONEX. PAH has occurred in patients treated with interferon beta products in the absence of other contributory factors. Many of the reported cases required hospitalization, including one case with interferon beta in which the patient underwent a lung transplant. PAH has developed at various time points after initiating therapy with interferon beta products and may occur several years after starting treatment.

Patients who develop unexplained symptoms (e.g., dyspnea, new or increasing fatigue) should be assessed for PAH. If alternative etiologies have been ruled out and a diagnosis of PAH is confirmed, discontinue treatment and manage as clinically indicated.

5.9 Seizures

Seizures have been temporally associated with the use of beta interferons in clinical trials and postmarketing safety surveillance. In the two placebo-controlled studies in multiple sclerosis (Studies 1 and 2), 4 patients receiving AVONEX experienced seizures, while no seizures occurred in the placebo group [see *Clinical Studies* (14)]. Three of these 4 patients had no prior history of seizure [see *Adverse Reactions* (6.1)]. It is not known whether these events were related to the effects of multiple sclerosis alone, to AVONEX, or to a combination of both.

5.10 Autoimmune Disorders

Postmarketing reports of autoimmune disorders of multiple target organs in AVONEX-treated patients included idiopathic thrombocytopenia, hyper- and hypothyroidism, and rare cases of autoimmune hepatitis. If AVONEX-treated patients develop a new autoimmune disorder, consider stopping the therapy.

5.11 Laboratory Tests

In addition to those laboratory tests normally required for monitoring patients with multiple sclerosis, complete blood and differential white blood cell counts, platelet counts, and blood chemistries, including liver function tests, are recommended during AVONEX therapy [see *Warnings and Precautions (5.2, 5.6, 5.10)*]. Patients with myelosuppression may require more intensive monitoring of complete blood cell counts, with differential and platelet counts. Thyroid function should be monitored periodically. If patients have or develop symptoms of thyroid dysfunction (hypo- or hyperthyroidism), thyroid function tests should be performed according to standard medical practice.

6 ADVERSE REACTIONS

The following serious adverse reactions are discussed in more detail in other sections of labeling:

- Depression, Suicide, and Psychotic Disorders [see *Warnings and Precautions (5.1)*]
- Hepatic Injury [see *Warnings and Precautions (5.2)*]
- Anaphylaxis and Other Allergic-Reactions [see *Warnings and Precautions (5.3)*]
- Injection Site Reactions Including Necrosis [see *Warnings and Precautions (5.4)*]
- Congestive Heart Failure [see *Warnings and Precautions (5.5)*]
- Decreased Peripheral Blood Counts [see *Warnings and Precautions (5.6)*]
- Thrombotic Microangiopathy [see *Warnings and Precautions (5.7)*]
- Pulmonary Arterial Hypertension [see *Warnings and Precautions (5.8)*]
- Seizures [see *Warnings and Precautions (5.9)*]
- Autoimmune Disorders [see *Warnings and Precautions (5.10)*]
- Laboratory Tests [see *Warnings and Precautions (5.11)*]

6.1 Clinical Trials Experience

Because clinical trials are conducted under widely varying conditions, adverse reaction rates observed in the clinical trials of AVONEX cannot be directly compared to rates in clinical trials of other drugs and may not reflect the rates observed in practice.

Among 351 patients with relapsing forms of MS treated with AVONEX 30 micrograms (including 319 patients treated for 6 months and 288 patients treated for greater than one year) the most commonly reported adverse reactions (at least 5% more frequent on AVONEX than on placebo) were flu-like symptoms. Symptoms can include chills, fever, myalgia and asthenia occurring within hours to days following an injection. Most people who take AVONEX have flu-like symptoms early during the course of therapy. Usually, these symptoms last for a day after the injection. For many people, these symptoms lessen or go away over time. The most frequently reported adverse reactions resulting in clinical intervention (for example, discontinuation of AVONEX or the need for concomitant medication to treat an adverse reaction symptom) were flu-like symptoms and depression.

Table 2 enumerates adverse reactions that occurred with AVONEX-treated patients at

an incidence of at least 2% more than that observed in the placebo-treated patients in the pooled placebo-controlled studies in patients with relapsing forms of MS [see *Clinical Studies (14)*].

Table 2: Adverse Reactions in the Placebo-Controlled Studies

Adverse Reaction	Placebo (N = 333)	AVONEX (N = 351)
Body as a Whole		
Headache	55%	58%
Flu-like symptoms (otherwise unspecified)	29%	49%
Pain	21%	23%
Asthenia	18%	24%
Fever	9%	20%
Chills	5%	19%
Abdominal pain	6%	8%
Injection site pain	6%	8%
Infection	4%	7%
Injection site inflammation	2%	6%
Chest pain	2%	5%
Injection site reaction	1%	3%
Toothache	1%	3%
Nervous System		
Depression	14%	18%
Dizziness	12%	14%
Respiratory System		
Upper respiratory tract infection	12%	14%
Sinusitis	12%	14%
Bronchitis	5%	8%
Digestive System		
Nausea	19%	23%
Musculoskeletal System		
Myalgia	22%	29%
Arthralgia	6%	9%
Urogenital		
Urinary tract infection	15%	17%
Urine constituents abnormal	0%	3%
Skin and Appendages		
Alopecia	2%	4%

Special Senses		
Eye disorder	2%	4%
Hemic and Lymphatic System		
Injection site ecchymosis	4%	6%
Anemia	1%	4%
Cardiovascular System		
Migraine	3%	5%
Vasodilation	0%	2%

Immunogenicity

Anaphylaxis and other allergic reactions have occurred in AVONEX-treated patients [see *Warnings and Precautions* (5.3)]. As with all therapeutic proteins, there is a potential for immunogenicity. In studies assessing immunogenicity in multiple sclerosis patients administered AVONEX for at least 1 year, 5% (21 of 390 patients) showed the presence of neutralizing antibodies at one or more times.

These data reflect the percentage of patients whose test results were considered positive for antibodies to AVONEX using a two-tiered assay (ELISA binding assay followed by an antiviral cytopathic effect assay), and are highly dependent on the sensitivity and specificity of the assay. Additionally, the observed incidence of neutralizing activity in an assay may be influenced by several factors including sample handling, timing of sample collection, concomitant medications, and underlying disease. For these reasons, comparison of the incidence of antibodies to AVONEX with the incidence of antibodies to other products may be misleading.

6.2 Postmarketing Experience

The following additional adverse reactions have been identified during post-approval use of AVONEX. Because these reactions are reported voluntarily from a population of uncertain size, it is not always possible to reliably estimate their frequency or establish a causal relationship to drug exposure.

- Hemolytic anemia
- Menorrhagia and metrorrhagia
- Pulmonary Arterial Hypertension
- Rash (including vesicular rash)
- Rare cases of injection site abscess or cellulitis requiring surgical intervention

8 USE IN SPECIFIC POPULATIONS

8.1 Pregnancy

Risk Summary

Data from a large population-based cohort study, as well as other published studies over several decades, have not identified a drug-associated risk of major birth defects with the use of interferon beta products during early pregnancy. Findings regarding a

potential risk for low birth weight or miscarriage with the use of interferon beta products in pregnancy have been inconsistent (*see Data*). In a study in pregnant monkeys, administration of interferon beta during pregnancy resulted in an increased rate of abortion at doses greater than those used clinically (*see Data*).

In the U.S. general population, the estimated background risk of major birth defects and miscarriage in clinically recognized pregnancies is 2% to 4% and 15% to 20%, respectively. The background risk of major birth defects and miscarriage for the indicated population is unknown.

Data

Human Data

The majority of observational studies reporting on pregnancies exposed to interferon beta products did not identify an association between the use of interferon beta products during early pregnancy and an increased risk of major birth defects.

In a population-based cohort study conducted in Finland and Sweden, data were collected from 1996--2014 in Finland and 2005--2014 in Sweden on 2,831 pregnancy outcomes from women with MS. 797 pregnancies were in women exposed to interferon beta only. No evidence was found of an increased risk of major birth defects among women with MS exposed to interferon beta products compared to women with MS that were unexposed to any non-steroid therapy for MS (n=1,647) within the study. No increased risks were observed for miscarriages and ectopic pregnancies, though there were limitations in obtaining complete data capture for these outcomes, making the interpretation of the findings more difficult.

Two small cohort studies that examined pregnancies exposed to interferon beta products (without differentiating between subtypes of interferon beta products) suggested that a decrease in mean birth weight may be associated with interferon beta exposure during pregnancy, but this finding was not confirmed in larger observational studies. Two small studies observed an increased prevalence of miscarriage, although the finding was only statistically significant in one study. Most studies enrolled patients later in pregnancy which made it difficult to ascertain the true percentage of miscarriages. In one small cohort study, a significantly increased risk of preterm birth following interferon beta exposure during pregnancy was observed.

Animal Data

In pregnant monkeys given interferon beta at 100 times the recommended weekly human dose (based upon a body surface area [mg/m^2] comparison), no adverse effects on embryofetal development were observed. Abortifacient activity was evident following 3 to 5 doses at this level. No abortifacient effects were observed in monkeys treated at 2 times the recommended weekly human dose (based upon mg/m^2).

8.2 Lactation

Risk Summary

Limited published literature has described the presence of interferon beta-1a products in human milk at low levels. There are no data on the effects of interferon beta-1a on milk production. Therefore, the developmental and health benefits of breastfeeding should be considered along with the mother's clinical need for AVONEX and any potential adverse effects on the breastfed infant from AVONEX or from the underlying maternal condition.

8.4 Pediatric Use

Safety and effectiveness in pediatric patients have not been established.

8.5 Geriatric Use

Clinical studies of AVONEX did not include sufficient numbers of patients aged 65 and over to determine whether they respond differently than younger patients.

11 DESCRIPTION

Interferon beta-1a, an interferon beta, is a 166 amino acid glycoprotein with a molecular weight of approximately 22,500 daltons. It is produced by recombinant DNA technology using genetically engineered Chinese Hamster Ovary cells into which the human interferon beta gene has been introduced. The amino acid sequence of AVONEX is identical to that of natural human interferon beta.

Using the World Health Organization (WHO) International Standard for Interferon, AVONEX has a specific activity of approximately 200 million international units of antiviral activity per mg of interferon beta-1a determined specifically by an *in vitro* cytopathic effect bioassay using lung carcinoma cells (A549) and Encephalomyocarditis virus (ECM). AVONEX 30 micrograms contains approximately 6 million international units of antiviral activity using this method. The activity against other standards is not known. Comparison of the activity of AVONEX with other interferon betas is not appropriate, because of differences in the reference standards and assays used to measure activity.

AVONEX (interferon beta-1a) injection is a sterile liquid for intramuscular injection available in a prefilled glass syringe or a prefilled glass syringe surrounded by an autoinjector. Each single-dose prefilled glass syringe or single-dose prefilled autoinjector delivers 0.5 mL of solution containing 30 micrograms of interferon beta-1a, arginine hydrochloride, USP (15.8 mg), glacial acetic acid, USP (0.25 mg), polysorbate 20 (0.025 mg), sodium acetate trihydrate, USP (0.79 mg), and Water for Injection, USP at a pH of approximately 4.8.

12 CLINICAL PHARMACOLOGY

12.1 Mechanism of Action

The mechanism of action by which AVONEX exerts its effects in patients with multiple sclerosis is unknown.

12.2 Pharmacodynamics

Interferons (IFNs) are a family of naturally occurring proteins, produced by eukaryotic cells in response to viral infection and other biologic agents. Three major types of interferons have been defined: type I (IFN-alpha, beta, epsilon, kappa and omega), type II (IFN-gamma) and type III (IFN-lambda). Interferon-beta is a member of the type I subset of interferons. The type I interferons have considerably overlapping but also distinct biologic activities. The bioactivities of all IFNs, including IFN-beta, are induced via their binding to specific receptors on the membranes of human cells. Differences in the bioactivities induced by the three major subtypes of IFNs likely reflect differences in the

signal transduction pathways induced by signaling through their cognate receptors.

Interferon beta exerts its biological effects by binding to specific receptors on the surface of human cells. This binding initiates a complex cascade of intracellular events that leads to the expression of numerous interferon-induced gene products and markers. These include 2', 5'-oligoadenylate synthetase, β_2 -microglobulin, and neopterin. These products have been measured in the serum and cellular fractions of blood collected from patients treated with AVONEX.

Clinical studies conducted in multiple sclerosis patients showed that interleukin 10 (IL-10) levels in cerebrospinal fluid were increased in patients treated with AVONEX compared to placebo. Serum IL-10 levels maximally were increased by 48 hours after intramuscular injection of AVONEX and remained elevated for 1 week. However, no relationship has been established between absolute levels of IL-10 and clinical outcome in multiple sclerosis.

12.3 Pharmacokinetics

Pharmacokinetics of AVONEX in multiple sclerosis patients have not been evaluated. The pharmacokinetic and pharmacodynamic profiles of AVONEX in healthy subjects following doses of 30 micrograms through 75 micrograms have been investigated. Serum levels of AVONEX as measured by antiviral activity are slightly above detectable limits following a 30 microgram intramuscular dose, and increase with higher doses.

After an intramuscular dose, serum levels of AVONEX generally peak at 15 hours post-dose (range: 6-36 hours) and then decline at a rate consistent with a 19 (range: 8-54) hour elimination half-life.

Subcutaneous administration of AVONEX should not be substituted for intramuscular administration as there is no data establishing that subcutaneous and intramuscular administration of AVONEX result in equivalent pharmacokinetic and pharmacodynamic parameters.

Biological response markers (e.g., neopterin and β_2 -microglobulin) are induced by AVONEX following parenteral doses of 15 micrograms through 75 micrograms in healthy subjects and treated patients. Biological response marker levels increase within 12 hours of dosing and remain elevated for at least 4 days. Peak biological response marker levels are typically observed 48 hours after dosing. The relationship of serum AVONEX levels or levels of these induced biological response markers to the mechanisms by which AVONEX exerts its effects in multiple sclerosis is unknown.

13 NONCLINICAL TOXICOLOGY

13.1 Carcinogenesis, Mutagenesis, and Impairment of Fertility

Carcinogenesis: The carcinogenic potential of AVONEX has not been tested in animals.

Mutagenesis: Interferon beta was not mutagenic when tested in an *in vitro* bacterial reverse mutation (Ames) test or in an *in vitro* cytogenetic assay in human lymphocytes.

Impairment of Fertility: In monkeys administered interferon beta by subcutaneous injection (8 to 15 doses of 1.25 mcg/kg or 50 mcg/kg) over the course of one menstrual cycle, menstrual irregularities, anovulation, and decreased serum progesterone levels

were observed at the higher dose. These effects were reversible after discontinuation of drug. The no-effect dose (1.25 mcg/kg) is approximately 2 times the recommended weekly dose in humans (30 mcg) on a mg/m² basis.

14 CLINICAL STUDIES

The clinical effects of AVONEX in patients with relapsing forms of multiple sclerosis (MS) were studied in two randomized, multicenter, double-blind, placebo-controlled studies in patients with MS (Studies 1 and 2). Safety and efficacy of treatment with AVONEX beyond 3 years is not known.

In Study 1, 301 patients received either 30 micrograms of AVONEX (n=158) or placebo (n=143) by intramuscular injection once weekly. Patients received injections for up to 2 years, and continued to be followed until study completion. Two hundred eighty-two patients completed 1 year on study, and 172 patients completed 2 years on study. There were 144 patients treated with AVONEX for more than 1 year, 115 patients for more than 18 months and 82 patients for 2 years.

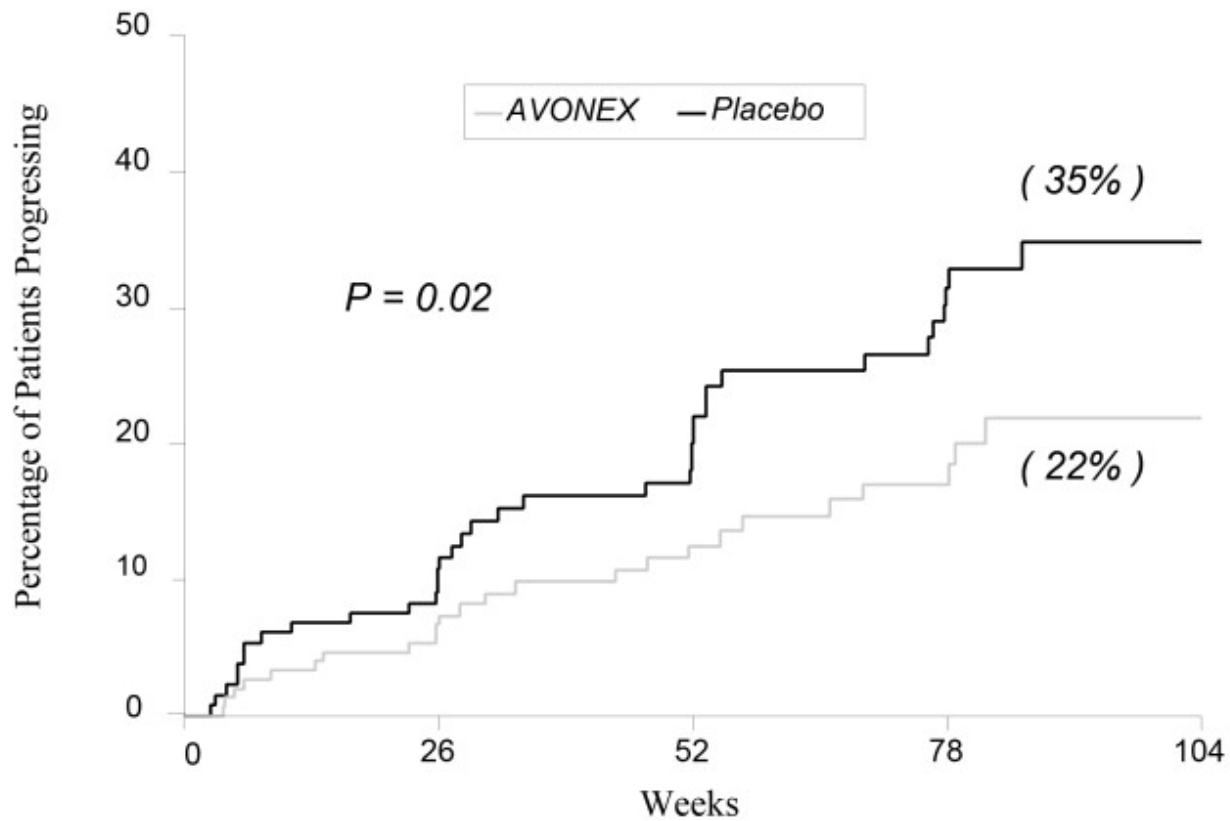
All patients had a definite diagnosis of multiple sclerosis of at least 1 year duration and had at least 2 exacerbations in the 3 years prior to study entry (or 1 per year if the duration of disease was less than 3 years). At entry, study participants were without exacerbation during the prior 2 months and had Kurtzke Expanded Disability Status Scale (EDSS³) scores ranging from 1.0 to 3.5. The EDSS is a scale that quantifies disability in patients with MS and ranges from 0 (normal neurologic exam) to 10 (death due to MS). Patients with chronic progressive multiple sclerosis were excluded from this study.

Disability

The primary outcome assessment was time to progression in disability, measured as an increase in the EDSS score of at least 1 point that was sustained for at least 6 months. An increase in EDSS score reflects accumulation of disability. This endpoint was used to help distinguish permanent increase in disability from a transient increase due to an exacerbation.

As shown in Figure 1, the time to onset of sustained progression in disability was significantly longer in AVONEX-treated patients than in placebo-treated patients in Study 1 ($p = 0.02$). The percentage of patients progressing by the end of 2 years was 35% for placebo-treated patients and 22% for AVONEX-treated patients. This represents a 37% relative reduction in the risk of accumulating disability in the AVONEX-treated group compared to the placebo-treated group.

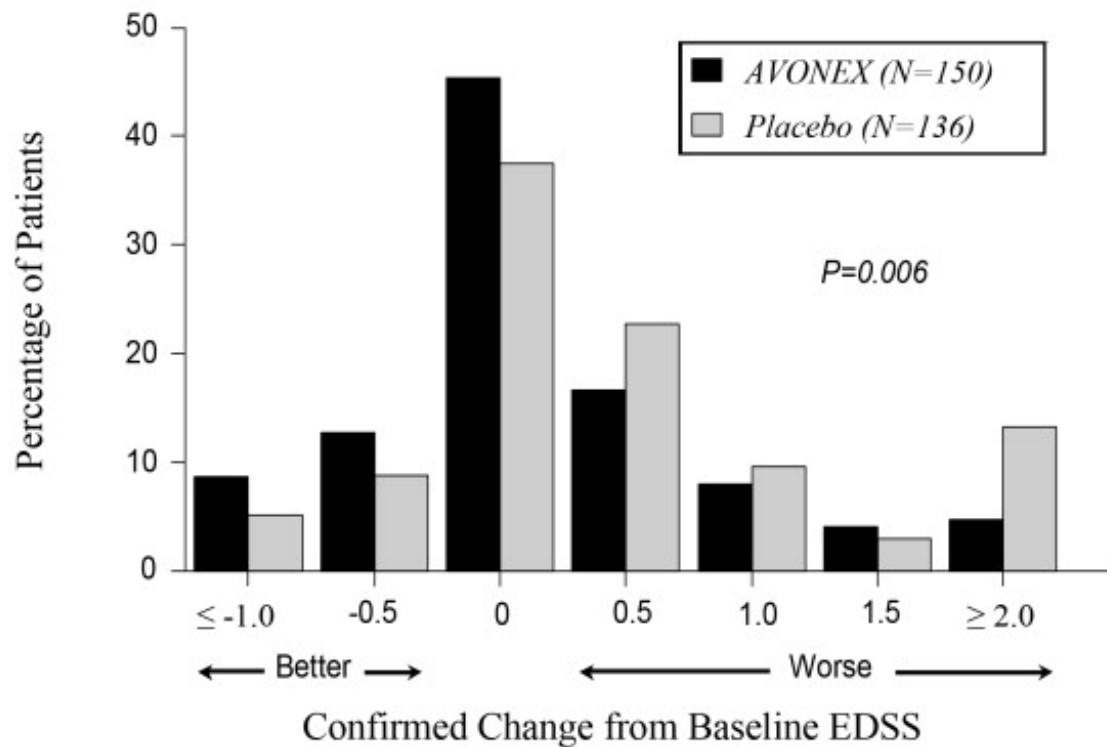
Figure 1: Time to Onset of Sustained Disability Progression in Patients with MS in Study 1¹



¹Kaplan-Meier Methodology; Disability progression was defined as at least a 1 point increase in EDSS score sustained for at least 6 months.

The distribution of confirmed EDSS change from study entry (baseline) to the end of the study is shown in Figure 2. There was a statistically significant difference between the AVONEX and placebo groups in confirmed change for patients with at least 2 scheduled visits ($p = 0.006$).

Figure 2: Confirmed Change in EDSS from Study Entry to End of Study 1



Exacerbations

The rate and frequency of MS exacerbations were secondary outcomes. For all patients included in the study, irrespective of time on study, the annual exacerbation rate was 0.67 per year in the AVONEX-treated group and 0.82 per year in the placebo-treated group ($p = 0.04$).

AVONEX treatment significantly decreased the frequency of exacerbations in the subset of patients who were enrolled in the study for at least 2 years (87 placebo-treated patients and 85 AVONEX-treated patients; $p = 0.03$; see Table 3).

MRI Results

Gadolinium (Gd)-enhanced and T2-weighted magnetic resonance imaging (MRI) scans of the brain were obtained in most patients at baseline and at the end of 1 and 2 years of treatment. Secondary outcomes included Gd-enhanced lesion number and volume, and T2-weighted lesion volume. Gd-enhancing lesions seen on brain MRI scans represent areas of breakdown of the blood brain barrier thought to be secondary to inflammation. AVONEX-treated patients demonstrated significantly lower Gd-enhanced lesion number after 1 and 2 years of treatment than placebo-treated patients ($p \leq 0.05$; see Table 3). The volume of Gd-enhanced lesions showed similar treatment effects in the AVONEX and placebo groups ($p \leq 0.03$). Percentage change in T2-weighted lesion volume from study entry to Year 1 was significantly lower in AVONEX-treated than placebo-treated patients ($p = 0.02$). A significant difference in T2-weighted lesion volume change was not seen between study entry and Year 2 in the AVONEX and placebo groups.

Summary of Effects of Clinical and MRI Endpoints in Study 1

A summary of the effects of AVONEX on the clinical and MRI endpoints of this study is presented in Table 3.

Table 3: Clinical and MRI Endpoints in Patients with MS in Study 1

Endpoint	Placebo	AVONEX	P-Value
<u>PRIMARY ENDPOINT:</u>			
Time to sustained progression in disability (N: 143, 158) ¹	--- See Figure 1 ---		0.02 ²
Percentage of patients progressing in disability at 2 years (Kaplan-Meier estimate) ¹	35%	22%	
<u>SECONDARY ENDPOINTS:</u>			
<u>DISABILITY</u>			
Mean confirmed change in EDSS from study entry to end of study (N: 136, 150) ¹	0.50	0.20	0.006 ³
<u>EXACERBATIONS</u>			
Number of exacerbations in subset completing 2 years (N: 87, 85)			
0	26%	38%	0.03 ³
1	30%	31%	
2	11%	18%	
3	14%	7%	
≥ 4	18%	7%	
Percentage of patients exacerbation-free in subset completing 2 years (N: 87, 85)	26%	38%	0.10 ⁴
Annual exacerbation rate (N: 143, 158) ¹	0.82	0.67	0.04 ⁵

Table 3 (continued): Clinical and MRI Endpoints in Study 1

Endpoint	Placebo	AVONEX	P-Value
----------	---------	--------	---------

MRI

Number of Gd-enhanced lesions:

At study entry (N: 132, 141)

Mean (Median)	2.3 (1.0)	3.2 (1.0)
Range	0-23	0-56

Year 1 (N: 123, 134)

Mean (Median)	1.6 (0)	1.0 (0)	0.02 ³
Range	0-22	0-28	

Year 2 (N: 82, 83)

Mean (Median)	1.6 (0)	0.8 (0)	0.05 ³
Range	0-34	0-13	

T2 lesion volume:

Percentage change from study entry to Year 1 (N: 116, 123)

Median	-3.3%	-13.1%	0.02 ³
--------	-------	--------	-------------------

Percentage change from study entry to Year 2 (N: 83, 81)

Median	-6.5%	-13.2%	0.36 ³
--------	-------	--------	-------------------

Note: (N: ,) denotes the number of evaluable placebo and AVONEX patients, respectively.

¹Patient data included in this analysis represent variable periods of time on study.

²Analyzed by Mantel-Cox (logrank) test.

³Analyzed by Mann-Whitney rank-sum test.

⁴Analyzed by Cochran-Mantel-Haenszel test.

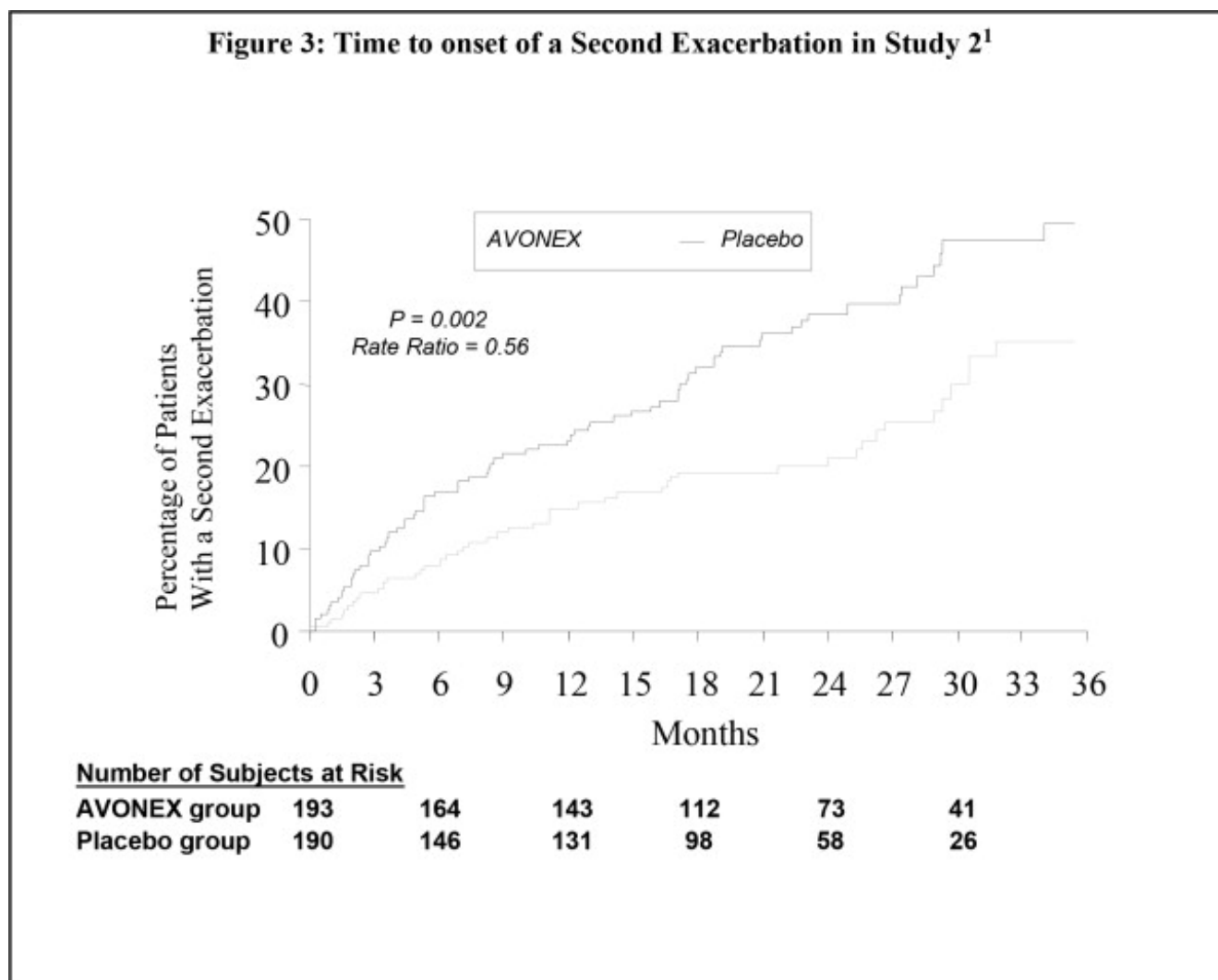
⁵Analyzed by likelihood ratio test.

In Study 2, 383 patients who had recently experienced an isolated demyelinating event involving the optic nerve, spinal cord, or brainstem/cerebellum, and who had lesions typical of multiple sclerosis on brain MRI, received either 30 micrograms of AVONEX (n = 193) or placebo (n = 190) by intramuscular injection once weekly. Patients were enrolled into the study over a two-year period and followed for up to three years or until they developed a second clinical exacerbation in an anatomically distinct region of the central nervous system.

Exacerbations

In Study 2, the primary outcome measure was time to development of a second exacerbation in an anatomically distinct region of the central nervous system. Time to development of a second exacerbation was significantly delayed in AVONEX-treated compared to placebo-treated patients (p = 0.002). The Kaplan-Meier estimates of the percentage of patients developing an exacerbation within 24 months were 39% in the placebo group and 21% in the AVONEX group (see Figure 3). The relative rate of

developing a second exacerbation in the AVONEX group was 0.56 of the rate in the placebo group (95% confidence interval 0.38 to 0.81).



¹ Kaplan-Meier Methodology

MRI Findings

Secondary outcomes were brain MRI measures, including the cumulative increase in the number of new or enlarging T2 lesions, T2 lesion volume at baseline compared to results at 18 months, and the number of Gd-enhancing lesions at 6 months. See Table 4 for the MRI results.

Table 4: Brain MRI Results in Study 2

	AVONEX	Placebo
CHANGE FROM BASELINE IN T2 VOLUME OF LESIONS AT 18 MONTHS:	N = 119	N = 109
Actual Change (mm ³) ^{1*}		
Median (25 th %, 75 th %)	28 (-576, 397)	313 (5, 1140)
Percentage Change ^{1*}		
Median (25 th %, 75 th %)	1 (-24, 29)	16 (0, 53)

<u>NUMBER OF NEW OR ENLARGING T2 LESIONS AT 18 MONTHS^{1*}:</u>	N = 132	N = 119
	N (%)	N (%)
0	62 (47)	22 (18)
1-3	41 (31)	47 (40)
≥4	29 (22)	50 (42)
Mean (SD)	2.13 (3.2)	4.97 (7.7)
<u>NUMBER OF GD-ENHANCING LESIONS AT 6 MONTHS^{2*}:</u>	N = 165	N = 152
	N (%)	N (%)
0	115 (70)	93 (61)
1	27 (16)	16 (11)
>1	23 (14)	43 (28)
Mean (SD)	0.87 (2.3)	1.49 (3.1)

¹ P value <0.001

² P value <0.03

* P value from a Mann-Whitney rank-sum test

16 HOW SUPPLIED/STORAGE AND HANDLING

16.1 How Supplied

AVONEX (interferon beta-1a) injection is a clear, colorless solution in a single-dose prefilled glass syringe or a single-dose prefilled autoinjector for intramuscular injection available in the following packaging configurations:

NDC number	Contents
NDC 59627-002-06	one single-dose prefilled AVONEX syringe one 23-gauge, 1¼-inch needle
NDC 59627-222-05	four single-dose prefilled AVONEX syringes four 23-gauge, 1¼-inch needles four alcohol wipes four gauze pads four adhesive bandages
NDC 59627-003-01	one single-dose prefilled autoinjector (AVONEX Pen) one 25-gauge, 5/8-inch needle one AVONEX Pen cover
NDC 59627-333-04	four single-dose prefilled autoinjector (AVONEX Pens) four 25-gauge, 5/8-inch needles four AVONEX Pen covers four alcohol wipes four gauze pads four adhesive bandages

16.2 Storage and Handling

Refrigerate AVONEX prefilled syringes and autoinjectors at 2°C to 8°C (36°F to 46°F) in

the original carton to protect from light. DO NOT FREEZE. Once removed from the refrigerator, allow prefilled syringes and autoinjectors to warm to room temperature (about 30 minutes). Do not use external heat sources such as hot water to warm AVONEX.

Should refrigeration be unavailable, a prefilled syringe or autoinjector may be stored at room temperature up to 25°C (77°F) for a period up to 7 days. DO NOT EXPOSE TO HIGH TEMPERATURES. Once the product is removed from the refrigerator, it must not be stored above 25°C (77°F). If the product has been exposed to conditions other than those recommended, **DISCARD THE PRODUCT and DO NOT USE.**

Do not use beyond the expiration date.

AVONEX Prefilled Syringe and AVONEX PEN contain natural rubber latex which may cause allergic reactions.

17 PATIENT COUNSELING INFORMATION

See FDA-approved patient labeling (Medication Guide and Patient's Instructions for Use).

Instruct patients to carefully read the supplied AVONEX Medication Guide and caution patients not to change the AVONEX dose or schedule of administration without medical consultation.

Inform patients that the tip cap of the AVONEX Prefilled Syringe and AVONEX PEN contains natural rubber latex which may cause allergic reactions.

Instruction on Self-injection Technique and Procedures

Provide appropriate instruction for methods of self-injection of AVONEX, including careful review of the AVONEX Medication Guide. Instruct patients in the use of aseptic technique when administering AVONEX.

Inform patients that an appropriately qualified healthcare professional should show them or their caregiver how to prepare and inject AVONEX before administering the first dose. An appropriately qualified healthcare professional should watch the first AVONEX injection given. Tell patients not to re-use needles or syringes and instruct patients on safe disposal procedures. Inform patients to dispose of used needles and syringes in a puncture-resistant container and instruct the patient regarding safe disposal of full containers.

Advise patients:

- of the importance of rotating areas of injection with each dose to minimize the likelihood of injection site reactions. *[see Warnings and Precautions (5.4) and Choose an Injection Site section of the Medication Guide]*.
- NOT to inject area of the body where the skin is irritated, reddened, bruised, infected or scarred in any way
- to check the injection site after 2 hours for redness, swelling, or tenderness
- contact their healthcare provider if they have a skin reaction and it does not clear up in a few days

Pregnancy

Advise patients to notify their healthcare provider if they become pregnant during

treatment or plan to become pregnant [*see Use in Specific Populations (8.1)*].

Depression

Advise patients of the symptoms of depression, suicidal ideation, or psychotic disorders as they have been reported with the use of AVONEX and instruct patients to report them immediately to their physician [*see Warnings and Precautions (5.1)*].

Liver Disease

Advise patients that severe hepatic injury, including hepatic failure, has been reported during the use of AVONEX. Advise patients of symptoms of hepatic dysfunction, and instruct patients to report them immediately to their physician [*see Warnings and Precautions (5.2)*].

Allergic Reactions and Anaphylaxis

Advise patients of the symptoms of allergic reactions and anaphylaxis, and instruct patients to seek immediate medical attention if these symptoms occur [*see Warnings and Precautions (5.3)*].

Injection Site Reactions Including Necrosis

Advise patients that injection site reactions can occur and that the reactions can include injection site necrosis. Instruct patients to report promptly any break in the skin that is associated with blue-black discoloration, swelling, or drainage of fluid from the injection site [*see Warnings and Precautions (5.4)*].

Congestive Heart Failure

Advise patients that worsening of pre-existing congestive heart failure has been reported in patients using AVONEX. Advise patients of symptoms of worsening cardiac condition, and instruct patients to report them immediately to their physician [*see Warnings and Precautions (5.5)*].

Pulmonary Arterial Hypertension

Inform patients that PAH has occurred in patients treated with interferon beta products, including AVONEX. Instruct patients to promptly report any new symptoms such as new or increasing fatigue or shortness of breath to their healthcare provider [*see Warnings and Precautions (5.8)*].

Seizures

Advise patients that seizures have been reported in patients using AVONEX. Instruct patients to report seizures immediately to their physician [*see Warnings and Precautions (5.9)*].

Flu-like Symptoms

Inform patients that flu-like symptoms are common following initiation of therapy with AVONEX [*see Dosage and Administration (2.3) and Adverse Reactions (6)*]. Advise patients that starting with a lower dose than 30 micrograms and increasing the dose over 3 weeks reduces the incidence and severity of flu-like symptoms.

41613-07

Manufactured by:

Biogen Inc.

Cambridge, MA 02142 USA

U.S. License #1697

1-800-456-2255

AVONEX is a registered trademark of Biogen.

© Biogen 1996-2023. All rights reserved.

MEDICATION GUIDE AVONEX® (a-vuh-necks)

(interferon beta-1a) Injection for intramuscular use

Read this Medication Guide before you start using AVONEX, and each time you get a refill. There may be new information. This information does not take the place of talking with your healthcare provider about your medical condition or your treatment.

What is the most important information I should know about AVONEX?

AVONEX can cause serious side effects. Tell your healthcare provider right away if you have any of the symptoms listed below while taking AVONEX.

1. Depression, suicidal thoughts, hallucinations or other behavioral health problems. Some people taking AVONEX may develop mood or behavior problems including:

- irritability (getting upset easily)
- depression (feeling hopeless or feeling bad about yourself)
- nervousness
- anxiety
- aggressive behavior
- thoughts of hurting yourself or suicide
- hearing or seeing things that others do not hear or see (hallucinations)

If you have any of these mood or behavior problems, your healthcare provider may tell you to stop taking AVONEX.

2. Liver problems, or worsening of liver problems including liver failure and death. Tell your healthcare provider right away if you have any of these symptoms:

- | | | | |
|--------------------|--------------------------------------|--|--------------|
| • nausea | • tiredness | • yellowing of your skin or the white part of your eye | • confusion |
| • loss of appetite | • dark colored urine and pale stools | • bleeding more easily than normal | • sleepiness |

During your treatment with AVONEX you will need to see your healthcare provider regularly and have regular blood tests to check for side effects. Tell your healthcare provider about all the medicines you take and if you drink alcohol before you start taking AVONEX.

3. Serious allergic and skin reactions. Serious allergic and skin reactions can happen when you take AVONEX. **Symptoms of serious allergic and skin reactions may include:**

- itching

- swelling of the face, eyes, lips, tongue or throat
- trouble breathing
- anxiousness
- feeling faint
- skin rash, hives, sores in your mouth, or your skin blisters and peels

Get emergency help right away if you have any of these symptoms. Talk to your healthcare provider before taking another dose of AVONEX.

What is AVONEX?

AVONEX is a prescription medicine used to treat relapsing forms of multiple sclerosis (MS), to include clinically isolated syndrome, relapsing-remitting disease, and active secondary progressive disease in adults.

It is not known if AVONEX is safe and effective in children.

Do not take AVONEX if you:

- are allergic to interferon beta or any of the ingredients in AVONEX. See the end of this Medication Guide for a complete list of ingredients in AVONEX.

Before taking AVONEX, tell your healthcare provider about all of your medical conditions, including if you:

- are being treated for a mental illness or had treatment in the past for any mental illness, including depression and suicidal behavior.
- have or had bleeding problems or blood clots.
- have or had low blood cell counts.
- have or had liver problems.
- have or had seizures. (epilepsy).
- have or had heart problems.
- have or had thyroid problems.
- have or had any kind of autoimmune disease (where the body's immune system attacks the body's own cells).
- drink alcohol.
- have or have had an allergic reaction to rubber or latex. The tip cap of the AVONEX prefilled syringe and prefilled autoinjector Pen contain natural rubber latex.
- are pregnant or plan to become pregnant. It is not known if AVONEX can harm your unborn baby.
- are breastfeeding or plan to breastfeed. AVONEX may pass into your breastmilk. Talk with your healthcare provider about the best way to feed your baby if you take AVONEX.

Tell your healthcare provider about all the medicines you take, including prescription and over-the-counter medicines, vitamins, and herbal supplements.

How should I use AVONEX?

- See the **Instructions for Use** for detailed instructions for preparing and injecting your dose of AVONEX.
- A healthcare provider should show you how to prepare your dose of AVONEX and how to inject your AVONEX before you use it for the first time.
- A healthcare provider or nurse should watch the first AVONEX injection you give yourself.
- AVONEX is given 1 time each week by injection into the muscle (intramuscular injection).

- Inject AVONEX exactly as your healthcare provider tells you.
- Your healthcare provider will tell you how much AVONEX to inject and how often to inject AVONEX. **Do not** inject more than your healthcare provider tells you to.
- **Do not** change your dose unless your healthcare provider tells you to.
- Change (rotate) your injection site you choose with each injection. This will help decrease the chance that you will have an injection site reaction.
- **Do not** inject into an area of the body where the skin is irritated, reddened, bruised, infected or scarred in any way.
- AVONEX comes as a:
 - Single-dose prefilled syringe (can be used with the AVOSTARTGRIP™ titration kit)
 - Single-dose prefilled autoinjector Pen (AVONEX PEN®)
- After 2 hours check your injection site for redness, swelling or tenderness. If you have a skin reaction and it does not clear up in a few days, contact your healthcare provider.

Your healthcare provider will decide which one is best for you.

Always use a new, unopened AVONEX single-dose prefilled syringe or single-dose prefilled autoinjector pen for each intramuscular injection.

What are the possible side effects of AVONEX?

AVONEX can cause serious side effects including:

- **See “What is the most important information I should know about AVONEX?”**
- **Injection site reactions.** AVONEX may cause redness, pain, itching, or swelling at the place where your injection was given. Call your healthcare provider right away if an injection site becomes swollen and painful or the area looks infected. You may have a skin infection or an area of severe skin damage (necrosis) requiring treatment by a healthcare provider.
- **Heart problems, including heart failure.** Some people who did not have a history of heart problems developed heart muscle problems or congestive heart failure after taking AVONEX. If you already have heart failure, AVONEX may cause your heart failure to get worse. Call your healthcare provider right away if you have worsening symptoms of heart failure such as shortness of breath or swelling of your lower legs or feet while using AVONEX.
 - Some people using AVONEX may have other heart problems including:
 - low blood pressure
 - fast or abnormal heart beat
 - chest pain
 - heart attack or a heart muscle problem (cardiomyopathy)
- **Blood problems.** AVONEX can affect your bone marrow and cause low red and white blood cell, and platelet counts. In some people, these blood cell counts may fall to dangerously low levels. If your blood cell counts become very low, you can get infections and problems with bleeding and bruising.
- **Thrombotic microangiopathy (TMA).** TMA is a condition that involves injury to the smallest blood vessels in your body. TMA can also cause injury to your red blood cells (the cells that carry oxygen to your organs and tissues) and your platelets (cells that help your blood clot) and can sometimes lead to death. Your healthcare provider may tell you to stop taking AVONEX if you develop TMA.
- **Pulmonary arterial hypertension.** Pulmonary arterial hypertension can occur with interferon beta products, including AVONEX. Symptoms may include new or

increasing fatigue or shortness of breath. Contact your healthcare provider right away if you develop these symptoms.

- **Seizures.** Some people have had seizures while taking AVONEX, including people who have never had seizures before. Tell your healthcare provider right away if you have a seizure.
- **Autoimmune diseases.** Problems with easy bleeding or bruising (idiopathic thrombocytopenia), thyroid gland problems (hyperthyroidism and hypothyroidism), and autoimmune hepatitis have happened in some people who use AVONEX.

The most common side effects of AVONEX include:

- **Flu-like symptoms.** Most people who take AVONEX have flu-like symptoms especially early during the course of therapy. Usually, these symptoms last for a day after the injection. Symptoms may include:
 - muscle aches
 - fever
 - tiredness
 - chills

You may be able to manage these flu-like symptoms by taking over-the-counter pain and fever reducers. Talk with your healthcare provider about ways to help if you develop flu-like symptoms while taking AVONEX.

These are not all of the possible side effects of AVONEX.

Call your doctor for medical advice about side effects. You may report side effects to FDA at 1-800-FDA-1088.

How should I store AVONEX?

- Store AVONEX in the refrigerator between 36°F to 46°F (2°C to 8°C).
- **Do not** freeze AVONEX. **Do not** use AVONEX that has been frozen.
- If you cannot refrigerate your AVONEX PEN and AVONEX prefilled syringes, you can store your AVONEX PEN and AVONEX prefilled syringes at room temperature up to 77°F (25°C) for up to 7 days.
- **Do not** store AVONEX above 77°F (25°C). **Do not use** AVONEX that is stored at temperatures higher than 77°F (25°C). Throw it away in a FDA-cleared sharps disposal container.
- Keep AVONEX in the original carton to protect it from light.
- **Do not** use AVONEX past the expiration date.

Keep AVONEX prefilled syringes, pens, and all other medicines out of the reach of children.

General information about the safe and effective use of AVONEX.

Medicines are sometimes prescribed for purposes other than those listed in a Medication Guide. Do not use AVONEX for a condition for which it was not prescribed. Do not give AVONEX to other people, even if they have the same symptoms that you have. It may harm them. You can ask your pharmacist or healthcare provider for information about AVONEX that is written for health professionals.

What are the ingredients in AVONEX?

Active ingredient: interferon beta-1a

Inactive ingredients:

- **Single-Dose Prefilled Syringe:** arginine hydrochloride, glacial acetic acid, polysorbate 20, sodium acetate trihydrate in water for injection.
- **Single-Dose Prefilled Autoinjector Pen:** arginine hydrochloride, glacial acetic acid, polysorbate 20, sodium acetate trihydrate in water for injection.

Manufactured by:

Biogen Inc. Cambridge, MA 02142 USA

U.S. License #1697

AVONEX is a registered trademark of Biogen. © Biogen 1996-2023. All rights reserved.

For more information, call 1-1-800-456-2255.

This Medication Guide has been approved by the U.S. Food and Drug Administration.

Revised: 7/2023

INSTRUCTIONS FOR USE**AVONEX PEN® (a-vuh-necks)****(interferon beta-1a)****injection for intramuscular use****single-dose prefilled autoinjector pen**

Read the Instructions for Use before you start using AVONEX and each time you get a refill. There may be new information. This information does not take the place of talking to your healthcare provider about your medical condition or your treatment.

Your healthcare provider should show you or your caregiver how to prepare the dose of AVONEX and how to inject your AVONEX PEN the right way before AVONEX PEN is used for the first time. Your healthcare provider or nurse should watch you inject the dose of AVONEX the first time AVONEX PEN is used.

Important information: The tip of the cap of the AVONEX PEN is made of natural rubber latex. Tell your healthcare provider if you are allergic to rubber or latex.

How should I store AVONEX?

- Store AVONEX in the refrigerator between 36°F to 46°F (2°C to 8°C).
- **Do not** freeze AVONEX. **Do not** use AVONEX that has been frozen.
- If you cannot refrigerate your AVONEX PEN, you can store your AVONEX PEN at room temperature up to 77°F (25°C) for up to 7 days.
- **Do not** store AVONEX above 77°F (25°C). **Do not use** AVONEX that is stored at temperatures higher than 77°F (25°C).
- Throw AVONEX away in an FDA-cleared sharps disposal container if it has not been stored as stated above. (See **After the AVONEX injection** section at the end of this Instructions for Use.)
- Keep AVONEX in the original carton to protect it from light.

Preparing the AVONEX PEN:

- Find a well lit, clean, flat work surface like a table and collect all the supplies you will need to give yourself or receive an injection.
- Take 1 AVONEX PEN Administration Dose Pack out of the refrigerator about 30

minutes before you plan on injecting the AVONEX dose to allow it to reach room temperature. **Do not** use external heat sources such as hot water to warm the AVONEX PEN.

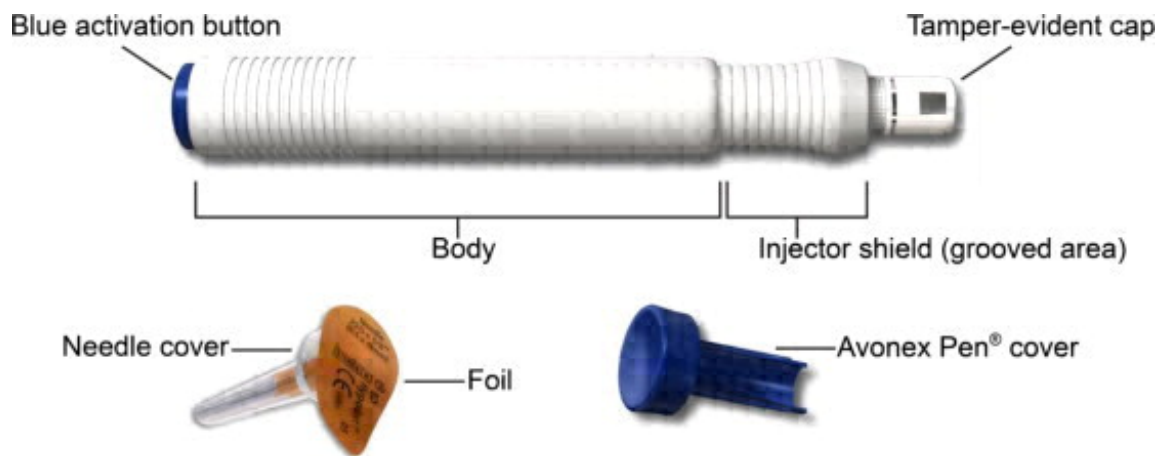
- Check the expiration date printed on the AVONEX PEN, AVONEX PEN Administration Dose Pack carton, and the outer carton. **Do not** use the AVONEX PEN past the expiration date.
- Wash your hands with soap and water.

Supplies you will need to give the AVONEX PEN injection:

- 1 AVONEX Administration Dose Pack that contains:
 - 1 AVONEX PEN
 - a 25 gauge, 5/8 inch long sterile needle
 - 1 AVONEX PEN cover
- 1 alcohol wipe
- 1 gauze pad
- 1 adhesive bandage
- a puncture resistant container for disposal of used AVONEX PEN and needle

Identifying parts of the AVONEX PEN (See Figure A).

Single-Dose Administration Dose Pack Contents - AVONEX PEN, Supplied Needle and AVONEX PEN Cover



(Figure A)

Preparing the AVONEX PEN injection:

Step 1: Hold the AVONEX PEN with the white tamper-evident cap (cap) pointing up (See Figure B).

- Check that the cap is intact and has not been removed. If the cap has been removed or is not tightly attached, **do not** use it. Throw it away and get a new AVONEX PEN. (See **After the AVONEX injection** section at the end of this Instructions for Use.)



Before
(Figure B)

Step 2: With your other hand, grasp the cap and bend it at a 90° angle until the cap snaps off (See Figure C).

- After the cap comes off, you will see the glass tip of the syringe. **Do not** touch the glass tip of the syringe (See Figure D).



(Figure C)



After
(glass syringe tip)
(Figure D)

Step 3: Place the AVONEX PEN down on a flat work surface.

Step 4: Pull off the sterile foil from the needle cover (See Figure E).

- Only use the needle that comes with your AVONEX PEN.



(Figure E)

Step 5: Hold the AVONEX PEN with the glass syringe tip pointing up. Press the needle onto the AVONEX PEN glass syringe tip (See Figure F).



Before
(Figure F)

Step 6: Gently turn the needle to the right

(clockwise) until it is firmly attached (See Figure G).

- If the needle is not firmly attached, it may leak, and you may not get your full dose of AVONEX.



(Figure G)

- **Do not** remove the plastic cover from the needle (See Figure H).



After
(attached needle)
(Figure H)

Step 7: Hold the body of the AVONEX PEN in 1 hand with the needle and needle cover pointing away from you and other people.

Do not remove the plastic cover from the needle (See Figure I).



Before
(Figure I)

Step 8: Using your other hand, hold onto the injector shield (grooved area) tightly and quickly pull up on the injector shield until the injector shield covers the needle all the way.

- The plastic needle cover will “pop” off after the injector shield has been fully extended (See Figure J).



After
(extended)
(Figure J)

- When the injector shield is extended the right way, you will see a small blue

rectangular area next to the oval medicine display window (See Figure K).



Safety Lock
(visible)
(Figure K)

Step 9: Check the oval medicine display window and make sure the AVONEX is clear and colorless (See Figure L).

You might see air bubbles in the oval medicine display window. This is normal and will not affect your dose.

- **Do not** use AVONEX PEN if the liquid is colored, cloudy, or contains any lumps or particles. Throw away the AVONEX PEN in an FDA-cleared sharps container and get a new one, then repeat steps 1 to 9. (See **After the AVONEX injection** section at the end of this Instructions for Use .)



Oval Medicine
Display Window
(Figure L)

Giving the AVONEX injection:

- Your healthcare provider should show you or your caregiver how to prepare the dose of AVONEX and how to inject your AVONEX PEN the right way before AVONEX PEN is used for the first time. Your healthcare provider or nurse should watch you inject the dose of AVONEX the first time AVONEX PEN is used.
- Inject your AVONEX PEN exactly as your healthcare provider has shown you.
- AVONEX PEN is injected into the muscle (intramuscularly).
- AVONEX PEN should be injected into the upper, outer thigh (See Figure M).
- Change (rotate) injection sites for each dose. **Do not** use the same injection site for each injection.
- **Do not** inject into an area of the body where the skin is irritated, reddened, bruised, infected or scarred in any way.
- **Do not** push down on the injector shield and the blue activation button at the same time until you are ready to give your injection.

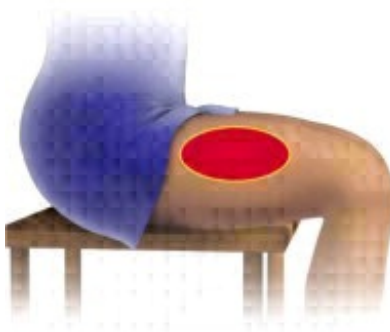


Figure M

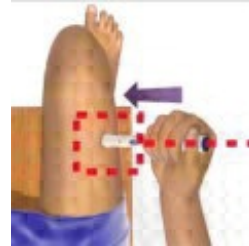
Step 10: Choose an injection site and wipe the skin with an alcohol wipe (See Figure N). Let the injection site dry before injecting the dose.

- **Do not** touch this area again before giving the injection.



(Figure N)

Step 11: Place the AVONEX PEN on the injection site (See Figure O).



(Figure O)

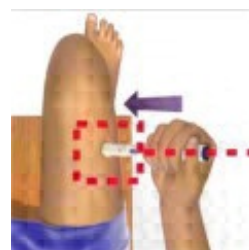
Step 12: Hold the body of the AVONEX PEN at a 90° angle to the injection site, and make sure you can see the window (See Figure P).



(Figure P)

Step 13: Keeping your fingers away from the blue activation button, firmly push the body of the AVONEX PEN down against the thigh to release the safety lock (See Figure Q). **Do not** lift the AVONEX PEN off the injection site.

- Check to make sure the safety lock has been released. You will know the safety lock is released when the small blue rectangular area above the oval medicine



(Figure Q)

display window is gone (See Figure R).

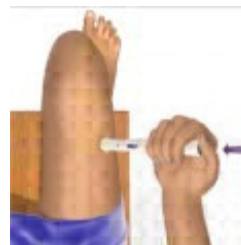


Safety Lock (visible) Safety Lock (released)

(Figure R)

Step 14: Continue to firmly maintain pressure and push down on the AVONEX PEN against the injection site, then push down on the blue activation button with your thumb (See Figure S). Keep the AVONEX PEN pushed down against the injection site and slowly count to 10.

- **You will hear a “click” when the injection starts.** If you **do not** hear a “click”, your injection was not given the right way.
- If this happens, make sure that the injector shield is extended, the safety lock is completely released, and that you are firmly maintaining pressure and pushing down against the injection site. Press the blue activation button with your thumb again. If you still **do not** hear a “click”, call Biogen at 1-800-456-2255.



(Figure S)



Step 15: After you count to 10, pull the AVONEX PEN straight out of the skin (See Figure T). Use the gauze pad to apply pressure to the injection site for a few seconds or rub gently in a circular motion.


- If you see blood after you press the injection site for a few seconds, wipe it off with the gauze pad and apply an adhesive bandage.





(Figure T)

Step 16: Check the circular display window on the AVONEX PEN to make sure that it is yellow. This is to be sure that you have been given your full dose (See Figure U).

- If you did not receive your full dose of AVONEX, throw away the AVONEX PEN in a FDA-cleared sharps disposal container and call your healthcare provider. **Do not** re-use the AVONEX PEN.



Circular Display Window
(Figure U)

<p>Step 17: Do not hold the AVONEX PEN cover with your hands. Place the AVONEX PEN cover on a flat work surface. Line up the exposed needle with the hole of the AVONEX PEN cover, and insert directly into the opening (See Figure V).</p>	 <p>(Figure V)</p>
<p>Step 18: Firmly press the AVONEX PEN down until you hear a “click” to seal the needle (See Figure W). You may need to hold both hands around the AVONEX PEN body to snap the AVONEX PEN cover into place.</p>	 <p>(Figure W)</p>

After the AVONEX injection:

Throw Away your AVONEX:

- Put your used needles and PENS in an FDA-cleared sharps disposal container right away after use. Do not throw away (dispose of) loose needles and syringes in your household trash.
- If you do not have an FDA-cleared sharps disposal container, you may use a household container that is:
 - made of a heavy-duty plastic,
 - can be closed with a tight-fitting, puncture-resistant lid, without sharps being able to come out,
 - upright and stable during use,
 - leak-resistant, and
 - properly labeled to warn of hazardous waste inside the container.
- When your sharps disposal container is almost full, you will need to follow your community guidelines for the right way to dispose of your sharps disposal container. There may be state or local laws about how you should throw away used needles and syringes. For more information about safe sharps disposal, and for specific information about sharps disposal in the state that you live in, go to the FDA's website at: <http://www.fda.gov/safesharpsdisposal>
- Do not dispose of your used sharps disposal container in your household trash unless your community guidelines permit this. Do not recycle your used sharps disposal container.

Check Your Injection Site:

- After 2 hours, check the injection site for redness, swelling or tenderness. If you have a skin reaction and it does not clear up in a few days, contact your healthcare provider.

General information about the safe and effective use of AVONEX PEN

- Always use a new AVONEX PEN and needle for each injection. **Do not** re-use your AVONEX PEN or needle.

- **Do not** share your AVONEX PEN or needles.
- Keep AVONEX PEN and needles and all medicines out of the reach of children.

This Instructions for Use has been approved by the U.S. Food and Drug Administration.

Manufactured by:

Biogen Inc.

Cambridge, MA 02142 USA

U.S. License # 1697

1-800-456-2255

AVONEX is a registered trademark of Biogen.

©Biogen 1996-2020. All rights reserved.

Revised: 03/2020

41610-03

INSTRUCTIONS FOR USE

AVONEX® (a-vuh-necks)

(interferon beta-1a)

injection for intramuscular use

single-dose prefilled syringe

Read the Instructions for Use before you start using AVONEX and each time you get a refill. There may be new information. This information does not take the place of talking to your healthcare provider about your medical condition or your treatment.

Important information: The tip of the cap of the AVONEX prefilled syringe is made of natural rubber latex. Tell your healthcare provider if you are allergic to rubber or latex.

How should I store AVONEX?

- Store AVONEX in the refrigerator between 36°F to 46°F (2°C to 8°C).
- **Do not** freeze AVONEX. **Do not** use AVONEX that has been frozen.
- If you cannot refrigerate your AVONEX prefilled syringes, you can store your AVONEX prefilled syringes at room temperature up to 77°F (25°C) for up to 7 days.
- **Do not** store AVONEX above 77°F (25°C). **Do not use** AVONEX that is stored at temperatures higher than 77°F (25°C).
- Throw AVONEX away in an FDA-cleared sharps disposal container if it has not been stored as stated above. (See **After the AVONEX injection** section at the end of this Instructions for Use.)
- Keep AVONEX in the original carton to protect it from light.

Supplies you will need for the AVONEX injection:

- 1 AVONEX Administration Dose Pack that contains:
 - 1 AVONEX prefilled syringe
 - 23 gauge, 1¼ inch long sterile needle
- 1 alcohol wipe
- 1 gauze pad

- 1 adhesive bandage
- a puncture resistant container for disposal of used syringes and needles

Preparing the dose of AVONEX:

- Find a well-lit, clean, flat work surface like a table and collect all the supplies you will need to give yourself or receive an injection.
- Take 1 AVONEX Administration Dose Pack out of the refrigerator about 30 minutes before you plan on injecting the AVONEX dose to allow it to reach room temperature. **Do not** use external heat sources such as hot water to warm the AVONEX prefilled syringe.
- Check the expiration date printed on AVONEX prefilled syringe, AVONEX Administration Dose Pack, and the outer carton. **Do not** use AVONEX prefilled syringe past the expiration date.
- Wash your hands with soap and water.

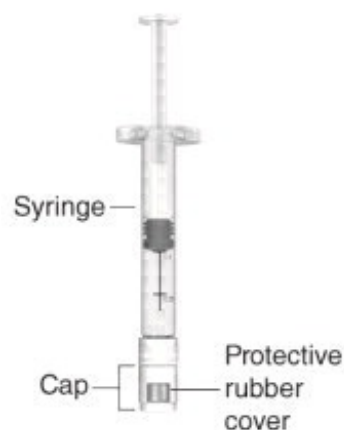
Identifying parts of the AVONEX prefilled syringe (See Figure A):

Preparing the AVONEX injection:

Step 1: Hold the AVONEX prefilled syringe with the cap pointing down and with the 0.5 mL mark at eye level (See Figure A).

- Check the syringe:
 - The syringe should not have any cracks or damage.
 - Check that the cap is intact and has not been removed.
 - The amount of liquid in the syringe should be at or very close to the 0.5 mL mark.
 - AVONEX should look clear, colorless, and should not have any particles in it.
- **Do not** use the AVONEX prefilled syringe if:
 - the syringe is cracked or damaged
 - the solution is cloudy, colored, or has lumps or particles in it
 - the cap has been removed or is not tightly attached or
 - there is not enough liquid in the syringe

If you cannot use that syringe, you will need to get a new syringe. Contact Biogen at 1-800-456-2255.



(Figure A)

Step 2: With 1 hand, hold the AVONEX

prefilled syringe right under the cap and with the cap pointing up (See Figure B).

- Make sure you are holding the AVONEX prefilled syringe by the ridged part, directly under the cap.



(Figure B)

Step 3: With the other hand, grasp the cap and bend it at a 90° angle until the cap snaps off (See Figure C and Figure D).

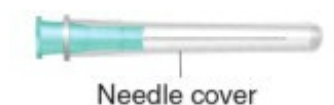


(Figure C)



(Figure D)

Step 4: Open the sterile needle package and take out the covered needle. Hold the AVONEX prefilled syringe with the glass syringe tip pointing up. Press the needle on the AVONEX prefilled syringe glass tip (See Figure E).



(Figure E)

Step 5: Gently turn the needle to the right (clockwise) until it is tight and firmly attached (See Figure F).

- If the needle is not firmly attached, it may leak and you may not get your full dose of AVONEX.
- **Do not** remove the plastic cover from the needle.



(Figure F)

Giving the AVONEX injection:

- Your healthcare provider should show you or a caregiver how to prepare and inject the dose of AVONEX before AVONEX prefilled syringe is used for the first time. Your

healthcare provider or nurse should watch you inject the dose of AVONEX the first time AVONEX prefilled syringe is used.

- Inject your AVONEX exactly as your healthcare provider has shown you.
- AVONEX is injected into the muscle (intramuscularly).
- AVONEX should be injected into the thigh or upper arm (See Figures G and H).
- Change (rotate) your injection sites for each dose. **Do not** use the same injection site for each injection.
- **Do not** inject into an area of the body where the skin is irritated, reddened, bruised, infected or scarred in any way.

Step 6: Choose an injection site and wipe the skin with an alcohol wipe (See Figures G and H). Let the injection site dry before injecting the dose.

- **Do not** touch this area again before giving the injection.

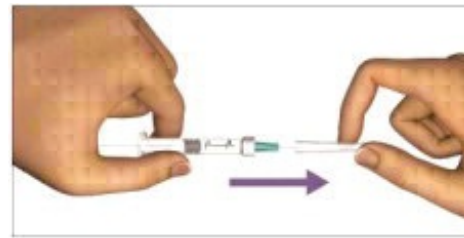


(Figure G)



(Figure H)

Step 7: Pull the protective cover straight off the needle (See Figure I). **Do not** twist the cover off.



(Figure I)

Step 8: With 1 hand, stretch the skin out around the injection site. With the other hand, hold the syringe like a pencil. Use a quick dart-like motion and insert the needle at a 90 degree angle, through the skin and into the muscle (See Figure J). After the needle is in, let go of the skin.



(Figure J)

Step 9: Slowly push the plunger down until the syringe is empty (See Figure K).

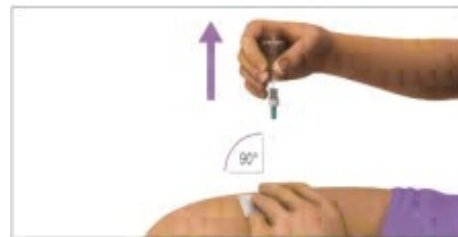


(Figure K)

Step 10: Pull the needle out of the skin (See Figure L). Press down on the injection

site with the gauze pad for a few seconds or rub gently in a circular motion.

- If you see blood after you press the injection site for a few seconds, wipe it off with the gauze pad and apply an adhesive bandage.



(Figure L)

After the AVONEX injection:

- **Do not** recap the needle. Recapping the needle can lead to a needle stick injury.
- Put your used needles and syringes in an FDA-cleared sharps disposal container right away after use. Do not throw away (dispose of) loose needles and syringes in your household trash.
- If you do not have an FDA-cleared sharps disposal container, you may use a household container that is:
 - made of a heavy-duty plastic,
 - can be closed with a tight-fitting, puncture-resistant lid, without sharps being able to come out,
 - upright and stable during use,
 - leak-resistant, and
 - properly labeled to warn of hazardous waste inside the container.
- When your sharps disposal container is almost full, you will need to follow your community guidelines for the right way to dispose of your sharps disposal container. There may be state or local laws about how you should throw away used needles and syringes. For more information about safe sharps disposal, and for specific information about sharps disposal in the state that you live in, go to the FDA's website at: <http://www.fda.gov/safesharpsdisposal>
- Do not dispose of your used sharps disposal container in your household trash unless your community guidelines permit this. Do not recycle your used sharps disposal container.

Check Your Injection Site:

- After 2 hours, check the injection site for redness, swelling or tenderness. If you have a skin reaction and it does not clear up in a few days, contact your healthcare provider.

General information about the safe and effective use of AVONEX

- Always use a new AVONEX prefilled syringe and needle for each injection. **Do not** re-use your AVONEX prefilled syringe or needles.
- **Do not** share your AVONEX prefilled syringe or needles.
- Keep the AVONEX prefilled syringe and needles and all medicines out of the reach of children.

This Instructions for Use has been approved by the U.S. Food and Drug Administration.

Manufactured by:

Biogen Inc.

Cambridge, MA 02142 USA

U.S. License # 1697

1-800-456-2255

AVONEX is a registered trademark of Biogen.

©Biogen 1996-2020. All rights reserved.

Revised: 03/2020

41611-03

Instructions for Use

AVOSTARTGRIP® Titration Kit

Use with AVONEX® (interferon beta-1a) Prefilled Syringe Only

Read the Instructions for Use before you start using AVONEX and each time you get a refill. There may be new information. This information does not take the place of talking to your healthcare provider about your medical condition or your treatment.

Preparing the AVONEX Prefilled Syringe:

- Find a well lit, clean, flat work surface like a table and collect all the supplies you will need to give yourself or receive an injection.
- Take 1 AVONEX Administration Dose Pack out of the refrigerator about 30 minutes before you plan on injecting the AVONEX dose to allow it to reach room temperature. **Do not** use external heat sources such as hot water to warm the AVONEX prefilled syringe.
- Check the expiration date printed on the AVONEX prefilled syringe, AVONEX prefilled syringe Administration Dose Package carton, and the outer carton. **Do not** use the AVONEX prefilled syringe past the expiration date.
- Wash your hands with soap and water.

Supplies you will need for the AVONEX injection:

- 1 AVONEX Administration Dose Pack that contains:
 - 1 AVONEX prefilled syringe
 - 23 gauge, 1¼ inch long sterile needle
- 1 alcohol wipe
- 1 gauze pad
- 1 adhesive bandage
- a puncture resistant container for disposal of used syringes and needles

Identifying parts of the AVONEX prefilled syringe (See Figure A):

Preparing the AVONEX injection:

Step 1: Hold the AVONEX prefilled syringe with the cap pointing down and with the 0.5	
--	--

mL mark at eye level (See Figure A).

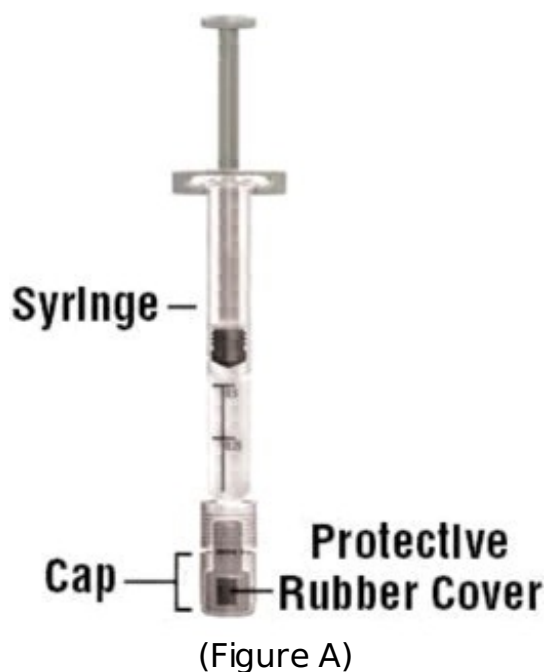
- Check the syringe:
 - The syringe should not have any cracks or damage.
 - Check that the cap is intact and has not been removed.
 - The amount of liquid in the syringe should be at or very close to the 0.5 mL mark.
 - AVONEX should look clear, colorless, and should not have any particles in it.
- **Do not** use the AVONEX prefilled syringe if:
 - the syringe is cracked or damaged
 - the solution is cloudy, colored, or has lumps or particles in it
 - the cap has been removed or is not tightly attached or
 - there is not enough liquid in the syringe

Do not use that syringe. Get a new syringe. Contact MS ACTIVESOURCE at 1-800-456-2255.

Step 2: With 1 hand, hold the AVONEX prefilled syringe right under the cap and with the cap pointing up (See Figure B).

- Make sure you are holding the AVONEX prefilled syringe by the ridged part, directly under the cap.

Step 3: With the other hand, grasp the cap and bend it at a 90° angle until the cap snaps off (See Figure C and Figure D).



(Figure A)



(Figure B)



(Figure C)



(Figure D)

Step 4: Open the sterile needle package and take out the covered needle. Hold the AVONEX prefilled syringe with the glass syringe tip pointing up. Press the needle on the AVONEX prefilled syringe glass tip (See Figure E).



(Figure E)

Step 5: Gently turn the needle forward (clockwise) until it is tight and firmly attached (See Figure F).

- If the needle is not firmly attached, it may leak and you may not get your full dose of AVONEX.
- **Do not** remove the plastic cover from the needle.

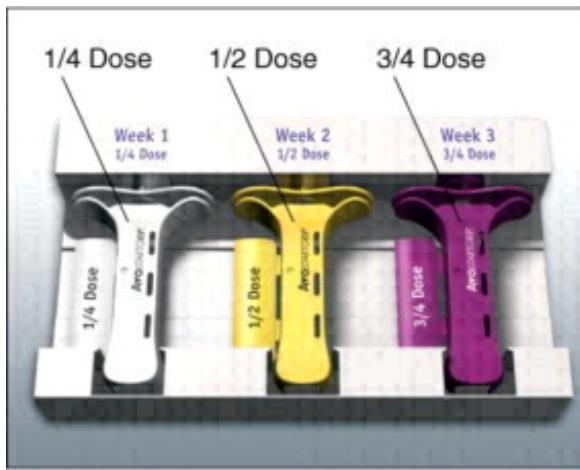


(Figure F)

Using the AVONEX prefilled syringe with the AVOSTARTGRIP titration kit:

- Your AVONEX dose may be titrated over 3 weeks by using AVONEX prefilled syringe with the AVOSTARTGRIP titration kit. The AVOSTARTGRIP is used for giving the week 1, 2, and 3 ($\frac{1}{4}$, $\frac{1}{2}$, $\frac{3}{4}$) injections.
 - **Week 1: $\frac{1}{4}$ dose (white device)**
 - **Week 2: $\frac{1}{2}$ dose (yellow device)**
 - **Week 3: $\frac{3}{4}$ dose (purple device)**
 - **Week 4: a full dose**
- The 3 AVOSTARTGRIP devices are for single-use only with the AVONEX prefilled syringe. **Do not** re-use the AVONEX prefilled syringe and AVOSTARTGRIP devices.
- You must prepare the AVONEX prefilled syringe and needle before you put it into the AVOSTARTGRIP device. **Follow steps 1 to 5 above to prepare the AVONEX prefilled syringe.**

Identifying the parts of AVOSTARTGRIP titration kit (See Figure G):



(Figure G)

- AVOSTARTGRIP has a “collar” on top of the device that will stop the syringe from injecting a full dose (See Figure H). The “collar” makes sure that you do not get the full dose of AVONEX.



(Figure H)

Attaching the AVOSTARTGRIP device:

Step 6: Choose the right AVOSTARTGRIP titration device for your weekly dose.



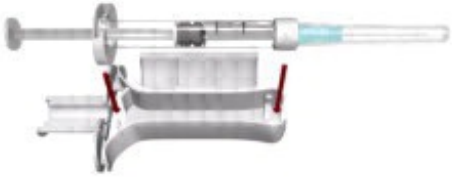
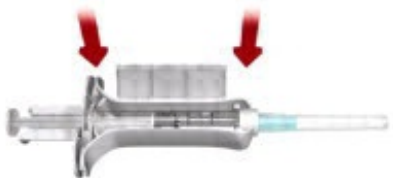

- **Week 1 Injection:** Choose the **white** device to give $\frac{1}{4}$ dose (See Figure I).
- **Week 2 Injection:** Choose the **yellow** device to give $\frac{1}{2}$ dose (See Figure J).



(Figure I)



(Figure J)

<ul style="list-style-type: none"> • Week 3 Injection: Choose the purple device to give $\frac{3}{4}$ dose (See Figure K). 	 <p>(Figure K)</p>
<p>Step 7: Put the right AVOSTARTGRIP device on a flat surface with the door open (See Figure L).</p>	 <p>(Figure L)</p>
<p>Step 8: Line up the AVONEX prefilled syringe over the AVOSTARTGRIP device with the plunger pointing to the left and the needle pointing to the right (See Figure M).</p>	 <p>(Figure M)</p>
<p>Step 9: Push the AVONEX prefilled syringe down into the AVOSTARTGRIP device until both ends “snap” into place (See Figure N).</p>	 <p>(Figure N)</p>
<p>Step 10: Using two fingers, push the door down until it closes over the AVONEX prefilled syringe (See Figure O).</p> <ul style="list-style-type: none"> • You will hear a “snap” when the door is closed the right way. Do not open door after it is closed. 	 <p>(Figure O)</p>
<p>Step 11: Check to make sure that the AVONEX prefilled syringe is in the AVOSTARTGRIP device the right way and that the door is tightly closed.</p>	

Giving the AVONEX injection:

- Your healthcare provider should show you or a caregiver how to prepare and inject the dose of AVONEX before AVONEX prefilled syringe is used for the first time. Your healthcare provider or nurse should watch you inject the dose of AVONEX the first

time AVONEX prefilled syringe is used.

- Inject your AVONEX exactly as your healthcare provider has shown you.
- AVONEX is injected into the muscle (intramuscularly).
- AVONEX should be injected into the thigh or upper arm (See Figures P and Q).
- Change (rotate) your injection sites for each dose. **Do not** use the same injection site for each injection.
- **Do not** inject into an area of the body where the skin is irritated, reddened, bruised, infected or scarred in any way.

Step 12: Choose an injection site and wipe the skin with an alcohol wipe (See Figures P and Q). Let the injection site dry before injecting the dose.

- **Do not** touch this area again before giving the injection.



(Figure P)



(Figure Q)

Step 13: Pull the protective cover straight off the needle (See Figure R). **Do not** twist the cover off.



(Figure R)

Step 14: With 1 hand, stretch the skin out around the injection site. With the other hand, hold the syringe like a pencil. Use a quick dart-like motion and insert the needle at a 90° angle, through the skin and into the muscle (See Figure S). Once the needle is in, let go of the skin.



(Figure S)

Step 15: Make sure that you push the plunger all the way down until it touches the collar (See Figure T).



(Figure T)

Step 16: Pull the needle out of the skin

(See Figure U). Press down on the injection site with the gauze pad for a few seconds or rub gently in a circular motion.

- If you see blood after you press the injection site for a few seconds, wipe it off with gauze and apply an adhesive bandage.



(Figure U)

After the AVONEX injection:

Do not recap the needle. Recapping the needle can lead to a needle stick injury.

- Throw away the used AVONEX prefilled syringes, AVOSTARTGRIP devices, and needles in a sharps container or some type of hard plastic or metal container with a screw cap such as a detergent bottle or coffee can. Check with your healthcare provider about the right way to throw away the container. There may be local or state laws about how to throw away used AVONEX prefilled syringes, AVOSTARTGRIP devices, and needles. **Do not** throw away used AVONEX prefilled syringes, AVOSTARTGRIP devices, and needles in household trash or recycling bins.
- After 2 hours, check the injection site for redness, swelling or tenderness. If you have a skin reaction and it does not clear up in a few days, contact your healthcare provider.

General information about the safe and effective use of AVONEX

- Always use a new AVONEX prefilled syringe, AVOSTARTGRIP device, and needle for each injection. **Do not** re-use your AVONEX prefilled syringe, AVOSTARTGRIP device, or needles.
- **Do not** share your AVONEX prefilled syringe, AVOSTARTGRIP device, or needles.
- Keep the AVONEX prefilled syringe, AVOSTARTGRIP device, and needles out of the reach of children.
- You can use the table below to keep track of your weekly injections.

Week	Dose	Use Titration Device	Date/Time
Week 1	¼ Dose	White	
Week 2	½ Dose	Yellow	
Week 3	¾ Dose	Purple	
Week 4	Full Dose	None	

This Instructions for Use has been approved by the U.S. Food and Drug Administration.

Revised 09/2016
Manufactured for:
Biogen Inc.
250 Binney Street

Cambridge, MA 02142 USA
©2012-2016 Biogen. All rights reserved.
1-800-456-2255

I11073-05

Principal Display Panel - 30 mcg Carton Label

NDC 59627-003-01

Avonex Pen®

(interferon beta-1a)

Injection

30 mcg/0.5 mL Single-Use Prefilled Autoinjector

For Intramuscular Injection

Once a Week

Avonex Pen® Administration Dose Pack

ATTENTION PHARMACIST: Each patient is required to receive the enclosed Medication Guide.

Store refrigerated at 2-8°C (36-46°F).

Do not freeze or expose to high temperatures. Protect from light.

The recommended dosage of Avonex® is 30 mcg injected intramuscularly once weekly. See package insert for full prescribing information.

This Product Contains Dry Natural Rubber.

Rx only



Principal Display Panel - 30 mcg Carton Label

NDC 59627-002-06

Avonex®
(interferon beta-1a)
 Injection

30 mcg/0.5 mL Single-Use Prefilled Syringe

For Intramuscular Injection

Once a Week

Avonex® Administration Dose Pack

ATTENTION PHARMACIST: Each patient is required to receive the enclosed Medication Guide.

Store refrigerated at 2-8°C (36-46°F)

Do not freeze or expose to high temperatures.

Protect from light.

See package insert for dosage and administration.

This Product Contains Dry Natural Rubber.

Rx only



Principal Display Panel - Carton Label

NDC 59627-333-04

Avonex Pen® (interferon beta-1a) Injection

30 mcg/0.5 mL Single-Use Prefilled Autoinjector

For Intramuscular Injection

Once a Week

Contents:

4 Avonex Pen® Administration Dose Packs

Store refrigerated at 2-8°C (36-46°F)

Do not freeze or expose to high temperatures. Protect from light.

The recommended dosage of Avonex® is 30 mcg injected intramuscularly once weekly. See package insert for full prescribing information.

ATTENTION PHARMACIST: Each patient is required to receive the enclosed Medication Guide.

<p>Avonex Pen® (interferon beta-1a) Injection 30 mcg/0.5 mL Single-Dose Prefilled Autoinjector For Intramuscular Injection Once a Week</p> <p>Contents: 4 Avonex Pen® Administration Dose Packs</p> <p>ATTENTION: Dispense the enclosed Medication Guide to each patient.</p> <p>Cautions: This Product Contains Natural Rubber Latex Which May Cause Allergic Reactions.</p> <p>Rx only</p>		<p>Store refrigerated at 2°C to 8°C (36°F to 46°F) in the original carton to protect from light. Do not freeze or expose to high temperatures. Alternatively, an autoinjector may be stored at room temperature up to 25°C (77°F) for a period up to 7 days.</p> <p>Dosage: See Prescribing Information.</p>
<p>Manufactured by: Biogen Inc. Cambridge, MA 02142 USA</p> <p>U.S. License # 1697 1-800-456-2255 www.avonex.com</p>	<p>Contents: 4 Avonex Pen® Administration Dose Packs and a recloseable accessory pouch containing 4 alcohol wipes, 4 gauze pads, and 4 adhesive bandages</p> <p>Each individual Avonex Pen® Administration Dose Pack contains: 1 Avonex Pen®, 1 needle for injection and 1 Avonex Pen® cover.</p> <p>Each single-dose prefilled autoinjector delivers 0.5 mL containing 30 micrograms of interferon beta-1a, arginine hydrochloride, USP (15.8 mg), glacial acetic acid, USP (0.25 mg), polysorbate 20 (0.025 mg), sodium acetate trihydrate, USP (0.79 mg), and Water for Injection, USP.</p> <p>No preservatives. No U.S. standard of potency.</p> <p>Specific activity: approximately 200 million international units per mg of interferon beta-1a.</p> <p>Interferon beta-1a is produced by mammalian cells into which the human interferon beta gene has been introduced.</p>	<p>Avonex Pen® (interferon beta-1a) Injection 30 mcg/0.5 mL Single-Dose Prefilled Autoinjector For Intramuscular Injection Once a Week</p> <p>4 1629-04</p> <p>GTIN 00000000000000 SN 00000000000000 EXP 000000 LOT 000000</p>
<p>Avonex Pen® (interferon beta-1a) Injection 30 mcg/0.5 mL Single-Dose Prefilled Autoinjector For Intramuscular Injection Once a Week</p> <p>Contents: 4 Avonex Pen® Administration Dose Packs</p> <p>Store refrigerated at 2°C to 8°C (36°F to 46°F) in the original carton to protect from light. Do not freeze or expose to high temperatures. Alternatively, an autoinjector may be stored at room temperature up to 25°C (77°F) for a period up to 7 days.</p> <p>Dosage: See Prescribing Information</p>	<p>NDC 59627-333-04</p> <p>ATTENTION: Dispense the enclosed Medication Guide to each patient.</p>	<p>Avonex Pen® (interferon beta-1a) Injection 30 mcg/0.5 mL Single-Dose Prefilled Autoinjector For Intramuscular Injection Once a Week</p> <p>Contents: 4 Avonex Pen® Administration Dose Packs</p> <p>NDC 59627-333-04</p>

Principal Display Panel - Carton Label

NDC 59627-222-05

Avonex®
(interferon beta-1a)
Injection

30 mcg/0.5 mL Single-Use Prefilled Syringe

For Intramuscular Injection

Once a Week

Contents:

4 Avonex® Administration Dose Packs

ATTENTION PHARMACIST: Each patient is required to receive the enclosed Medication Guide.

This Product Contains Dry Natural Rubber.

Rx only

Store refrigerated at 2-8°C (36-46°F).

Do not freeze or expose to high temperatures.

Protect from light.

See package insert for dosage and administration.

Contents:
4 Avonex® Administration Dose Packs
ATTENTION: Dispense the enclosed
Medication Guide to each patient.
Dosage: See Prescribing Information

Avonex®
(interferon beta-1a)
Injection
30 mcg/0.5 mL Single-Dose Prefilled Syringe
For Intramuscular Injection
Once a Week

NDC 59627-222-05

Avonex® (interferon beta-1a)

Injection

30 mcg/0.5 mL Single-Dose Prefilled Syringe
For Intramuscular Injection

Once a Week



Contents:
4 Avonex® Administration Dose Packs
ATTENTION: Dispense the enclosed
Medication Guide to each patient.
Dosage: See Prescribing Information

Avonex®
(interferon beta-1a)
Injection
30 mcg/0.5 mL Single-Dose Prefilled Syringe
For Intramuscular Injection
Once a Week

Caution: This Product Contains Natural Rubber Latex
Which May Cause Allergic Reactions.

Store refrigerated at 2°C to 8°C (36°F to 46°F) in the
original carton to protect from light. Do not freeze or
expose to high temperatures. Alternatively, a prefilled
syringe may be stored at room temperature up to
25°C (77°F) for a period up to 7 days.

Dosage: See Prescribing Information

Contents:

4 Avonex® Administration Dose Packs

ATTENTION: Dispense the enclosed
Medication Guide to each patient.

Rx only

Front

Avonex® (interferon beta-1a)

Injection

30 mcg/0.5 mL Single-Dose Prefilled Syringe
For Intramuscular Injection

Once a Week

ATTENTION:
Dispense the enclosed
Medication Guide to
each patient.

NDC 59627-222-05

Avonex® (interferon beta-1a)

Injection

30 mcg/0.5 mL Single-Dose Prefilled Syringe
For Intramuscular Injection

Once a Week



Contents:

4 Avonex® Administration Dose Packs and a
recloseable accessory pouch containing 4 alcohol
wipes, 4 gauze pads, and 4 adhesive bandages.

Each individual Avonex® Administration Dose Pack
contains: 1 Avonex® prefilled syringe and 1 needle
for injection.

Rx only

No preservative.

No U.S. standard of potency.

Manufactured by:
Ringer Inc

Each single-dose prefilled syringe delivers 0.5 mL
containing 30 micrograms of interferon beta-1a,
arginine hydrochloride, USP (15.8 mg), glacial acetic
acid, USP (0.25 mg), polysorbate 20 (0.025 mg), sodium
acetate trihydrate, USP (0.79 mg), and Water for
Injection, USP.

Specific activity: approximately 200 million
international units per mg of interferon beta-1a.

Interferon beta-1a is produced by mammalian cells
into which the human interferon beta gene has been
introduced.

Principal Display Panel - Tray Lid Label

Avonex® (interferon beta-1a)

30 mcg/0.5 mL Single-Use Prefilled Syringe

For Intramuscular Injection

Store refrigerated at 2-8°C (36-46°F). Do not freeze or expose to high temperatures.

Protect from light. Contents: 1 single-use prefilled syringe of Avonex® and 1, 23G, 1 1/4" needle. See package insert for dosage and administration. This Product Contains Dry Natural Rubber. **ATTENTION PHARMACIST: Each patient is required to receive the enclosed Medication Guide.** U.S. License# 1697

Biogen Inc., Cambridge, MA 02142 1-800-456-2255 Rx only 46043 -02

NDC 59627-002-07



AVONEX

interferon beta-1a kit

Product Information

Product Type	HUMAN PRESCRIPTION DRUG	Item Code (Source)	NDC:59627-333
--------------	-------------------------	--------------------	---------------

Packaging

#	Item Code	Package Description	Marketing Start Date	Marketing End Date
1	NDC:59627-333-04	1 in 1 CARTON; Type 3: Prefilled Biologic Delivery Device/System (syringe, patch, etc.)	08/29/2014	

Quantity of Parts

Part #	Package Quantity	Total Product Quantity
Part 1	4 SYRINGE	2 mL
Part 2	4 POUCH	1.6 mL

Part 1 of 2

AVONEX PEN

interferon beta-1a injection, solution

Product Information

Route of Administration INTRAMUSCULAR

Active Ingredient/Active Moiety

Ingredient Name	Basis of Strength	Strength
interferon beta-1a (UNII: XRO4566Q4R) (interferon beta-1a - UNII:XRO4566Q4R)	interferon beta-1a	30 ug in 0.5 mL

Inactive Ingredients

Ingredient Name	Strength
Sodium acetate (UNII: 4550K0SC9B)	0.79 mg in 0.5 mL
Arginine hydrochloride (UNII: F7LTH1E20Y)	15.8 mg in 0.5 mL
Acetic Acid (UNII: Q40Q9N063P)	0.25 mg in 0.5 mL
Polysorbate 20 (UNII: 7T1F30V5YH)	0.025 mg in 0.5 mL
Water (UNII: 059QF0KO0R)	

Packaging

#	Item Code	Package Description	Marketing Start Date	Marketing End Date
1		1 in 1 BOX		
1		0.5 mL in 1 SYRINGE; Type 3: Prefilled Biologic Delivery Device/System (syringe, patch, etc.)		

Marketing Information

Marketing Category	Application Number or Monograph Citation	Marketing Start Date	Marketing End Date
BLA	BLA103628	05/23/2003	

Part 2 of 2

DUKAL ALCOHOL PREP

isopropyl alcohol swab

Product Information

Route of Administration TOPICAL

Active Ingredient/Active Moiety

Ingredient Name	Basis of Strength	Strength
ISOPROPYL ALCOHOL (UNII: ND2M416302) (ISOPROPYL ALCOHOL - UNII:ND2M416302)	ISOPROPYL ALCOHOL	0.7 mL in 1 mL

Inactive Ingredients

Ingredient Name	Strength
WATER (UNII: 059QF0KO0R)	

Packaging

#	Item Code	Package Description	Marketing Start Date	Marketing End Date
1		4 in 1 POUCH		
1		0.4 mL in 1 POUCH; Type 0: Not a Combination Product		

Marketing Information

Marketing Category	Application Number or Monograph Citation	Marketing Start Date	Marketing End Date
OTC monograph final	part344	05/01/2010	

Marketing Information

Marketing Category	Application Number or Monograph Citation	Marketing Start Date	Marketing End Date
BLA	BLA103628	08/29/2014	

AVONEX

interferon beta-1a kit

Product Information

Product Type	HUMAN PRESCRIPTION DRUG	Item Code (Source)	NDC:59627-222
---------------------	-------------------------	---------------------------	---------------

Packaging

#	Item Code	Package Description	Marketing Start Date	Marketing End Date
1	NDC:59627-222-05	1 in 1 CARTON; Type 3: Prefilled Biologic Delivery Device/System (syringe, patch, etc.)	08/29/2014	

Quantity of Parts

Part #	Package Quantity	Total Product Quantity
Part 1	4 SYRINGE	2 mL
Part 2	4 POUCH	1.6 mL

Part 1 of 2

AVONEX

interferon beta-1a injection, solution

Product Information

Route of Administration	INTRAMUSCULAR
--------------------------------	---------------

Active Ingredient/Active Moiety

Ingredient Name	Basis of Strength	Strength
interferon beta-1a (UNII: XRO4566Q4R) (interferon beta-1a - UNII:XRO4566Q4R)	interferon beta-1a	30 ug in 0.5 mL

Inactive Ingredients

Ingredient Name	Strength
Sodium acetate (UNII: 4550K0SC9B)	0.79 mg in 0.5 mL
Arginine hydrochloride (UNII: F7LTH1E20Y)	15.8 mg in 0.5 mL
Acetic Acid (UNII: Q40Q9N063P)	0.25 mg in 0.5 mL
Polysorbate 20 (UNII: 7T1F30V5YH)	0.025 mg in 0.5 mL
Water (UNII: 059QF0KO0R)	

Packaging

#	Item Code	Package Description	Marketing Start Date	Marketing End Date
1		1 in 1 TRAY		
1		0.5 mL in 1 SYRINGE; Type 3: Prefilled Biologic Delivery Device/System (syringe, patch, etc.)		

Marketing Information

Marketing Category	Application Number or Monograph Citation	Marketing Start Date	Marketing End Date
BLA	BLA103628	05/23/2003	

Part 2 of 2

DUKAL ALCOHOL PREP

isopropyl alcohol swab

Product Information

Route of Administration	TOPICAL
-------------------------	---------

Active Ingredient/Active Moiety

Ingredient Name	Basis of Strength	Strength
ISOPROPYL ALCOHOL (UNII: ND2M416302) (ISOPROPYL ALCOHOL - UNII:ND2M416302)	ISOPROPYL ALCOHOL	0.7 mL in 1 mL

Inactive Ingredients

Ingredient Name	Strength
WATER (UNII: 059QF0KO0R)	

Packaging

#	Item Code	Package Description	Marketing Start Date	Marketing End Date
1		4 in 1 POUCH		
1		0.4 mL in 1 POUCH; Type 0: Not a Combination Product		

Marketing Information

Marketing Category	Application Number or Monograph Citation	Marketing Start Date	Marketing End Date
OTC monograph final	part344	05/01/2010	

Marketing Information

Marketing Category	Application Number or Monograph Citation	Marketing Start Date	Marketing End Date

BLA	BLA103628	08/29/2014	
-----	-----------	------------	--

AVONEX PEN

interferon beta-1a injection, solution

Product Information

Product Type	HUMAN PRESCRIPTION DRUG	Item Code (Source)	NDC:59627-003
Route of Administration	INTRAMUSCULAR		

Active Ingredient/Active Moiety

Ingredient Name	Basis of Strength	Strength
interferon beta-1a (UNII: XRO4566Q4R) (interferon beta-1a - UNII:XRO4566Q4R)	interferon beta-1a	30 ug in 0.5 mL

Inactive Ingredients

Ingredient Name	Strength
Sodium acetate (UNII: 4550K0SC9B)	0.79 mg in 0.5 mL
Arginine Hydrochloride (UNII: F7LTH1E20Y)	15.8 mg in 0.5 mL
Acetic Acid (UNII: Q40Q9N063P)	0.25 mg in 0.5 mL
Polysorbate 20 (UNII: 7T1F30V5YH)	0.025 mg in 0.5 mL
Water (UNII: 059QF0KO0R)	

Packaging

#	Item Code	Package Description	Marketing Start Date	Marketing End Date
1	NDC:59627-003-01	1 in 1 CARTON	05/23/2003	
1		0.5 mL in 1 SYRINGE; Type 3: Prefilled Biologic Delivery Device/System (syringe, patch, etc.)		

Marketing Information

Marketing Category	Application Number or Monograph Citation	Marketing Start Date	Marketing End Date
BLA	BLA103628	05/23/2003	

AVONEX

interferon beta-1a injection, solution

Product Information

Product Type	HUMAN PRESCRIPTION DRUG	Item Code (Source)	NDC:59627-002
--------------	-------------------------	--------------------	---------------

Route of Administration		INTRAMUSCULAR		
Active Ingredient/Active Moiety				
Ingredient Name		Basis of Strength	Strength	
interferon beta-1a (UNII: XRO4566Q4R) (interferon beta-1a - UNII:XRO4566Q4R)		interferon beta-1a	30 ug in 0.5 mL	
Inactive Ingredients				
Ingredient Name		Strength		
Sodium acetate (UNII: 4550K0SC9B)		0.79 mg in 0.5 mL		
Arginine Hydrochloride (UNII: F7LTH1E20Y)		15.8 mg in 0.5 mL		
Acetic Acid (UNII: Q40Q9N063P)		0.25 mg in 0.5 mL		
Polysorbate 20 (UNII: 7T1F30V5YH)		0.025 mg in 0.5 mL		
Water (UNII: 059QF0KO0R)				
Packaging				
#	Item Code	Package Description	Marketing Start Date	Marketing End Date
1	NDC:59627-002-06	1 in 1 CARTON	05/23/2003	
1	NDC:59627-002-07	1 in 1 TRAY		
1		0.5 mL in 1 SYRINGE; Type 3: Prefilled Biologic Delivery Device/System (syringe, patch, etc.)		
Marketing Information				
Marketing Category		Application Number or Monograph Citation	Marketing Start Date	Marketing End Date
BLA		BLA103628	05/23/2003	

Labeler - Biogen Inc. (009492211)

Establishment

Name	Address	ID/FEI	Business Operations
Packaging Coordinators, LLC		078525133	LABEL(59627-003, 59627-002, 59627-333, 59627-222) , PACK(59627-003, 59627-002, 59627-333, 59627-222)

Revised: 7/2023

Biogen Inc.