

**AZITHROMYCIN- azithromycin tablet, film coated**  
**AZITHROMYCIN- azithromycin powder, for suspension**  
**Greenstone LLC**

-----

**HIGHLIGHTS OF PRESCRIBING INFORMATION**

These highlights do not include all the information needed to use **AZITHROMYCIN** safely and effectively. See full prescribing information for **AZITHROMYCIN**.

**AZITHROMYCIN 600 mg tablets, for oral use**  
**AZITHROMYCIN for oral suspension**  
**Initial U.S. Approval: 1991**

-----**RECENT MAJOR CHANGES**-----

Warnings and Precautions, Cardiovascular Death (5.5)

11/2021

-----**INDICATIONS AND USAGE**-----

**AZITHROMYCIN** is a macrolide antibacterial indicated for mild to moderate infections caused by designated, susceptible bacteria:

- Sexually Transmitted Diseases (1.1)
- Mycobacterial Infections (1.2)

To reduce the development of drug-resistant bacteria and maintain the effectiveness of azithromycin and other antibacterial drugs, azithromycin should be used only to treat or prevent infections that are proven or strongly suspected to be caused by susceptible bacteria. (1.3)

-----**DOSAGE AND ADMINISTRATION**-----

- Sexually Transmitted Diseases (2.1)
- Mycobacterial Infections (2.2)

-----**DOSAGE FORMS AND STRENGTHS**-----

- Azithromycin 600 mg tablets (3)
- Azithromycin for oral suspension 1000 mg/5 mL (3)

-----**CONTRAINDICATIONS**-----

- Patients with known hypersensitivity to azithromycin, erythromycin, any macrolide, or ketolide antibiotic. (4.1)
- Patients with a history of cholestatic jaundice/hepatic dysfunction associated with prior use of azithromycin. (4.2)

-----**WARNINGS AND PRECAUTIONS**-----

- Serious (including fatal) allergic and skin reactions. Discontinue Azithromycin and initiate appropriate therapy if reaction occurs. (5.1)
- Hepatotoxicity: Discontinue azithromycin immediately if signs and symptoms of hepatitis occur. (5.2)
- Infantile Hypertrophic Pyloric Stenosis (IHPS): Following the use of azithromycin in neonates (treatment up to 42 days of life), IHPS has been reported. Direct parents and caregivers to contact their physician if vomiting or irritability with feeding occurs. (5.3)
- Prolongation of QT interval and cases of torsades de pointes have been reported. This risk which can be fatal should be considered in patients with certain cardiovascular disorders including known QT prolongation or history torsades de pointes, those with proarrhythmic conditions, and with other drugs that prolong the QT interval. (5.4)
- Cardiovascular Death: Some observational studies have shown an approximately two-fold increased short-term potential risk of acute cardiovascular death in adults exposed to azithromycin relative to other antibacterial drugs, including amoxicillin. Consider balancing this potential risk with treatment benefits when prescribing azithromycin. (5.5)
- *Clostridioides difficile*-Associated Diarrhea: Evaluate patients if diarrhea occurs. (5.6)

- Azithromycin may exacerbate muscle weakness in persons with myasthenia gravis. (5.7)

#### ADVERSE REACTIONS

The most common adverse reactions are diarrhea (5%), nausea (3%), abdominal pain (3%), or vomiting, (no percent given). (6)

**To report SUSPECTED ADVERSE REACTIONS, contact Greenstone LLC at 1-800-438-1985 or FDA at 1-800-FDA-1088 or [www.fda.gov/medwatch](http://www.fda.gov/medwatch).**

#### DRUG INTERACTIONS

- Nelfinavir: Close monitoring for known side effects of azithromycin, such as liver enzyme abnormalities and hearing impairment, is warranted. (7.1)
- Warfarin: Use with azithromycin may increase coagulation times; monitor prothrombin time. (7.2)

#### USE IN SPECIFIC POPULATIONS

- Pediatric Use: Safety and effectiveness in the treatment of patients under 6 months of age have not been established. (8.4)
- Geriatric Use: Elderly patients may be more susceptible to development of torsades de pointes arrhythmias. (8.5)

**See 17 for PATIENT COUNSELING INFORMATION.**

**Revised: 11/2021**

---

## FULL PRESCRIBING INFORMATION: CONTENTS\*

### 1 INDICATIONS AND USAGE

- 1.1 Sexually Transmitted Diseases
- 1.2 Mycobacterial Infections
- 1.3 Usage

### 2 DOSAGE AND ADMINISTRATION

- 2.1 Sexually Transmitted Diseases
- 2.2 Mycobacterial Infections

### 3 DOSAGE FORMS AND STRENGTHS

### 4 CONTRAINDICATIONS

- 4.1 Hypersensitivity
- 4.2 Hepatic Dysfunction

### 5 WARNINGS AND PRECAUTIONS

- 5.1 Hypersensitivity
- 5.2 Hepatotoxicity
- 5.3 Infantile Hypertrophic Pyloric Stenosis (IHPS)
- 5.4 QT Prolongation
- 5.5 Cardiovascular Death
- 5.6 *Clostridioides difficile*-Associated Diarrhea (CDAD)
- 5.7 Exacerbation of Myasthenia Gravis
- 5.8 Use in Sexually Transmitted Infections
- 5.9 Development of Drug-Resistant Bacteria

### 6 ADVERSE REACTIONS

- 6.1 Clinical Trials Experience
- 6.2 Postmarketing Experience
- 6.3 Laboratory Abnormalities

### 7 DRUG INTERACTIONS

- 7.1 Nelfinavir

7.2 Warfarin

7.3 Potential Drug-Drug Interaction with Macrolides

## **8 USE IN SPECIFIC POPULATIONS**

8.1 Pregnancy

8.2 Lactation

8.4 Pediatric Use

8.5 Geriatric Use

## **10 OVERDOSAGE**

## **11 DESCRIPTION**

## **12 CLINICAL PHARMACOLOGY**

12.1 Mechanism of Action

12.2 Pharmacodynamics

12.3 Pharmacokinetics

12.4 Microbiology

## **13 NONCLINICAL TOXICOLOGY**

13.1 Carcinogenesis, Mutagenesis, Impairment of Fertility

13.2 Animal Toxicology

## **14 CLINICAL STUDIES**

14.1 Clinical Studies in Patients with Advanced HIV Infection for the Prevention and Treatment of Disease Due to Disseminated *Mycobacterium avium* Complex (MAC)

## **15 REFERENCES**

## **16 HOW SUPPLIED/STORAGE AND HANDLING**

## **17 PATIENT COUNSELING INFORMATION**

\* Sections or subsections omitted from the full prescribing information are not listed.

---

## **FULL PRESCRIBING INFORMATION**

### **1 INDICATIONS AND USAGE**

Azithromycin is a macrolide antibacterial drug indicated for the treatment of patients with mild to moderate infections caused by susceptible strains of the designated microorganisms in the specific conditions listed below.

#### **1.1 Sexually Transmitted Diseases**

Non-gonococcal urethritis and cervicitis due to *Chlamydia trachomatis*.

#### **1.2 Mycobacterial Infections**

##### Prophylaxis of Disseminated *Mycobacterium avium* complex (MAC) Disease

Azithromycin, taken alone or in combination with rifabutin at its approved dose, is indicated for the prevention of disseminated MAC disease in persons with advanced HIV infection [see *Dosage and Administration* (2)].

##### Treatment of Disseminated MAC Disease

Azithromycin, taken in combination with ethambutol, is indicated for the treatment of disseminated MAC infections in persons with advanced HIV infection [see *Use in Specific*

*Populations (8.4) and Clinical Studies (14.1)].*

### **1.3 Usage**

To reduce the development of drug-resistant bacteria and maintain the effectiveness of azithromycin and other antibacterial drugs, azithromycin should be used only to treat infections that are proven or strongly suspected to be caused by susceptible bacteria. When culture and susceptibility information are available, they should be considered in selecting or modifying antibacterial therapy. In the absence of such data, local epidemiology and susceptibility patterns may contribute to the empiric selection of therapy.

## **2 DOSAGE AND ADMINISTRATION**

*[see Indications and Usage (1)]*

Azithromycin for oral suspension (single dose 1 g packet) can be taken with or without food after constitution. However, increased tolerability has been observed when tablets are taken with food.

Azithromycin for oral suspension (single dose 1 g packet) is not for pediatric use. For pediatric suspension see the prescribing information for azithromycin for oral suspension 100 mg/5 mL and 200 mg/5 mL bottles.

Directions for administration of azithromycin for oral suspension in the single dose packet (1 g): The entire contents of the packet should be mixed thoroughly with two ounces (approximately 60 mL) of water. Drink the entire contents immediately; add an additional two ounces of water, mix, and drink to ensure complete consumption of dosage. The single dose packet should not be used to administer doses other than 1000 mg of azithromycin.

### **2.1 Sexually Transmitted Diseases**

The recommended dose of azithromycin for the treatment of non-gonococcal urethritis and cervicitis due to *C. trachomatis* is a single 1 gram (1000 mg) dose of azithromycin. This dose can be administered as one single dose packet (1 g).

### **2.2 Mycobacterial Infections**

#### *Prevention of Disseminated MAC Infections*

The recommended dose of azithromycin for the prevention of disseminated *Mycobacterium avium* complex (MAC) disease is: 1200 mg taken once weekly. This dose of azithromycin may be combined with the approved dosage regimen of rifabutin.

#### *Treatment of Disseminated MAC Infections*

Azithromycin should be taken at a daily dose of 600 mg, in combination with ethambutol at the recommended daily dose of 15 mg/kg. Other antimycobacterial drugs that have shown *in vitro* activity against MAC may be added to the regimen of azithromycin plus ethambutol at the discretion of the physician or health care provider.

## **3 DOSAGE FORMS AND STRENGTHS**

Azithromycin 600 mg tablets (engraved on front with "G" and on back with "3080") are supplied as white, modified oval-shaped, film-coated tablets containing azithromycin dihydrate equivalent to 600 mg azithromycin. These are packaged in bottles of 30 tablets.

Azithromycin for oral suspension 1000 mg/5 mL is supplied in single-dose packets containing azithromycin dihydrate equivalent to 1 gram of azithromycin.

## **4 CONTRAINDICATIONS**

### **4.1 Hypersensitivity**

Azithromycin is contraindicated in patients with known hypersensitivity to azithromycin, erythromycin, any macrolide, or ketolide drug.

### **4.2 Hepatic Dysfunction**

Azithromycin is contraindicated in patients with a history of cholestatic jaundice/hepatic dysfunction associated with prior use of azithromycin.

## **5 WARNINGS AND PRECAUTIONS**

### **5.1 Hypersensitivity**

Serious allergic reactions, including angioedema, anaphylaxis, and dermatologic reactions including Acute Generalized Exanthematous Pustulosis (AGEP), Stevens-Johnson Syndrome, and toxic epidermal necrolysis, have been reported rarely in patients on azithromycin therapy. *[see Contraindications (4.1)]*

Fatalities have been reported. Cases of Drug Reaction with Eosinophilia and Systemic Symptoms (DRESS) have also been reported. Despite initially successful symptomatic treatment of the allergic symptoms, when symptomatic therapy was discontinued, the allergic symptoms recurred soon thereafter in some patients without further azithromycin exposure. These patients required prolonged periods of observation and symptomatic treatment. The relationship of these episodes to the long tissue half-life of azithromycin and subsequent prolonged exposure to antigen is presently unknown.

If an allergic reaction occurs, the drug should be discontinued and appropriate therapy should be instituted. Physicians should be aware that allergic symptoms may reappear when symptomatic therapy is discontinued.

### **5.2 Hepatotoxicity**

Abnormal liver function, hepatitis, cholestatic jaundice, hepatic necrosis, and hepatic failure have been reported, some of which have resulted in death. Discontinue azithromycin immediately if signs and symptoms of hepatitis occur.

### **5.3 Infantile Hypertrophic Pyloric Stenosis (IHPS)**

Following the use of azithromycin in neonates (treatment up to 42 days of life), IHPS has been reported. Direct parents and caregivers to contact their physician if vomiting or irritability with feeding occurs.

## 5.4 QT Prolongation

Prolonged cardiac repolarization and QT interval, imparting a risk of developing cardiac arrhythmia and torsades de pointes, have been seen with treatment with macrolides, including azithromycin. Cases of torsades de pointes have been spontaneously reported during postmarketing surveillance in patients receiving azithromycin. Providers should consider the risk of QT prolongation which can be fatal when weighing the risks and benefits of azithromycin for at-risk groups including:

- patients with known prolongation of the QT interval, a history of torsades de pointes, congenital long QT syndrome, bradyarrhythmias or uncompensated heart failure
- patients on drugs known to prolong the QT interval
- patients with ongoing proarrhythmic conditions such as uncorrected hypokalemia or hypomagnesemia, clinically significant bradycardia, and in patients receiving Class IA (quinidine, procainamide) or Class III (dofetilide, amiodarone, sotalol) antiarrhythmic agents

Elderly patients may be more susceptible to drug-associated effects on the QT interval.

## 5.5 Cardiovascular Death

Some observational studies have shown an approximately two-fold increased short-term potential risk of acute cardiovascular death in adults exposed to azithromycin relative to other antibacterial drugs, including amoxicillin. The five-day cardiovascular mortality observed in these studies ranged from 20 to 400 per million azithromycin treatment courses. This potential risk was noted to be greater during the first five days of azithromycin use and does not appear to be limited to those patients with preexisting cardiovascular diseases. The data in these observational studies are insufficient to establish or exclude a causal relationship between acute cardiovascular death and azithromycin use. Consider balancing this potential risk with treatment benefits when prescribing azithromycin.

## 5.6 *Clostridioides difficile*-Associated Diarrhea (CDAD)

CDAD has been reported with use of nearly all antibacterial agents, including azithromycin, and may range in severity from mild diarrhea to fatal colitis. Treatment with antibacterial agents alters the normal flora of the colon, leading to overgrowth of *C. difficile*.

*C. difficile* produces toxins A and B which contribute to the development of CDAD. Hypertoxin-producing strains of *C. difficile* cause increased morbidity and mortality, as these infections can be refractory to antibacterial therapy and may require colectomy. CDAD must be considered in all patients who present with diarrhea following antibiotic use. Careful medical history is necessary since CDAD has been reported to occur over two months after the administration of antibacterial agents.

If CDAD is suspected or confirmed, ongoing antibiotic use not directed against *C. difficile* may need to be discontinued. Appropriate fluid and electrolyte management, protein supplementation, antibiotic treatment of *C. difficile*, and surgical evaluation should be instituted as clinically indicated.

## 5.7 Exacerbation of Myasthenia Gravis

Exacerbations of symptoms of myasthenia gravis and new onset of myasthenic syndrome have been reported in patients receiving azithromycin therapy.

## 5.8 Use in Sexually Transmitted Infections

Azithromycin, (single dose 1 g packet) at the recommended dose, should not be relied upon to treat gonorrhea or syphilis. Antibacterial agents used in high doses for short periods of time to treat non-gonococcal urethritis may mask or delay the symptoms of incubating gonorrhea or syphilis. All patients with sexually transmitted urethritis or cervicitis should have a serologic test for syphilis and appropriate cultures for gonorrhea performed at the time of diagnosis. Appropriate antibacterial therapy and follow-up tests for these diseases should be initiated if infection is confirmed.

## 5.9 Development of Drug-Resistant Bacteria

Prescribing azithromycin in the absence of a proven or strongly suspected bacterial infection or a prophylactic indication is unlikely to provide benefit to the patient and increases the risk of the development of drug-resistant bacteria.

# 6 ADVERSE REACTIONS

The following clinically significant adverse reactions are described elsewhere in labeling:

- Hypersensitivity [see *Warnings and Precautions* (5.1)]
- Hepatotoxicity [see *Warnings and Precautions* (5.2)]
- Infantile Hypertrophic Pyloric Stenosis (IHPS) [see *Warnings and Precautions* (5.3)]
- QT Prolongation [see *Warnings and Precautions* (5.4)]
- Cardiovascular Death [see *Warnings and Precautions* (5.5)]
- *Clostridioides difficile*-Associated Diarrhea (CDAD) [see *Warnings and Precautions* (5.6)]
- Exacerbation of Myasthenia Gravis [see *Warnings and Precautions* (5.7)]

## 6.1 Clinical Trials Experience

Because clinical trials are conducted under widely varying conditions, adverse reaction rates observed in the clinical trials of a drug cannot be directly compared to rates in the clinical trials of another drug and may not reflect the rates observed in practice.

In clinical trials, most of the reported adverse reactions were mild to moderate in severity and were reversible upon discontinuation of the drug. Approximately 0.7% of the patients from the multiple-dose clinical trials discontinued azithromycin therapy because of treatment-related adverse reactions. Serious adverse reactions included angioedema and cholestatic jaundice. Most of the adverse reactions leading to discontinuation were related to the gastrointestinal tract, e.g., nausea, vomiting, diarrhea, or abdominal pain. [see *Clinical Studies* (14.2)]

### Multiple-dose regimen

Overall, the most common adverse reactions in adult patients receiving a multiple-dose regimen of azithromycin were related to the gastrointestinal system with diarrhea/loose stools (5%), nausea (3%), and abdominal pain (3%) being the most frequently reported.

No other adverse reactions occurred in patients on the multiple-dose regimen of azithromycin with a frequency greater than 1%. Adverse reactions that occurred with a frequency of 1% or less included the following:

*Cardiovascular:* Palpitations and chest pain.

*Gastrointestinal:* Dyspepsia, flatulence, vomiting, melena, and cholestatic jaundice.

*Genitourinary:* Monilia, vaginitis, and nephritis.

*Nervous System:* Dizziness, headache, vertigo, and somnolence.

*General:* Fatigue.

*Allergic:* Rash, photosensitivity, and angioedema.

#### Chronic therapy with 1200 mg weekly regimen

The nature of adverse reactions seen with the 1200 mg weekly dosing regimen for the prevention of *Mycobacterium avium* infection in severely immunocompromised HIV-infected patients were similar to those seen with short-term dosing regimens. [see *Clinical Studies (14)*]

#### Chronic therapy with 600 mg daily regimen combined with ethambutol

The nature of adverse reactions seen with the 600 mg daily dosing regimen for the treatment of *Mycobacterium avium* complex infection in severely immunocompromised HIV-infected patients were similar to those seen with short term dosing regimens. Five percent of patients experienced reversible hearing impairment in the pivotal clinical trial for the treatment of disseminated MAC in patients with AIDS. Hearing impairment has been reported with macrolide antibiotics, especially at higher doses. Other treatment-related adverse reactions occurring in >5% of subjects and seen at any time during a median of 87.5 days of therapy include: abdominal pain (14%), nausea (14%), vomiting (13%), diarrhea (12%), flatulence (5%), headache (5%), and abnormal vision (5%). Discontinuations from treatment due to laboratory abnormalities or adverse reactions considered related to study drug occurred in 8 of 88 (9.1%) of subjects.

#### Single 1 gram dose regimen

Overall, the most common adverse reactions in patients receiving a single-dose regimen of 1 gram of azithromycin were related to the gastrointestinal system and were more frequently reported than in patients receiving the multiple-dose regimen.

Adverse reactions that occurred in patients on the single 1 gram dosing regimen of azithromycin with a frequency of 1% or greater included diarrhea/loose stools (7%), nausea (5%), abdominal pain (5%), vomiting (2%), dyspepsia (1%), and vaginitis (1%).

## **6.2 Postmarketing Experience**

The following adverse reactions have been identified during post approval use of azithromycin. Because these reactions are reported voluntarily from a population of uncertain size, it is not always possible to reliably estimate their frequency or establish a causal relationship to drug exposure.

Adverse reactions reported with azithromycin during the postmarketing period in adult and/or pediatric patients for which a causal relationship may not be established include:

*Allergic:* Arthralgia, edema, urticaria, and angioedema.



*Cardiovascular:* Arrhythmias, including ventricular tachycardia, and hypotension. There have been reports of QT prolongation, torsades de pointes, and cardiovascular death.

*Gastrointestinal:* Anorexia, constipation, dyspepsia, flatulence, vomiting/diarrhea pseudomembranous colitis, pancreatitis, oral candidiasis, pyloric stenosis, and tongue discoloration.

*General:* Asthenia, paresthesia, fatigue, malaise, and anaphylaxis.

*Genitourinary:* Interstitial nephritis, acute renal failure, and vaginitis.

*Hematopoietic:* Thrombocytopenia.

*Liver/Biliary:* Abnormal liver function, hepatitis, cholestatic jaundice, hepatic necrosis, and hepatic failure. [see *Warnings and Precautions* (5.2)]

*Nervous System:* Convulsions, dizziness/vertigo, headache, somnolence, hyperactivity, nervousness, agitation, and syncope.

*Psychiatric:* Aggressive reaction and anxiety.

*Skin/Appendages:* Pruritus, and serious skin reactions including erythema multiforme, AGEP, Stevens-Johnson Syndrome, toxic epidermal necrolysis, and DRESS.

*Special Senses:* Hearing disturbances including hearing loss, deafness, and/or tinnitus, and reports of taste/smell perversion and/or loss.

### **6.3 Laboratory Abnormalities**

Significant abnormalities (irrespective of drug relationship) occurring during the clinical trials were reported as follows:

- With an incidence of 1–2%, elevated serum creatine phosphokinase, potassium, ALT (SGPT), GGT, and AST (SGOT).
- With an incidence of less than 1%, leukopenia, neutropenia, decreased platelet count, elevated serum alkaline phosphatase, bilirubin, BUN, creatinine, blood glucose, LDH, and phosphate.

When follow-up was provided, changes in laboratory tests appeared to be reversible.

In multiple-dose clinical trials involving more than 3000 patients, 3 patients discontinued therapy because of treatment-related liver enzyme abnormalities and 1 because of a renal function abnormality.

In a phase 1 drug interaction study performed in normal volunteers, 1 of 6 subjects given the combination of azithromycin and rifabutin, 1 of 7 given rifabutin alone, and 0 of 6 given azithromycin alone developed a clinically significant neutropenia (<500 cells/mm<sup>3</sup>).

Laboratory abnormalities seen in clinical trials for the prevention of disseminated *Mycobacterium avium* disease in severely immunocompromised HIV-infected patients. [see *Clinical Studies* (14)]

Chronic therapy (median duration: 87.5 days, range: 1–229 days) that resulted in laboratory abnormalities in >5% of subjects with normal baseline values in the pivotal trial for treatment of disseminated MAC in severely immunocompromised HIV-infected

patients treated with azithromycin 600 mg daily in combination with ethambutol include: a reduction in absolute neutrophils to <50% of the lower limit of normal (10/52, 19%) and an increase to five times the upper limit of normal in alkaline phosphatase (3/35, 9%). These findings in subjects with normal baseline values are similar when compared to all subjects for analyses of neutrophil reductions (22/75, 29%) and elevated alkaline phosphatase (16/80, 20%). Causality of these laboratory abnormalities due to the use of study drug has not been established.

## **7 DRUG INTERACTIONS**

### **7.1 Nelfinavir**

Co-administration of nelfinavir at steady-state with a single oral dose of azithromycin resulted in increased azithromycin serum concentrations. Although a dose adjustment of azithromycin is not recommended when administered in combination with nelfinavir, close monitoring for known adverse reactions of azithromycin, such as liver enzyme abnormalities and hearing impairment, is warranted. [see *Adverse Reactions (6)*]

### **7.2 Warfarin**

Spontaneous postmarketing reports suggest that concomitant administration of azithromycin may potentiate the effects of oral anticoagulants such as warfarin, although the prothrombin time was not affected in the dedicated drug interaction study with azithromycin and warfarin. Prothrombin times should be carefully monitored while patients are receiving azithromycin and oral anticoagulants concomitantly.

### **7.3 Potential Drug-Drug Interaction with Macrolides**

Interactions with digoxin, colchicine or phenytoin have not been reported in clinical trials with azithromycin. No specific drug interaction studies have been performed to evaluate potential drug-drug interaction. However, drug interactions have been observed with other macrolide products. Until further data are developed regarding drug interactions when digoxin, colchicine or phenytoin are used with azithromycin careful monitoring of patients is advised.

## **8 USE IN SPECIFIC POPULATIONS**

### **8.1 Pregnancy**

#### Risk Summary

Available data from published literature and postmarketing experience over several decades with azithromycin use in pregnant women have not identified any drug-associated risks for major birth defects, miscarriage, or adverse maternal or fetal outcomes (*see Data*).

Developmental toxicity studies with azithromycin in rats, mice, and rabbits showed no drug-induced fetal malformations at doses up to 3, 2, and 1 times, respectively, an adult human daily dose of 600 mg based on body surface area. Decreased viability and delayed development were observed in the offspring of pregnant rats administered azithromycin from day 6 of pregnancy through weaning at a dose equivalent to 3 times

an adult human daily dose of 600 mg based on body surface area (see *Data*).

The estimated background risk of major birth defects and miscarriage for the indicated populations is unknown. All pregnancies have a background risk of birth defect, loss, or other adverse outcomes. In the U.S. general population, the estimated background risk of major birth defects and miscarriage in clinically recognized pregnancies is 2 to 4% and 15 to 20%, respectively.

## Data

### *Human Data*

Available data from published observational studies, case series, and case reports over several decades do not suggest an increased risk for major birth defects, miscarriage, or adverse maternal or fetal outcomes with azithromycin use in pregnant women. Limitations of these data include the lack of randomization and inability to control for confounders such as underlying maternal disease and maternal use of concomitant medications.

### *Animal Data*

Azithromycin administered during the period of organogenesis did not cause fetal malformations in rats and mice at oral doses up to 200 mg/kg/day (moderately maternally toxic). Based on body surface area, this dose is approximately 3 (rats) and 2 (mice) times an adult human daily dose of 600 mg. In rabbits administered azithromycin at oral doses of 10, 20, and 40 mg/kg/day during organogenesis, reduced maternal body weight and food consumption were observed in all groups; no evidence of fetotoxicity or teratogenicity was observed at these doses, the highest of which is approximately equal to an adult human daily dose of 600 mg based on body surface area.

In a pre- and postnatal development study, azithromycin was administered orally to pregnant rats from day 6 of pregnancy until weaning at doses of 50 or 200 mg/kg/day. Maternal toxicity (reduced food consumption and body weight gain; increased stress at parturition) was observed at the higher dose. Effects in the offspring were noted at 200 mg/kg/day during the postnatal development period (decreased viability, delayed developmental landmarks). These effects were not observed in a pre- and postnatal rat study when up to 200 mg/kg/day of azithromycin was given orally beginning on day 15 of pregnancy until weaning.

## **8.2 Lactation**

### Risk Summary

Azithromycin is present in human milk (see *Data*). Non-serious adverse reactions have been reported in breastfed infants after maternal administration of azithromycin (see *Clinical Considerations*). There are no available data on the effects of azithromycin on milk production. The developmental and health benefits of breastfeeding should be considered along with the mother's clinical need for azithromycin and any potential adverse effects on the breastfed infant from azithromycin or from the underlying maternal condition.

### Clinical Considerations

Advise women to monitor the breastfed infant for diarrhea, vomiting, or rash.

## Data

Azithromycin breastmilk concentrations were measured in 20 women after receiving a single 2 g oral dose of azithromycin during labor. Breastmilk samples collected on days 3 and 6 postpartum as well as 2 and 4 weeks postpartum revealed the presence of azithromycin in breastmilk up to 4 weeks after dosing. In another study, a single dose of azithromycin 500 mg was administered intravenously to 8 women prior to incision for cesarean section. Breastmilk (colostrum) samples obtained between 12 and 48 hours after dosing revealed that azithromycin persisted in breastmilk up to 48 hours.

### **8.4 Pediatric Use**

In controlled clinical studies, azithromycin has been administered to pediatric patients ranging in age from 6 months to 12 years. For information regarding the use of azithromycin for oral suspension in the treatment of pediatric patients, [see *Indications and Usage (1)* and *Dosage and Administration (2)*] of the prescribing information for azithromycin for oral suspension 100 mg/5 mL and 200 mg/5 mL bottles.

*HIV-Infected Pediatric Patients:* The safety and efficacy of azithromycin for the prevention or treatment of MAC in HIV-infected children have not been established. Safety data are available for 72 children 5 months to 18 years of age (mean 7 years) who received azithromycin for treatment of opportunistic infections. The mean duration of therapy was 242 days (range 3–2004 days) at doses of <1 to 52 mg/kg/day (mean 12 mg/kg/day). Adverse reactions were similar to those observed in the adult population, most of which involved the gastrointestinal tract. Treatment-related reversible hearing impairment in children was observed in 4 subjects (5.6%). Two (2.8%) children prematurely discontinued treatment due to adverse reactions: one due to back pain and one due to abdominal pain, hot and cold flushes, dizziness, headache, and numbness. A third child discontinued due to a laboratory abnormality (eosinophilia). The protocols upon which these data are based specified a daily dose of 10–20 mg/kg/day (oral and/or IV) of azithromycin.

### **8.5 Geriatric Use**

In multiple-dose clinical trials of oral azithromycin, 9% of patients were at least 65 years of age (458/4949) and 3% of patients (144/4949) were at least 75 years of age. No overall differences in safety or effectiveness were observed between these subjects and younger subjects, and other reported clinical experience has not identified differences in responses between the elderly and younger patients, but greater sensitivity of some older individuals cannot be ruled out.

Elderly patients may be more susceptible to development of torsades de pointes arrhythmias than younger patients. [see *Warnings and Precautions (5.4)*]

Azithromycin 600 mg tablets contain 2.1 mg of sodium per tablet. Azithromycin for oral suspension 1 gram single-dose packets contain 37.0 mg of sodium per packet.

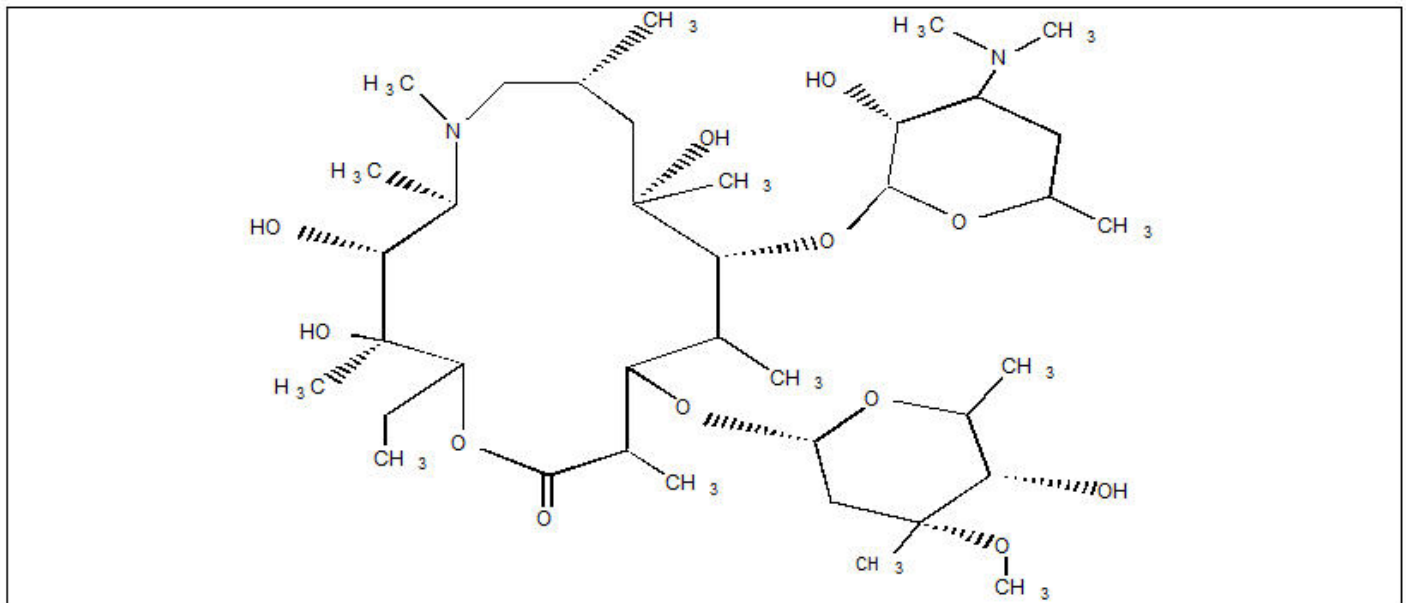
*Geriatric Patients with Opportunistic Infections, Including (MAC) Disease:* Safety data are available for 30 patients (65–94 years old) treated with azithromycin at doses >300 mg/day for a mean of 207 days. These patients were treated for a variety of opportunistic infections, including MAC. The adverse reaction were generally similar to that seen in younger patients, except for a higher incidence of adverse reactions relating to the gastrointestinal system and to reversible impairment of hearing. [see *Dosage and*

## 10 OVERDOSAGE

Adverse reactions experienced in higher than recommended doses were similar to those seen at normal doses. In the event of overdosage, general symptomatic and supportive measures are indicated as required.

## 11 DESCRIPTION

Azithromycin tablets and oral suspension contains the active ingredient azithromycin, a macrolide antibacterial drug, for oral administration. Azithromycin has the chemical name (2*R*,3*S*,4*R*,5*R*,8*R*,10*R*,11*R*,12*S*,13*S*,14*R*)-13-[(2,6-dideoxy-3-*C*-methyl-3-*O*-methyl- $\alpha$ -*L*-ribo-hexopyranosyl)oxy]-2-ethyl- 3,4,10-trihydroxy-3,5,6,8,10,12,14-heptamethyl-11-[[3,4,6- trideoxy-3-(dimethylamino)- $\beta$ -*D*-xylo-hexopyranosyl]oxy]-1-oxa-6-azacyclopentadecan-15-one. Azithromycin is derived from erythromycin; however, it differs chemically from erythromycin in that a methyl-substituted nitrogen atom is incorporated into the lactone ring. Its molecular formula is  $C_{38}H_{72}N_2O_{12}$ , and its molecular weight is 749.0. Azithromycin has the following structural formula:



Azithromycin, as the dihydrate, is a white crystalline powder with a molecular formula of  $C_{38}H_{72}N_2O_{12} \cdot 2H_2O$  and a molecular weight of 785.0.

Azithromycin tablets contain azithromycin dihydrate equivalent to 600 mg azithromycin. They also contain the following inactive ingredients: dibasic calcium phosphate anhydrous, pregelatinized starch, sodium croscarmellose, magnesium stearate, sodium lauryl sulfate, and an aqueous film coat consisting of hypromellose, titanium dioxide, lactose, and triacetin.

Azithromycin for oral suspension is supplied in a single-dose packet containing azithromycin dihydrate equivalent to 1 g azithromycin. It also contains the following inactive ingredients: colloidal silicon dioxide, sodium phosphate tribasic, anhydrous;

spray dried artificial banana flavor, spray dried artificial cherry flavor, and sucrose.

## 12 CLINICAL PHARMACOLOGY

### 12.1 Mechanism of Action

Azithromycin is a macrolide antibacterial drug. [see *Microbiology* (12.4)]

### 12.2 Pharmacodynamics

Based on animal models of infection, the antibacterial activity of azithromycin appears to correlate with the ratio of area under the concentration-time curve to minimum inhibitory concentration (AUC/MIC) for certain pathogens (*S. pneumoniae* and *S. aureus*).

The principal pharmacokinetic/pharmacodynamic parameter best associated with clinical and microbiological cure has not been elucidated in clinical trials with azithromycin.

#### Cardiac Electrophysiology

QTc interval prolongation was studied in a randomized, placebo-controlled parallel trial in 116 healthy subjects who received either chloroquine (1000 mg) alone or in combination with oral azithromycin (500 mg, 1000 mg, and 1500 mg once daily). Co-administration of azithromycin increased the QTc interval in a dose- and concentration- dependent manner. In comparison to chloroquine alone, the maximum mean (95% upper confidence bound) increases in QTcF were 5 (10) ms, 7 (12) ms and 9 (14) ms with the co-administration of 500 mg, 1000 mg and 1500 mg azithromycin, respectively.

### 12.3 Pharmacokinetics

The pharmacokinetic parameters of azithromycin in plasma after dosing as per labeled recommendations in healthy young adults and asymptomatic HIV-positive adults (age 18-40 years old) are portrayed in the following chart:

**MEAN (CV%) PK PARAMETER**

<b>DOSE/DOSAGE FORM (serum, except as indicated)</b>	<b>Subjects</b>	<b>Day No.</b>	<b>C<sub>max</sub> (mcg/mL)</b>	<b>T<sub>max</sub> (hr)</b>	<b>C<sub>24</sub> (mcg/mL)</b>	<b>AUC (mcg·hr/mL)</b>	<b>T<sub>1/2</sub> (hr)</b>	<b>Urinary Excretion (% of dose)</b>
500 mg/250 mg capsule	12	1	0.41	2.5	0.05	2.6*	-	4.5
and 250 mg on Days 2-5	12	5	0.24	3.2	0.05	2.1*	-	6.5
1200 mg/600 mg tablets	12	1	0.66	2.5	0.074	6.8 <sup>†</sup>	40	-
%CV			(62%)	(79%)	(49%)	(64%)	(33%)	
600 mg tablet/day	7	1	0.33	2.0	0.039	2.4*		
%CV			25%	(50%)	(36%)	(19%)		
	7	22	0.55	2.1	0.14	5.8*	84.5	-

%CV			(18%)	(52%)	(26%)	(25%)		-
600 mg tablet/day (leukocytes)	7	22	252	10.9	146	4763*	82.8	-
%CV			(49%)	(28%)	(33%)	(42%)	-	-

\* AUC<sub>0-24</sub>;

† 0-last.

With a regimen of 500 mg on Day 1 and 250 mg/day on Days 2–5, C<sub>min</sub> and C<sub>max</sub> remained essentially unchanged from Day 2 through Day 5 of therapy. However, without a loading dose, azithromycin C<sub>min</sub> levels required 5 to 7 days to reach steady state.

In asymptomatic HIV-positive adult subjects receiving 600 mg azithromycin tablets once daily for 22 days, steady state azithromycin serum levels were achieved by Day 15 of dosing.

The high values in adults for apparent steady-state volume of distribution (31.1 L/kg) and plasma clearance (630 mL/min) suggest that the prolonged half-life is due to extensive uptake and subsequent release of drug from tissues.

### Absorption

The 1 gram single-dose packet is bioequivalent to four 250 mg azithromycin capsule.

When the oral suspension of azithromycin was administered with food, the C<sub>max</sub> increased by 46% and the AUC by 14%.

The absolute bioavailability of two 600 mg tablets was 34% (CV=56%). Administration of two 600 mg tablets with food increased C<sub>max</sub> by 31% (CV=43%) while the extent of absorption (AUC) was unchanged (mean ratio of AUCs=1.00; CV=55%).

### Distribution

The serum protein binding of azithromycin is variable in the concentration range approximating human exposure, decreasing from 51% at 0.02 µg/mL to 7% at 2 µg/mL.

The antibacterial activity of azithromycin is pH related and appears to be reduced with decreasing pH. However, the extensive distribution of drug to tissues may be relevant to clinical activity.

Azithromycin has been shown to penetrate into tissues in humans, including skin, lung, tonsil, and cervix. Extensive tissue distribution was confirmed by examination of additional tissues and fluids (bone, ejaculum, prostate, ovary, uterus, salpinx, stomach, liver, and gallbladder). As there are no data from adequate and well-controlled studies of azithromycin treatment of infections in these additional body sites, the clinical importance of these tissue concentration data is unknown.

Azithromycin concentrates in phagocytes and fibroblasts as demonstrated by *in vitro* incubation techniques. Using such methodology, the ratio of intracellular to extracellular concentration was >30 after one hr of incubation. *In vivo* studies suggest that concentration in phagocytes may contribute to drug distribution to inflamed tissues.

Following oral administration of a single 1200 mg dose (two 600 mg tablets), the mean maximum concentration in peripheral leukocytes was 140 µg/mL. Concentration

remained above 32 µg/mL, for approximately 60 hr. The mean half-lives for 6 males and 6 females were 34 hr and 57 hr, respectively. Leukocyte-to-plasma  $C_{\max}$  ratios for males and females were 258 ( $\pm 77\%$ ) and 175 ( $\pm 60\%$ ), respectively, and the AUC ratios were 804 ( $\pm 31\%$ ) and 541 ( $\pm 28\%$ ) respectively. The clinical relevance of these findings is unknown.

Following oral administration of multiple daily doses of 600 mg (1 tablet/day) to asymptomatic HIV-positive adults, mean maximum concentration in peripheral leukocytes was 252 µg/mL ( $\pm 49\%$ ). Trough concentrations in peripheral leukocytes at steady-state averaged 146 µg/mL ( $\pm 33\%$ ). The mean leukocyte-to-serum  $C_{\max}$  ratio was 456 ( $\pm 38\%$ ) and the mean leukocyte to serum AUC ratio was 816 ( $\pm 31\%$ ). The clinical relevance of these findings is unknown.

### Metabolism

*In vitro* and *in vivo* studies to assess the metabolism of azithromycin have not been performed.

### Elimination

Plasma concentrations of azithromycin following single 500 mg oral and IV doses declined in a polyphasic pattern resulting in an average terminal half-life of 68 hr. Biliary excretion of azithromycin, predominantly as unchanged drug, is a major route of elimination. Over the course of a week, approximately 6% of the administered dose appears as unchanged drug in urine.

### Specific Populations

#### Patients with Renal Impairment

Azithromycin pharmacokinetics was investigated in 42 adults (21 to 85 years of age) with varying degrees of renal impairment. Following the oral administration of a single 1.0 g dose of azithromycin (4 × 250 mg capsules), the mean  $C_{\max}$  and  $AUC_{0-120}$  increased by 5.1% and 4.2%, respectively, in subjects with GFR 10 to 80 mL/min compared to subjects with normal renal function (GFR >80 mL/min). The mean  $C_{\max}$  and  $AUC_{0-120}$  increased 61% and 35%, respectively, in subjects with end-stage renal disease (GFR <10 mL/min) compared to subjects with normal renal function (GFR >80 mL/min).

#### Patients with Hepatic Impairment

The pharmacokinetics of azithromycin in subjects with hepatic impairment has not been established.

#### Male and Female Patients

There are no significant differences in the disposition of azithromycin between male and female subjects. No dosage adjustment is recommended on the basis of gender.

#### Geriatric Patients

Pharmacokinetic parameters in older volunteers (65 to 85 years old) were similar to those in younger volunteers (18 to 40 years old) for the 5-day therapeutic regimen. Dosage adjustment does not appear to be necessary for older patients with normal renal and hepatic function receiving treatment with this dosage regimen. [see *Geriatric Use* (8.5)]

#### Pediatric Patients



For information regarding the pharmacokinetics of azithromycin for oral suspension in pediatric patients, see the prescribing information for azithromycin for oral suspension 100 mg/5 mL and 200 mg/5 mL bottles.

### *Drug Interaction Studies*

Drug interaction studies were performed with azithromycin and other drugs likely to be co-administered. The effects of co-administration of azithromycin on the pharmacokinetics of other drugs are shown in Table 1 and the effects of other drugs on the pharmacokinetics of azithromycin are shown in Table 2.

Co-administration of azithromycin at therapeutic doses had a modest effect on the pharmacokinetics of the drugs listed in Table 1. No dosage adjustment of drugs listed in Table 1 is recommended when co-administered with azithromycin.

Co-administration of azithromycin with efavirenz or fluconazole had a modest effect on the pharmacokinetics of azithromycin. Nelfinavir significantly increased the  $C_{max}$  and AUC of azithromycin. No dosage adjustment of azithromycin is recommended when administered with drugs listed in Table 2. [see *Drug Interactions (7.3)*]

**Table 1. Drug Interactions: Pharmacokinetic Parameters for Co-administered Drugs in the Presence of Azithromycin**

Co-administered Drug	Dose of Co-administered Drug	Dose of Azithromycin	n	Ratio (with/without azithromycin) of Co-administered Drug Pharmacokinetic Parameters (90% CI); No Effect = 1.00	
				Mean $C_{max}$	Mean AUC
Atorvastatin	10 mg/day for 8 days	500 mg/day orally on days 6–8	12	0.83 (0.63 to 1.08)	1.01 (0.81 to 1.25)
Carbamazepine	200 mg/day for 2 days, then 200 mg twice a day for 18 days	500 mg/day orally for days 16–18	7	0.97 (0.88 to 1.06)	0.96 (0.88 to 1.06)
Cetirizine	20 mg/day for 11 days	500 mg orally on day 7, then 250 mg/day on days 8–11	14	1.03 (0.93 to 1.14)	1.02 (0.92 to 1.13)
Didanosine	200 mg orally twice a day for 21 days	1,200 mg/day orally on days 8–21	6	1.44 (0.85 to 2.43)	1.14 (0.83 to 1.57)
Efavirenz	400 mg/day for 7 days	600 mg orally on day 7	14	1.04*	0.95*

Fluconazole	200 mg orally single dose	1,200 mg orally single dose	18	1.04 (0.98 to 1.11)	1.01 (0.97 to 1.05)
Indinavir	800 mg three times a day for 5 days	1,200 mg orally on day 5	18	0.96 (0.86 to 1.08)	0.90 (0.81 to 1.00)
Midazolam	15 mg orally on day 3	500 mg/day orally for 3 days	12	1.27 (0.89 to 1.81)	1.26 (1.01 to 1.56)
Nelfinavir	750 mg three times a day for 11 days	1,200 mg orally on day 9	14	0.90 (0.81 to 1.01)	0.85 (0.78 to 0.93)
Sildenafil	100 mg on days 1 and 4	500 mg/day orally for 3 days	12	1.16 (0.86 to 1.57)	0.92 (0.75 to 1.12)
Theophylline	4 mg/kg IV on days 1, 11, 25	500 mg orally on day 7, 250 mg/day on days 8-11	10	1.19 (1.02 to 1.40)	1.02 (0.86 to 1.22)
Theophylline	300 mg orally BID × 15 days	500 mg orally on day 6, then 250 mg/day on days 7-10	8	1.09 (0.92 to 1.29)	1.08 (0.89 to 1.31)
Triazolam	0.125 mg on day 2	500 mg orally on day 1, then 250 mg/day on day 2	12	1.06*	1.02*
Trimethoprim/Sulfamethoxazole	160 mg/800 mg/day orally for 7 days	1,200 mg orally on day 7	12	0.85 (0.75 to 0.97)/ 0.90 (0.78 to 1.03)	0.87 (0.80 to 0.95)/ 0.96 (0.88 to 1.03)
Zidovudine	500 mg/day orally for 21 days	600 mg/day orally for 14 days	5	1.12 (0.42 to 3.02)	0.94 (0.52 to 1.70)
Zidovudine	500 mg/day orally for 21 days	1,200 mg/day orally for 14 days	4	1.31 (0.43 to 3.97)	1.30 (0.69 to 2.43)

\* - 90% Confidence interval not reported

**Table 2. Drug Interactions: Pharmacokinetic Parameters for Azithromycin in the Presence of Co-administered Drugs. [see Drug Interactions (7.3)]**

Co-administered Drug	Dose of Co-administered Drug	Dose of Azithromycin	n	Ratio (with/without co-administered drug) of Azithromycin Pharmacokinetic Parameters (90% CI); No Effect = 1.00
----------------------	------------------------------	----------------------	---	---

				<b>Mean C<sub>max</sub></b>	<b>Mean AUC</b>
Efavirenz	400 mg/day for 7 days	600 mg orally on day 7	14	1.22 (1.04 to 1.42)	0.92*
Fluconazole	200 mg orally single dose	1,200 mg orally single dose	18	0.82 (0.66 to 1.02)	1.07 (0.94 to 1.22)
Nelfinavir	750 mg three times a day for 11 days	1,200 mg orally on day 9	14	2.36 (1.77 to 3.15)	2.12 (1.80 to 2.50)

\* - 90% Confidence interval not reported

## 12.4 Microbiology

### Mechanism of Action

Azithromycin acts by binding to the 23S rRNA of the 50S ribosomal subunit of susceptible microorganisms inhibiting bacterial protein synthesis and impeding the assembly of the 50S ribosomal subunit.

### Resistance

The most frequently encountered mechanism of resistance to azithromycin is modification of the 23S rRNA target, most often by methylation. Ribosomal modifications can determine cross resistance to other macrolides, lincosamides, and streptogramin B (MLS<sub>B</sub> phenotype). The mechanism of acquired mutational resistance in isolates of *Mycobacterium avium* complex (i.e., 23S rRNA gene mutation) is the same for both clarithromycin and azithromycin.

### Antimicrobial Activity

Azithromycin has been shown to be active against the following microorganisms, both *in vitro* and in clinical infections. [see *Indications and Usage (1)*]

#### **Mycobacteria**

*Mycobacterium avium* complex (MAC) consisting of:  
*Mycobacterium avium*  
*Mycobacterium intracellulare*

#### **Other Microorganisms**

*Chlamydia trachomatis*

### Susceptibility Testing

For specific information regarding susceptibility test interpretive criteria and associated test methods and quality control standards recognized by FDA for this drug, please see: <https://www.fda.gov/STIC>.

## 13 NONCLINICAL TOXICOLOGY

### 13.1 Carcinogenesis, Mutagenesis, Impairment of Fertility

Long-term studies in animals have not been performed to evaluate carcinogenic

potential. Azithromycin has shown no mutagenic potential in standard laboratory tests: mouse lymphoma assay, human lymphocyte clastogenic assay, and mouse bone marrow clastogenic assay. In fertility studies conducted in male and female rats, oral administration of azithromycin for 64 to 66 days (males) or 15 days (females) prior to and during cohabitation resulted in decreased pregnancy rate at 20 and 30 mg/kg/day when both males and females were treated with azithromycin. This minimal effect on pregnancy rate (approximately 12% reduction compared to concurrent controls) did not become more pronounced when the dose was increased from 20 to 30 mg/kg/day (approximately 0.3 to 0.5 times the adult human daily dose of 600 mg based on body surface area) and it was not observed when only one animal in the mated pair was treated. There were no effects on any other reproductive parameters, and there were no effects on fertility at 10 mg/kg/day. The relevance of these findings to patients being treated with azithromycin at the doses and durations recommended in the prescribing information is uncertain.

### **13.2 Animal Toxicology**

Phospholipidosis (intracellular phospholipid accumulation) has been observed in some tissues of mice, rats, and dogs given multiple doses of azithromycin. It has been demonstrated in numerous organ systems (e.g., eye, dorsal root ganglia, liver, gallbladder, kidney, spleen, and/or pancreas) in dogs and rats treated with azithromycin at doses which, expressed on the basis of body surface area, are similar to or less than the highest recommended adult human dose. This effect has been shown to be reversible after cessation of azithromycin treatment. Based on the pharmacokinetic data, phospholipidosis has been seen in the rat (50 mg/kg/day dose) at the observed maximal plasma concentration of 1.3 mcg/mL (1.6 times the observed  $C_{max}$  of 0.821 mcg/mL at the adult dose of 2 g.) Similarly, it has been shown in the dog (10 mg/kg/day dose) at the observed maximal serum concentration of 1 mcg/mL (1.2 times the observed  $C_{max}$  of 0.821 mcg/mL at the adult dose of 2 g).

Phospholipidosis was also observed in neonatal rats dosed for 18 days at 30 mg/kg/day, which is less than the pediatric dose of 60 mg/kg based on the surface area. It was not observed in neonatal rats treated for 10 days at 40 mg/kg/day with mean maximal serum concentrations of 1.86 mcg/mL, approximately 1.5 times the  $C_{max}$  of 1.27 mcg/mL at the pediatric dose. Phospholipidosis has been observed in neonatal dogs (10 mg/kg/day) at maximum mean whole blood concentrations of 3.54 mcg/mL, approximately 3 times the pediatric dose  $C_{max}$ .

The significance of the finding for animals and for humans is unknown.

## **14 CLINICAL STUDIES**

### **14.1 Clinical Studies in Patients with Advanced HIV Infection for the Prevention and Treatment of Disease Due to Disseminated *Mycobacterium avium* Complex (MAC)**

*[see Indications and Usage (1)]*

#### Prevention of Disseminated MAC Disease

Two randomized, double-blind clinical trials were performed in patients with CD4 counts <100 cells/ $\mu$ L. The first trial (Study 155) compared azithromycin (1200 mg once weekly)

to placebo and enrolled 182 patients with a mean CD4 count of 35 cells/mcgL. The second trial (Study 174) randomized 723 patients to either azithromycin (1200 mg once weekly), rifabutin (300 mg daily), or the combination of both. The mean CD4 count was 51 cells/mcgL. The primary endpoint in these trials was disseminated MAC disease. Other endpoints included the incidence of clinically significant MAC disease and discontinuations from therapy for drug-related side effects.

### MAC bacteremia

In Study 155, 85 patients randomized to receive azithromycin and 89 patients randomized to receive placebo met the entrance criteria. Cumulative incidences at 6, 12, and 18 months of the possible outcomes are in the following table:

<b>Cumulative Incidence Rate, %: Placebo (n=89)</b>				
<b>Month</b>	<b>MAC Free and Alive</b>	<b>MAC</b>	<b>Adverse Experience</b>	<b>Lost to Follow-up</b>
6	69.7	13.5	6.7	10.1
12	47.2	19.1	15.7	18.0
18	37.1	22.5	18.0	22.5
<b>Cumulative Incidence Rate, %: Azithromycin (n=85)</b>				
<b>Month</b>	<b>MAC Free and Alive</b>	<b>MAC</b>	<b>Adverse Experience</b>	<b>Lost to Follow-up</b>
6	84.7	3.5	9.4	2.4
12	63.5	8.2	16.5	11.8
18	44.7	11.8	25.9	17.6

The difference in the one-year cumulative incidence rates of disseminated MAC disease (placebo - azithromycin) is 10.9%. This difference is statistically significant ( $p=0.037$ ) with a 95% confidence interval for this difference of 0.8%, 20.9%. The comparable number of patients experiencing adverse events and the fewer number of patients lost to follow-up on azithromycin should be taken into account when interpreting the significance of this difference.

In Study 174, 223 patients randomized to receive rifabutin, 223 patients randomized to receive azithromycin, and 218 patients randomized to receive both rifabutin and azithromycin met the entrance criteria. Cumulative incidences at 6, 12, and 18 months of the possible outcomes are recorded in the following table:

<b>Cumulative Incidence Rate, %: Rifabutin (n=223)</b>				
<b>Month</b>	<b>MAC Free and Alive</b>	<b>MAC</b>	<b>Adverse Experience</b>	<b>Lost to Follow-up</b>
6	83.4	7.2	8.1	1.3
12	60.1	15.2	16.1	8.5
18	40.8	21.5	24.2	13.5
<b>Cumulative Incidence Rate, %: Azithromycin (n=223)</b>				
<b>Month</b>	<b>MAC Free and Alive</b>	<b>MAC</b>	<b>Adverse Experience</b>	<b>Lost to Follow-up</b>
6	85.2	3.6	5.8	5.4

12	65.5	7.6	16.1	10.8
18	45.3	12.1	23.8	18.8
<b>Cumulative Incidence Rate, %: Azithromycin/Rifabutin Combination (n=218)</b>				
<b>Month</b>	<b>MAC Free and Alive</b>	<b>MAC</b>	<b>Adverse Experience</b>	<b>Lost to Follow-up</b>
6	89.4	1.8	5.5	3.2
12	71.6	2.8	15.1	10.6
18	49.1	6.4	29.4	15.1

Comparing the cumulative one-year incidence rates, azithromycin monotherapy is at least as effective as rifabutin monotherapy. The difference (rifabutin – azithromycin) in the one-year rates (7.6%) is statistically significant ( $p=0.022$ ) with an adjusted 95% confidence interval (0.9%, 14.3%). Additionally, azithromycin/rifabutin combination therapy is more effective than rifabutin alone. The difference (rifabutin – azithromycin/rifabutin) in the cumulative one-year incidence rates (12.5%) is statistically significant ( $p<0.001$ ) with an adjusted 95% confidence interval of 6.6%, 18.4%. The comparable number of patients experiencing adverse events and the fewer number of patients lost to follow-up on rifabutin should be taken into account when interpreting the significance of this difference.

In Study 174, sensitivity testing<sup>1</sup> was performed on all available MAC isolates from subjects randomized to either azithromycin, rifabutin, or the combination. The distribution of MIC values for azithromycin from susceptibility testing of the breakthrough isolates was similar between trial arms. As the efficacy of azithromycin in the treatment of disseminated MAC has not been established, the clinical relevance of these *in vitro* MICs as an indicator of susceptibility or resistance is not known.

#### Clinically Significant Disseminated MAC Disease

In association with the decreased incidence of bacteremia, patients in the groups randomized to either azithromycin alone or azithromycin in combination with rifabutin showed reductions in the signs and symptoms of disseminated MAC disease, including fever or night sweats, weight loss, and anemia.

#### Discontinuations from Therapy for Drug-Related Side Effects

In Study 155, discontinuations for drug-related toxicity occurred in 8.2% of subjects treated with azithromycin and 2.3% of those given placebo ( $p=0.121$ ). In Study 174, more subjects discontinued from the combination of azithromycin and rifabutin (22.7%) than from azithromycin alone (13.5%;  $p=0.026$ ) or rifabutin alone (15.9%;  $p=0.209$ ).

#### Safety

As these patients with advanced HIV disease were taking multiple concomitant medications and experienced a variety of intercurrent illnesses, it was often difficult to attribute adverse reactions to study medication. Overall, the nature of adverse reactions seen on the weekly dosage regimen of azithromycin over a period of approximately one year in patients with advanced HIV disease were similar to that previously reported for shorter course therapies.

### **INCIDENCE OF ONE OR MORE TREATMENT-RELATED\* ADVERSE REACTIONS† IN HIV INFECTED PATIENTS RECEIVING PROPHYLAXIS FOR DISSEMINATED MAC**

## OVER APPROXIMATELY 1 YEAR

	Study 155		Study 174		
	Placebo (N=91)	Azithromycin 1200 mg weekly (N=89)	Azithromycin 1200 mg weekly (N=233)	Rifabutin 300 mg daily (N=236)	Azithromycin + Rifabutin (N=224)
Mean Duration of Therapy (days)	303.8	402.9	315	296.1	344.4
Discontinuation of Therapy	2.3	8.2	13.5	15.9	22.7
<b>Autonomic Nervous System</b>					
Mouth Dry	0	0	0	3.0	2.7
<b>Central Nervous System</b>					
Dizziness	0	1.1	3.9	1.7	0.4
Headache	0	0	3.0	5.5	4.5
<b>Gastrointestinal</b>					
Diarrhea	15.4	52.8	50.2	19.1	50.9
Loose Stools	6.6	19.1	12.9	3.0	9.4
Abdominal Pain	6.6	27	32.2	12.3	31.7
Dyspepsia	1.1	9	4.7	1.7	1.8
Flatulence	4.4	9	10.7	5.1	5.8
Nausea	11	32.6	27.0	16.5	28.1
Vomiting	1.1	6.7	9.0	3.8	5.8
<b>General</b>					
Fever	1.1	0	2.1	4.2	4.9
Fatigue	0	2.2	3.9	2.1	3.1
Malaise	0	1.1	0.4	0	2.2
<b>Musculoskeletal</b>					
Arthralgia	0	0	3.0	4.2	7.1
<b>Psychiatric</b>					
Anorexia	1.1	0	2.1	2.1	3.1
<b>Skin &amp; Appendages</b>					
Pruritus	3.3	0	3.9	3.4	7.6
Rash	3.2	3.4	8.1	9.4	11.1
Skin discoloration	0	0	0	2.1	2.2
<b>Special Senses</b>					
Tinnitus	4.4	3.4	0.9	1.3	0.9
Hearing Decreased	2.2	1.1	0.9	0.4	0
Uveitis	0	0	0.4	1.3	1.8
Taste Perversion	0	0	1.3	2.5	1.3

\* Includes those reactions considered possibly or probably related to study drug

† >2% adverse reaction rates for any group (except uveitis)

Adverse reactions related to the gastrointestinal tract were seen more frequently in

patients receiving azithromycin than in those receiving placebo or rifabutin. In Study 174, 86% of diarrheal episodes were mild to moderate in nature with discontinuation of therapy for this reason occurring in only 9/233 (3.8%) of patients.

### Changes in Laboratory Values

In these immunocompromised patients with advanced HIV infection, it was necessary to assess laboratory abnormalities developing on trial with additional criteria if baseline values were outside the relevant normal range.

### **PROPHYLAXIS AGAINST DISSEMINATED MAC ABNORMAL LABORATORY VALUES\***

		<b>Placebo</b>	<b>Azithromycin 1200 mg weekly</b>	<b>Rifabutin 300 mg daily</b>	<b>Azithromycin &amp; Rifabutin</b>
Hemoglobin <8 g/dL		1/51 2%	4/170 2%	4/114 4%	8/107 8%
Platelet Count <50 × 10 <sup>3</sup> /mm <sup>3</sup>		1/71 1%	4/260 2%	2/182 1%	6/181 3%
WBC Count <1 × 10 <sup>3</sup> /mm <sup>3</sup>		0/8 0%	2/70 3%	2/47 4%	0/43 0%
Neutrophils <500/mm <sup>3</sup>		0/26 0%	4/106 4%	3/82 4%	2/78 3%
SGOT >5 × ULN <sup>†</sup>		1/41 2%	8/158 5%	3/121 3%	6/114 5%
SGPT >5 × ULN		0/49 0%	8/166 5%	3/130 2%	5/117 4%
Alk Phos >5 × ULN		1/80 1%	4/247 2%	2/172 1%	3/164 2%

\* excludes subjects outside of the relevant normal range at baseline

† Upper Limit of Normal

### Treatment of Disseminated MAC Disease

One randomized, double-blind clinical trial (Study 189) was performed in patients with disseminated MAC. In this trial, 246 HIV-infected patients with disseminated MAC received either azithromycin 250 mg daily (N=65), azithromycin 600 mg daily (N=91), or clarithromycin 500 mg twice a day (N=90), each administered with ethambutol 15 mg/kg daily, for 24 weeks. Blood cultures and clinical assessments were performed every 3 weeks through week 12 and monthly thereafter through week 24. After week 24, patients were switched to any open-label therapy at the discretion of the investigator and followed every 3 months through the last follow-up visit of the trial. Patients were followed from the baseline visit for a period of up to 3.7 years (median: 9 months). MAC isolates recovered during treatment or post-treatment were obtained whenever possible.

The primary endpoint was sterilization by week 24. Sterilization was based on data from the central laboratory, and was defined as two consecutive observed negative blood cultures for MAC, independent of missing culture data between the two negative observations. Analyses were performed on all randomized patients who had a positive baseline culture for MAC.

The azithromycin 250 mg arm was discontinued after an interim analysis at 12 weeks showed a significantly lower clearance of bacteremia compared to clarithromycin 500 mg twice a day. Efficacy results for the azithromycin 600 mg daily and clarithromycin 500 mg twice a day treatment regimens are described in the following table:



## RESPONSE TO THERAPY OF PATIENTS TAKING ETHAMBUTOL AND EITHER AZITHROMYCIN 600 MG DAILY OR CLARITHROMYCIN 500 MG TWICE A DAY

	<b>Azithromycin 600 mg daily</b>	<b>Clarithromycin 500 mg twice a day</b>	<b>*95.1% CI on difference</b>
Patients with positive culture at baseline	68	57	
Week 24			
Two consecutive negative blood cultures <sup>†</sup>	31/68 (46%)	32/57 (56%)	[-28, 7]
Mortality	16/68 (24%)	15/57 (26%)	[-18, 13]

\* [95% confidence interval] on difference in rates (azithromycin-clarithromycin)

† Primary endpoint

The primary endpoint, rate of sterilization of blood cultures (two consecutive negative cultures) at 24 weeks, was lower in the azithromycin 600 mg daily group than in the clarithromycin 500 mg twice a day group.

### *Sterilization by Baseline Colony Count*

Within both treatment groups, the sterilization rates at week 24 decreased as the range of MAC cfu/mL increased.

	<b>Azithromycin 600 mg (N=68)</b>	<b>Clarithromycin 500 mg twice a day (N=57)</b>
<b>groups stratified by MAC colony counts at baseline</b>	<b>no. (%) subjects in stratified group sterile at week 24</b>	<b>no. (%) subjects in stratified group sterile at week 24</b>
≤10 cfu/mL	10/15 (66.7%)	12/17 (70.6%)
11-100 cfu/mL	13/28 (46.4%)	13/19 (68.4%)
101-1,000 cfu/mL	7/19 (36.8%)	5/13 (38.5%)
1,001-10,000 cfu/mL	1/5 (20.0%)	1/5 (20%)
>10,000 cfu/mL	0/1 (0.0%)	1/3 (33.3%)

### *Susceptibility Pattern of MAC Isolates*

Susceptibility testing was performed on MAC isolates recovered at baseline, at the time of breakthrough on therapy or during post-therapy follow-up. The T100 radiometric broth method was employed to determine azithromycin and clarithromycin MIC values. Azithromycin MIC values ranged from <4 to >256 µg/mL and clarithromycin MICs ranged from <1 to >32 µg/mL. The individual MAC susceptibility results demonstrated that azithromycin MIC values could be 4 to 32-fold higher than clarithromycin MIC values.

During treatment and post-treatment follow-up for up to 3.7 years (median: 9 months) in Study 189, a total of 6/68 (9%) and 6/57 (11%) of the patients randomized to azithromycin 600 mg daily and clarithromycin 500 mg twice a day respectively, developed MAC blood culture isolates that had a sharp increase in MIC values. All twelve MAC isolates had azithromycin MICs ≥256 µg/mL and clarithromycin MICs >32 µg/mL.

These high MIC values suggest development of drug resistance. However, at this time, specific breakpoints for separating susceptible and resistant MAC isolates have not been established for either macrolide.

## 15 REFERENCES

1. Griffith DE, Aksamit T, Brown-Elliott BA, et al. An official ATS/IDSA statement: Diagnosis, treatment, and prevention of nontuberculous mycobacterial diseases. *Am J Respir Crit Care Med.* 2007; 175:367-416.

## 16 HOW SUPPLIED/STORAGE AND HANDLING

Azithromycin 600 mg tablets (engraved on front with "G" and on back with "3080") are supplied as white, modified oval-shaped, film-coated tablets containing azithromycin dihydrate equivalent to 600 mg azithromycin. These are packaged in bottles of 30 tablets. Azithromycin tablets are supplied as follows:

Bottles of 30	NDC 59762-3080-1
---------------	------------------

Tablets should be stored at or below 30°C (86°F).

Azithromycin for oral suspension is supplied in single-dose packets containing azithromycin dihydrate equivalent to 1 gram of azithromycin as follows:

Boxes of 10 single-dose packets (1 g)	NDC 59762-3051-1
Boxes of 3 single-dose packets (1 g)	NDC 59762-3051-2

Store single-dose packets below 30°C (86°F).

## 17 PATIENT COUNSELING INFORMATION

Azithromycin tablets may be taken with or without food. However, increased tolerability has been observed when tablets are taken with food.

Azithromycin for oral suspension in single 1 g packets can be taken with or without food after constitution.

Patients should also be cautioned not to take aluminum- and magnesium-containing antacids and azithromycin simultaneously.

The patient should be directed to discontinue azithromycin immediately and contact a physician if any signs of an allergic reaction occur.

Direct parents or caregivers to contact their physician if vomiting and irritability with feeding occurs in the infant.

Patients should be counseled that antibacterial drugs, including azithromycin, should

only be used to treat bacterial infections. They do not treat viral infections (e.g., the common cold). When azithromycin is prescribed to treat bacterial infection, patients should be told that although it is common to feel better early in the course of therapy, the medication should be taken exactly as directed. Skipping doses or not completing the full course of therapy may (1) decrease the effectiveness of the immediate treatment and (2) increase the likelihood that bacteria will develop resistance and will not be treatable by azithromycin or other antibacterial drugs in the future.

Diarrhea is a common problem caused by antibacterial which usually ends when the antibiotic is discontinued. Sometimes after starting treatment with antibacterials, patients can develop watery and bloody stools (with or without stomach cramps and fever) even as late as two or more months after having taken the last dose of the antibacterial. If this occurs, patients should contact their physician as soon as possible.

This product's label may have been updated. For current full prescribing information, please visit [www.greenstonellc.com](http://www.greenstonellc.com).



**GREENSTONE® BRAND**

*Distributed by:*

---

**Greenstone LLC**

Peapack, NJ 07977

LAB-0302-19.0

**PRINCIPAL DISPLAY PANEL - 30 Tablet Bottle Label**

**NDC 59762-3080-1**

**30 Tablets**

**GREENSTONE® BRAND**

**azithromycin  
tablets**

**600 mg\***

**Rx only  
6491**



**PRINCIPAL DISPLAY PANEL - 1 g Packet**

**NDC 59762-3051-5**  
**Single Dose Packet**

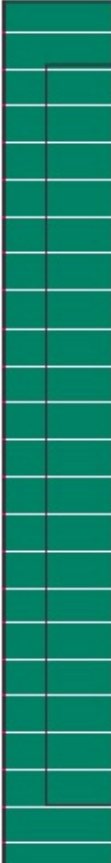


**GREENSTONE® BRAND**

**azithromycin**  
**for oral suspension**

**1 g\***

for oral administration

**Rx only**

	<p><b>NDC 59762-3051-5</b>  <b>Single Dose Packet</b></p> <p><b>GREENSTONE® BRAND</b></p> <p><b>azithromycin</b>  <b>for oral suspension</b></p> <p><b>1 g*</b></p> <p>for oral administration</p> <p><b>R<sub>x</sub> only</b></p>	<p><b>Store below 30°C (86°F).</b></p> <p><b>DOSAGE AND USE</b>  The entire contents of the packet should be mixed thoroughly with 2 ounces (approximately 60 mL) of water. Drink the entire contents immediately; add an additional 2 ounces of water; mix; and drink to assure complete consumption of dosage.</p> <p>Can be taken with or without food.</p> <p>Please see accompanying prescribing information.</p> <p>*Each packet contains azithromycin dihydrate equivalent to 1 g of azithromycin.</p> <p> Distributed by:  <b>Greenstone LLC</b>  Peapack, NJ 07977</p> <p>LOT / EXP</p> <div style="border: 1px solid black; padding: 5px; display: inline-block;"> XXXXXXXX  dd/mm/yy </div> <div style="text-align: right;">   (01) 10359762305159 </div>
	51742748	

## PRINCIPAL DISPLAY PANEL - 3 x 1 g Packet Box

**NDC 59762-3051-2**

**3 Single Dose Packets**

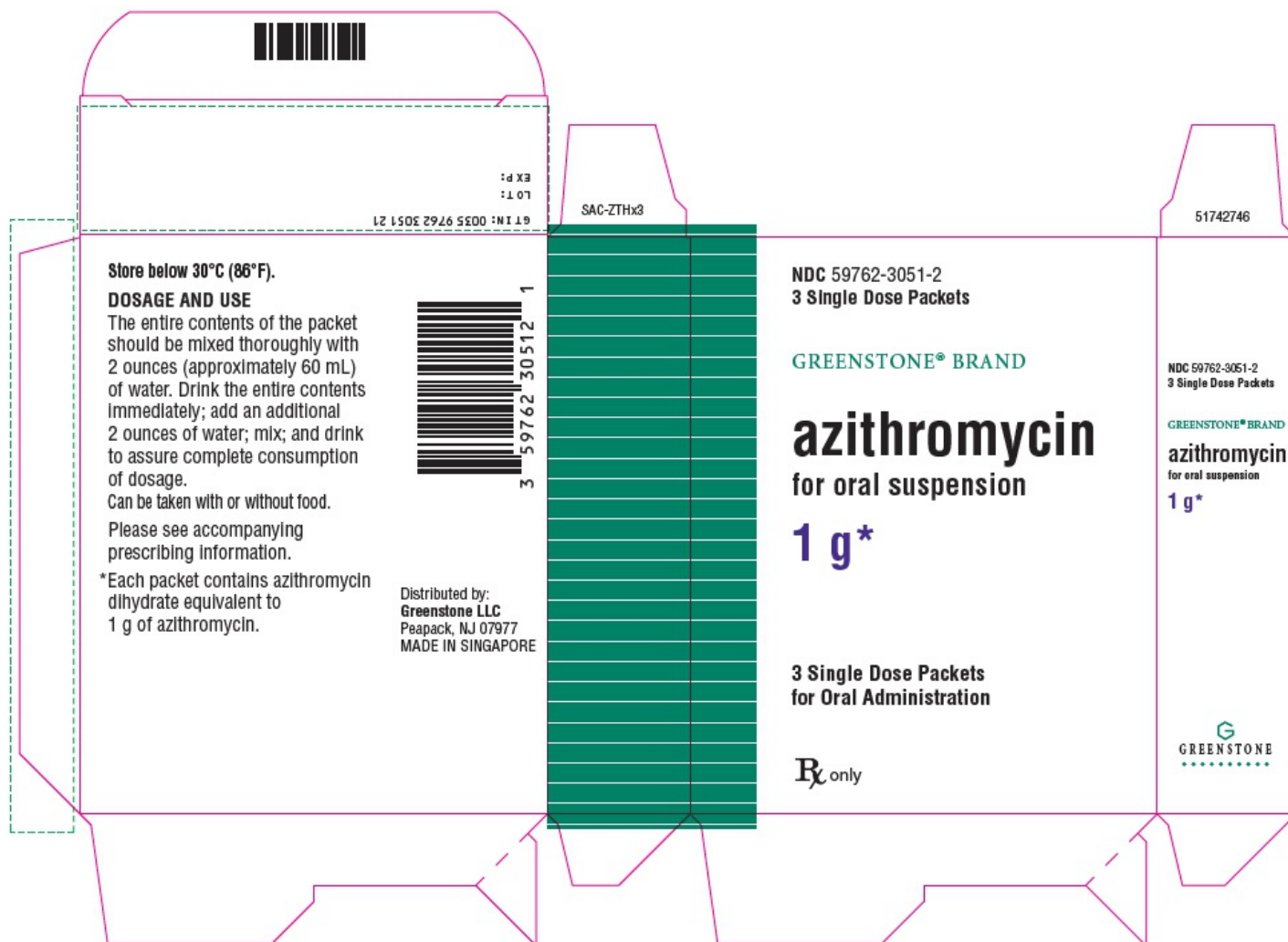
**GREENSTONE® BRAND**

**azithromycin**  
**for oral suspension**

**1 g\***

**3 Single Dose Packets**  
**for Oral Administration**

**Rx only**



## AZITHROMYCIN

azithromycin tablet, film coated

### Product Information

Product Type	HUMAN PRESCRIPTION DRUG	Item Code (Source)	NDC:59762-3080
Route of Administration	ORAL		

### Active Ingredient/Active Moiety

Ingredient Name	Basis of Strength	Strength
<b>AZITHROMYCIN DIHYDRATE</b> (UNII: 5FD1131I7S) (AZITHROMYCIN ANHYDROUS - UNII:J2KLZ20U1M)	AZITHROMYCIN ANHYDROUS	600 mg

### Inactive Ingredients

Ingredient Name	Strength
<b>ANHYDROUS DIBASIC CALCIUM PHOSPHATE</b> (UNII: L11K75P92J)	
<b>CROSCARMELLOSE SODIUM</b> (UNII: M28OL1HH48)	
<b>MAGNESIUM STEARATE</b> (UNII: 70097M6I30)	
<b>SODIUM LAURYL SULFATE</b> (UNII: 368GB5141J)	

<b>HYPROMELLOSE, UNSPECIFIED</b> (UNII: 3NXW29V3WO)	
<b>TITANIUM DIOXIDE</b> (UNII: 15FIX9V2JP)	
<b>LACTOSE, UNSPECIFIED FORM</b> (UNII: J2B2A4N98G)	
<b>TRIACETIN</b> (UNII: XHX3C3X673)	

### Product Characteristics

<b>Color</b>	WHITE	<b>Score</b>	no score
<b>Shape</b>	OVAL (modified)	<b>Size</b>	19mm
<b>Flavor</b>		<b>Imprint Code</b>	G;3080
<b>Contains</b>			

### Packaging

#	Item Code	Package Description	Marketing Start Date	Marketing End Date
1	NDC:59762-3080-1	30 in 1 BOTTLE; Type 0: Not a Combination Product	06/12/1996	11/30/2018

### Marketing Information

Marketing Category	Application Number or Monograph Citation	Marketing Start Date	Marketing End Date
NDA AUTHORIZED GENERIC	NDA050730	06/12/1996	11/30/2018

## AZITHROMYCIN

azithromycin powder, for suspension

### Product Information

<b>Product Type</b>	HUMAN PRESCRIPTION DRUG	<b>Item Code (Source)</b>	NDC:59762-3051
<b>Route of Administration</b>	ORAL		

### Active Ingredient/Active Moiety

Ingredient Name	Basis of Strength	Strength
<b>AZITHROMYCIN DIHYDRATE</b> (UNII: 5FD1131I7S) (AZITHROMYCIN ANHYDROUS - UNII:J2KLZ20U1M)	AZITHROMYCIN ANHYDROUS	1 g

### Inactive Ingredients

Ingredient Name	Strength
<b>SILICON DIOXIDE</b> (UNII: ETJ7Z6XBU4)	
<b>SODIUM PHOSPHATE, TRIBASIC, ANHYDROUS</b> (UNII: SX01TZO3QZ)	
<b>SUCROSE</b> (UNII: C151H8M554)	

Product Characteristics				
Color			Score	
Shape			Size	
Flavor		CHERRY, BANANA	Imprint Code	
Contains				

Packaging				
#	Item Code	Package Description	Marketing Start Date	Marketing End Date
1	NDC:59762-3051-2	3 in 1 BOX	02/12/1999	
1	NDC:59762-3051-5	1 in 1 PACKET; Type 0: Not a Combination Product		
2	NDC:59762-3051-1	10 in 1 BOX	02/12/1999	
2	NDC:59762-3051-5	1 in 1 PACKET; Type 0: Not a Combination Product		

Marketing Information			
Marketing Category	Application Number or Monograph Citation	Marketing Start Date	Marketing End Date
NDA AUTHORIZED GENERIC	NDA050693	02/12/1999	

**Labeler -** Greenstone LLC (825560733)

**Registrant -** Pfizer Inc (113480771)

Establishment			
Name	Address	ID/FEI	Business Operations
Pfizer Ireland Pharmaceuticals		985052076	ANALYSIS(59762-3051, 59762-3080) , API MANUFACTURE(59762-3051, 59762-3080)

Establishment			
Name	Address	ID/FEI	Business Operations
Pfizer Inc		943955690	ANALYSIS(59762-3051, 59762-3080)

Establishment			
Name	Address	ID/FEI	Business Operations
Pfizer Asia Manufacturing Pte Ltd		936889401	API MANUFACTURE(59762-3080, 59762-3051) , ANALYSIS(59762-3080, 59762-3051)