

LIDOCAINE HYDROCHLORIDE- lidocaine hydrochloride injection, solution
Hospira, Inc.

**LIDOCAINE
HYDROCHLORIDE
INJECTION, USP**

***AQUEOUS SOLUTIONS FOR
ACUTE MANAGEMENT OF
VENTRICULAR ARRHYTHMIAS***

Ansyr® Plastic Syringe

LifeShield® Abboject® Syringe

Rx only

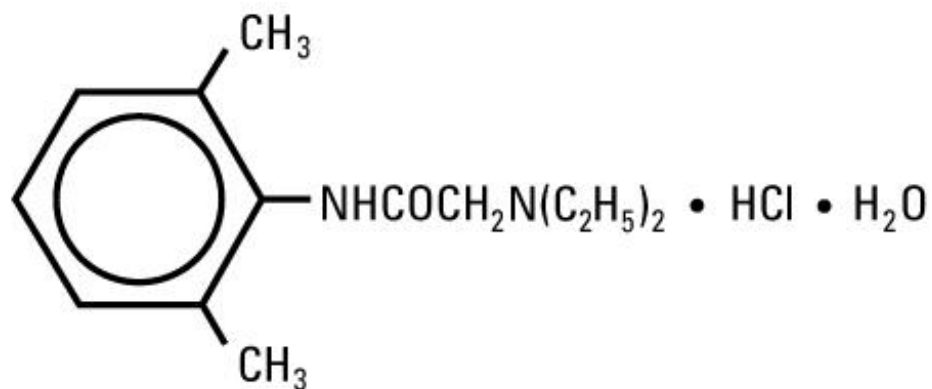
DESCRIPTION

Lidocaine Hydrochloride Injection, USP is a sterile, nonpyrogenic solution of an antiarrhythmic agent administered intravenously by either direct injection or continuous infusion. It is available in various concentrations with the following characteristics:

Volume (Total Lidocaine HCl)	Lidocaine Hydrochloride (mg/mL)	pH
For Direct Intravenous Injection:		
5 mL (100 mg)	20	5.0 to 7.0
Single-dose:		
5 mL (50 mg)	10	5.0 to 7.0

May contain sodium hydroxide and/or hydrochloric acid for pH adjustment. Injections containing 10 mg/mL (1%) contain sodium chloride 7 mg and injections containing 20 mg/mL (2%) lidocaine hydrochloride contain sodium chloride 6 mg to adjust tonicity. Single-dose solutions contain no preservative and unused portions must be discarded after use.

Lidocaine Hydrochloride, USP is chemically designated 2-(Diethylamino)-2',6'-acetoxylidide monohydrochloride monohydrate, a white powder freely soluble in water. The molecular formula is C₁₄H₂₂N₂O • HCl • H₂O. The molecular weight is 288.82. It has the following structural formula:



The semi-rigid vial used for the plastic vials is fabricated from a specially formulated polyolefin. It is a copolymer of ethylene and propylene. The safety of the plastic has been confirmed by tests in animals according to USP biological standards for plastic containers. The container requires no vapor barrier to maintain the proper drug concentration.

The plastic syringe is molded from a specially formulated polypropylene. Water permeates from inside the container at an extremely slow rate which will have an insignificant effect on solution concentration over the expected shelf life. Solutions in contact with the plastic container may leach out certain chemical components from the plastic in very small amounts; however, biological testing was supportive of the safety of the syringe material.

CLINICAL PHARMACOLOGY

Mechanism of Action and Electrophysiology:

Studies of the effects of therapeutic concentrations of lidocaine on the electrophysiological properties of mammalian Purkinje fibers have shown that lidocaine attenuates phase 4 diastolic depolarization, decreases automaticity and causes a decrease or no change in excitability and membrane responsiveness. Action potential duration and effective refractory period of Purkinje fibers are decreased while the ratio of effective refractory period to action potential duration is increased. Action potential duration and effective refractory period of ventricular muscle are also decreased. Effective refractory period of the AV node may increase, decrease or remain unchanged and atrial effective refractory period is unchanged. Lidocaine raises the ventricular fibrillation threshold. No significant interactions between lidocaine and the autonomic nervous system have been described and consequently lidocaine has little or no effect on autonomic tone.

Clinical electrophysiological studies with lidocaine have demonstrated no change in sinus node recovery time or sinoatrial conduction time. AV nodal conduction time is unchanged or shortened and His-Purkinje conduction time is unchanged.

Hemodynamics:

At therapeutic doses, lidocaine has minimal hemodynamic effects in normal subjects and in patients with heart disease. Lidocaine has been shown to cause no, or minimal decrease in ventricular contractility, cardiac output, arterial pressure or heart rate.

Pharmacokinetics and Metabolism:

Lidocaine is rapidly metabolized by the liver and less than 10% of a dose is excreted unchanged in the urine. Oxidative N-dealkylation, a major pathway of metabolism, results in the metabolites monoethylglycinexylidide and glycinexylidide. The pharmacological/toxicological activities of these metabolites are similar to but less potent than lidocaine. The primary metabolite in urine is a conjugate of 4-hydroxy-2, 6-dimethylaniline.

The elimination half-life of lidocaine following an intravenous bolus injection is typically 1.5 to 2 hours. There are data that indicate that the half-life may be 3 hours or longer following infusions of greater than 24 hours.

Because of the rapid rate at which lidocaine is metabolized, any condition that alters liver function, including changes in liver blood flow, which could result from severe congestive heart failure or shock may alter lidocaine kinetics. The half-life may be two-fold or more greater in patients with liver dysfunction. Renal dysfunction does not affect lidocaine kinetics, but may increase the accumulation of metabolites.

Therapeutic effects of lidocaine are generally associated with plasma levels of 6 to 25 $\mu\text{mole/L}$ (1.5 to 6 mcg free base per mL). The blood to plasma distribution ratio is approximately 0.84. Objective adverse manifestations become increasingly apparent with increasing plasma levels above 6 mcg free base per mL.

The plasma protein binding of lidocaine is dependent on drug concentration and the fraction bound decreases with increasing concentration. At concentrations of 1 to 4 mcg free base per mL, 60 to 80 percent of lidocaine is protein bound. In addition to lidocaine concentration, the binding is dependent on the plasma concentration of the α -1-acid glycoprotein.

Lidocaine readily crosses the placental and blood-brain barriers. Dialysis has negligible effects on the kinetics of lidocaine.

INDICATIONS AND USAGE

Lidocaine hydrochloride injection administered intravenously or intramuscularly, is specifically indicated in the acute management of ventricular arrhythmias such as those occurring in relation to acute myocardial infarction, or during cardiac manipulation, such as cardiac surgery.

CONTRAINDICATIONS

Lidocaine hydrochloride is contraindicated in patients with a known history of hypersensitivity to local anesthetics of the amide type. Lidocaine hydrochloride should not be used in patients with Stokes-Adams syndrome, Wolff-Parkinson-White syndrome or with severe degrees of sinoatrial, atrioventricular or intraventricular block in the absence of an artificial pacemaker.

WARNINGS

IN ORDER TO MANAGE POSSIBLE ADVERSE REACTIONS, RESUSCITATIVE EQUIPMENT, OXYGEN AND OTHER RESUSCITATIVE DRUGS SHOULD BE IMMEDIATELY AVAILABLE WHEN LIDOCAINE HYDROCHLORIDE INJECTION IS USED.

Systemic toxicity may result in manifestations of central nervous system depression (sedation) or irritability (twitching), which may progress to frank convulsions accompanied by respiratory depression and/or arrest. Early recognition of premonitory signs, assurance of adequate oxygenation and, where necessary, establishment of artificial airway with ventilatory support are essential to management of this problem. Should convulsions persist despite ventilatory therapy with oxygen, *small* increments of anticonvulsant drugs may be used intravenously. Examples of such agents include benzodiazepines (e.g., diazepam), ultrashort-acting barbiturates (e.g., thiopental or thiamylal) or a short-acting barbiturate (e.g., pentobarbital or secobarbital). If the patient is under anesthesia, a short-acting muscle relaxant (e.g., succinylcholine) may be used. Longer acting drugs should be used only when recurrent convulsions are evidenced.

Should circulatory depression occur, vasopressors may be used.

Constant electrocardiographic monitoring is essential to the proper administration of lidocaine hydrochloride. Signs of excessive depression of cardiac electrical activity such as sinus node dysfunction, prolongation of the P-R interval and QRS complex or the appearance or aggravation of arrhythmias, should be followed by flow adjustment and, if necessary, prompt cessation of the intravenous infusion of this agent. Occasionally, acceleration of ventricular rate may occur when lidocaine hydrochloride is administered to patients with atrial flutter or fibrillation.

PRECAUTIONS

1. General:

Caution should be employed in the use of lidocaine hydrochloride in patients with severe liver or kidney disease because accumulation of the drug or metabolites may occur.

Lidocaine Hydrochloride Injection, USP should be used with caution in the treatment of patients with hypovolemia, severe congestive heart failure, shock and all forms of heart block. In patients with sinus bradycardia or incomplete heart block, the administration of lidocaine hydrochloride intravenously for the elimination of ventricular ectopic beats without prior acceleration in heart rate (e.g., by atropine, isoproterenol or electric pacing) may promote more frequent and serious ventricular arrhythmias or complete heart block (see **CONTRAINDICATIONS**).

Dosage should be reduced for pediatric patients and for debilitated and/or elderly patients, commensurate with their age and physical status.

The safety of amide local anesthetic agents in patients with genetic predisposition of malignant hyperthermia has not been fully assessed; therefore, lidocaine should be used with caution in such patients.

In hospital environments where drugs known to be triggering agents for malignant hyperthermia (fulminant hypermetabolism) are administered, it is suggested that a standard protocol for management should be available.

It is not known whether lidocaine may trigger this reaction; however, large doses resulting in significant plasma concentrations, as may be achieved by intravenous infusion, pose potential risk to these individuals. Recognition of early unexplained signs of tachycardia, tachypnea, labile blood pressure and metabolic acidosis may precede temperature elevation. Successful outcome is dependent on early diagnosis, prompt

discontinuance of the triggering agent and institution of treatment including oxygen therapy, supportive measures and dantrolene (for details see dantrolene package insert).

2. Patient Information:

The patient should be advised of the possible occurrence of the experiences listed under **ADVERSE REACTIONS**.

3. Laboratory Tests:

None known.

4. Drug Interactions:

Lidocaine Hydrochloride Injection, USP should be used with caution in patients with digitalis toxicity accompanied by atrioventricular block. Concomitant use of beta-blocking agents or cimetidine may reduce hepatic blood flow and thereby reduce lidocaine clearance. The concomitant use of these two agents may cause an increased incidence of adverse reactions, including central nervous system adverse reactions such as seizure.

Lidocaine and tocainide are pharmacodynamically similar.

5. Carcinogenesis, Mutagenesis, Impairment of Fertility:

Long term studies in animals to evaluate the carcinogenic and mutagenic potential or the effect on fertility of lidocaine HCl have not been conducted.

6. Pregnancy:

Teratogenic Effects: Reproduction studies have been performed in rats at doses up to 6.6 times the maximum human doses and have revealed no significant findings. There are, however, no adequate and well-controlled studies in pregnant women. Because animal reproduction studies are not always predictive of human response, this drug should be used during pregnancy only if clearly needed.

7. Labor and Delivery:

The effects of lidocaine HCl on the mother and the fetus, when used in the management of cardiac arrhythmias during labor and delivery are not known. Lidocaine readily crosses the placental barrier.

8. Nursing Mothers:

It is not known whether this drug is excreted in human milk. Because many drugs are excreted in human milk, caution should be exercised when lidocaine is administered to a nursing woman.

9. Pediatric Use:

Controlled clinical studies have not been conducted in the pediatric population to establish safety and efficacy in this population (see **DOSAGE AND ADMINISTRATION**).

ADVERSE REACTIONS

Adverse experiences following the administration of lidocaine are similar in nature to those observed with other amide local anesthetic agents. Adverse experiences may result from high plasma levels caused by excessive dosage or may result from a hypersensitivity, idiosyncrasy or diminished tolerance on the part of the patient. Serious adverse experiences are generally systemic in nature. The following types are those most commonly reported. The adverse experiences under Central Nervous System and Cardiovascular System are listed, in general, in a progression from mild to severe.

1. **Central Nervous System:** CNS reactions are excitatory and/or depressant and may be characterized by light-headedness, nervousness, apprehension, euphoria, confusion, dizziness, drowsiness, tinnitus, blurred or double vision, vomiting, sensations of heat, cold or numbness, twitching, tremors, convulsions, unconsciousness, respiratory depression and arrest. The excitatory reactions may be very brief or may not occur at all, in which case, the first manifestation of toxicity may be drowsiness, merging into unconsciousness and respiratory arrest.
2. **Cardiovascular System:** Cardiovascular reactions are usually depressant in nature and are characterized by bradycardia, hypotension and cardiovascular collapse, which may lead to cardiac arrest.
3. Allergic reactions as a result of sensitivity to lidocaine are extremely rare and, if they occur, should be managed by conventional means.
4. **Neurologic:** There have been reported cases of permanent injury to extraocular muscles requiring surgical repair following retrobulbar administration.

DRUG ABUSE AND DEPENDENCE

Although specific studies have not been conducted, lidocaine HCl has been used clinically without evidence of abuse of this drug or of psychological or physical dependence as a result of its use.

OVERDOSAGE

Overdosage of lidocaine HCl usually results in signs of central nervous system or cardiovascular toxicity (see **ADVERSE REACTIONS**).

Should convulsions or signs of respiratory depression and arrest develop, the patency of the airway and adequacy of ventilation must be assured immediately. Should convulsions persist despite ventilatory therapy with oxygen, small increments of anticonvulsive agents may be given intravenously. Examples of such agents include a benzodiazepine (e.g., diazepam), an ultrashort-acting barbiturate (e.g., thiopental or thiamylal) or a short-acting barbiturate (e.g., pentobarbital or secobarbital). If the patient is under general anesthesia, a short-acting muscle relaxant (e.g., succinylcholine) may be administered.

Should circulatory depression occur, vasopressors may be used. Should cardiac arrest occur, standard CPR procedures should be instituted.

Dialysis is of negligible value in the treatment of acute overdosage from lidocaine HCl.

DOSAGE AND ADMINISTRATION

Adults:

Single Direct Intravenous Injection (bolus): ONLY THE 5 mL, 50 MG or 100 MG DOSAGE SIZES should be used for direct intravenous injection. The usual dose is 50 to 100 mg of lidocaine hydrochloride (0.70 to 1.4 mg/kg; 0.32 to 0.63 mg/lb) administered intravenously under ECG monitoring. This dose may be administered at the rate of approximately 25 to 50 mg/min (0.35 to 0.70 mg/kg/min; 0.16 to 0.32 mg/lb/min). Sufficient time should be allowed to enable a slow circulation to carry the drug to the site of action. If the initial injection of 50 to 100 mg does not produce a desired response, a second dose may be injected after five minutes. NO MORE THAN 200 TO 300 MG OF LIDOCAINE HYDROCHLORIDE SHOULD BE ADMINISTERED DURING A ONE HOUR PERIOD.

Continuous Intravenous Infusion: Following bolus administration, intravenous infusions of lidocaine hydrochloride may be initiated at the rate of 1 to 4 mg/min of lidocaine hydrochloride (0.014 to 0.057 mg/kg/min; 0.006 to 0.026 mg/lb/min). The rate of intravenous infusions should be reassessed as soon as the patient's basic cardiac rhythm appears to be stable or at the earliest signs of toxicity. It should rarely be necessary to continue intravenous infusions of lidocaine for prolonged periods.

When administering lidocaine hydrochloride (or any potent medication) by continuous intravenous infusion, it is advisable to use a precision volume control I.V. set.

Pediatric: Controlled clinical studies in the pediatric population to establish dosing schedules have not been conducted. The American Heart Association's *Standards and Guidelines* recommends a bolus dose of 1 mg/kg, and an infusion rate of between 20-50 mcg/kg/min for prolonged therapy. When drug clearance is reduced, as in patients with shock, congestive heart failure or cardiac arrest, the infusion rate should not exceed 20 mcg/kg/min.

NOTE: Regarding Prolonged Infusions: There are data that indicate the half-life may be 3 hours or longer following infusions of greater than 24 hours in duration. Do not use if solution is discolored or cloudy.

Parenteral drug products should be inspected visually for particulate matter and discoloration prior to administration whenever solution and container permit.

To prevent needle-stick injuries, needles should not be recapped, purposely bent or broken by hand.

HOW SUPPLIED

Lidocaine Hydrochloride Injection, USP is supplied as follows:

NDC No.	Container	Concentration	Size	Total (mg)
For direct intravenous injection:				
Single-dose:				
0409-1323-05	Ansy [®] Plastic Syringe	2% (20 mg/mL)	5 mL	100
0409-9137-05	Ansy [®] Plastic Syringe	1% (10 mg/mL)	5 mL	50

0409-4903-34	LifeShield® Abboject® Syringe with Male Luer Lock Adapter (20-Gauge protected needle)**	2% (20 mg/mL)	5 mL	100
0409-4904-34	LifeShield® Abboject® Syringe with Male Luer Lock Adapter (20-Gauge protected needle)**	1% (10 mg/mL)	5 mL	50

**Abboject® Unit of Use Syringe with Male Luer Lock Adapter and protected needle.

Store at 20 to 25° C (68 to 77° F). [See USP Controlled Room Temperature.]

Distributed by Hospira, Inc., Lake Forest, IL 60045 USA

Abboject® is a trademark of the Abbott group of companies.

LIFESHIELD® is the trademark of ICU Medical, Inc. and is used under license.

LAB-1021-3.0

Revised: 04/2018

PRINCIPAL DISPLAY PANEL - 20 mg/mL Syringe Label

5 mL Single-dose

NDC 0409-4903-11

Rx only

2% Lidocaine HCl

Inj., USP 100 mg/5 mL (20 mg/mL)

Contains no preservatives. See insert for dosage.

Sterile, nonpyrogenic. I.V. for cardiac arrhythmias.

Distributed by Hospira, Inc.,
Lake Forest, IL 60045 USA

Hospira

RL-7738

LOT ##-###-AA
EXP DMMYYYYY

mg Approx. mL

2% Lidocaine 100 mg/5 mL (20 mg/mL)

0 1 2 3 4
0 10 20 30 40 50 60 70 80

5 mL Single-dose

NDC 0409-4903-11

Rx only

2% Lidocaine HCl

Inj., USP 100 mg/5 mL (20 mg/mL)

Contains no preservatives. See insert for dosage.
Sterile, nonpyrogenic. I.V. for cardiac arrhythmias.

Distributed by Hospira, Inc.,
Lake Forest, IL 60045 USA



FPO GS1 Databar Limited / 7.5 Mil

RL-7738

PRINCIPAL DISPLAY PANEL - 20 mg/mL Syringe Carton - LIFESHIELD

5 mL

NDC 0409-4903-11

Intravenous For
Cardiac Arrhythmias

2%
Lidocaine
HCl
Inj., USP

100 mg/5 mL
(20 mg/mL)

LIFESHIELD®

Glass

ABBOJECT®

Unit of Use Syringe

with male luer lock
adapter and 20-Gauge
protected needle

100 mg

TOTAL

LOT ##-###-AA

EXP DMMMYYYY

Rx only

Hospira

◀ PRESS AND PULL TO OPEN

CAUTION: Liquid in glass.
Handle with care. Inspect vial
for damage prior to assembly.

USE ASEPTIC TECHNIQUE

Do not assemble until ready to use.

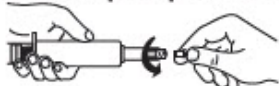
1. Remove caps from vial and
injector.



2. Insert vial into injector
without exerting
excessive force.

Ensure that vial and
injector are properly
aligned. Gently rotate
vial clockwise (about 3
turns) until medication
enters needle.

If resistance is
encountered, remove
vial and repeat procedure.



3. To access green male luer
lock adapter, push yellow hood
in then twist counterclockwise.

OR

To access needle, twist and
pull yellow hood clockwise to
remove hood and green adapter.



4. Apply gentle downward
pressure on vial to initiate
liquid flow. **DO NOT APPLY
EXCESSIVE FORCE TO VIAL.**

MADE IN SPAIN

CA-7236

Dist. by Hospira, Inc., Lake Forest, IL 60045 USA
ABBOJECT® is a trademark of the Abbott group of
companies.
LIFESHIELD® is the trademark of ICU Medical, Inc. and is
used under license.

100 mg/5 mL (20 mg/mL)

2%

Lidocaine HCl
Injection, USP

Each mL contains lidocaine hydrochloride 20 mg; sodium chloride 6 mg. May
contain sodium hydroxide and/or hydrochloric acid for pH adjustment
pH 5.0 to 7.0. Medication, fluid path and needle are sterile and nonpyrogenic if
caps and protective cover are undisturbed and package is intact.

OP EN

5 mL
NDC 0409-4903-11
Lidocaine HCl
Injection, USP
2%
100 mg/5 mL (20 mg/mL)

5 mL
NDC 0409-4903-11
**Intravenous For
Cardiac Arrhythmias**

2% **Lidocaine
HCl**
Inj., USP

100 mg/5 mL
(20 mg/mL)

LIFESHIELD®

Glass
ABBOJECT®
Unit of Use Syringe

with male luer lock
adapter and 20-Gauge
protected needle

100 mg
TOTAL

LOT ##-###-AA
EXP DMMMYYYY

Rx only

Hospira

◀ PRESS AND PULL TO OPEN

5 mL
NDC 0409-4903-11
2% **Lidocaine HCl**
Injection, USP
100 mg/5 mL (20 mg/mL)

Single-dose unit. Discard unused portion. Usual dosage: See
insert. Store at 20 to 25°C (68 to 77°F). [See USP Controlled Room
Temperature.] To prevent needle-stick injuries, needles should
not be recapped, purposely bent or broken by hand.

Hospira



PRINCIPAL DISPLAY PANEL - 10 mg/mL Syringe Label - LIFESHIELD

5 mL Single-dose
NDC 0409-4904-11
Rx only

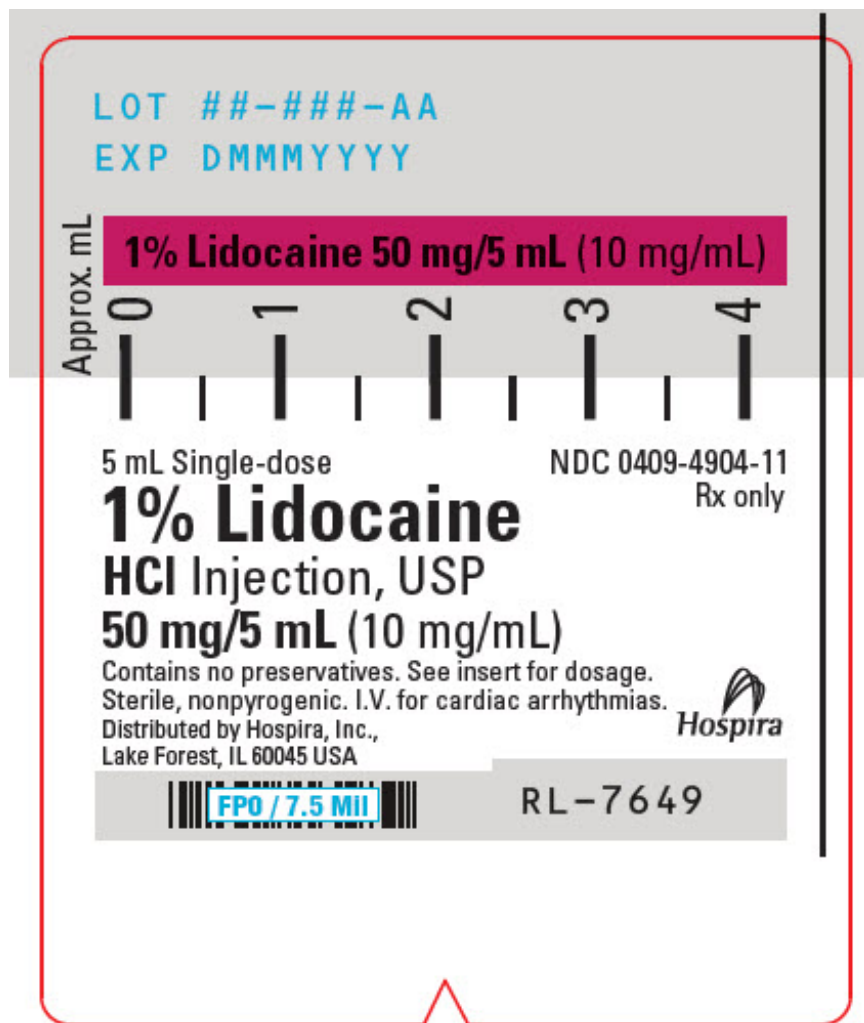
1% Lidocaine
HCl Injection, USP
50 mg/5 mL (10 mg/mL)

Contains no preservatives. See insert for dosage.
Sterile, nonpyrogenic. I.V. for cardiac arrhythmias.

Distributed by Hospira, Inc.,
Lake Forest, IL 60045 USA

Hospira

RL-7649



PRINCIPAL DISPLAY PANEL - 10 mg/mL Syringe Carton - LIFESHIELD

5 mL

NDC 0409-4904-11

Intravenous For
Cardiac Arrhythmias

Lidocaine

HCl

Injection, USP

1%

50 mg/5 mL

(10 mg/mL)

LIFESHIELD®

Glass

ABBOJECT®

Unit of Use Syringe

with male luer lock adapter
and 20-Gauge protected needle

50 mg

TOTAL

Rx only

LOT ##-###-AA

EXP DMMMYYYY

Hospira

◀ PRESS AND PULL TO OPEN

CAUTION: Liquid in glass.
Handle with care. Inspect vial
for damage prior to assembly.
USE ASEPTIC TECHNIQUE
Do not assemble until ready to use.

1. Remove caps from vial and
injector.



2. Insert vial into injector
**without exerting
excessive force.**
Ensure that vial and
injector are properly
aligned. **Gently** rotate
vial clockwise (about 3
turns) until medication
enters needle.
**If resistance is
encountered, remove
vial and repeat procedure.**



3. To access green male **luer
lock adapter**, push yellow hood
in and then twist
counterclockwise.

OR

To access needle, twist and
pull yellow hood *clockwise* to
remove hood and green adapter.



4. Apply gentle downward
pressure on vial to initiate
liquid flow. **DO NOT APPLY
EXCESSIVE FORCE TO VIAL**

MADE IN SPAIN

CA-7237

Dist. by Hospira, Inc., Lake Forest, IL 60045 USA
ABBOJECT® is a trademark of the Abbott group of
companies.
LIFESHIELD® is the trademark of ICU Medical, Inc. and is
used under license.

50 mg/5 mL (10 mg/mL)

Lidocaine HCl
Injection, USP

1%

Each mL contains lidocaine hydrochloride 10 mg; sodium chloride 7 mg. May contain sodium hydroxide and/or hydrochloric acid for pH adjustment. pH 5.0 to 7.0. Medication, fluid path and needle are sterile and nonpyrogenic if caps and protective cover are undisturbed and package is intact.

OP EN

5 mL

NDC 0409-4904-11

**Intravenous For
Cardiac Arrhythmias**

**Lidocaine
HCl**
Injection, USP

1%

**50 mg/5 mL
(10 mg/mL)**

**LIFESHIELD®
Glass**

**ABBOJECT®
Unit of Use Syringe**
with male luer lock adapter
and 20-Gauge protected needle

**50 mg
TOTAL**

Rx only

LOT ##-###-AA
EXP DMMMYYYY



◀ PRESS AND PULL TO OPEN

5 mL

NDC 0409-4904-11

Lidocaine HCl
Injection, USP

1%

50 mg/5 mL (10 mg/mL)

Single-dose unit. Discard unused portion. Usual dosage: See insert. Store at 20 to 25°C (68 to 77°F). [See USP Controlled Room Temperature.] To prevent needle-stick injuries, needles should not be recapped, purposely bent or broken by hand.



(01) 10304094904 112

PRINCIPAL DISPLAY PANEL - 20 mg/mL Syringe Label

5 mL Single-dose syringe
NDC 0409-1323-15

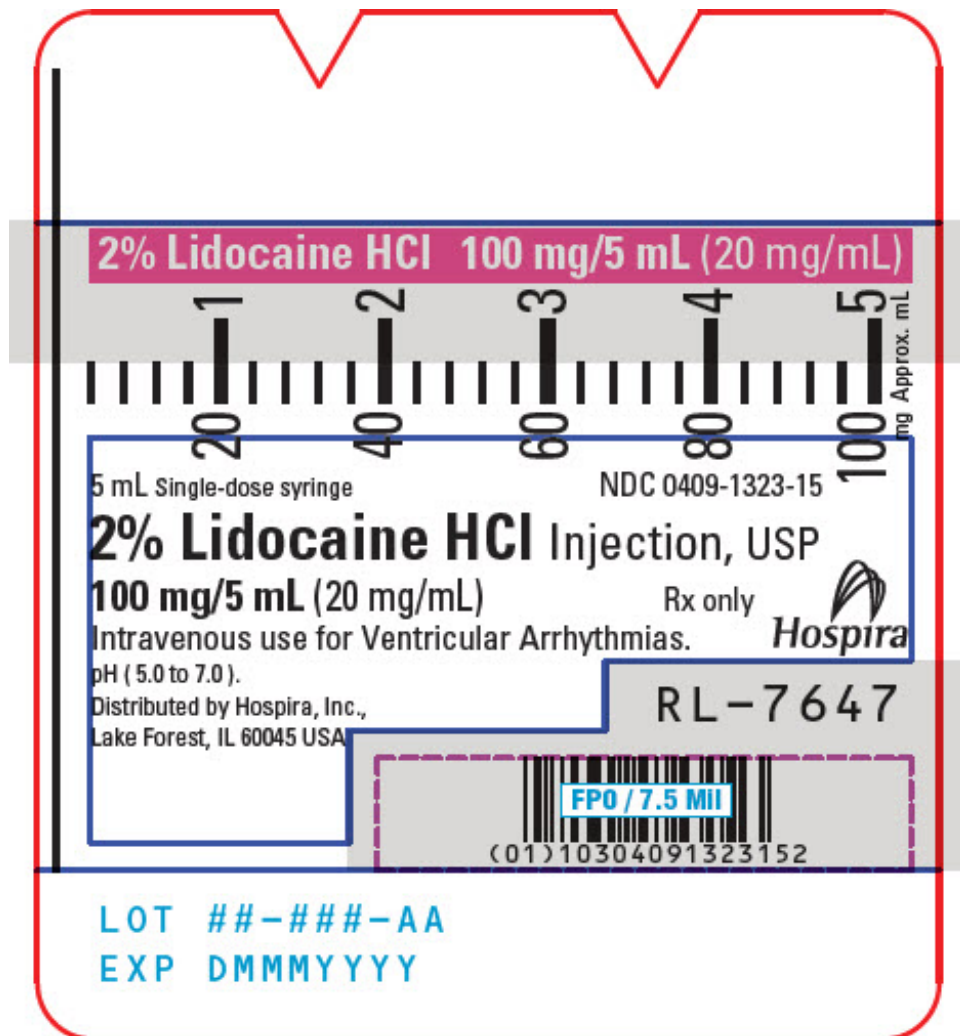
2% Lidocaine HCl Injection, USP
100 mg/5 mL (20 mg/mL)
Rx only

Intravenous use for Ventricular Arrhythmias.
pH (5.0 to 7.0).

Hospira

Distributed by Hospira, Inc.,
Lake Forest, IL 60045 USA

RL-7647



PRINCIPAL DISPLAY PANEL - 20 mg/mL Syringe Carton

5 mL

NDC 0409-1323-15

Rx only

Intravenous use for
Ventricular Arrhythmias

2%

Lidocaine

HCl

Injection, USP

100 mg/5 mL
(20 mg/mL)

Ansyr™

Single-dose
syringe

100 mg
TOTAL

Preservative Free

LOT ##-###-AA

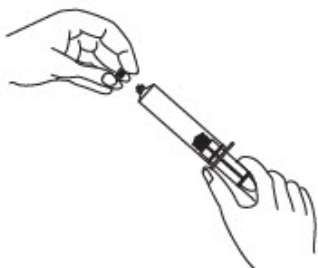
EXP DMMMYYYY

Hospira

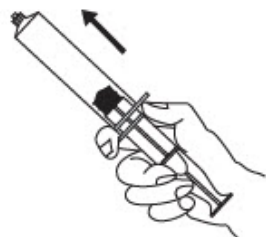
◀ PRESS AND PULL TO OPEN ▶

USE ASEPTIC TECHNIQUE

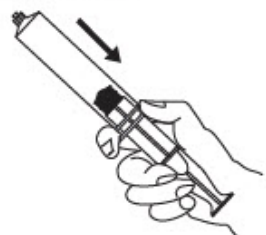
1. Remove luer cover.



2. Hold plunger and push barrel forward to relieve any resistance that may be present.



3. Pull the barrel down until air is expelled from the syringe.



OP EN

2%
Lidocaine HCl
Injection, USP
100 mg/5 mL (20 mg/mL)

(01)10304091323152



PRESS AND PULL TO OPEN

5 mL

NDC 0409-1323-15
Rx only

Intravenous use for
Ventricular Arrhythmias

2%
Lidocaine HCl
Injection, USP

100 mg/5 mL
(20 mg/mL)

Ansyrr™

**Single-dose
syringe**

**100 mg
TOTAL**

Preservative Free

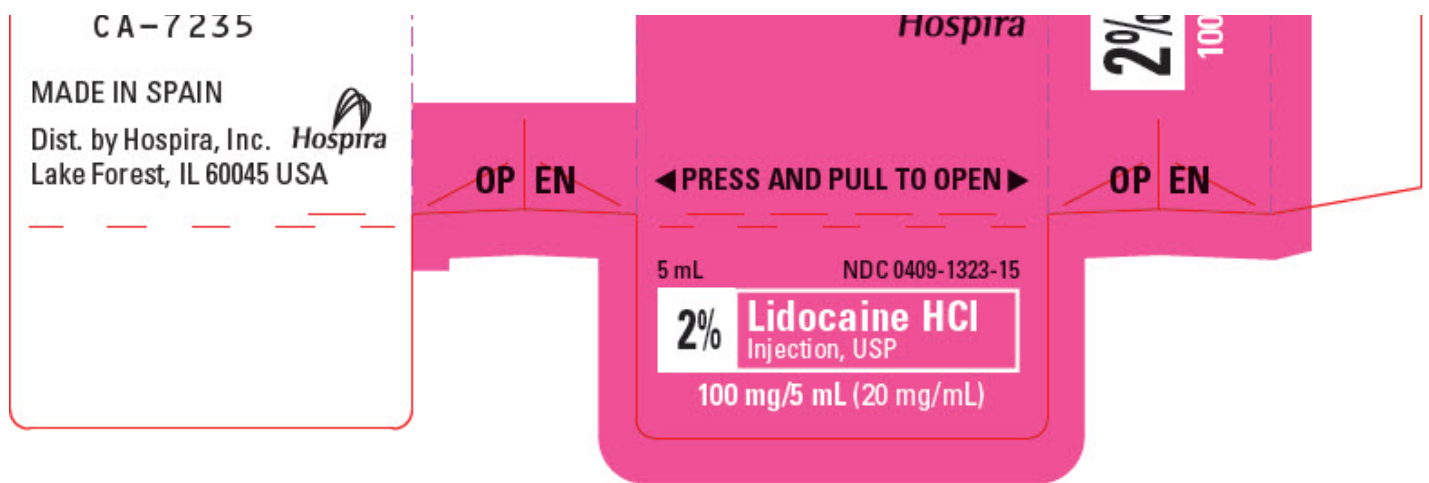
LOT ##-###-AA
EXP DMMYYYY

OP EN

Single-dose syringe. Discard unused portion. Usual dosage: See insert. Store at 20°C to 25°C (68°F to 77°F); excursions permitted between 15°C and 30°C (59°F and 86°F). [See USP Controlled Room Temperature.]

Each mL contains lidocaine hydrochloride 20 mg; sodium chloride 6 mg. May contain sodium hydroxide and/or hydrochloric acid for pH adjustment. pH (5.0 to 7.0). Medication and fluid path are sterile and nonpyrogenic if cap is in place and package is intact.

Lidocaine HCl
Injection, USP
mg/5 mL (20 mg/mL)



PRINCIPAL DISPLAY PANEL - 10 mg/mL Syringe Label

5 mL Single-dose syringe
NDC 0409-9137-11

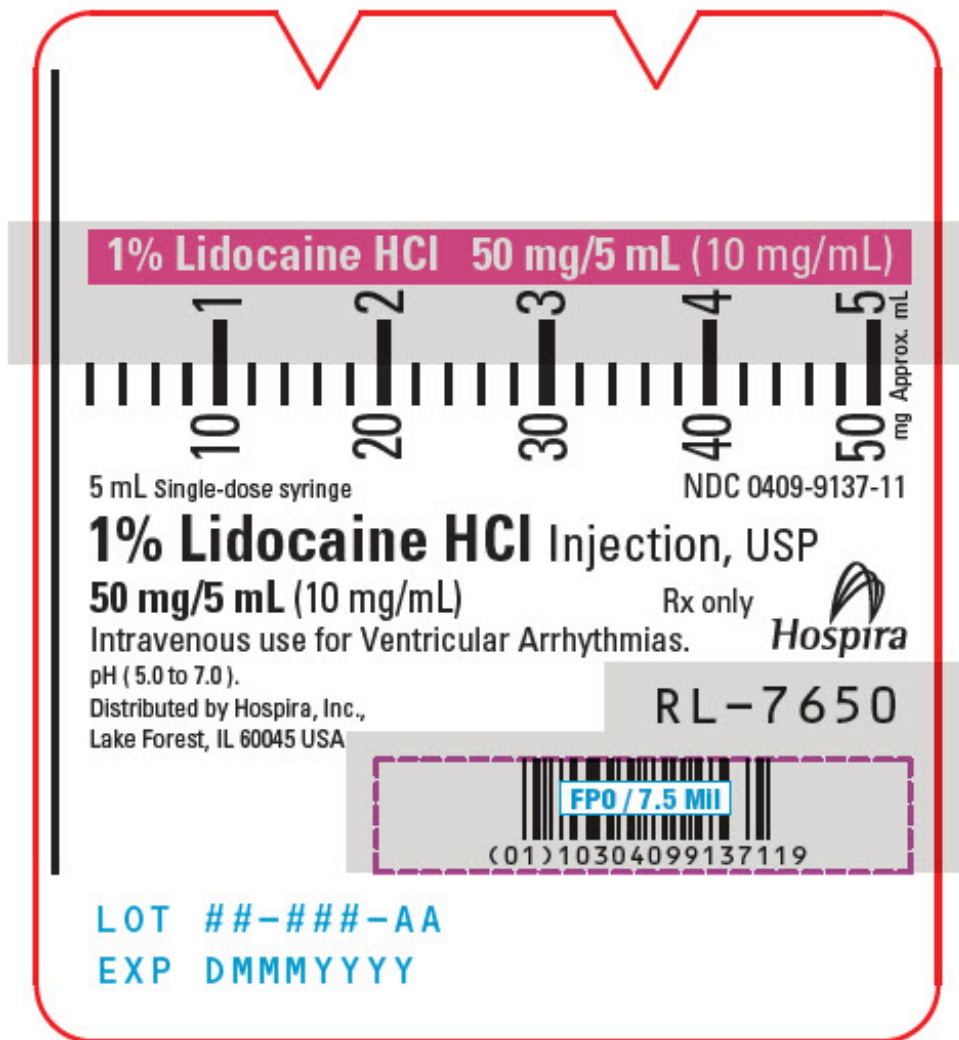
1% Lidocaine HCl Injection, USP
50 mg/5 mL (10 mg/mL)
Rx only

Intravenous use for Ventricular Arrhythmias.
pH (5.0 to 7.0).

Hospira

Distributed by Hospira, Inc.,
Lake Forest, IL 60045 USA

RL-7650



PRINCIPAL DISPLAY PANEL - 10 mg/mL Syringe Carton

5 mL

NDC 0409-9137-11

Rx only

Intravenous use for
Ventricular Arrhythmias

1%
Lidocaine
HCl
Injection, USP

50 mg/5 mL
(10 mg/mL)

AnsyTM

Single-dose
syringe

50 mg
TOTAL

Preservative Free

LOT ##-###-AA

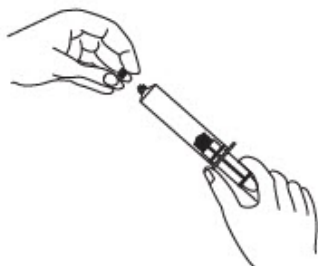
EXP DMMMYYYY

Hospira

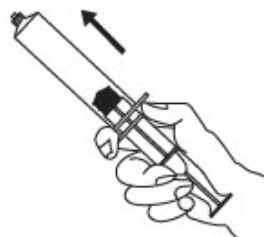
◀ PRESS AND PULL TO OPEN ▶

USE ASEPTIC TECHNIQUE

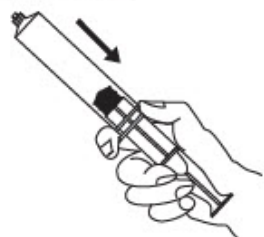
1. Remove luer cover.



2. Hold plunger and push barrel forward to relieve any resistance that may be present.



3. Pull the barrel down until air is expelled from the syringe.



CA-7238

OP EN

50 mg/5 mL (10 mg/mL)
1% Lidocaine HCl
Injection, USP



PRESS AND PULL TO OPEN

5 mL

NDC 0409-9137-11
Rx only

Intravenous use for
Ventricular Arrhythmias

1% Lidocaine HCl
Injection, USP

50 mg/5 mL
(10 mg/mL)

Ansyr™

Single-dose
syringe

**50 mg
TOTAL**

Preservative Free

LOT ##-###-AA
EXP DMMYYYY



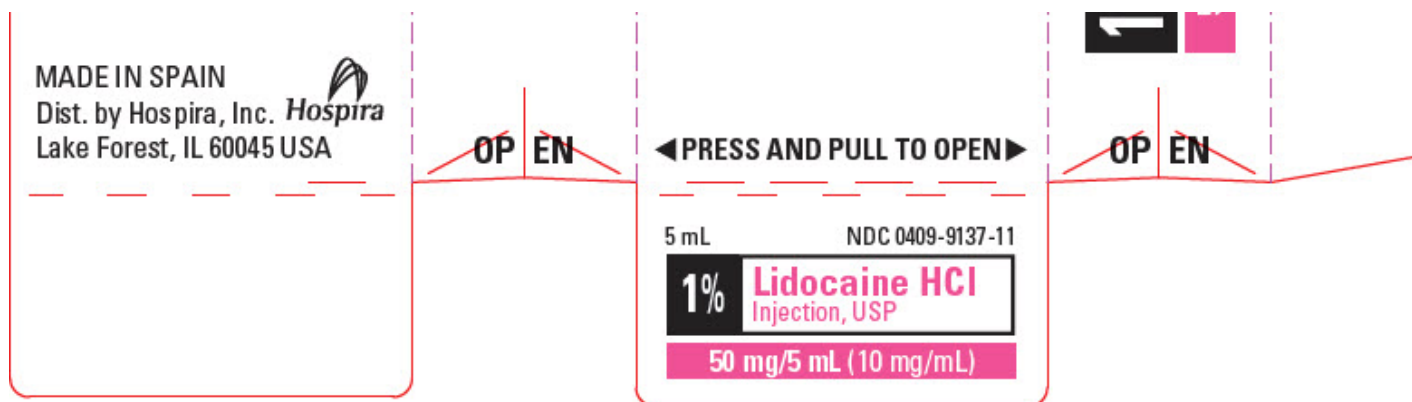
OP EN

Single-dose syringe. Discard unused portion. Usual dosage: See insert. Store at 20°C to 25°C (68°F to 77°F); excursions permitted between 15°C and 30°C (59°F and 86°F). [See USP Controlled Room Temperature.]

Each mL contains lidocaine hydrochloride 10 mg; sodium chloride 7 mg. May contain sodium hydroxide and/or hydrochloric acid for pH adjustment. pH (5.0 to 7.0). Medication and fluid path are sterile and nonpyrogenic if cap is in place and package is intact.

1% Lidocaine HCl
Injection, USP

50 mg/5 mL (10 mg/mL)



LIDOCAINE HYDROCHLORIDE

lidocaine hydrochloride injection, solution

Product Information

Product Type	HUMAN PRESCRIPTION DRUG	Item Code (Source)	NDC:0409-4903
Route of Administration	INTRAVENOUS		

Active Ingredient/Active Moiety

Ingredient Name	Basis of Strength	Strength
LIDOCAINE HYDROCHLORIDE (UNII: V13007Z41A) (LIDOCAINE - UNII:98PI200987)	LIDOCAINE HYDROCHLORIDE ANHYDROUS	20 mg in 1 mL

Inactive Ingredients

Ingredient Name	Strength
SODIUM HYDROXIDE (UNII: 55X04QC32I)	
HYDROCHLORIC ACID (UNII: QTT17582CB)	
SODIUM CHLORIDE (UNII: 451W47IQ8X)	

Packaging

#	Item Code	Package Description	Marketing Start Date	Marketing End Date
1	NDC:0409-4903-34	10 in 1 CONTAINER	12/01/2005	
1		1 in 1 CARTON		
1	NDC:0409-4903-11	5 mL in 1 SYRINGE; Type 1: Convenience Kit of Co-Package		

Marketing Information

Marketing Category	Application Number or Monograph Citation	Marketing Start Date	Marketing End Date
ANDA	ANDA083158	12/01/2005	

LIDOCAINE HYDROCHLORIDE

lidocaine hydrochloride injection, solution

Product Information

Product Type	HUMAN PRESCRIPTION DRUG	Item Code (Source)	NDC:0409-4904
Route of Administration	INTRAVENOUS		

Active Ingredient/Active Moiety

Ingredient Name	Basis of Strength	Strength
LIDOCAINE HYDROCHLORIDE (UNII: V13007Z41A) (LIDOCAINE - UNII:98PI200987)	LIDOCAINE HYDROCHLORIDE ANHYDROUS	10 mg in 1 mL

Inactive Ingredients

Ingredient Name	Strength
SODIUM HYDROXIDE (UNII: 55X04QC32I)	
HYDROCHLORIC ACID (UNII: QTT17582CB)	
SODIUM CHLORIDE (UNII: 451W47IQ8X)	

Packaging

#	Item Code	Package Description	Marketing Start Date	Marketing End Date
1	NDC:0409-4904-34	10 in 1 CONTAINER	08/30/2005	
1		1 in 1 CARTON		
1	NDC:0409-4904-11	5 mL in 1 SYRINGE; Type 1: Convenience Kit of Co-Package		

Marketing Information

Marketing Category	Application Number or Monograph Citation	Marketing Start Date	Marketing End Date
ANDA	ANDA083158	08/30/2005	

LIDOCAINE HYDROCHLORIDE

lidocaine hydrochloride injection, solution

Product Information

Product Type	HUMAN PRESCRIPTION DRUG	Item Code (Source)	NDC:0409-1323
Route of Administration	INTRAVENOUS		

Active Ingredient/Active Moiety				
Ingredient Name			Basis of Strength	Strength
LIDOCAINE HYDROCHLORIDE (UNII: V13007Z 41A) (LIDOCAINE - UNII: 98PI200987)			LIDOCAINE HYDROCHLORIDE ANHYDROUS	20 mg in 1 mL
Inactive Ingredients				
Ingredient Name				Strength
SODIUM HYDROXIDE (UNII: 55X04QC32I)				
HYDROCHLORIC ACID (UNII: QTT17582CB)				
SODIUM CHLORIDE (UNII: 451W47IQ8X)				
Packaging				
#	Item Code	Package Description	Marketing Start Date	Marketing End Date
1	NDC:0409-1323-05	10 in 1 CONTAINER	12/09/2005	
1		1 in 1 CARTON		
1	NDC:0409-1323-15	5 mL in 1 SYRINGE, PLASTIC; Type 2: Prefilled Drug Delivery Device/System (syringe, patch, etc.)		
Marketing Information				
Marketing Category		Application Number or Monograph Citation	Marketing Start Date	Marketing End Date
ANDA		ANDA040302	12/09/2005	

LIDOCAINE HYDROCHLORIDE

lidocaine hydrochloride injection, solution

Product Information			
Product Type	HUMAN PRESCRIPTION DRUG	Item Code (Source)	NDC:0409-9137
Route of Administration	INTRAVENOUS		
Active Ingredient/Active Moiety			
Ingredient Name		Basis of Strength	Strength
LIDOCAINE HYDROCHLORIDE (UNII: V13007Z 41A) (LIDOCAINE - UNII:98PI200987)		LIDOCAINE HYDROCHLORIDE ANHYDROUS	10 mg in 1 mL
Inactive Ingredients			
Ingredient Name			Strength
SODIUM HYDROXIDE (UNII: 55X04QC32I)			
HYDROCHLORIC ACID (UNII: QTT17582CB)			
SODIUM CHLORIDE (UNII: 451W47IQ8X)			

Packaging

#	Item Code	Package Description	Marketing Start Date	Marketing End Date
1	NDC:0409-9137-05	10 in 1 CONTAINER	07/06/2005	
1		1 in 1 CARTON		
1	NDC:0409-9137-11	5 mL in 1 SYRINGE, PLASTIC; Type 2: Prefilled Drug Delivery Device/System (syringe, patch, etc.)		

Marketing Information

Marketing Category	Application Number or Monograph Citation	Marketing Start Date	Marketing End Date
ANDA	ANDA040302	07/06/2005	

Labeler - Hospira, Inc. (141588017)

Establishment

Name	Address	ID/FEI	Business Operations
Hospira, Inc.		093132819	ANALYSIS(0409-1323, 0409-4903, 0409-4904, 0409-9137) , MANUFACTURE(0409-1323, 0409-4903, 0409-4904, 0409-9137) , PACK(0409-1323, 0409-4903, 0409-4904, 0409-9137) , LABEL(0409-1323, 0409-4903, 0409-4904, 0409-9137)

Establishment

Name	Address	ID/FEI	Business Operations
Hospira, Inc.		827731089	ANALYSIS(0409-1323, 0409-4903, 0409-4904, 0409-9137)

Revised: 10/2020

Hospira, Inc.