

# **PARICALCITOL- paricalcitol injection**

## **Amneal Pharmaceuticals LLC**

-----

### **HIGHLIGHTS OF PRESCRIBING INFORMATION**

**These highlights do not include all the information needed to use PARICALCITOL INJECTION safely and effectively. See full prescribing information for PARICALCITOL INJECTION.**

**PARICALCITOL injection, for intravenous use**  
**Initial U.S. Approval: 1998**

### **INDICATIONS AND USAGE**

Paricalcitol injection is a vitamin D analog indicated for the prevention and treatment of secondary hyperparathyroidism in patients 5 years of age and older with chronic kidney disease on dialysis. (1)

### **DOSAGE AND ADMINISTRATION**

- Ensure serum calcium is not above the upper limit of normal before initiating. (2.1)
- Administer paricalcitol injection intravenously through a hemodialysis vascular access at any time during dialysis. (2.1)

#### Adult Dose:

- Initiate at 0.04 mcg/kg to 0.1 mcg/kg (2.8 mcg to 7 mcg) no more frequently than every other day. (2.2)
- Target maintenance dose to intact parathyroid hormone (PTH) levels within the desired therapeutic range and serum calcium within normal limits. (2.2)
- Monitor serum calcium frequently (e.g., twice weekly) and intact PTH levels every 2 to 4 weeks after dose initiation or adjustment. (2.2)
- See Table 1 in the full prescribing information for titration recommendations based upon intact PTH levels. (2.2)
- Suspend or decrease the dose for persistent abnormally low intact PTH or serum calcium consistently above the normal range. (2.2)

#### Pediatric Dose:

- Initiate paricalcitol injection as an intravenous bolus dose of:
  - 0.04 mcg/kg if baseline intact PTH is less than 500 pg/mL, or
  - 0.08 mcg/kg if baseline intact PTH is 500 pg/mL or greater. (2.3)
- Target maintenance dose to intact PTH levels within the desired therapeutic range and serum calcium within normal limits. (2.3)
- Monitor serum calcium frequently (e.g., twice weekly) and intact PTH levels every 2 to 4 weeks after dose initiation or adjustment. (2.3)
- See Table 2 in the full prescribing information for titration recommendations based upon intact PTH levels. (2.3)
- Suspend or decrease the dose for persistent abnormally low intact PTH or serum calcium consistently above the normal range. (2.3)

### **DOSAGE FORMS AND STRENGTHS**

Paricalcitol injection is available as (3):

- Injection: 2 mcg/mL single-dose vial
- Injection: 5 mcg/mL single-dose vial
- Injection: 10 mcg/2 mL (5 mcg/mL) single-dose vial
- Injection: 10 mcg/2 mL (5 mcg/mL) multiple-dose vial

### **CONTRAINDICATIONS**

- Hypercalcemia (4)
- Vitamin D toxicity (4)
- Known hypersensitivity to paricalcitol or any inactive ingredient. (4)

### **WARNINGS AND PRECAUTIONS**

- Hypercalcemia: Can occur during treatment with paricalcitol and can lead to cardiac arrhythmias and seizures. Severe hypercalcemia may require emergency attention. The risk may be increased when paricalcitol is used concomitantly with high dose calcium preparations, thiazide diuretics, or vitamin D

compounds. Inform patients about symptoms of hypercalcemia and monitor serum calcium prior to initiation and during treatment and adjust dose accordingly. (2, 5.1)

- **Digitalis toxicity:** Risk increases with hypercalcemia. In patients using digitalis compounds, monitor both serum calcium and patients for signs and symptoms of digitalis toxicity. Monitor more frequently when initiating or adjusting the dose of paricalcitol. (5.2)
- **Adynamic Bone Disease:** May develop and increase risk of fractures if intact PTH levels are suppressed to abnormally low levels. Monitor intact PTH levels and adjust dose if needed. (5.3)

---

#### **ADVERSE REACTIONS**

---

The most common adverse reactions (> 5% and more frequent than placebo) are nausea, vomiting and edema. (6.1)

**To report SUSPECTED ADVERSE REACTIONS, contact Amneal Pharmaceuticals at 1-877-835-5472 or FDA at 1-800-FDA-1088 or [www.fda.gov/medwatch](http://www.fda.gov/medwatch).**

---

#### **DRUG INTERACTIONS**

---

**Strong CYP3A Inhibitors:** Co-administration with strong CYP3A inhibitors (e.g., ketoconazole) increases paricalcitol exposure. Dose adjustment may be necessary. Closely monitor intact PTH and serum calcium. (2.4, 7)

**See 17 for PATIENT COUNSELING INFORMATION.**

**Revised: 5/2019**

---

## **FULL PRESCRIBING INFORMATION: CONTENTS\***

### **1 INDICATIONS AND USAGE**

### **2 DOSAGE AND ADMINISTRATION**

2.1 Important Administration Information

2.2 Starting Dose and Dose Titration in Adults

2.3 Starting Dose and Dose Titration for Pediatric Patients 5 Years of Age and Above

2.4 Drug Interactions that May Require Dosage Adjustments of Paricalcitol Injection

### **3 DOSAGE FORMS AND STRENGTHS**

### **4 CONTRAINDICATIONS**

### **5 WARNINGS AND PRECAUTIONS**

5.1 Hypercalcemia

5.2 Digitalis Toxicity

5.3 Adynamic Bone Disease

### **6 ADVERSE REACTIONS**

6.1 Clinical Trials Experience

6.2 Postmarketing Experience

### **7 DRUG INTERACTIONS**

### **8 USE IN SPECIFIC POPULATIONS**

8.1 Pregnancy

8.2 Lactation

8.4 Pediatric Use

8.5 Geriatric Use

8.6 Hepatic Impairment

### **10 OVERDOSAGE**

### **11 DESCRIPTION**

### **12 CLINICAL PHARMACOLOGY**

12.1 Mechanism of Action

12.3 Pharmacokinetics

### **13 NONCLINICAL TOXICOLOGY**

**14 CLINICAL STUDIES**

**16 HOW SUPPLIED/STORAGE AND HANDLING**

**17 PATIENT COUNSELING INFORMATION**

\* Sections or subsections omitted from the full prescribing information are not listed.

---

**FULL PRESCRIBING INFORMATION**

**1 INDICATIONS AND USAGE**

Paricalcitol injection is indicated for the prevention and treatment of secondary hyperparathyroidism in patients 5 years of age and older with chronic kidney disease (CKD) on dialysis.

**2 DOSAGE AND ADMINISTRATION**

**2.1 Important Administration Information**

- Ensure serum calcium is not above the upper limit of normal before initiating treatment [*see Warnings and Precautions (5.1)*].
- Administer paricalcitol injection intravenously through a hemodialysis vascular access port at any time during dialysis. Paricalcitol injection may be administered intravenously if an access port is unavailable.
- Inspect paricalcitol injection visually prior to administration; the solution should appear clear and colorless. Do not use if the solution is not clear or particles are present.
- Discard unused portion of 2 mcg/mL and 5 mcg/mL single-dose vials.

**2.2 Starting Dose and Dose Titration in Adults**

- Initiate paricalcitol injection as an intravenous bolus dose of 0.04 mcg/kg to 0.1 mcg/kg (2.8 mcg to 7 mcg) no more frequently than every other day at any time during dialysis.
- Target the maintenance dose of paricalcitol injection to intact parathyroid hormone (PTH) levels within the desired therapeutic range and serum calcium within normal limits.
- Monitor serum calcium frequently (e.g., twice weekly) and intact PTH levels every 2 to 4 weeks after initiation of therapy or dose adjustment.
- Titrate the dose of paricalcitol injection based on intact PTH (see Table 1). Prior to raising the dose, ensure serum calcium is within normal limits. The maximum daily adult dose is 0.24 mcg/kg.
- Suspend or decrease the dose if intact PTH is persistently and abnormally low to reduce the risk of adynamic bone disease [*see Warnings and Precautions (5.3)*] or if serum calcium is consistently above the normal range to reduce the risk of hypercalcemia [*see Warnings and Precautions (5.1)*]. If dose suspension is necessary, restart at a reduced dose after laboratory values have normalized.

**Table 1: Recommended Paricalcitol Injection Adult Dose Titration Based Upon**

## intact PTH

Intact PTH Level At Follow-up Visit	Dosage Adjustment
Above target and intact PTH increased	Increase* by 2 mcg to 4 mcg every 2 to 4 weeks
Above target and intact PTH decreased by less than 30%	Increase* by 2 mcg to 4 mcg every 2 to 4 weeks
Above target and intact PTH decreased by 30% to 60%	No Change
Above target and intact PTH decreased by more than 60%	Decrease per clinical judgement
At target and intact PTH stable	No Change
* The maximum daily adult dose is 0.24 mcg/kg	

### 2.3 Starting Dose and Dose Titration for Pediatric Patients 5 Years of Age and Above

- Initiate paricalcitol injection as an intravenous bolus dose of:
  - 0.04 mcg/kg if baseline intact PTH is less than 500 pg/mL, or
  - 0.08 mcg/kg if baseline intact PTH is 500 pg/mL or greater
- Administer paricalcitol injection three times per week, no more frequently than every other day, at any time during dialysis.
- Target the maintenance dose of paricalcitol injection to intact PTH levels within the desired therapeutic range and serum calcium within normal limits.
- Monitor serum calcium frequently (e.g., twice weekly) and intact PTH levels every 2 to 4 weeks after initiation of therapy or dose adjustment.
- Titrate the dose of paricalcitol injection based on intact PTH (see Table 2). Prior to raising the dose, ensure serum calcium is within normal limits.
- Suspend or decrease the dose if intact PTH is persistently and abnormally low to reduce the risk of adynamic bone disease [see *Warnings and Precautions (5.3)*] or if serum calcium is consistently above the normal range to reduce the risk of hypercalcemia [see *Warnings and Precautions (5.1)*]. If dose suspension is necessary, restart at a reduced dose after laboratory values have normalized.

**Table 2: Recommended Paricalcitol Injection Pediatric Dose Titration Based Upon intact PTH - Patients 5 years of age and older**

Intact PTH Level At Follow-up Visit	Dosage Adjustment
Above target and intact PTH decreased by less than 30%	Increase by 0.04 mcg/kg every 2 to 4 weeks
Intact PTH 150 pg/mL or greater and decreased by 30% to 60%	No Change
Intact PTH less than 150 pg/mL or decreased by more than 60%	Decrease by 0.04 mcg/kg weekly, or by 50% if decreased dose equals zero

### 2.4 Drug Interactions that May Require Dosage Adjustments of Paricalcitol

## Injection

- Increased monitoring of serum calcium and dose adjustment of paricalcitol injection may be necessary when given concomitantly with drugs that may increase the risk of hypercalcemia [see *Drug Interactions* (7)].
- Increased monitoring of both serum calcium and intact PTH as well as dose adjustment of paricalcitol injection may be necessary when given concomitantly with strong CYP3A inhibitors [see *Drug Interactions* (7)].

## 3 DOSAGE FORMS AND STRENGTHS

Injection: clear, colorless solution available as follows:

- 2 mcg/mL single-dose vial
- 5 mcg/mL single-dose vial
- 10 mcg/2 mL (5 mcg/mL) single-dose vial
- 10 mcg/2 mL (5 mcg/mL) multiple-dose vial

## 4 CONTRAINDICATIONS

Paricalcitol injection is contraindicated in patients with:

- Hypercalcemia [see *Warnings and Precautions* (5.1)]
- Vitamin D toxicity [see *Warnings and Precautions* (5.1)]
- Known hypersensitivity to paricalcitol or any of the inactive ingredients in paricalcitol injection. Hypersensitivity adverse reactions have been reported [e.g., angioedema (including laryngeal edema) and urticaria] [see *Adverse Reactions* (6.2)].

## 5 WARNINGS AND PRECAUTIONS

### 5.1 Hypercalcemia

Hypercalcemia may occur during paricalcitol treatment. Acute hypercalcemia may increase the risk of cardiac arrhythmias and seizures and may potentiate the effect of digitalis on the heart [see *Warnings and Precautions* (5.2)]. Chronic hypercalcemia can lead to generalized vascular calcification and other soft-tissue calcification. Severe hypercalcemia may require emergency attention.

Hypercalcemia may be exacerbated by concomitant administration of high doses of calcium-containing preparations, thiazide diuretics, or other vitamin D compounds [see *Drug Interactions* (7)]. In addition, high intake of calcium and phosphate concomitantly with vitamin D compounds may lead to hypercalciuria and hyperphosphatemia. Patients with a history of hypercalcemia prior to initiating therapy may be at increased risk for development of hypercalcemia with paricalcitol. In these circumstances, frequent serum calcium monitoring and paricalcitol dose adjustments may be required.

When initiating paricalcitol or adjusting paricalcitol dose, measure serum calcium frequently (e.g., twice weekly). Once a maintenance dose has been established, measure serum calcium at least monthly. If hypercalcemia occurs, reduce the dose or discontinue paricalcitol until serum calcium is normal [see *Dosage and Administration* (2.2, 2.3)].

Inform patients about the symptoms of elevated calcium (feeling tired, difficulty thinking clearly, loss of appetite, nausea, vomiting, constipation, increased thirst, increased

urination and weight loss) and instruct them to report new or worsening symptoms when they occur.

## 5.2 Digitalis Toxicity

Paricalcitol can cause hypercalcemia [see *Warnings and Precautions (5.1)*] which increases the risk of digitalis toxicity. In patients using paricalcitol concomitantly with digitalis compounds, monitor serum calcium and patients for signs and symptoms of digitalis toxicity. Increase the frequency of monitoring when initiating or adjusting the dose of paricalcitol [see *Drug Interactions (7)*].

## 5.3 Adynamic Bone Disease

Adynamic bone disease with subsequent increased risk of fractures may develop if intact PTH levels are suppressed by paricalcitol to abnormally low levels. Monitor intact PTH levels to avoid over suppression and adjust paricalcitol dose, if needed [see *Dosage and Administration (2.2, 2.3)*].

## 6 ADVERSE REACTIONS

The following serious adverse reactions are described below and elsewhere in the labeling:

- Hypercalcemia [see *Warnings and Precautions (5.1)*]
- Adynamic Bone Disease [see *Warnings and Precautions (5.3)*]

### 6.1 Clinical Trials Experience

Because clinical studies are conducted under widely varying conditions, adverse reaction rates observed in the clinical studies of a drug cannot be directly compared to rates in the clinical studies of another drug and may not reflect the rates observed in practice.

Four placebo-controlled, double-blind, multicenter studies were conducted in 113 patients (51% male, 10% Caucasian, 81% African-American and 9% Hispanic, ranging in age from 18 to 90 years). Sixty-two patients were exposed to paricalcitol and the average dose at the end of treatment was 0.12 mcg/kg/dose with a mean number of 55 days of dosing across the studies. Discontinuation of therapy due to any adverse reaction occurred in 6.5% of patients treated with paricalcitol and 2.0% of patients treated with placebo. Adverse reactions occurring with greater frequency in the paricalcitol group and at a frequency of 2% or greater are presented in Table 3.

**Table 3: Adverse Reactions Occurring at a Rate of 2% or Greater in Patients with CKD on Dialysis in Four Placebo-Controlled Studies**

Adverse Reaction	Placebo (n = 51) %	Paricalcitol (n = 62) %
Nausea	8	13
Vomiting	6	8
Edema	0	7
Gastrointestinal Hemorrhage	2	5
Chills	2	5
Pyrexia	2	5

Pneumonia	0	5
Sepsis	2	5
Influenza	4	5
Arthralgia	4	5
Palpitations	0	3
Dry Mouth	2	3
Malaise	0	3

### Other Adverse Reactions

The following adverse reactions occurred in less than 2% of the paricalcitol treated patients in the above mentioned studies and in additional double-blind, active-controlled and open-label studies:

*Blood and Lymphatic System Disorders:* Anemia, lymphadenopathy

*Cardiac Disorders:* Arrhythmia, atrial flutter, irregular heart rate, cardiac arrest, chest discomfort, chest pain, edema peripheral

*Ear and Labyrinth Disorders:* Ear discomfort

*Endocrine Disorders:* Hypoparathyroidism

*Eye Disorders:* Conjunctivitis, glaucoma, ocular hyperemia

*Gastrointestinal Disorders:* Abdominal discomfort, constipation, diarrhea, dysphagia, gastritis, intestinal ischemia, rectal hemorrhage

*General Disorders:* Asthenia, condition aggravated, fatigue, feeling abnormal, pain, swelling

*Infections:* Nasopharyngitis, upper respiratory tract infection, vaginal infection

*Injection site reactions:* Injection site extravasation, injection site pain

*Laboratory abnormalities:* Hypercalcemia, hyperkalemia, hyperphosphatemia, hypocalcemia, increased aspartate aminotransferase, prolonged bleeding time

*Metabolism and Nutrition Disorders:* Decreased appetite, thirst, decreased weight

*Musculoskeletal and Connective Tissue Disorders:* Joint stiffness, muscle twitching, myalgia

*Neoplasms Benign, Malignant and Unspecified:* Breast cancer

*Nervous System Disorders:* Cerebrovascular accident, dizziness, dysgeusia, headache, hypoesthesia, myoclonus, paresthesia, syncope, unresponsive to stimuli, gait disturbance

*Psychiatric Disorders:* Agitation, confusional state, delirium, insomnia, nervousness, restlessness

*Reproductive System and Breast Disorders:* Breast pain, erectile dysfunction

*Respiratory, Thoracic and Mediastinal Disorders:* Cough, dyspnea, orthopnea, pulmonary edema, wheezing

*Skin and Subcutaneous Tissue Disorders:* Alopecia, blister, hirsutism, night sweats, rash

pruritic, pruritus, skin burning sensation

*Vascular Disorders:* Hypertension, hypotension

## 6.2 Postmarketing Experience

The following adverse reactions have been identified during post-approval use of paricalcitol. Because these reactions are reported voluntarily from a population of uncertain size, it is not always possible to reliably estimate their frequency or establish a causal relationship to drug exposure.

Allergic reactions, such as rash, urticaria, and angioedema (including laryngeal edema) have been reported.

## 7 DRUG INTERACTIONS

Table 4 includes clinically significant drug interactions with paricalcitol.

**Table 4: Clinically Significant Drug Interactions with Paricalcitol**

<b>Drugs that May Increase the risk of Hypercalcemia</b>	
<i>Clinical Impact</i>	Concomitant administration of high doses of calcium-containing preparations or other vitamin D compounds may increase the risk of hypercalcemia. Thiazide diuretics are known to induce hypercalcemia by reducing excretion of calcium in the urine.
<i>Examples</i>	Calcium-containing products, other vitamin D compounds or thiazide diuretics
<i>Intervention</i>	Monitor calcium more frequently and adjust paricalcitol dose as needed [see <i>Warnings and Precautions (5.1)</i> ].
<b>Digitalis Compounds</b>	
<i>Clinical Impact</i>	Paricalcitol can cause hypercalcemia which can potentiate the risk of digitalis toxicity.
<i>Intervention</i>	Monitor patients for signs and symptoms of digitalis toxicity and increase frequency of serum calcium monitoring when initiating or adjusting the dose of paricalcitol in patients receiving digitalis compounds [see <i>Warnings and Precautions (5.2)</i> ].
<b>Strong CYP3A Inhibitors</b>	
<i>Clinical Impact</i>	Paricalcitol is partially metabolized by CYP3A. Exposure of paricalcitol will increase upon co-administration with strong CYP3A inhibitors [see <i>Clinical Pharmacology (12.3)</i> ].
<i>Examples</i>	Boceprevir, clarithromycin, conivaptan, grapefruit juice, indinavir, itraconazole, ketoconazole, lopinavir/ritonavir, mibefradil, nefazodone, nelfinavir, posaconazole, ritonavir, saquinavir, telithromycin, and voriconazole
<i>Intervention</i>	If a patient initiates or discontinues therapy with a strong CYP3A4 inhibitor, dose adjustment of paricalcitol may be necessary. Monitor intact PTH and serum calcium concentrations closely.

## 8 USE IN SPECIFIC POPULATIONS



## 8.1 Pregnancy

### Risk Summary

Limited data with paricalcitol in pregnant women are insufficient to inform a drug-associated risk for major birth defects and miscarriage. There are risks to the mother and fetus associated with chronic kidney disease in pregnancy (*see Clinical Considerations*).

In animal reproduction studies, slightly increased embryofetal loss was observed in pregnant rats and rabbits administered paricalcitol intravenously during the period of organogenesis at doses 2 and 0.5 times, respectively, a human dose of 14 mcg (equivalent to 0.24 mcg/kg), based on body surface area ( $\text{mg}/\text{m}^2$ ). Adverse reproductive outcomes were observed at doses that caused maternal toxicity (*see Data*).

The estimated background risk of major birth defects and miscarriage for the indicated population is unknown. In the U.S. general population, the estimated background risk of major birth defects and miscarriage in clinically recognized pregnancies is 2% to 4% and 15% to 20%, respectively.

### Clinical Considerations

#### *Disease-Associated Maternal and/or Embryo/Fetal Risk*

Chronic kidney disease in pregnancy increases the risk for maternal hypertension and preeclampsia, miscarriage, preterm delivery, polyhydramnios, still birth, and low birth weight infants.

### Data

#### *Animal Data*

Pregnant rats and rabbits were treated with paricalcitol by once-daily intravenous injection during the period of organogenesis (in rats, from gestation day (GD) 6 to 17; in rabbits, from GD 6 to 18). Rats were dosed at 0, 0.3, 1 or 3 mcg/kg/day and rabbits at 0, 0.03, 0.1 or 0.3 mcg/kg/day, representing up to 2 or 0.5 times, respectively, a human dose of 0.24 mcg/kg, based on body surface area ( $\text{mg}/\text{m}^2$ ). Slightly decreased fetal viability was observed in both studies at the highest doses representing 2 and 0.5 times, respectively, a human dose of 0.24 mcg/kg, in the presence of maternal toxicity (decreased body weight and food consumption). Pregnant rats were administered paricalcitol by intravenous injection three times per week at doses of 0, 0.3, 3 or 20 mcg/kg/day throughout gestation, parturition and lactation (GD 6 to lactation day (LD) 20) representing exposures up to 13 times a human dose of 0.24 mcg/kg. A small increase in stillbirths and pup deaths from parturition to LD 4 were observed at the high dose when compared to the control group (9.2% versus 3.3% in controls) at 13 times a human dose of 0.24 mcg/kg, which occurred at a maternally toxic dose known to cause hypercalcemia in rats. Surviving pups were not adversely affected; body weight gains, developmental landmarks, reflex ontogeny, learning indices, and locomotor activity were all within normal parameters. F1 reproductive capacity was unaffected.

## 8.2 Lactation

### Risk Summary

There is no information available on the presence of paricalcitol in human milk, the effects of the drug on the breastfed infant or the effects of the drug on milk production.

Studies in rats have shown that paricalcitol and/or its metabolites are present in the milk of lactating rats. When a drug is present in animal milk, it is likely that the drug will be present in human milk (*see Data*). Infants exposed to paricalcitol through breast milk should be monitored for signs and symptoms of hypercalcemia (*see Clinical Considerations*). The developmental and health benefits of breastfeeding should be considered along with the mother's clinical need for paricalcitol and any potential adverse effects on the breast-fed child from paricalcitol or from the underlying maternal condition.

#### Clinical Considerations

Infants exposed to paricalcitol through breast milk should be monitored for signs and symptoms of hypercalcemia, including seizures, vomiting, constipation and weight loss. Monitoring of serum calcium in the infant should be considered.

#### Data

Following a single oral administration of 20 mcg/kg of radioactive [<sup>3</sup>H] paricalcitol to lactating rats, the concentrations of total radioactivity was determined. Lower levels of total radioactivity were present in the milk compared to that in the plasma of the dams indicating that low levels of [<sup>3</sup>H] paricalcitol and/or its metabolites are secreted into milk. Exposure of the pups to [<sup>3</sup>H] paricalcitol through milk was confirmed by the presence of radioactive material in the pups' stomachs.

### **8.4 Pediatric Use**

The safety and efficacy of paricalcitol for the prevention and treatment of secondary hyperparathyroidism associated with CKD have been established in pediatric patients 5 years of age and older with CKD on dialysis. Use of paricalcitol in pediatric patients 5 years of age and older is supported by evidence from an adequate and well-controlled study in 29 patients, 5 to 19 years of age, with CKD on hemodialysis [*see Clinical Studies (14)*].

The safety and efficacy of paricalcitol have not been established in pediatric patients less than 5 years old.

### **8.5 Geriatric Use**

Clinical studies of paricalcitol did not include sufficient numbers of subjects aged 65 and over to determine whether they respond differently from younger subjects. Other reported clinical experience has not identified differences in responses between the elderly and younger patients. In general, dose selection for an elderly patient should be cautious, usually starting at the low end of the dosing range, reflecting the greater frequency of decreased hepatic or cardiac function, and of concomitant disease or other drug therapy.

### **8.6 Hepatic Impairment**

The pharmacokinetics of paricalcitol were studied in patients with mild and moderate hepatic impairment and were similar to that of patients with normal hepatic function. No dose adjustment is required in patients with mild or moderate hepatic function.

Paricalcitol has not been studied in patients with severe hepatic impairment.

## 10 OVERDOSAGE

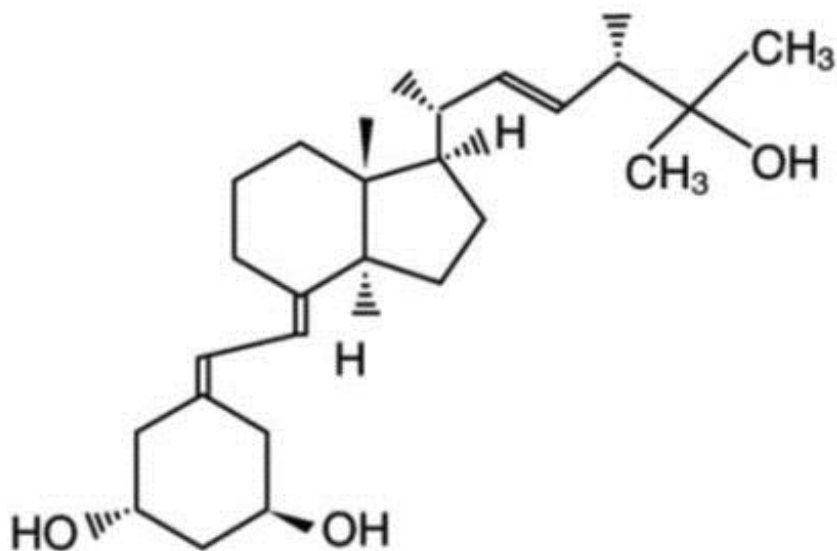
Overdosage of paricalcitol may lead to hypercalcemia, hypercalciuria, and hyperphosphatemia [see *Warnings and Precautions* (5.1)].

The treatment of acute overdosage should consist of supportive measures and discontinuation of drug administration. Serum calcium levels should be measured until normal.

Paricalcitol is not significantly removed by dialysis.

## 11 DESCRIPTION

Paricalcitol, USP, is a synthetically manufactured active vitamin D analog. It is a white powder chemically designated as 19-nor-1 $\alpha$ ,3 $\beta$ ,25-trihydroxy-9,10-secoergosta-5(Z),7(E),22(E)-triene and has the following structural formula:



Molecular formula is C<sub>27</sub>H<sub>44</sub>O<sub>3</sub>.

Molecular weight is 416.64.

Paricalcitol injection, USP is a sterile, aqueous solution for intravenous use. Each mL contains paricalcitol USP, 2 mcg or 5 mcg and the following inactive ingredients: alcohol, 20% (v/v) and propylene glycol, 30% (v/v).

## 12 CLINICAL PHARMACOLOGY

### 12.1 Mechanism of Action

Paricalcitol is a synthetic, biologically active vitamin D<sub>2</sub> analog. Preclinical and *in vitro*

studies have demonstrated that paricalcitol's biological actions are mediated through binding of the vitamin D receptor (VDR), which results in the selective activation of vitamin D responsive pathways. Vitamin D and paricalcitol have been shown to reduce PTH levels by inhibiting PTH synthesis and secretion.

### 12.3 Pharmacokinetics

Within two hours after administering paricalcitol intravenous doses ranging from 0.04 to 0.24 mcg/kg, concentrations of paricalcitol decreased rapidly; thereafter, concentrations of paricalcitol declined log-linearly. No accumulation of paricalcitol was observed with three times a week dosing.

#### Distribution

Paricalcitol is extensively bound to plasma proteins ( $\geq 99.8\%$ ). In healthy subjects, the steady-state volume of distribution is approximately 23.8 L. The mean volume of distribution following a 0.24 mcg/kg dose of paricalcitol in CKD Stage 5 subjects requiring hemodialysis (HD) and peritoneal dialysis (PD) is between 31 and 35 L.

#### Elimination

##### *Metabolism*

After intravenous administration of a 0.48 mcg/kg dose of  $^3\text{H}$ -paricalcitol, parent drug was extensively metabolized, with only about 2% of the dose eliminated unchanged in the feces and no parent drug found in the urine. Several metabolites were detected in both the urine and feces. Most of the systemic exposure was from the parent drug. Two minor metabolites, relative to paricalcitol, were detected in human plasma. One metabolite was identified as 24(R)-hydroxy paricalcitol, while the other metabolite was unidentified. The 24(R)-hydroxy paricalcitol is less active than paricalcitol in an *in vivo* rat model of PTH suppression.

*In vitro* data suggest that paricalcitol is metabolized by multiple hepatic and non-hepatic enzymes, including mitochondrial CYP24, as well as CYP3A4 and UGT1A4. The identified metabolites include the product of 24(R)-hydroxylation (present at low levels in plasma), as well as 24,26- and 24,28-dihydroxylation and direct glucuronidation.

##### *Excretion*

Paricalcitol is excreted primarily by hepatobiliary excretion. Approximately 63% of the radioactivity was eliminated in the feces and 19% was recovered in the urine in healthy subjects. In healthy subjects, the mean elimination half-life of paricalcitol is about five to seven hours over the studied dose range of 0.04 to 0.16 mcg/kg. The pharmacokinetics of paricalcitol has been studied in CKD patients requiring hemodialysis (HD) and peritoneal dialysis (PD). The mean elimination half-life of paricalcitol after administration of 0.24 mcg/kg paricalcitol IV bolus dose in CKD HD and PD patients is 13.9 and 15.4 hours, respectively (Table 5).

**Table 5: Mean  $\pm$  SD Paricalcitol Pharmacokinetic Parameters in CKD Patients on Dialysis Following Single 0.24 mcg/kg Intravenous Bolus Dose**

	CKD -HD (n=14)	CKD -PD (n=8)
C <sub>max</sub> (ng/mL)	1.680 $\pm$ 0.511	1.832 $\pm$ 0.315

AUC <sub>0-∞</sub> (ng·h/mL)	14.51 ± 4.12	16.01 ± 5.98
β (1/h)	0.050 ± 0.023	0.045 ± 0.026
t <sub>1/2</sub> (h)*	13.9 ± 7.3	15.4 ± 10.5
CL (L/h)	1.49 ± 0.60	1.54 ± 0.95
Vdβ (L)	30.8 ± 7.5	34.9 ± 9.5
* harmonic mean ± pseudo standard deviation, HD: hemodialysis, PD: peritoneal dialysis. The degree of accumulation was consistent with the half-life and dosing frequency.		

### Specific Populations

The pharmacokinetics of paricalcitol has not been investigated in geriatric and pediatric patients.

#### *Male and Female Patients*

The pharmacokinetics of paricalcitol were gender independent.

#### *Patients with Hepatic Impairment*

The disposition of paricalcitol (0.24 mcg/kg) was compared in patients with mild (n=5) and moderate (n=5) hepatic impairment (as indicated by the Child-Pugh method) and subjects with normal hepatic function (n=10). The pharmacokinetics of unbound paricalcitol were similar across the range of hepatic function evaluated in this study. The influence of severe hepatic impairment on the pharmacokinetics of paricalcitol has not been evaluated.

#### *Patients with Renal Impairment*

The pharmacokinetics of paricalcitol have been studied in CKD patients requiring hemodialysis (HD) and peritoneal dialysis (PD). Hemodialysis procedure has essentially no effect on paricalcitol elimination. However, compared to healthy subjects, CKD patients on dialysis showed a decreased CL and increased half-life.

### Drug Interaction Studies

An *in vitro* study indicates that paricalcitol is not an inhibitor of CYP1A2, CYP2A6, CYP2B6, CYP2C8, CYP2C9, CYP2C19, CYP2D6, CYP2E1, or CYP3A at concentrations up to 50 nM (21 ng/mL) (approximately 20-fold greater than that obtained after highest tested dose). In fresh primary cultured hepatocytes, the induction observed at paricalcitol concentrations up to 50 nM was less than two-fold for CYP2B6, CYP2C9 or CYP3A, where the positive controls rendered a six- to nineteen-fold induction. Hence, paricalcitol is not expected to inhibit or induce the clearance of drugs metabolized by these enzymes.

Drug interactions with paricalcitol injection have not been studied. The following studies have been performed with oral paricalcitol capsules.

#### *Omeprazole*

The pharmacokinetic interaction between paricalcitol capsule (16 mcg) and omeprazole (40 mg; oral), a strong inhibitor of CYP2C19, was investigated in a single dose, crossover study in healthy subjects. The pharmacokinetics of paricalcitol were unaffected when omeprazole was administered approximately 2 hours prior to the paricalcitol dose.

## *Strong CYP3A Inhibitors*

### Ketoconazole

The effect of multiple doses of ketoconazole, a strong inhibitor of CYP3A administered as 200 mg BID for 5 days, on the pharmacokinetics of paricalcitol capsule has been studied in healthy subjects. The  $C_{max}$  of paricalcitol was minimally affected, but  $AUC_{0-\infty}$  approximately doubled in the presence of ketoconazole. The mean half-life of paricalcitol was 17.0 hours in the presence of ketoconazole as compared to 9.8 hours, when paricalcitol was administered alone [see *Drug Interactions* (7)].

## **13 NONCLINICAL TOXICOLOGY**

### **13.1 Carcinogenesis, Mutagenesis and Impairment of Fertility**

In a 104-week carcinogenicity study in CD-1 mice, an increased incidence of uterine leiomyoma and leiomyosarcoma was observed at subcutaneous doses of 1, 3, 10 mcg/kg administered 3 times per week (2 to 15 times the AUC at a human dose of 14 mcg, equivalent to 0.24 mcg/kg based on AUC). The incidence rate of uterine leiomyoma was significantly different than the control group at the highest dose of 10 mcg/kg.

In a 104-week carcinogenicity study in rats, there was an increased incidence of benign adrenal pheochromocytoma at subcutaneous doses of 0.15, 0.5, 1.5 mcg/kg administered 3 times per week (at less than clinical exposure to 7 times the exposure following a human dose of 14 mcg, equivalent to 0.24 mcg/kg based on AUC). The increased incidence of pheochromocytomas in rats may be related to the alteration of calcium homeostasis by paricalcitol.

Paricalcitol did not exhibit genetic toxicity *in vitro* with or without metabolic activation in the microbial mutagenesis assay (Ames Assay), mouse lymphoma mutagenesis assay (L5178Y), or a human lymphocyte cell chromosomal aberration assay. There was also no evidence of genetic toxicity in an *in vivo* mouse micronucleus assay.

Paricalcitol had no effect on fertility (male or female) in rats at intravenous doses up to 20 mcg/kg/dose (13 times a human dose of 14 mcg, equivalent to 0.24 mcg/kg based on surface area,  $mg/m^2$ ).

## **14 CLINICAL STUDIES**

### Adult Studies in CKD on Dialysis

Three 12-week, placebo-controlled studies were conducted in 78 patients with CKD on hemodialysis. In these studies, patients ranged in age from 22 to 90 years, 51% were males, 13% were Caucasian, 79% were African-American, and 8% were Hispanic. The most common causes of renal failure were hypertension and diabetes. The dose of paricalcitol was started at 0.04 mcg/kg 3 times per week intravenously. The dose was increased by 0.04 mcg/kg every 2 weeks until intact PTH levels were decreased at least 30% from baseline or a fifth escalation brought the dose to 0.24 mcg/kg, or intact PTH fell to less than 100 pg/mL, or the  $Ca \times P$  product was greater than 75 within any 2 week period, or serum calcium became greater than 11.5 mg/dL at any time.

Patients treated with paricalcitol achieved a mean intact PTH reduction of 30% within 6

weeks. The results from these studies are as follows:

**Table 6: Mean Changes from Baseline to Final Evaluation in intact PTH, Alkaline Phosphatase, Phosphorus and Calcium × Phosphorus Product in Adult Patients with CKD on Dialysis in Three 12-Week Placebo-Controlled Studies**

	<b>Group (No. of Pts.)</b>	<b>Baseline Mean (Range)</b>	<b>Mean (SE) Change From Baseline to Final Evaluation</b>
intact PTH (pg/mL)	Paricalcitol (n = 40)	783 (291 to 2076)	-379 (43.7)
	placebo (n = 38)	745 (320 to 1671)	-69.6 (44.8)
Alkaline Phosphatase (U/L)	Paricalcitol (n = 31)	150 (40 to 600)	-41.5 (10.6)
	placebo (n = 34)	169 (56 to 911)	+2.6 (10.1)
Phosphorus (mg/dL)	Paricalcitol (n = 40)	5.8 (3.7 to 10.2)	+0.47 (0.3)
	placebo (n = 38)	6.0 (2.8 to 8.8)	-0.47 (0.3)
Calcium × Phosphorus Product	Paricalcitol (n = 40)	54 (32 to 106)	+7.9 (2.2)
	placebo (n = 38)	54 (26 to 77)	-3.9 (2.3)

#### Pediatric Study in CKD on Dialysis

Paricalcitol was evaluated in a 12-week randomized, double-blind, placebo-controlled study of 29 pediatric patients, aged 5 to 19 years, with CKD on hemodialysis; nearly all had received some form of vitamin D prior to the study. Of the 29 patients, 76% were male, 52% were Caucasian and 45% were African-American. The initial dose of paricalcitol was 0.04 mcg/kg 3 times per week, based on baseline intact PTH level of less than 500 pg/mL, or 0.08 mcg/kg 3 times per week, based on baseline intact PTH level of 500 pg/mL or greater. The dose of paricalcitol was adjusted in 0.04 mcg/kg increments based on the levels of serum intact PTH, calcium and Ca × P. The mean baseline levels of intact PTH were 841 pg/mL for the 15 paricalcitol-treated patients and 740 pg/mL for the 14 placebo-treated patients. The mean dose of paricalcitol administered was 4.6 mcg (range: 0.8 mcg to 9.6 mcg). Sixty-seven percent of the paricalcitol-treated patients and 14% of the placebo-treated patients completed the trial. Seventy-one percent of the placebo-treated patients discontinued due to excessive elevations in intact PTH levels, as defined by 2 consecutive intact PTH levels greater than 700 pg/mL and greater than baseline after 4 weeks of treatment.

The primary efficacy analysis demonstrated that 60% of paricalcitol-treated patients and 21% of placebo-treated patients achieved two consecutive greater than or equal to 30% reductions from baseline in intact PTH.

## **16 HOW SUPPLIED/STORAGE AND HANDLING**

Paricalcitol injection, USP is supplied as a sterile, clear, colorless, aqueous solution for

intravenous injection. It is available as follows:

**2 mcg/ mL (1 mL)**

(Each 1 mL single-dose vial contains **2 mcg** of paricalcitol, USP)

1 mL Single-Dose Vial	NDC 70121-1033-1
25 Vials in a Carton	NDC 70121-1033-5
10 Vials in a Carton	NDC 70121-1033-7

**5 mcg/ mL (1 mL)**

(Each 1 mL single-dose vial contains **5 mcg** of paricalcitol, USP)

1 mL Single-Dose Vial	NDC 70121-1034-1
25 Vials in a Carton	NDC 70121-1034-5
10 Vials in a Carton	NDC 70121-1034-7

**10 mcg/2 mL (5 mcg/mL) (2 mL)**

(Each 2 mL single-dose vial contains **10 mcg** of paricalcitol, USP)

2 mL Single-Dose Vial	NDC 70121-1035-1
25 Vials in a Carton	NDC 70121-1035-5
10 Vials in a Carton	NDC 70121-1035-7

**10 mcg/2 mL (5 mcg/mL) (2 mL)**

(Each 2 mL multiple-dose vial contains **10 mcg** of paricalcitol, USP)

2 mL Multiple-Dose Vial	NDC 70121-1036-1
25 Vials in a Carton	NDC 70121-1036-5
10 Vials in a Carton	NDC 70121-1036-7

Store at 20° to 25°C (68° to 77°F); excursions permitted between 15° to 30°C (59° to 86°F) [see USP Controlled Room Temperature].

Discard any unused portion of the single-dose vial after use.

The contents of the multiple-dose vial remain stable up to seven days after initial use when stored at controlled room temperature.

## **17 PATIENT COUNSELING INFORMATION**

### Hypercalcemia

Advise patients to contact a health care provider if they develop symptoms of elevated calcium (e.g. feeling tired, difficulty thinking clearly, loss of appetite, nausea, vomiting, constipation, increased thirst, increased urination and weight loss) [see *Warnings and Precautions* (5.1)].

### Monitoring

Inform patients that they will need routine monitoring of laboratory parameters such as calcium and intact PTH while receiving paricalcitol injection. Inform patients that more



frequent monitoring is necessary during the initiation of therapy, following dose changes or when potentially interacting medications are started or discontinued [see *Dosage and Administration* (2), *Drug Interactions* (7)].

### Drug Interactions

Advise patients to inform their physician of all medications, including prescription and nonprescription drugs, and supplements they are taking. Advise patients to also inform their physician that they are receiving paricalcitol injection if a new medication is prescribed [see *Drug Interactions* (7)].

Manufactured by:

**Amneal Pharmaceuticals Pvt. Ltd.**

**Parenteral Unit**

Ahmedabad 382213, INDIA

Distributed by:

**Amneal Pharmaceuticals LLC**

Bridgewater, NJ 08807

Rev. 05-2019-02

### **PRINCIPAL DISPLAY PANEL**

**NDC 70121-1033-1**

**Paricalcitol injection, USP 2 mcg/mL**

**Rx Only**

**Vial Label**

**Amneal Pharmaceuticals LLC**

NDC 70121-1033-1

**Paricalcitol Injection, USP**

**2 mcg/mL**

**Single-Dose Vial. Discard unused portion. For Intravenous Use.**

Each mL contains paricalcitol, USP, 2 mcg; propylene glycol 30% (v/v); and alcohol, 20% (v/v).

**1 mL  
Rx only**

**Made in India** Mfg. Lic. No. G/29/7772

Distributed by: **Amneal Pharmaceutical LLC**

Bridgewater, NJ 08807

Rev. 05-2019-01

Lot:

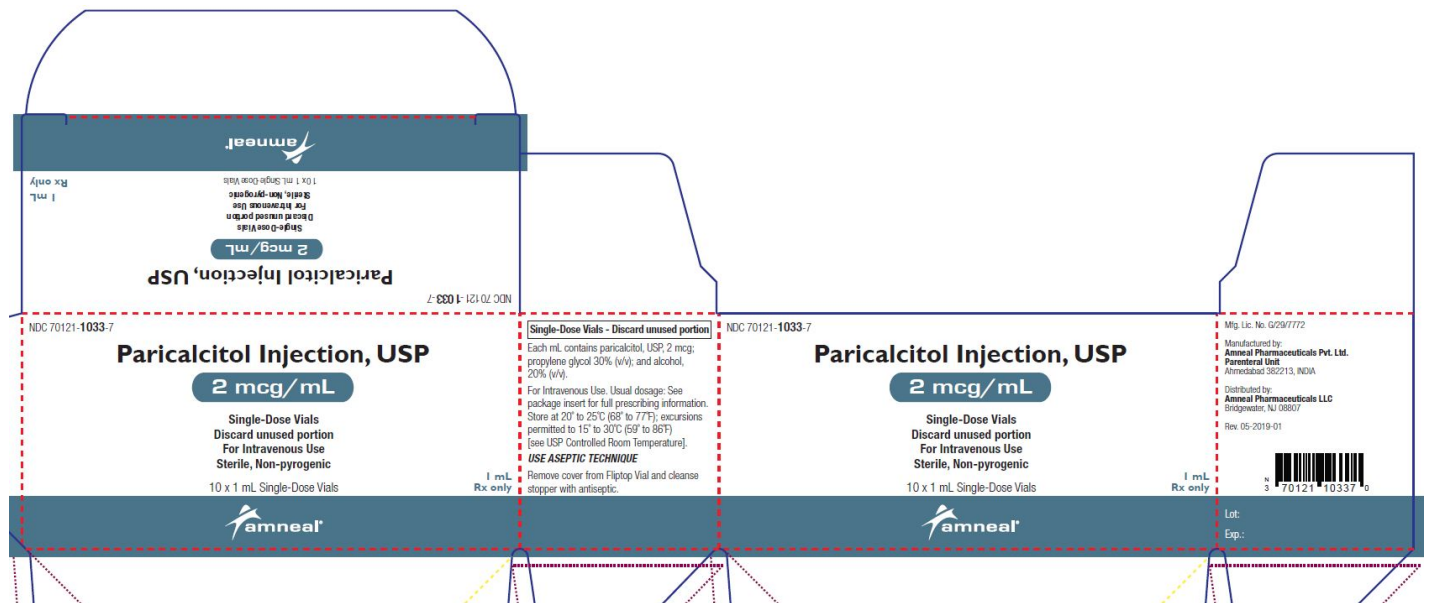
Exp.:



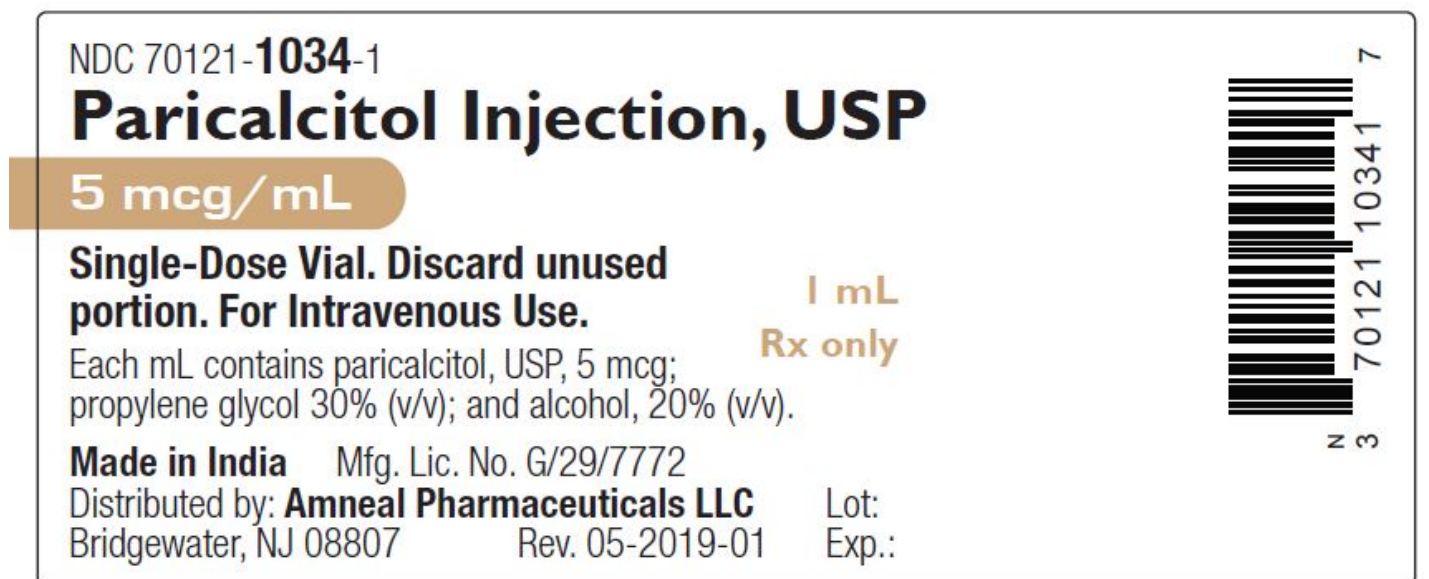
**NDC 70121-1033-7**

**Paricalcitol injection, USP 2 mcg/mL**

**Rx Only**  
**Carton Label**  
**Amneal Pharmaceuticals LLC**

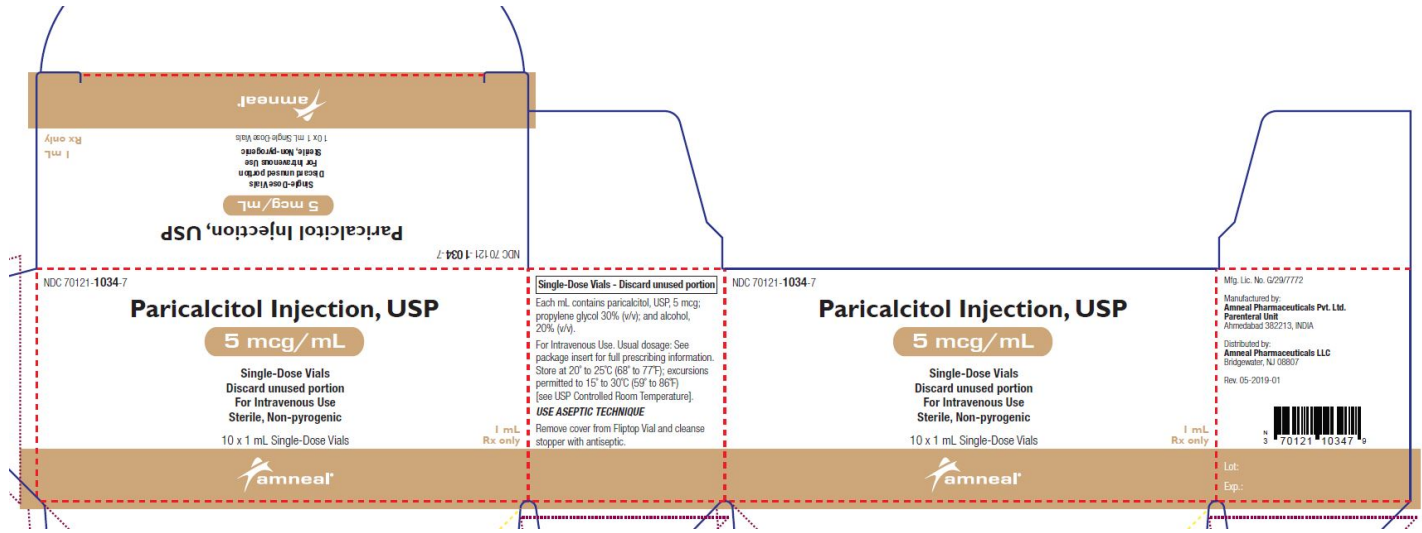


**NDC 70121-1034-1**  
**Paricalcitol injection, USP 5 mcg/mL**  
**Rx Only**  
**Vial Label**  
**Amneal Pharmaceuticals LLC**



**NDC 70121-1034-7**  
**Paricalcitol injection, USP 5 mcg/mL**

**Rx Only**  
**Carton Label**  
**Amneal Pharmaceuticals LLC**



**NDC 70121-1035-1**  
**Paricalcitol injection, USP 10 mcg/2 mL**  
**Rx Only**  
**Vial Label**  
**Amneal Pharmaceuticals LLC**

NDC 70121-1035-1

# Paricalcitol Injection, USP

**10 mcg/2 mL (5 mcg/mL)**

**Single-Dose Vial. Discard unused portion. For Intravenous Use.**

Each mL contains paricalcitol, USP, 5 mcg; propylene glycol 30% (v/v); and alcohol, 20% (v/v).

**Made in India** Mfg. Lic. No. G/29/7772


Distributed by: **Amneal Pharmaceuticals LLC**

Bridgewater, NJ 08807 Rev. 05-2019-01

Lot:

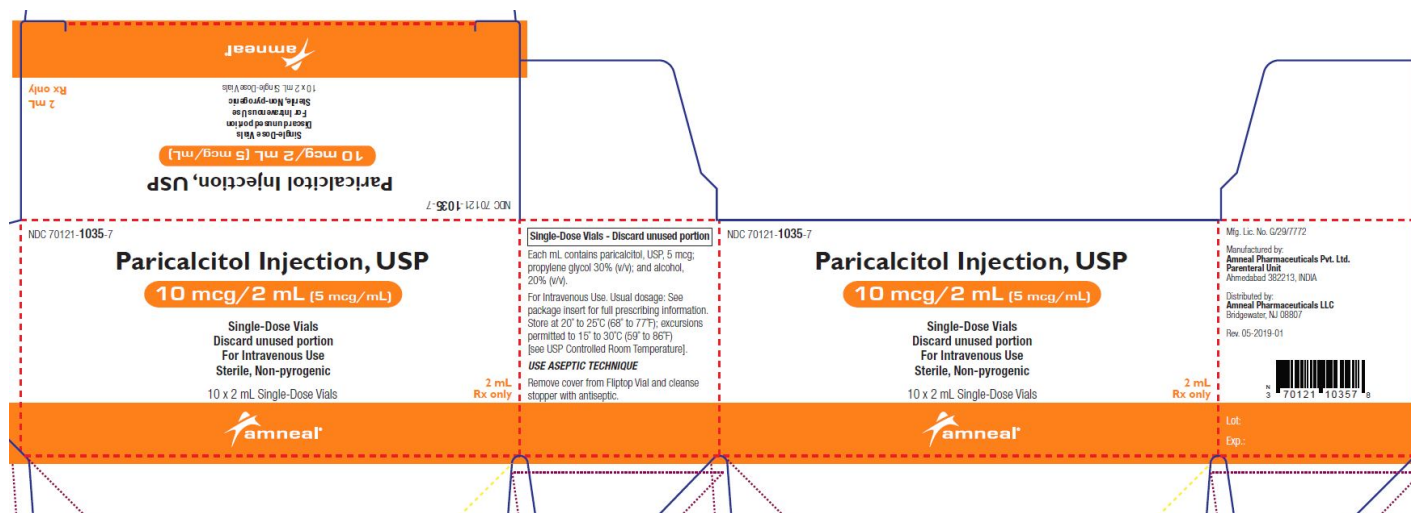
Exp.:

**2 mL**  
**Rx only**

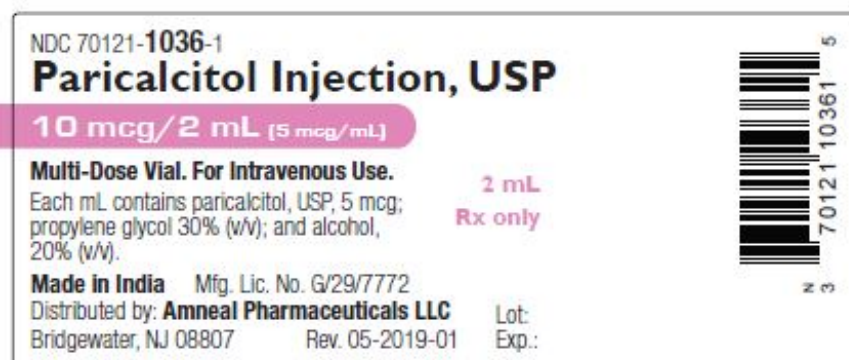


3 70121 10351 6

**NDC 70121-1035-7**  
**Paricalcitol injection, USP 10 mcg/2 mL**  
**Rx Only**  
**Carton Label**  
**Amneal Pharmaceuticals LLC**

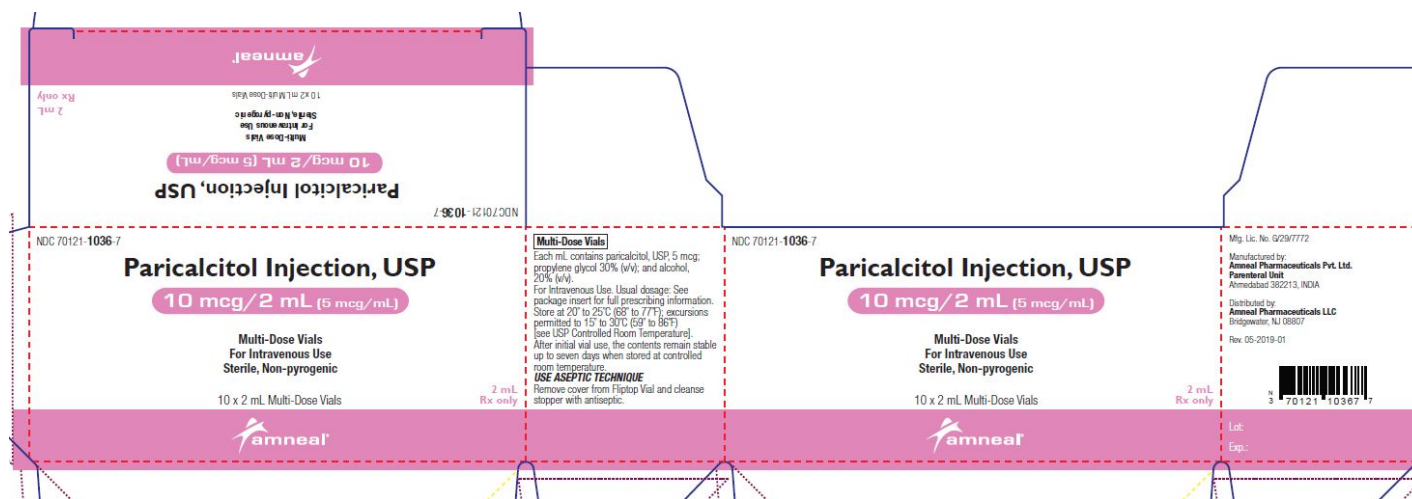


**NDC 70121-1036-1**  
**Paricalcitol injection, USP 10 mcg/2 mL**  
**Rx Only**  
**Multi-dose Vial Label**  
**Amneal Pharmaceuticals LLC**



**NDC 70121-1036-7**  
**Paricalcitol injection, USP 10 mcg/2 mL**  
**Rx Only**  
**Multi-dose carton Label**  
**Amneal Pharmaceuticals LLC**





# **PARICALCITOL**

paricalcitol injection

## **Product Information**

<b>Product Type</b>	HUMAN PRESCRIPTION DRUG	<b>Item Code (Source)</b>	NDC:70121-1033
<b>Route of Administration</b>	INTRAVENOUS		

## **Active Ingredient/Active Moiety**

Ingredient Name	Basis of Strength	Strength
<b>PARICALCITOL</b> (UNII: 6702D36OG5) (PARICALCITOL - UNII:6702D36OG5)	PARICALCITOL	2 ug in 1 mL

## **Inactive Ingredients**

Ingredient Name	Strength
<b>ALCOHOL</b> (UNII: 3K9958V90M)	
<b>PROPYLENE GLYCOL</b> (UNII: 6DC9Q167V3)	
<b>WATER</b> (UNII: 059QF0KO0R)	

## **Product Characteristics**

<b>Color</b>	white (clear, colorless)	<b>Score</b>	
<b>Shape</b>		<b>Size</b>	
<b>Flavor</b>		<b>Imprint Code</b>	
<b>Contains</b>			

## **Packaging**

#	Item Code	Package Description	Marketing Start Date	Marketing End Date
1	NDC:70121-1033-5	25 in 1 CARTON	03/09/2017	
1	NDC:70121-1033-1	1 mL in 1 VIAL, SINGLE-DOSE; Type 0: Not a Combination Product		

2	NDC:70121-1033-7	10 in 1 CARTON	03/09/2017	
2	NDC:70121-1033-1	1 mL in 1 VIAL, SINGLE-DOSE; Type 0: Not a Combination Product		

Marketing Information

Marketing Category	Application Number or Monograph Citation	Marketing Start Date	Marketing End Date
ANDA	ANDA206699	03/09/2017	

PARICALCITOL

paricalcitol injection

Product Information

Product Type

HUMAN PRESCRIPTION DRUG

Item Code (Source)

NDC:70121-1034

Route of Administration

INTRAVENOUS

Active Ingredient/Active Moiety

Ingredient Name

PARICALCITOL (UNII: 6702D36OG5) (PARICALCITOL - UNII:6702D36OG5)

Basis of Strength

PARICALCITOL

Strength

5 ug in 1 mL

Inactive Ingredients

Ingredient Name

ALCOHOL (UNII: 3K9958V90M)

Strength

Ingredient Name

PROPYLENE GLYCOL (UNII: 6DC9Q167V3)

Strength

Ingredient Name

WATER (UNII: 059QF0KO0R)

Strength

Product Characteristics

Color

white (clear, colorless)

Score

Shape

Size

Flavor

Imprint Code

Contains

Packaging

#

Item Code

Package Description

Marketing Start Date

Marketing End Date

1

NDC:70121-1034-7

10 in 1 CARTON

03/09/2017

1

NDC:70121-1034-1

1 mL in 1 VIAL, SINGLE-DOSE; Type 0: Not a Combination Product

2

NDC:70121-1034-5

25 in 1 CARTON

03/09/2017

<b>2</b>	NDC:70121-1034-1	1 mL in 1 VIAL, SINGLE-DOSE; Type 0: Not a Combination Product		
<b>Marketing Information</b>				
<b>Marketing Category</b>	<b>Application Number or Monograph Citation</b>		<b>Marketing Start Date</b>	<b>Marketing End Date</b>
ANDA	ANDA206699		03/09/2017	

PARICALCITOL				
paricalcitol injection				
Product Information				
Product Type	HUMAN PRESCRIPTION DRUG		Item Code (Source)	NDC:70121-1035
Route of Administration	INTRAVENOUS			
Active Ingredient/Active Moiety				
Ingredient Name			Basis of Strength	Strength
PARICALCITOL (UNII: 6702D36OG5) (PARICALCITOL - UNII:6702D36OG5)			PARICALCITOL	10 ug in 2 mL
Inactive Ingredients				
Ingredient Name				Strength
ALCOHOL (UNII: 3K9958V90M)				
PROPYLENE GLYCOL (UNII: 6DC9Q167V3)				
WATER (UNII: 059QF0KO0R)				
Product Characteristics				
Color	white (clear, colorless)		Score	
Shape			Size	
Flavor			Imprint Code	
Contains				
Packaging				
#	Item Code	Package Description	Marketing Start Date	Marketing End Date
1	NDC:70121-1035-5	25 in 1 CARTON	03/09/2017	
1	NDC:70121-1035-1	2 mL in 1 VIAL, SINGLE-DOSE; Type 0: Not a Combination Product		
2	NDC:70121-1035-7	10 in 1 CARTON	03/09/2017	
2	NDC:70121-1035-1	2 mL in 1 VIAL, SINGLE-DOSE; Type 0: Not a Combination Product		

## Marketing Information

Marketing Category	Application Number or Monograph Citation	Marketing Start Date	Marketing End Date
ANDA	ANDA206699	03/09/2017	

## PARICALCITOL

paricalcitol injection

### Product Information

Product Type	HUMAN PRESCRIPTION DRUG	Item Code (Source)	NDC:70121-1036
Route of Administration	INTRAVENOUS		

### Active Ingredient/Active Moiety

Ingredient Name	Basis of Strength	Strength
PARICALCITOL (UNII: 6702D36OG5) (PARICALCITOL - UNII:6702D36OG5)	PARICALCITOL	10 ug in 2 mL

### Inactive Ingredients

Ingredient Name	Strength
ALCOHOL (UNII: 3K9958V90M)	
PROPYLENE GLYCOL (UNII: 6DC9Q167V3)	
WATER (UNII: 059QF0KO0R)	

### Product Characteristics

Color	white (clear, colorless)	Score	
Shape		Size	
Flavor		Imprint Code	
Contains			

### Packaging

#	Item Code	Package Description	Marketing Start Date	Marketing End Date
1	NDC:70121-1036-7	10 in 1 CARTON	03/09/2017	
1	NDC:70121-1036-1	2 mL in 1 VIAL, MULTI-DOSE; Type 0: Not a Combination Product		
2	NDC:70121-1036-5	25 in 1 CARTON	03/09/2017	
2	NDC:70121-1036-1	2 mL in 1 VIAL, MULTI-DOSE; Type 0: Not a Combination Product		



## Marketing Information

Marketing Category	Application Number or Monograph Citation	Marketing Start Date	Marketing End Date
ANDA	ANDA206699	03/09/2017	

**Labeler** - Amneal Pharmaceuticals LLC (827748190)

## Establishment

Name	Address	ID/FEI	Business Operations
Amneal Pharmaceuticals Private Limited		860156658	analysis(70121-1033, 70121-1034, 70121-1035, 70121-1036) , manufacture(70121-1033, 70121-1034, 70121-1035, 70121-1036) , pack(70121-1033, 70121-1034, 70121-1035, 70121-1036) , sterilize(70121-1033, 70121-1034, 70121-1035, 70121-1036)

Revised: 5/2019

Amneal Pharmaceuticals LLC