

RESTASIS MULTIDOSE- cyclosporine emulsion

Allergan, Inc.

HIGHLIGHTS OF PRESCRIBING INFORMATION

These highlights do not include all the information needed to use **RESTASIS MULTIDOSE™** safely and effectively. See full prescribing information for **RESTASIS MULTIDOSE™**.

RESTASIS MULTIDOSE™ (cyclosporine ophthalmic emulsion) 0.05% For topical ophthalmic use

Initial U.S. Approval: 1983

INDICATIONS AND USAGE

RESTASIS MULTIDOSE™ is a calcineurin inhibitor immunosuppressant indicated to increase tear production in patients whose tear production is presumed to be suppressed due to ocular inflammation associated with keratoconjunctivitis sicca. Increased tear production was not seen in patients currently taking topical anti-inflammatory drugs or using punctal plugs. (1)

DOSAGE AND ADMINISTRATION

- Prime by squeezing two drops onto a tissue before initial use. (2.1)
- Instill one drop of **RESTASIS MULTIDOSE™** ophthalmic emulsion twice a day in each eye approximately 12 hours apart. (2.2)

DOSAGE FORMS AND STRENGTHS

Cyclosporine ophthalmic emulsion 0.5 mg/mL (3)

CONTRAINDICATIONS

- Hypersensitivity (4)

WARNINGS AND PRECAUTIONS

- To avoid the potential for eye injury and contamination, be careful not to touch the bottle tip to your eye or other surfaces. (5.1)

ADVERSE REACTIONS

The most common adverse reaction following the use of cyclosporine ophthalmic emulsion 0.05% was ocular burning (17%). (6.1)

To report **SUSPECTED ADVERSE REACTIONS**, contact Allergan, Inc. at 1-800-433-8871 or FDA at 1-800-FDA-1088 or www.fda.gov/medwatch.

See 17 for **PATIENT COUNSELING INFORMATION** and FDA-approved patient labeling.

Revised: 10/2016

FULL PRESCRIBING INFORMATION: CONTENTS*

- 1 INDICATIONS AND USAGE**
- 2 DOSAGE AND ADMINISTRATION**
 - 2.1 Preparation for First-Time Use**
 - 2.2 Preparation for Use**
- 3 DOSAGE FORMS AND STRENGTHS**
- 4 CONTRAINDICATIONS**
- 5 WARNINGS AND PRECAUTIONS**
 - 5.1 Potential for Eye Injury and Contamination**
 - 5.2 Use with Contact Lenses**
- 6 ADVERSE REACTIONS**

6.1	Clinical Trials Experience
6.2	Post-marketing Experience
8	USE IN SPECIFIC POPULATIONS
8.1	Pregnancy
8.2	Lactation
8.4	Pediatric Use
8.5	Geriatric Use
11	DESCRIPTION
12	CLINICAL PHARMACOLOGY
12.1	Mechanism of Action
12.3	Pharmacokinetics
13	NONCLINICAL TOXICOLOGY
13.1	Carcinogenesis, Mutagenesis, Impairment of Fertility
14	CLINICAL STUDIES
16	HOW SUPPLIED/STORAGE AND HANDLING
17	PATIENT COUNSELING INFORMATION

* Sections or subsections omitted from the full prescribing information are not listed.

FULL PRESCRIBING INFORMATION

1 INDICATIONS AND USAGE

RESTASIS MULTIDOSE™ ophthalmic emulsion is indicated to increase tear production in patients whose tear production is presumed to be suppressed due to ocular inflammation associated with keratoconjunctivitis sicca. Increased tear production was not seen in patients currently taking topical anti-inflammatory drugs or using punctal plugs.

2 DOSAGE AND ADMINISTRATION

Instill one drop of **RESTASIS MULTIDOSE™** ophthalmic emulsion twice a day in each eye approximately 12 hours apart. **RESTASIS MULTIDOSE™** can be used concomitantly with lubricant eye drops, allowing a 15-minute interval between products.

2.1 Preparation for First-Time Use

Step 1: Pull off the clear shipping cover by pulling straight up. Throw the shipping cover away. Do not use **RESTASIS MULTIDOSE™** if shipping cover or pull tab are damaged or missing.



Step 2: Remove the pull tab on the olive green colored protective cap by pulling the end

of the pull tab away from the bottle then winding it counterclockwise. Throw away the pull tab.



Step 3: Remove the olive green colored protective cap by pulling it straight up. Keep the colored protective cap.



Step 4: Prime the bottle for first-time use by squeezing two drops onto a tissue. Do not let the bottle tip touch the tissue.



Step 5: The bottle is now ready for use. After use, recap the bottle with the olive green colored protective cap by pushing it straight down onto the bottle.



2.2 Preparation for Use

Step 6: Turn the bottle upside down a few times before giving your dose to make sure the medicine is mixed well.



Step 7: Instill one drop in the affected eye. Replace the olive green colored protective cap.

3 DOSAGE FORMS AND STRENGTHS

Ophthalmic emulsion containing cyclosporine 0.5 mg/mL

4 CONTRAINDICATIONS

RESTASIS MULTIDOSE™ is contraindicated in patients with known or suspected hypersensitivity to any of the ingredients in the formulation [see *Adverse Reactions* (6.2)].

5 WARNINGS AND PRECAUTIONS

5.1 Potential for Eye Injury and Contamination

Be careful not to touch the bottle tip to your eye or other surfaces to avoid potential for eye injury and contamination.

5.2 Use with Contact Lenses

RESTASIS MULTIDOSE™ should not be administered while wearing contact lenses. Patients with decreased tear production typically should not wear contact lenses. If contact lenses are worn, they should be removed prior to the administration of the emulsion. Lenses may be reinserted 15 minutes following administration of **RESTASIS MULTIDOSE™** ophthalmic emulsion.

6 ADVERSE REACTIONS

The following serious adverse reactions are described elsewhere in the labeling:

- Potential for Eye Injury and Contamination [see *Warnings and Precautions* (5.1)]

6.1 Clinical Trials Experience

Because clinical trials are conducted under widely varying conditions, adverse reaction rates observed in the clinical trials of a drug cannot be directly compared to rates in the clinical trials of another drug and may not reflect the rates observed in practice.

In clinical trials, the most common adverse reaction following the use of cyclosporine ophthalmic emulsion, 0.05% was ocular burning (17%).

Other reactions reported in 1% to 5% of patients included conjunctival hyperemia, discharge, epiphora, eye pain, foreign body sensation, pruritus, stinging, and visual disturbance (most often blurring).

6.2 Post-marketing Experience

The following adverse reactions have been identified during post approval use of cyclosporine ophthalmic emulsion, 0.05%. Because these reactions are reported voluntarily from a population of uncertain size, it is not always possible to reliably estimate their frequency or establish a causal relationship to drug exposure.

Reported reactions have included: hypersensitivity (including eye swelling, urticaria, rare cases of severe angioedema, face swelling, tongue swelling, pharyngeal edema, and dyspnea); and superficial injury of the eye (from the bottle tip touching the eye during administration).

8 USE IN SPECIFIC POPULATIONS

8.1 Pregnancy

Risk Summary

Clinical administration of cyclosporine ophthalmic emulsion 0.05% is not detected systemically following topical ocular administration [see *Clinical Pharmacology* (12.3)], and maternal use is not expected to result in fetal exposure to the drug. Oral administration of cyclosporine to pregnant rats or rabbits did not produce teratogenicity at clinically relevant doses [see *Data*].

Data

Animal Data

At maternally toxic doses (30 mg/kg/day in rats and 100 mg/kg/day in rabbits), cyclosporine oral solution (USP) was teratogenic as indicated by increased pre- and postnatal mortality, reduced fetal weight and skeletal retardations. These doses (normalized to body surface area) are 5,000 and 32,000 times greater, respectively, than the daily recommended human dose of one drop (approximately 28 mcL) of cyclosporine ophthalmic emulsion 0.05% twice daily into each eye of a 60 kg person (0.001 mg/kg/day), assuming that the entire dose is absorbed. No evidence of embryofetal toxicity was observed in rats or rabbits receiving cyclosporine during organogenesis at oral doses up to 17 mg/kg/day or 30 mg/kg/day, respectively. These doses in rats and rabbits are approximately 3,000 and 10,000 times greater, respectively, than the daily recommended human dose.

An oral dose of 45 mg/kg/day cyclosporine administered to rats from Day 15 of pregnancy until Day 21 postpartum produced maternal toxicity and an increase in postnatal mortality in offspring. This dose is 7,000 times greater than the daily recommended human dose. No adverse effects in dams or offspring were observed at oral doses up to 15 mg/kg/day (2,000 times greater than the daily recommended human dose).

8.2 Lactation

Risk Summary

Cyclosporine is known to appear in human milk following systemic administration, but its presence in human milk following topical treatment has not been investigated. Although blood concentrations are undetectable following topical administration of cyclosporine ophthalmic emulsion 0.05% [see *Clinical Pharmacology* (12.3)], caution should be exercised when **RESTASIS MULTIDOSE™** is administered to a nursing woman. The developmental and health benefits of breastfeeding should be considered along with the mother's clinical need for **RESTASIS MULTIDOSE™** and any potential adverse effects on the breast-fed child from cyclosporine.

8.4 Pediatric Use

Safety and efficacy have not been established in pediatric patients below the age of 16.

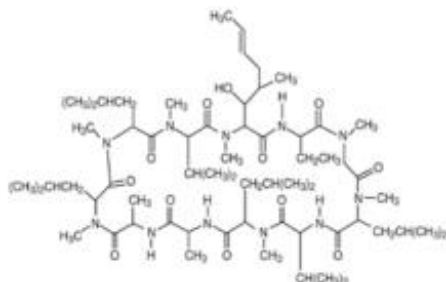
8.5 Geriatric Use

No overall difference in safety or effectiveness has been observed between elderly and younger patients.

11 DESCRIPTION

RESTASIS MULTIDOSE™ (cyclosporine ophthalmic emulsion) 0.05% contains a calcineurin inhibitor immunosuppressant with anti-inflammatory effects. Cyclosporine's chemical name is Cyclo[[*(E)*-(2*S*,3*R*,4*R*)-3-hydroxy-4-methyl-2-(methylamino)-6-octenoyl]-L-2-aminobutyryl-*N*-methylglycyl-*N*-methyl-L-leucyl-L-valyl-*N*-methyl-L-leucyl-L-alanyl-D-alanyl-*N*-methyl-L-leucyl-*N*-methyl-L-leucyl-*N*-methyl-L-valyl] and it has the following structure:

Structural Formula



Formula: C₆₂H₁₁₁N₁₁O₁₂ Mol. Wt.: 1202.6

Cyclosporine is a fine white powder. **RESTASIS MULTIDOSE™** appears as a white opaque to slightly translucent homogeneous emulsion. It has an osmolality of 230 to 320 mOsmol/kg and a pH of 6.5-8.0. Each mL of **RESTASIS MULTIDOSE™** ophthalmic emulsion contains: **Active:** cyclosporine 0.05%. **Inactives:** glycerin; castor oil; polysorbate 80; carbomer copolymer type A; purified water; and sodium hydroxide to adjust pH.

12 CLINICAL PHARMACOLOGY

12.1 Mechanism of Action

Cyclosporine is an immunosuppressive agent when administered systemically.

In patients whose tear production is presumed to be suppressed due to ocular inflammation associated with keratoconjunctivitis sicca, cyclosporine emulsion is thought to act as a partial immunomodulator. The exact mechanism of action is not known.

12.3 Pharmacokinetics

Blood cyclosporine A concentrations were measured using a specific high pressure liquid chromatography-mass spectrometry assay. Blood concentrations of cyclosporine, in all the samples collected, after topical administration of cyclosporine ophthalmic emulsion, 0.05%, twice daily, in humans for up to 12 months, were below the quantitation limit of 0.1 ng/mL. There was no detectable drug accumulation in blood during 12 months of treatment with cyclosporine ophthalmic emulsion, 0.05%.

13 NONCLINICAL TOXICOLOGY

13.1 Carcinogenesis, Mutagenesis, Impairment of Fertility

Carcinogenesis

Systemic carcinogenicity studies were conducted in male and female mice and rats. In the 78-week oral (diet) mouse study, at doses of 1, 4, and 16 mg/kg/day, evidence of a statistically significant trend was found for lymphocytic lymphomas in females, and the incidence of hepatocellular carcinomas in mid-dose males significantly exceeded the control value.

In the 24-month oral (diet) rat study, conducted at 0.5, 2, and 8 mg/kg/day, pancreatic islet cell adenomas significantly exceeded the control rate in the low dose level. The hepatocellular carcinomas and pancreatic islet cell adenomas were not dose related. The low doses in mice and rats are approximately 80 times greater (normalized to body surface area) than the daily recommended human dose of one drop (approximately 28 mcL) of cyclosporine ophthalmic emulsion, 0.05% twice daily into each eye of a 60 kg person (0.001 mg/kg/day), assuming that the entire dose is absorbed.

Mutagenesis

Cyclosporine has not been found to be mutagenic/genotoxic in the Ames Test, the V79-HGPRT Test, the micronucleus test in mice and Chinese hamsters, the chromosome-aberration tests in Chinese hamster bone-marrow, the mouse dominant lethal assay, and the DNA-repair test in sperm from treated mice. A study analyzing sister chromatid exchange (SCE) induction by cyclosporine using human lymphocytes *in vitro* gave indication of a positive effect (i.e., induction of SCE).

Impairment of Fertility

No impairment in fertility was demonstrated in studies in male and female rats receiving oral doses of cyclosporine up to 15 mg/kg/day (approximately 2,000 times the human daily dose of 0.001 mg/kg/day normalized to body surface area) for 9 weeks (male) and 2 weeks (female) prior to mating.

14 CLINICAL STUDIES

Four multicenter, randomized, adequate and well-controlled clinical studies were performed in approximately 1,200 patients with moderate to severe keratoconjunctivitis sicca. Cyclosporine ophthalmic emulsion, 0.05% demonstrated statistically significant increases in Schirmer wetting of 10 mm versus vehicle at six months in patients whose tear production was presumed to be suppressed due to ocular inflammation. This effect was seen in approximately 15% of cyclosporine ophthalmic emulsion, 0.05%-treated patients versus approximately 5% of vehicle-treated patients. Increased tear production was not seen in patients currently taking topical anti-inflammatory drugs or using punctal plugs.

No increase in bacterial or fungal ocular infections was reported following administration of cyclosporine ophthalmic emulsion, 0.05%.

16 HOW SUPPLIED/STORAGE AND HANDLING

RESTASIS MULTIDOSE™ ophthalmic emulsion is packaged in a sterile, multi-dose preservative-free bottle. Each bottle consists of a white opaque LDPE bottle, a white opaque polypropylene top with unidirectional valve and air filter, a protective olive green polypropylene cap, and a clear disposable shipping cover over the colored cap.

5.5 mL in 10-mL bottle - NDC 0023-5301-05

Storage: Store at 15-25 °C (59-77 °F).

17 PATIENT COUNSELING INFORMATION

Handling the Container

Advise patients to not allow the tip of the bottle to touch the eye or any surface, as this may contaminate the emulsion. Advise patients to not touch the bottle tip to their eye to avoid the potential for injury to the eye [see *Warnings and Precautions* (5.1)].

Use with Contact Lenses

RESTASIS MULTIDOSE™ should not be administered while wearing contact lenses. Patients with decreased tear production typically should not wear contact lenses. Advise patients that if contact lenses are worn, they should be removed prior to the administration of the emulsion. Lenses may be reinserted 15 minutes following administration of **RESTASIS MULTIDOSE™** ophthalmic emulsion [see *Warnings and Precautions* (5.2)].

Administration

Advise patients to read the “Instructions for Use” for detailed first-time use instructions.

© 2016 Allergan. All rights reserved.

Irvine, CA 92612, U.S.A.

All trademarks are the property of their respective owners.

Patented: See: www.allergan.com/products/patents

Made in Ireland.



72843US12

-----Cut Here ><-----

INSTRUCTIONS FOR USE

RESTASIS MULTIDOSE™ (Re stay' sis Mul tee dōs)

(cyclosporine ophthalmic emulsion) 0.05%

Read this Instructions for Use before you start using **RESTASIS MULTIDOSE™** and each time you get a refill. There may be new information. This leaflet does not take the place of talking to your healthcare provider about your medical condition or treatment.

Important:

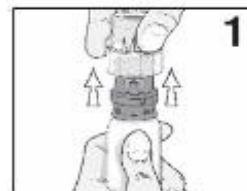
- **RESTASIS MULTIDOSE™** is for use in the eye
- Wash your hands before using **RESTASIS MULTIDOSE™**.
- Do not let the bottle tip touch the eye or any other surfaces to avoid contamination or injury to your eye.
- Use 1 drop of **RESTASIS MULTIDOSE™** in each eye, 2 times each day, about 12 hours apart.

- If you wear contact lenses, remove them before using **RESTASIS MULTIDOSE™**. Wait for at least 15 minutes before placing them back in your eyes.
- **RESTASIS MULTIDOSE™** can be used with lubricant eye drops, but you should wait at least 15 minutes between using each product.



PREPARING THE BOTTLE FOR FIRST-TIME USE:

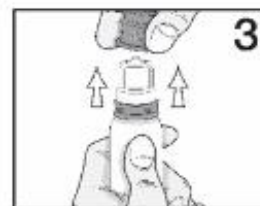
Step 1: Pull off shipping cover by pulling straight up. Throw the shipping cover away. **Do not** use **RESTASIS MULTIDOSE™** if shipping cover or pull tab are damaged or missing.




Step 2: Remove the pull tab on the olive green colored protective cap by pulling the end of the pull tab away from the bottle then winding it counterclockwise. Throw away the pull tab.



Step 3: Remove the olive green colored protective cap by pulling it straight up. Keep the colored protective cap.



Step 4: Prime the bottle for first time use by squeezing 2 drops onto a tissue. Do not let the bottle tip touch the tissue.



Step 5: The bottle is now ready for use. After use, recap the bottle with the olive green colored protective cap by pushing straight down onto the bottle.



GIVING YOUR DOSE:

Step 6: Turn the bottle upside down a few times before giving your dose to make sure the medicine is mixed well.



Step 7: Instill one drop in the affected eye. Replace the olive green colored protective cap.

How do I store RESTASIS MULTIDOSE™?

- Store **RESTASIS MULTIDOSE™** between 15-25 °C (59-77 °F).

Keep RESTASIS MULTIDOSE™ and all medicines out of the reach of children.

This Instructions for Use has been approved by the Food and Drug Administration.

© 2016 Allergan. All rights reserved. Irvine, CA 92612, U.S.A.

All trademarks are the property of their respective owners. Patented: See:
www.allergan.com/products/patents Made in Ireland.



Approved: 10/2016
72843US12

PRINCIPAL DISPLAY PANEL - Restasis Multidose Carton Label

Allergan™

NDC 0023-5301-05

Restasis

Multidose™

(Cyclosporine Ophthalmic Emulsion) 0.05%

For Topical Application

In the Eye

PRIOR TO FIRST USE, PLEASE READ

BOTTLE PREPARATION INSTRUCTIONS

Sterile, 5.5 mL

Preservative-Free Rx Only



RESTASIS MULTIDOSE

cyclosporine emulsion

Product Information

Product Type	HUMAN PRESCRIPTION DRUG	Item Code (Source)	NDC:0023-5301
Route of Administration	OPHTHALMIC		

Active Ingredient/Active Moiety

Ingredient Name	Basis of Strength	Strength
CYCLOSPORINE (UNII: 83HN0GTJ6D) (CYCLOSPORINE - UNII:83HN0GTJ6D)	CYCLOSPORINE	0.5 mg in 1 mL

Inactive Ingredients

Ingredient Name	Strength
GLYCERIN (UNII: PDC6A3C0OX)	
CASTOR OIL (UNII: D5340Y2I9G)	
POLYSORBATE 80 (UNII: 6OZP39ZG8H)	
CARBOMER COPOLYMER TYPE A (UNII: 71DD5V995L)	
WATER (UNII: 059QF0KO0R)	
SODIUM HYDROXIDE (UNII: 55X04QC32I)	

Packaging

#	Item Code	Package Description	Marketing Start Date	Marketing End Date
1	NDC:0023-5301-05	1 in 1 CARTON	11/10/2016	
1		5.5 mL in 1 BOTTLE; Type 0: Not a Combination Product		
2	NDC:0023-5301-08	1 in 1 CARTON	11/10/2016	
2		5.5 mL in 1 BOTTLE; Type 0: Not a Combination Product		

Marketing Information

Marketing Category	Application Number or Monograph Citation	Marketing Start Date	Marketing End Date
NDA	NDA050790	11/10/2016	

Labeler - Allergan, Inc. (144796497)

Revised: 10/2016

Allergan, Inc.