

**ESMOLOL HYDROCHLORIDE- esmolol hydrochloride in sodium chloride injection**  
**Amneal Pharmaceuticals LLC**

-----

**HIGHLIGHTS OF PRESCRIBING INFORMATION**

**These highlights do not include all the information needed to use ESMOLOL HYDROCHLORIDE IN SODIUM CHLORIDE INJECTION safely and effectively. See full prescribing information for ESMOLOL HYDROCHLORIDE IN SODIUM CHLORIDE INJECTION.**

**ESMOLOL HYDROCHLORIDE in sodium chloride injection, for intravenous use**  
**Initial U.S. Approval: 1986**

-----**RECENT MAJOR CHANGES**-----

Warnings and Precautions, Hypoglycemia (5.6) 06/2023

-----**INDICATIONS AND USAGE**-----

Esmolol hydrochloride in sodium chloride injection is a beta adrenergic blocker indicated for the short-term treatment of:

- Control of ventricular rate in supraventricular tachycardia including atrial fibrillation and atrial flutter and control of heart rate in non-compensatory sinus tachycardia. (1.1)
- Control of perioperative tachycardia and hypertension. (1.2)

-----**DOSAGE AND ADMINISTRATION**-----

- Administer intravenously. (2.1, 2.2)
- Titrate using ventricular rate or blood pressure at  $\geq 4$ -minute intervals. (2.1, 2.2)
- Supraventricular tachycardia (SVT) or non-compensatory sinus tachycardia. (2.1)
  - Optional loading dose: 500 mcg per kg infused over one minute.
  - Then 50 mcg per kg per minute for the next 4 minutes.
  - Adjust dose as needed to a maximum of 200 mcg per kg per minute.
  - Additional loading doses may be administered.
- Perioperative tachycardia and hypertension. (2.2)
- Loading dose: 500 mcg per kg over 1 minute for gradual control (1 mg per kg over 30 seconds for immediate control).
- Then 50 mcg per kg per minute for gradual control (150 mcg per kg per minute for immediate control) adjusted to a maximum of 200 (tachycardia) or 300 (hypertension) mcg per kg per minute. (2.2)

-----**DOSAGE FORMS AND STRENGTHS**-----

- Injection: 2,500 mg/250 mL (10 mg/mL) in 250 mL Premixed Injection bag. (3)
- Injection: 2,000 mg/100 mL (20 mg/mL) in 100 mL Double Strength Premixed Injection bag. (3)

-----**CONTRAINDICATIONS**-----

- Severe sinus bradycardia. (4)
- Heart block greater than first degree. (4)
- Sick sinus syndrome. (4)
- Decompensated heart failure. (4)
- Cardiogenic shock. (4)
- Co-administration of intravenous cardiodepressant calcium-channel antagonists (e.g., verapamil) in close proximity to esmolol hydrochloride in sodium chloride injection. (4, 7)
- Pulmonary hypertension. (4)
- Known hypersensitivity to esmolol. (4)

-----**WARNINGS AND PRECAUTIONS**-----

- Risk of hypotension, bradycardia, and cardiac failure: Monitor for signs and symptoms of cardiovascular adverse effects. Reduce or discontinue use. (5.1, 5.2, 5.3, 5.10)
- Risk of exacerbating reactive airway disease. (5.5)
- Diabetes: May mask symptoms of hypoglycemia and alter glucose levels; monitor (5.6)
- Risk of unopposed alpha-agonism and severe hypertension in untreated pheochromocytoma. (5.9)

- Risk of myocardial ischemia when abruptly discontinued in patients with coronary artery disease. (5.12, 5.15)

#### **ADVERSE REACTIONS**

Most common adverse reactions (incidence > 10%) are symptomatic hypotension (hyperhidrosis, dizziness) and asymptomatic hypotension. (6)

**To report SUSPECTED ADVERSE REACTIONS, contact Amneal Pharmaceuticals at 1-877-835-5472 or FDA at 1-800-FDA-1088 or [www.fda.gov/medwatch](http://www.fda.gov/medwatch).**

#### **DRUG INTERACTIONS**

- Digitalis glycosides: Risk of bradycardia. (7)
- Anticholinesterases: Prolongs neuromuscular blockade. (7)
- Antihypertensive agents: Risk of rebound hypertension. (7)
- Sympathomimetic drugs: Dose adjustment needed. (7)
- Vasoconstrictive and positive inotropic effect substances: Avoid concomitant use. (7)

**See 17 for PATIENT COUNSELING INFORMATION.**

**Revised: 7/2023**

---

## **FULL PRESCRIBING INFORMATION: CONTENTS\***

### **1 INDICATIONS AND USAGE**

- 1.1 Supraventricular Tachycardia or Non-compensatory Sinus Tachycardia
- 1.2 Intra-operative and Post-operative Tachycardia and/or Hypertension

### **2 DOSAGE AND ADMINISTRATION**

- 2.1 Dosing for the Treatment of Supraventricular Tachycardia or Non-compensatory Sinus Tachycardia
- 2.2 Intra-operative and Post-operative Tachycardia and Hypertension
- 2.3 Transition from Esmolol Hydrochloride in Sodium Chloride Injection Therapy to Alternative Drugs
- 2.4 Directions for Use

### **3 DOSAGE FORMS AND STRENGTHS**

### **4 CONTRAINDICATIONS**

### **5 WARNINGS AND PRECAUTIONS**

- 5.1 Hypotension
- 5.2 Bradycardia
- 5.3 Cardiac Failure
- 5.4 Intra-operative and Post-operative Tachycardia and/or Hypertension
- 5.5 Reactive Airways Disease
- 5.6 Hypoglycemia
- 5.7 Infusion Site Reactions
- 5.8 Use in Patients with Prinzmetal's Angina
- 5.9 Use in Patients with Pheochromocytoma
- 5.10 Use in Hypovolemic Patients
- 5.11 Use in Patients with Peripheral Circulatory Disorders
- 5.12 Abrupt Discontinuation of Esmolol Hydrochloride in Sodium Chloride Injection
- 5.13 Hyperkalemia
- 5.14 Use in Patients with Metabolic Acidosis
- 5.15 Use in Patients with Hyperthyroidism
- 5.16 Use in Patients at Risk of Severe Acute Hypersensitivity Reactions

## **6 ADVERSE REACTIONS**

- 6.1 Clinical Trials Experience
- 6.2 Post-Marketing Experience

## **7 DRUG INTERACTIONS**

## **8 USE IN SPECIFIC POPULATIONS**

- 8.1 Pregnancy
- 8.2 Labor and Delivery
- 8.3 Nursing Mothers
- 8.4 Pediatric Use
- 8.5 Geriatric Use
- 8.6 Hepatic Impairment
- 8.7 Renal Impairment

## **10 OVERDOSAGE**

- 10.1 Signs and Symptoms of Overdose
- 10.2 Treatment Recommendations
- 10.3 Dilution Errors

## **11 DESCRIPTION**

- 11.1 Esmolol Hydrochloride in Sodium Chloride Injection Dosage Form

## **12 CLINICAL PHARMACOLOGY**

- 12.1 Mechanism of Action
- 12.2 Pharmacodynamics
- 12.3 Pharmacokinetics

## **13 NONCLINICAL TOXICOLOGY**

## **14 CLINICAL STUDIES**

## **16 HOW SUPPLIED/STORAGE AND HANDLING**

- 16.1 How Supplied
- 16.2 Storage

## **17 PATIENT COUNSELING INFORMATION**

\* Sections or subsections omitted from the full prescribing information are not listed.

---

## **FULL PRESCRIBING INFORMATION**

### **1 INDICATIONS AND USAGE**

#### **1.1 Supraventricular Tachycardia or Non-compensatory Sinus Tachycardia**

Esmolol hydrochloride in sodium chloride injection is indicated for the rapid control of ventricular rate in patients with atrial fibrillation or atrial flutter in perioperative, postoperative, or other emergent circumstances where short term control of ventricular rate with a short-acting agent is desirable. Esmolol hydrochloride in sodium chloride injection is also indicated in non-compensatory sinus tachycardia where, in the physician's judgment, the rapid heart rate requires specific intervention. Esmolol hydrochloride in sodium chloride injection is intended for short-term use.

#### **1.2 Intra-operative and Post-operative Tachycardia and/or Hypertension**

Esmolol hydrochloride in sodium chloride injection is indicated for the short-term

treatment of tachycardia and hypertension that occur during induction and tracheal intubation, during surgery, on emergence from anesthesia and in the post-operative period, when in the physician's judgment such specific intervention is considered indicated.

Use of esmolol hydrochloride in sodium chloride injection to prevent such events is not recommended.

## 2 DOSAGE AND ADMINISTRATION

### 2.1 Dosing for the Treatment of Supraventricular Tachycardia or Non-compensatory Sinus Tachycardia

Esmolol hydrochloride in sodium chloride injection is administered by continuous intravenous infusion with or without a loading dose. Additional loading doses and/or titration of the maintenance infusion (step-wise dosing) may be necessary based on desired ventricular response.

**Table 1: Step-Wise Dosing**

Step	Action
1	Optional loading dose (500 mcg per kg over 1 minute), then 50 mcg per kg per min for 4 min
2	Optional loading dose if necessary, then 100 mcg per kg per min for 4 min
3	Optional loading dose if necessary, then 150 mcg per kg per min for 4 min
4	If necessary, increase dose to 200 mcg per kg per min

In the absence of loading doses, continuous infusion of a single concentration of esmolol reaches pharmacokinetic and pharmacodynamic steady-state in about 30 minutes.

The effective maintenance dose for continuous and step-wise dosing is 50 mcg per kg per minute to 200 mcg per kg per minute, although doses as low as 25 mcg per kg per minute have been adequate. Dosages greater than 200 mcg per kg per minute provide little added heart rate lowering effect, and the rate of adverse reactions increases.

Maintenance infusions may be continued for up to 48 hours.

### 2.2 Intra-operative and Post-operative Tachycardia and Hypertension

In this setting it is not always advisable to slowly titrate to a therapeutic effect. Therefore, two dosing options are presented: immediate control and gradual control.

#### Immediate Control

- Administer 1 mg per kg as a bolus dose over 30 seconds followed by an infusion of 150 mcg per kg per min if necessary.
- Adjust the infusion rate as required to maintain desired heart rate and blood pressure. Refer to Maximum Recommended Doses below.

#### Gradual Control

- Administer 500 mcg per kg as a bolus dose over 1 minute followed by a maintenance infusion of 50 mcg per kg per min for 4 minutes.
- Depending on the response obtained, continue dosing as outlined for supraventricular tachycardia. Refer to Maximum Recommended Doses below.

#### Maximum Recommended Doses

- For the treatment of tachycardia, maintenance infusion dosages greater than 200 mcg per kg per min are not recommended; dosages greater than 200 mcg per kg per min provide little additional heart rate-lowering effect, and the rate of adverse reactions increases.
- For the treatment of hypertension, higher maintenance infusion dosages (250 mcg per kg per min to 300 mcg per kg per min) may be required. The safety of doses above 300 mcg per kg per minute has not been studied.

### **2.3 Transition from Esmolol Hydrochloride in Sodium Chloride Injection Therapy to Alternative Drugs**

After patients achieve adequate control of the heart rate and a stable clinical status, transition to alternative antiarrhythmic drugs may be accomplished.

When transitioning from esmolol hydrochloride in sodium chloride injection to alternative drugs, the physician should carefully consider the labeling instructions of the alternative drug selected and reduce the dosage of esmolol hydrochloride in sodium chloride injection as follows:

1. Thirty minutes following the first dose of the alternative drug, reduce the esmolol hydrochloride in sodium chloride injection infusion rate by one-half (50%).
2. After administration of the second dose of the alternative drug, monitor the patient's response and if satisfactory control is maintained for the first hour, discontinue the esmolol hydrochloride in sodium chloride injection infusion.

### **2.4 Directions for Use**

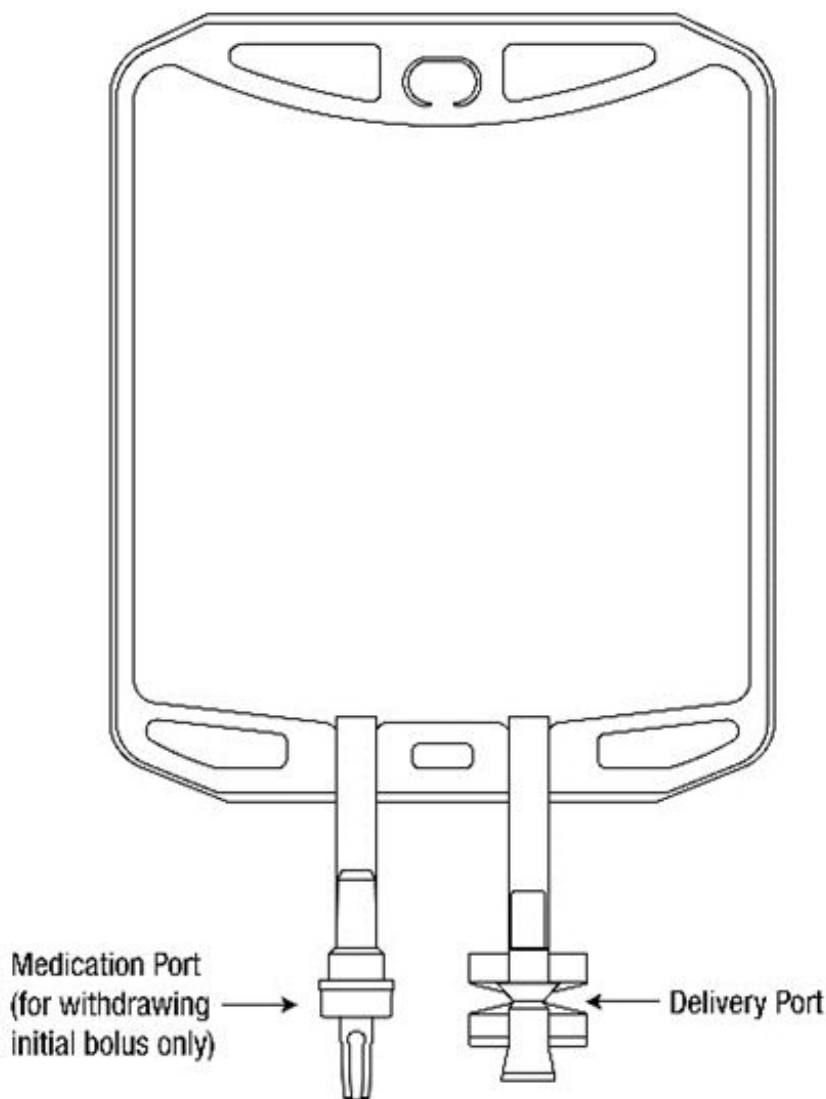
Esmolol hydrochloride in sodium chloride injection is available in a pre-mixed bag. Esmolol hydrochloride in sodium chloride injection is not compatible with Sodium Bicarbonate (5%) solution (limited stability) or furosemide (precipitation).

Parenteral drug products should be inspected visually for particulate matter and discoloration prior to administration, whenever solution and container permit.

#### *Premixed Bag*

- The medication port is to be used solely for withdrawing an initial bolus from the bag.
- Use aseptic technique when withdrawing the bolus dose.
- Do not add any additional medications to the bag.

### **Figure 1: Two-Port Intravenous Bag**



### *Compatibility with Commonly Used Intravenous Fluids*

Esmolol hydrochloride in sodium chloride injection was tested for compatibility with ten commonly used intravenous fluids at a final concentration of 10 mg esmolol hydrochloride per mL. Esmolol hydrochloride in sodium chloride injection was found to be compatible with the following solutions and was stable for at least 24 hours at controlled room temperature or under refrigeration:

- Dextrose (5%) Injection, USP
- Dextrose (5%) in Lactated Ringer's Injection
- Dextrose (5%) in Ringer's Injection
- Dextrose (5%) and Sodium Chloride (0.45%) Injection, USP
- Dextrose (5%) and Sodium Chloride (0.9%) Injection, USP
- Lactated Ringer's Injection, USP
- Potassium Chloride (40 mEq/liter) in Dextrose (5%) Injection, USP
- Sodium Chloride (0.45%) Injection, USP
- Sodium Chloride (0.9%) Injection, USP

### 3 DOSAGE FORMS AND STRENGTHS

All esmolol hydrochloride in sodium chloride injection dosage forms are iso-osmotic solutions of esmolol hydrochloride in sodium chloride.

**Table 2: Esmolol Hydrochloride in Sodium Chloride Injection Presentations**

Product Name	Esmolol Hydrochloride in Sodium Chloride Injection	Esmolol Hydrochloride in Sodium Chloride Injection [DOUBLE STRENGTH]
Total Dose	2,500 mg/250 mL	2,000 mg/100 mL
Esmolol Hydrochloride Concentration	10 mg/mL	20 mg/mL
Packaging	250 mL Bag	100 mL Bag

### 4 CONTRAINDICATIONS

Esmolol hydrochloride in sodium chloride injection is contraindicated in patients with:

- Severe sinus bradycardia: May precipitate or worsen bradycardia resulting in cardiogenic shock and cardiac arrest [see *Warnings and Precautions* (5.2)].
- Heart block greater than first degree: Second- or third-degree atrioventricular block may precipitate or worsen bradycardia resulting in cardiogenic shock and cardiac arrest [see *Warnings and Precautions* (5.2)].
- Sick sinus syndrome: May precipitate or worsen bradycardia resulting in cardiogenic shock and cardiac arrest [see *Warnings and Precautions* (5.2)].
- Decompensated heart failure: May worsen heart failure.
- Cardiogenic shock: May precipitate further cardiovascular collapse and cause cardiac arrest.
- Intravenous administration of cardiodepressant calcium-channel antagonists (e.g., verapamil) and esmolol hydrochloride in sodium chloride injection in close proximity (i.e. while cardiac effects from the other are still present); fatal cardiac arrests have occurred in patients receiving esmolol hydrochloride in sodium chloride injection and intravenous verapamil.
- Pulmonary hypertension: May precipitate cardiorespiratory compromise.
- Hypersensitivity reactions, including anaphylaxis, to esmolol or any of the inactive ingredients of the product (cross-sensitivity between beta blockers is possible).

### 5 WARNINGS AND PRECAUTIONS

#### 5.1 Hypotension

Hypotension can occur at any dose but is dose-related. Patients with hemodynamic compromise or on interacting medications are at particular risk. Severe reactions may include loss of consciousness, cardiac arrest, and death. For control of ventricular heart rate, maintenance doses greater than 200 mcg per kg per min are not recommended. Monitor patients closely, especially if pre-treatment blood pressure is low. In case of an unacceptable drop in blood pressure, reduce or stop esmolol hydrochloride in sodium chloride injection. Decrease of dose or termination of infusion reverses hypotension, usually within 30 minutes.

## **5.2 Bradycardia**

Bradycardia, including sinus pause, heart block, severe bradycardia, and cardiac arrest have occurred with the use of esmolol hydrochloride in sodium chloride injection. Patients with first-degree atrioventricular block, sinus node dysfunction, or conduction disorders may be at increased risk. Monitor heart rate and rhythm in patients receiving esmolol hydrochloride in sodium chloride injection [see *Contraindications (4)*].

If severe bradycardia develops, reduce or stop esmolol hydrochloride in sodium chloride injection.

## **5.3 Cardiac Failure**

Beta blockers, like esmolol hydrochloride in sodium chloride injection, can cause depression of myocardial contractility and may precipitate heart failure and cardiogenic shock. At the first sign or symptom of impending cardiac failure, stop esmolol hydrochloride in sodium chloride injection and start supportive therapy [see *Overdosage (10)*].

## **5.4 Intra-operative and Post-operative Tachycardia and/or Hypertension**

Monitor vital signs closely and titrate esmolol hydrochloride in sodium chloride injection slowly in the treatment of patients whose blood pressure is primarily driven by vasoconstriction associated with hypothermia.

## **5.5 Reactive Airways Disease**

Patients with reactive airways disease should, in general, not receive beta blockers. Because of its relative beta<sub>1</sub> selectivity and titratability, titrate esmolol hydrochloride in sodium chloride injection to the lowest possible effective dose. In the event of bronchospasm, stop the infusion immediately; a beta<sub>2</sub> stimulating agent may be administered with appropriate monitoring of ventricular rates.

## **5.6 Hypoglycemia**

Beta-blockers may prevent early warning signs of hypoglycemia, such as tachycardia, and increase the risk for severe or prolonged hypoglycemia at any time during treatment, especially in patients with diabetes mellitus or children and patients who are fasting (i.e. surgery, not eating regularly, or are vomiting). If severe hypoglycemia occurs, patients should be instructed to seek emergency treatment.

## **5.7 Infusion Site Reactions**

Infusion site reactions have occurred with the use of esmolol hydrochloride in sodium chloride injection. They include irritation, inflammation, and severe reactions (thrombophlebitis, necrosis and blistering), in particular when associated with extravasation [see *Adverse Reactions (6)*]. Avoid infusions into small veins or through a butterfly catheter.

If a local infusion site reaction develops, use an alternative infusion site and avoid extravasation.

## **5.8 Use in Patients with Prinzmetal's Angina**



Beta blockers may exacerbate anginal attacks in patients with Prinzmetal's angina because of unopposed alpha receptor-mediated coronary artery vasoconstriction. Do not use nonselective beta blockers.

### **5.9 Use in Patients with Pheochromocytoma**

If esmolol hydrochloride in sodium chloride injection is used in the setting of pheochromocytoma, give it in combination with an alpha-blocker, and only after the alpha-blocker has been initiated. Administration of beta-blockers alone in the setting of pheochromocytoma has been associated with a paradoxical increase in blood pressure from the attenuation of beta-mediated vasodilation in skeletal muscle.

### **5.10 Use in Hypovolemic Patients**

In hypovolemic patients, esmolol hydrochloride in sodium chloride injection can attenuate reflex tachycardia and increase the risk of hypotension.

### **5.11 Use in Patients with Peripheral Circulatory Disorders**

In patients with peripheral circulatory disorders (including Raynaud's disease or syndrome, and peripheral occlusive vascular disease), esmolol hydrochloride in sodium chloride injection may aggravate peripheral circulatory disorders.

### **5.12 Abrupt Discontinuation of Esmolol Hydrochloride in Sodium Chloride Injection**

Severe exacerbations of angina, myocardial infarction, and ventricular arrhythmias have been reported in patients with coronary artery disease upon abrupt discontinuation of beta blocker therapy. Observe patients for signs of myocardial ischemia when discontinuing esmolol hydrochloride in sodium chloride injection.

Heart rate increases moderately above pre-treatment levels 30 minutes after esmolol hydrochloride in sodium chloride injection discontinuation.

### **5.13 Hyperkalemia**

Beta blockers, including esmolol hydrochloride in sodium chloride injection, have been associated with increases in serum potassium levels and hyperkalemia. The risk is increased in patients with risk factors such as renal impairment. Intravenous administration of beta blockers has been reported to cause potentially life-threatening hyperkalemia in hemodialysis patients. Monitor serum electrolytes during therapy with esmolol hydrochloride in sodium chloride injection.

### **5.14 Use in Patients with Metabolic Acidosis**

Beta blockers, including esmolol hydrochloride in sodium chloride injection, have been reported to cause hyperkalemic renal tubular acidosis. Acidosis in general may be associated with reduced cardiac contractility.

### **5.15 Use in Patients with Hyperthyroidism**

Beta-adrenergic blockade may mask certain clinical signs (e.g., tachycardia) of hyperthyroidism. Abrupt withdrawal of beta blockade might precipitate a thyroid storm; therefore, monitor patients for signs of thyrotoxicosis when withdrawing beta blocking

therapy.

### 5.16 Use in Patients at Risk of Severe Acute Hypersensitivity Reactions

When using beta blockers, patients at risk of anaphylactic reactions may be more reactive to allergen exposure (accidental, diagnostic, or therapeutic).

Patients using beta blockers may be unresponsive to the usual doses of epinephrine used to treat anaphylactic or anaphylactoid reactions [see *Drug Interactions (7)*].

## 6 ADVERSE REACTIONS

### 6.1 Clinical Trials Experience

Because clinical trials are conducted under widely varying conditions, adverse reaction rates observed in the clinical trials of a drug cannot be directly compared to rates in the clinical trials of another drug and may not reflect the rates observed in clinical practice.

The following adverse reaction rates are based on use of esmolol hydrochloride in sodium chloride injection in clinical trials involving 369 patients with supraventricular tachycardia and over 600 intraoperative and postoperative patients enrolled in clinical trials. Most adverse effects observed in controlled clinical trial settings have been mild and transient. The most important and common adverse effect has been hypotension [see *Warnings and Precautions (5.1)*]. Deaths have been reported in post-marketing experience occurring during complex clinical states where esmolol hydrochloride in sodium chloride injection was presumably being used simply to control ventricular rate [see *Warnings and Precautions (5.5)*].

**Table 3: Clinical Trial Adverse Reactions (Frequency  $\geq$  3%)**

System Organ Class (SOC)	Preferred MedDRA Term	Frequency
VASCULAR DISORDERS	Hypotension*	
	Asymptomatic hypotension	25%
	Symptomatic hypotension (hyperhidrosis, dizziness)	12%
GENERAL DISORDERS AND ADMINISTRATION SITE CONDITIONS	Infusion site reactions (inflammation and induration)	8%
GASTROINTESTINAL DISORDERS	Nausea	7%
NERVOUS SYSTEM DISORDERS	Dizziness	3%
	Somnolence	3%
*Hypotension resolved during esmolol hydrochloride in sodium chloride injection infusion in 63% of patients. In 80% of the remaining patients, hypotension resolved within 30 minutes following discontinuation of infusion.		

*Clinical Trial Adverse Reactions (Frequency < 3%)*

#### Psychiatric Disorders

- Confusional state and agitation (~ 2%)
- Anxiety, depression and abnormal thinking (< 1%)

### Nervous System Disorders

- Headache (~ 2%)
- Paresthesia, syncope, speech disorder, and light-headedness (< 1%)
- Convulsions (< 1%), with one death

### Vascular Disorders

- Peripheral ischemia (~ 1%)
- Pallor and flushing (< 1%)

### Gastrointestinal Disorders

- Vomiting (~ 1%)
- Dyspepsia, constipation, dry mouth, and abdominal discomfort (< 1%)

### Renal and Urinary Disorders

- Urinary retention (< 1%)

## **6.2 Post-Marketing Experience**

In addition to the adverse reactions reported in clinical trials, the following adverse reactions have been reported in the post-marketing experience. Because these reactions are reported voluntarily from a population of uncertain size, it is not always possible to estimate reliably their frequency or to establish a causal relationship to drug exposure.

### Cardiac Disorders

- Cardiac arrest, Coronary arteriospasm

### Skin and Subcutaneous Tissue Disorders

- Angioedema, Urticaria, Psoriasis

## **7 DRUG INTERACTIONS**

Concomitant use of esmolol hydrochloride in sodium chloride injection with other drugs that can lower blood pressure, reduce myocardial contractility, or interfere with sinus node function or electrical impulse propagation in the myocardium can exaggerate esmolol hydrochloride in sodium chloride injection's effects on blood pressure, contractility and impulse propagation. Severe interactions with such drugs can result in, for example, severe hypotension, cardiac failure, severe bradycardia, sinus pause, sinoatrial block, atrioventricular block and/or cardiac arrest. In addition, with some drugs, beta blockade may precipitate increased withdrawal effects (see clonidine, guanfacine and moxonidine below). Esmolol hydrochloride in sodium chloride injection should therefore be used only after careful individual assessment of the risks and expected benefits in patients receiving drugs that can cause these types of pharmacodynamic interactions, including but not limited to:

- Digitalis glycosides: Concomitant administration of digoxin and esmolol hydrochloride in sodium chloride injection leads to an approximate 10% to 20% increase of digoxin blood levels at some time points. Digoxin does not affect esmolol hydrochloride in sodium chloride injection pharmacokinetics. Both digoxin and beta blockers slow atrioventricular conduction and decrease heart rate. Concomitant use increases the risk of bradycardia.

- Anticholinesterases: Esmolol hydrochloride in sodium chloride injection prolonged the duration of succinylcholine-induced neuromuscular blockade and moderately prolonged clinical duration and recovery index of mivacurium.
- Antihypertensive agents clonidine, guanfacine, or moxonidine: Beta blockers also increase the risk of clonidine-, guanfacine-, or moxonidine-withdrawal rebound hypertension. If, during concomitant use of a beta blocker, antihypertensive therapy needs to be interrupted or discontinued, discontinue the beta blocker first, and the discontinuation should be gradual.
- Calcium channel antagonists: In patients with depressed myocardial function, use of esmolol hydrochloride in sodium chloride injection with cardiodepressant calcium channel antagonists (e.g., verapamil) can lead to fatal cardiac arrests.
- Sympathomimetic drugs: Sympathomimetic drugs having beta-adrenergic agonist activity will counteract effects of esmolol hydrochloride in sodium chloride injection.
- Vasoconstrictive and positive inotropic agents: Because of the risk of reducing cardiac contractility in presence of high systemic vascular resistance, do not use esmolol hydrochloride in sodium chloride injection to control tachycardia in patients receiving drugs that are vasoconstrictive and have positive inotropic effects, such as epinephrine, norepinephrine, and dopamine.

## **8 USE IN SPECIFIC POPULATIONS**

### **8.1 Pregnancy**

Esmolol hydrochloride has been shown to produce increased fetal resorptions with minimal maternal toxicity in rabbits when given in doses approximately 8 times the maximum human maintenance dose (300 mcg/kg/min). There are no adequate and well-controlled studies in pregnant women. Esmolol hydrochloride in sodium chloride injection should be used during pregnancy only if the potential benefit justifies the potential risk to the fetus.

Teratogenicity studies in rats at intravenous dosages of esmolol hydrochloride up to 3,000 mcg/kg/min (10 times the maximum human maintenance dosage) for 30 minutes daily produced no evidence of maternal toxicity, embryotoxicity or teratogenicity, while a dosage of 10,000 mcg/kg/min produced maternal toxicity and lethality. In rabbits, intravenous dosages up to 1,000 mcg/kg/min for 30 minutes daily produced no evidence of maternal toxicity, embryotoxicity or teratogenicity, while 2,500 mcg/kg/min produced minimal maternal toxicity and increased fetal resorptions.

### **8.2 Labor and Delivery**

Although there are no adequate and well-controlled studies in pregnant women, use of esmolol in the last trimester of pregnancy or during labor or delivery has been reported to cause fetal bradycardia, which continued after termination of drug infusion. Esmolol hydrochloride in sodium chloride injection should be used during pregnancy only if the potential benefit justifies the potential risk to the fetus.

### **8.3 Nursing Mothers**

It is not known whether this drug is excreted in human milk. Because many drugs are excreted in human milk and because of the potential for serious adverse reactions in nursing infants from esmolol hydrochloride in sodium chloride injection, a decision

should be made whether to discontinue nursing or to discontinue the drug, taking into account the importance of the drug to the mother.

#### **8.4 Pediatric Use**

The safety and effectiveness of esmolol hydrochloride in sodium chloride injection in pediatric patients have not been established.

#### **8.5 Geriatric Use**

Clinical studies of esmolol hydrochloride in sodium chloride injection did not include sufficient numbers of subjects aged 65 and over to determine whether they responded differently from younger subjects. Other reported clinical experience has not identified differences in responses between the elderly and younger patients. In general, dose selection for an elderly patient should usually start at the low end of the dosing range, reflecting greater frequency of decreased renal or cardiac function and of concomitant disease or other drug therapy.

#### **8.6 Hepatic Impairment**

No special precautions are necessary in patients with hepatic impairment because esmolol hydrochloride in sodium chloride injection is metabolized by red-blood cell esterases [see *Clinical Pharmacology* (12)].

#### **8.7 Renal Impairment**

No dosage adjustment is required for esmolol in patients with renal impairment receiving a maintenance infusion of esmolol 150 mcg/kg for 4 hours. There is no information on the tolerability of maintenance infusions of esmolol using rates in excess of 150 mcg/kg or maintained longer than 4 hours [see *Clinical Pharmacology* (12)].

### **10 OVERDOSAGE**

#### **10.1 Signs and Symptoms of Overdose**

Overdoses of esmolol hydrochloride in sodium chloride injection can cause cardiac and central nervous system effects. These effects may precipitate severe signs, symptoms, sequelae, and complications (for example, severe cardiac and respiratory failure, including shock and coma), and may be fatal. Continuous monitoring of the patient is required.

- Cardiac effects include bradycardia, atrioventricular block (1<sup>st</sup> -, 2<sup>nd</sup> -, 3<sup>rd</sup> degree), junctional rhythms, intraventricular conduction delays, decreased cardiac contractility, hypotension, cardiac failure (including cardiogenic shock), cardiac arrest/asystole, and pulseless electrical activity.
- Central nervous system effects include respiratory depression, seizures, sleep and mood disturbances, fatigue, lethargy, and coma.
- In addition, bronchospasm, mesenteric ischemia, peripheral cyanosis, hyperkalemia, and hypoglycemia (especially in children) may occur.

#### **10.2 Treatment Recommendations**

Because of its approximately 9-minute elimination half-life, the first step in the

management of toxicity should be to discontinue the esmolol hydrochloride infusion. Then, based on the observed clinical effects, consider the following general measures.

#### Bradycardia

Consider intravenous administration of atropine or another anticholinergic drug or cardiac pacing.

#### Cardiac Failure

Consider intravenous administration of a diuretic or digitalis glycoside. In shock resulting from inadequate cardiac contractility, consider intravenous administration of dopamine, dobutamine, isoproterenol, or inamrinone. Glucagon has been reported to be useful.

#### Symptomatic hypotension

Consider intravenous administration of fluids or vasopressor agents such as dopamine or norepinephrine.

#### Bronchospasm

Consider intravenous administration of a beta<sub>2</sub> stimulating agent or a theophylline derivative.

### **10.3 Dilution Errors**

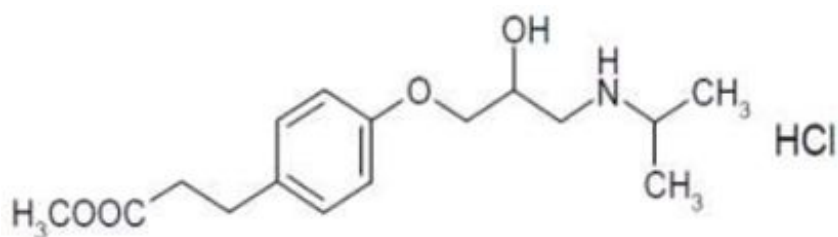
Massive accidental overdoses of esmolol hydrochloride in sodium chloride injection have resulted from dilution errors. Use of esmolol hydrochloride in sodium chloride injection and esmolol hydrochloride in sodium chloride injection [DOUBLE STRENGTH] may reduce the potential for dilution errors. Some of these overdoses have been fatal while others resulted in permanent disability. Bolus doses in the range of 625 mg to 2.5 g (12.5 mg/kg to 50 mg/kg) have been fatal. Patients have recovered completely from overdoses as high as 1.75 g given over one minute or doses of 7.5 g given over one hour for cardiovascular surgery. The patients who survived appear to be those whose circulation could be supported until the effects of esmolol hydrochloride in sodium chloride injection resolved.

## **11 DESCRIPTION**

Esmolol hydrochloride in sodium chloride injection is a beta adrenergic receptor blocker with a very short duration of action (elimination half-life is approximately 9 minutes).

Esmolol hydrochloride, USP is:

- 4-[2-Hydroxy -3-[(1-methylethyl)amino]-propoxy]benzenepropanoic acid methyl ester hydrochloride and has the following structure:



- Esmolol hydrochloride, USP has the molecular formula  $C_{16}H_{25}NO_4 \cdot HCl$  and a molecular weight of 331.83 g/mol. It has one asymmetric center and exists as an enantiomeric pair.
- Esmolol hydrochloride, USP is a white to off-white crystalline powder. It is a relatively hydrophilic compound which is very soluble in water and freely soluble in alcohol. Its partition coefficient (octanol/water) at pH 3.0 to 5.0 is 1.7.

### 11.1 Esmolol Hydrochloride in Sodium Chloride Injection Dosage Form

Esmolol hydrochloride in sodium chloride injection is clear, colorless to light yellow, sterile, nonpyrogenic, iso-osmotic solution. The formulations for esmolol hydrochloride in sodium chloride injection, 2,500 mg/250 mL (10 mg/mL) and esmolol hydrochloride in sodium chloride injection [DOUBLE STRENGTH], 2,000 mg/100 mL (20 mg/mL) are described in the table below:

**Table 4: Esmolol Hydrochloride in Sodium Chloride Injection Formulations**

	<b>Esmolol Hydrochloride in Sodium Chloride Injection</b>	<b>Esmolol Hydrochloride in Sodium Chloride Injection [DOUBLE STRENGTH]</b>
Esmolol Hydrochloride, USP	10 mg/mL	20 mg/mL
Sodium Chloride, USP	5.9 mg/mL	4.1 mg/mL
Water for Injection, USP	Q.S. to volume of 250 mL	Q.S. to volume of 100 mL
Sodium Acetate Trihydrate, USP	2.8 mg/mL	2.8 mg/mL
Glacial Acetic Acid, USP	0.546 mg/mL	0.546 mg/mL
Sodium Hydroxide	Q.S. to adjust pH to 5.0 (4.5 to 5.5)	
Hydrochloric Acid	Q.S. to adjust pH to 5.0 (4.5 to 5.5)	
Q.S. = Quantity sufficient		

The calculated osmolarity of esmolol hydrochloride in sodium chloride injection, 2,500 mg/250 mL (10 mg/mL) and esmolol hydrochloride in sodium chloride injection [DOUBLE STRENGTH] 2,000 mg/100 mL (20 mg/mL) is 312 mOsmol/L.

The 250 mL and 100 mL Magiflex bags are non-latex, non-PVC with dual PP ports. Solutions in contact with the plastic container leach out certain chemical compounds from the plastic in very small amounts; however, biological testing was supportive of the safety of the plastic container materials.

## 12 CLINICAL PHARMACOLOGY

### 12.1 Mechanism of Action

Esmolol hydrochloride in sodium chloride injection is a  $\beta_1$ -selective (cardioselective) adrenergic receptor blocking agent with rapid onset, a very short duration of action, and no significant intrinsic sympathomimetic or membrane stabilizing activity at therapeutic dosages. Its elimination half-life after intravenous infusion is approximately 9 minutes. Esmolol hydrochloride in sodium chloride injection inhibits the  $\beta_1$  receptors located

chiefly in cardiac muscle, but this preferential effect is not absolute and at higher doses it begins to inhibit  $\beta_2$  receptors located chiefly in the bronchial and vascular musculature.

## **12.2 Pharmacodynamics**

Clinical pharmacology studies in normal volunteers have confirmed the beta blocking activity of esmolol hydrochloride in sodium chloride injection, showing reduction in heart rate at rest and during exercise, and attenuation of isoproterenol-induced increases in heart rate. Blood levels of esmolol hydrochloride in sodium chloride injection have been shown to correlate with extent of beta blockade. After termination of infusion, substantial recovery from beta blockade is observed in 10 to 20 minutes. The acid metabolite of esmolol exhibits negligible pharmacological activity.

In human electrophysiology studies, esmolol hydrochloride in sodium chloride injection produced effects typical of a beta blocker: a decrease in the heart rate, increase in sinus cycle length, prolongation of the sinus node recovery time, prolongation of the AH interval during normal sinus rhythm and during atrial pacing, and an increase in antegrade Wenckebach cycle length.

In patients undergoing radionuclide angiography, esmolol hydrochloride in sodium chloride injection, at dosages of 200 mcg/kg/min, produced reductions in heart rate, systolic blood pressure, rate pressure product, left and right ventricular ejection fraction and cardiac index at rest, which were similar in magnitude to those produced by intravenous propranolol (4 mg). During exercise, esmolol hydrochloride in sodium chloride injection produced reductions in heart rate, rate pressure product and cardiac index which were also similar to those produced by propranolol, but esmolol hydrochloride in sodium chloride injection produced a significantly larger fall in systolic blood pressure. In patients undergoing cardiac catheterization, the maximum therapeutic dose of 300 mcg/kg/min of esmolol hydrochloride in sodium chloride injection produced similar effects and, in addition, there were small, clinically insignificant increases in the left ventricular end diastolic pressure and pulmonary capillary wedge pressure. At 30 minutes after the discontinuation of esmolol hydrochloride infusion, all of the hemodynamic parameters had returned to pre-treatment levels.

The relative cardioselectivity of esmolol hydrochloride in sodium chloride injection was demonstrated in 10 mildly asthmatic patients. Infusions of esmolol hydrochloride in sodium chloride injection 100 mcg/kg/min, 200 mcg/kg/min and 300 mcg/kg/min produced no significant increases in specific airway resistance compared to placebo. At 300 mcg/kg/min, esmolol hydrochloride in sodium chloride injection produced slightly enhanced bronchomotor sensitivity to dry air stimulus. These effects were not clinically significant, and esmolol hydrochloride in sodium chloride injection was well tolerated by all patients. Six of the patients also received intravenous propranolol, and at a dosage of 1 mg, two experienced significant, symptomatic bronchospasm requiring bronchodilator treatment. One other propranolol-treated patient also experienced dry air-induced bronchospasm. No adverse pulmonary effects were observed in patients with COPD who received therapeutic dosages of esmolol hydrochloride in sodium chloride injection for treatment of supraventricular tachycardia (51 patients) or in perioperative settings (32 patients).

## **12.3 Pharmacokinetics**



Esmolol is rapidly metabolized by hydrolysis of the ester linkage, chiefly by the esterases in the cytosol of red blood cells and not by plasma cholinesterases or red cell membrane acetylcholinesterase. Total body clearance in man was found to be about 20 L/kg/hr, which is greater than cardiac output; thus the metabolism of esmolol is not limited by the rate of blood flow to metabolizing tissues such as the liver or affected by hepatic or renal blood flow. Esmolol has a rapid distribution half-life of about 2 minutes and an elimination half-life of about 9 minutes.

Using an appropriate loading dose, steady-state blood levels of esmolol hydrochloride in sodium chloride injection for dosages from 50 mcg/kg/min to 300 mcg/kg/min are obtained within five minutes. Steady-state is reached in about 30 minutes without the loading dose. Steady-state blood levels of esmolol increase linearly over this dosage range and elimination kinetics are dose-independent over this range. Steady-state blood levels are maintained during infusion but decrease rapidly after termination of the infusion. Because of its short half-life, blood levels of esmolol can be rapidly altered by increasing or decreasing the infusion rate and rapidly eliminated by discontinuing the infusion.

Consistent with the high rate of blood-based metabolism of esmolol, less than 2% of the drug is excreted unchanged in the urine. Within 24 hours of the end of infusion, the acid metabolite of esmolol in urine accounts for approximately 73% to 88% of the dosage.

Metabolism of esmolol results in the formation of the corresponding free acid and methanol. The acid metabolite has been shown in animals to have negligible activity and in normal volunteers its blood levels do not correspond to the level of beta blockade. The acid metabolite has an elimination half-life of about 3.7 hours and is excreted in the urine with a clearance approximately equivalent to the glomerular filtration rate. After a 4 hours maintenance infusion of 150 mcg/kg, the plasma concentrations of esmolol are similar in subjects with normal renal function and in patients with ESRD on dialysis. The half-life of the acid metabolite of esmolol hydrochloride in sodium chloride injection, which is primarily excreted unchanged by the kidney, is increased about 12-fold to 48 hours in patients with ESRD. The peak concentrations of the acid metabolite are doubled in ESRD.

Methanol blood levels, monitored in subjects receiving esmolol hydrochloride in sodium chloride injection for up to 6 hours at 300 mcg/kg/min and 24 hours at 150 mcg/kg/min, approximated endogenous levels and were less than 2% of levels usually associated with methanol toxicity.

Esmolol hydrochloride in sodium chloride injection has been shown to be 55% bound to human plasma protein, while the acid metabolite is only 10% bound.

## **13 NONCLINICAL TOXICOLOGY**

Because of its short term usage no carcinogenicity, mutagenicity, or reproductive performance studies have been conducted with esmolol.

## **14 CLINICAL STUDIES**

### **Supraventricular Tachycardia**

In two multicenter, randomized, double-blind, controlled comparisons of esmolol hydrochloride in sodium chloride injection with placebo and propranolol, maintenance doses of 50 mcg/kg/min to 300 mcg/kg/min of esmolol hydrochloride in sodium chloride injection were found to be more effective than placebo and about as effective as propranolol, 3 mg to 6 mg given by bolus injections, in the treatment of supraventricular tachycardia, principally atrial fibrillation and atrial flutter. The majority of these patients developed their arrhythmias postoperatively. About 60% to 70% of the patients treated with esmolol hydrochloride in sodium chloride injection developed either a 20% reduction in heart rate, a decrease in heart rate to less than 100 bpm, or, rarely, conversion to normal sinus rhythm and about 95% of these patients did so at a dosage of 200 mcg/kg/min or less. The average effective dosage of esmolol hydrochloride in sodium chloride injection was approximately 100 mcg/kg/min in the two studies. Other multicenter baseline-controlled studies gave similar results. In the comparison with propranolol, about 50% of patients in both the esmolol hydrochloride in sodium chloride injection and propranolol groups were on concomitant digoxin. Response rates were slightly higher with both beta blockers in the digoxin-treated patients.

In all studies significant decreases of blood pressure occurred in 20% to 50% of patients, identified either as adverse reaction reports by investigators, or by observation of systolic pressure less than 90 mmHg or diastolic pressure less than 50 mmHg. The hypotension was symptomatic (mainly hyperhidrosis or dizziness) in about 12% of patients, and therapy was discontinued in about 11% of patients, about half of whom were symptomatic. Hypotension was more common with esmolol hydrochloride in sodium chloride injection (53%) than with propranolol (17%). The hypotension was rapidly reversible with decreased infusion rate or after discontinuation of therapy with esmolol hydrochloride in sodium chloride injection. For both esmolol hydrochloride in sodium chloride injection and propranolol, hypotension was reported less frequently in patients receiving concomitant digoxin.

## 16 HOW SUPPLIED/STORAGE AND HANDLING

### 16.1 How Supplied

Esmolol Hydrochloride in Sodium Chloride Injection, **2,500 mg/250 mL** (10 mg/mL) is supplied as clear, colorless to light yellow color solution filled in intravenous bags. Each mL contains 10 mg of esmolol hydrochloride, USP. They are available as follows:

Strength	Each	Unit of Sale
<b>2,500 mg/250 mL</b> (10 mg/mL)	NDC 70121-1716-1 1 Single-dose Intravenous Bag in an Overwrap	NDC 70121-1716-7 Unit of 10

Esmolol Hydrochloride in Sodium Chloride Injection [DOUBLE STRENGTH], **2,000 mg/100 mL** (20 mg/mL) is supplied as clear, colorless to light yellow color solution filled in intravenous bags. Each mL contains 20 mg of esmolol hydrochloride, USP. They are available as follows:

Strength	Each	Unit of Sale
----------	------	--------------

<b>2,000 mg/100 mL</b> (20 mg/mL)	NDC 70121-1717-1 1 Single-dose Intravenous Bag in an Overwrap	NDC 70121-1717-7 Unit of 10
--------------------------------------	---	--------------------------------

## 16.2 Storage

Store at 20° to 25°C (68° to 77°F); excursions permitted between 15° to 30°C (59° to 86°F) [see USP Controlled Room Temperature]. Protect from freezing. Avoid excessive heat.

Visually inspect the container. If the administration port protector is damaged, detached, or not present, discard container as solution path sterility may be impaired.

Each intravenous bag contains no preservative. Once drug has been withdrawn from ready-to-use bag, the bag should be used within 24 hours, with any unused portion discarded.

Do not use plastic containers in series connections. Such use could result in an embolism due to residual air being drawn from the primary container before administration of the fluid from the secondary container is completed.

Do not remove unit from overwrap until ready to use. Do not use if overwrap has been previously opened or damaged. The overwrap is a moisture barrier. The inner bag maintains sterility of the solution. Tear overwrap at notch and remove premixed bag. Some opacity of the plastic due to moisture absorption during the sterilization process may be observed. This is normal and does not affect the solution quality or safety. The opacity will diminish gradually.

Check for minute leaks by squeezing the inner bag firmly. If leaks are found, discard solution, as sterility may be impaired. Do not use unless the solution is clear (colorless to light yellow) and the seal is intact.

Preparation for intravenous administration:

- Use aseptic technique.
- Suspend premixed bag from eyelet support.
- Twist-off from the centre of delivery port at bottom of bag.
- Attach administration set.
- Refer to complete directions accompanying set [see *Directions for Use* (2.4)].

## 17 PATIENT COUNSELING INFORMATION

Physicians should inform patients of the risks associated with esmolol hydrochloride in sodium chloride injection:

- The most common adverse reactions are symptomatic hypotension (hyperhidrosis, dizziness) and asymptomatic hypotension.
- Inform patients or caregivers that there is a risk of hypoglycemia when esmolol is given to patients who are fasting or who are vomiting. Monitor for symptoms of hypoglycemia. [see *Warnings and Precautions* (5.6)].

For additional information go to [www.amneal.com](http://www.amneal.com) or call 1-877-835-5472.

Manufactured by:



**Amneal Injectables Private Limited**

Mehsana 382165, INDIA

Distributed by:

**Amneal Pharmaceuticals LLC**

Bridgewater, NJ 08807

Rev. 07-2023-03

**PRINCIPAL DISPLAY PANEL**

**NDC 70121-1716-1**

**Esmolol Hydrochloride in Sodium Chloride Injection, 2,500 mg/250 mL (10 mg/mL)**

**Rx only**

**Intravenous Bag Label**

**Amneal Pharmaceuticals LLC**

NDC 70121-1716-1

Rx only

# Esmolol Hydrochloride in Sodium Chloride Injection

**2,500 mg/250 mL (10 mg/mL)**

**250 mL** • Iso-Osmotic • Single Intravenous Use Only  
• No Preservative Added • Discard Unused Portion

**Each mL contains:** 10 mg esmolol hydrochloride, USP; 5.9 mg sodium chloride, USP in water for injection, USP; buffered with 2.8 mg sodium acetate trihydrate, USP and 0.546 mg glacial acetic acid, USP. pH adjusted with sodium hydroxide and/or hydrochloric acid. pH 5.0 (4.5 to 5.5).  
Sterile, nonpyrogenic.

**Usual Dosage:** See package insert.

**Cautions:** Check for leaks by squeezing container firmly.  
If leaks are found discard as sterility may be impaired.  
Use only if solution is clear colorless to light yellow.

**DO NOT INTRODUCE ADDITIVES.** Must not be used in series connections.

**Store at 20° to 25°C (68° to 77°F); excursions permitted between 15° to 30°C (59° to 86°F) [see USP Controlled Room Temperature].**

**PROTECT FROM FREEZING. Avoid excessive heat.**

Distributed by: **Amneal Pharmaceuticals LLC**, Bridgewater, NJ 08807  
Made in INDIA. Mfg. Lic. No. G/28D/LVP/23 Rev. 08-2022-00



85 mm



Lot:

Exp:

Space for  
overcoding  
25 x 20 mm

110 mm

**NDC 70121-1716-1**

**Esmolol Hydrochloride in Sodium Chloride Injection, 2,500 mg/250 mL (10 mg/mL)**

**Rx only**

**Pouch Label**

**Amneal Pharmaceuticals LLC**

**TO OPEN - TEAR AT NOTCH**

**Do not remove unit from overwrap until ready to use.**

**Do not use if overwrap has been previously opened or damaged.**

The overwrap is a moisture barrier. The inner bag maintains the sterility of the product.

NDC 70121-1716-1

**250 mL**

Rx only

**Esmolol Hydrochloride in Sodium  
Chloride Injection**

# Chloride Injection

**2,500 mg/250 mL (10 mg/mL)**

- **Iso-Osmotic**
- **No Preservative Added**
- **Single Intravenous Use Only**
- **Discard Unused Portion**

**Each mL contains:** 10 mg esmolol hydrochloride, USP; 5.9 mg sodium chloride, USP in water for injection, USP; buffered with 2.8 mg sodium acetate trihydrate, USP and 0.546 mg glacial acetic acid, USP. pH adjusted with sodium hydroxide and/or hydrochloric acid. pH 5.0 (4.5 to 5.5).

Sterile, nonpyrogenic.

**Usual Dosage:** See package insert.

**Cautions:** After removing the overwrap, check for leaks by squeezing container firmly. If leaks are found discard as sterility may be impaired. Use only if solution is clear colorless to light yellow.

**DO NOT INTRODUCE ADDITIVES.**

Must not be used in series connections.

**Store at 20° to 25°C (68° to 77°F); excursions permitted between 15° to 30°C (59° to 86°F) [see USP Controlled Room Temperature].**

**PROTECT FROM FREEZING.**

**Avoid excessive heat.**

Manufactured by:

**Amneal Injectables Private Limited**

Mehsana 382165, INDIA

Distributed by:

**Amneal Pharmaceuticals LLC**

Bridgewater, NJ 08807

Mfg. Lic. No. G/28D/LVP/23

Rev. 08-2022-00



Overprinting zone for  
Variable data of GTIN, LOT, EXP and  
UNIQUE SERIAL NO. on each pouch  
with 2D DATA MATRIX shall be printed.  
70 x 40 mm

PMI-1337



**Esmolol Hydrochloride in Sodium Chloride Injection, 2,500 mg/250 mL (10 mg/mL)**

**Sticker Label**

**Rx only**



# Esmolol Hydrochloride in Sodium Chloride Injection

**2,500 mg/250 mL**

**(10 mg/mL)**

Iso-Osmotic Solution of Esmolol  
Hydrochloride in Sodium Chloride

Name: \_\_\_\_\_

\_\_\_\_\_

Date/Time Infusion Started:

\_\_\_\_\_

Started by: \_\_\_\_\_

Apply label to Intravenous bag



Rev. 11-2021-00

**NDC 70121-1716-7**

**Esmolol Hydrochloride in Sodium Chloride Injection, 2,500 mg/250 mL (10 mg/mL)**

**Rx only**

**10 x 250 mL mL Carton Label**

**Amneal Pharmaceuticals LLC**

NDC 70121-1716-7

10 x 250 mL Bags

## Esmolol Hydrochloride in Sodium Chloride Injection

**2,500 mg per 250 mL (10 mg/mL)**

- **Iso-Osmotic**
- **No Preservative Added**
- **Single Intravenous Use Only**
- **Discard Unused Portion**

**Each mL contains:** 10 mg esmolol hydrochloride, USP; 5.9 mg sodium chloride, USP in water for injection, USP; buffered with 2.8 mg sodium acetate trihydrate, USP and 0.546 mg glacial acetic acid, USP. pH adjusted with sodium hydroxide and/or hydrochloric acid. pH 5.0 (4.5 to 5.5).  
Sterile, nonpyrogenic.

**Store at 20° to 25°C (68° to 77°F); excursions permitted between 15° to 30°C (59° to 86°F) [see USP Controlled Room Temperature]. PROTECT FROM FREEZING. Avoid excessive heat.**

Manufactured by: **Amneal Injectables Private Limited**  
Mehsana 382165, INDIA


Distributed by: **Amneal Pharmaceuticals LLC**  
Bridgewater, NJ 08807

Mfg. Lic. No. G/28D/LVP/23      Rev. 12-2022-00


For Lot & Exp. please refer to sticker attached to carton.

**Rx only**

N  
3



70121 17167 6



**NDC 70121-1717-1**

**Esmolol Hydrochloride in Sodium Chloride Injection [DOUBLE STRENGTH], 2,000 mg/100 mL (20 mg/mL)**

**Rx only**

**Intravenous Bag Label**

**Amneal Pharmaceuticals LLC**



NDC 70121-1717-1

Rx only

## Esmolol Hydrochloride in Sodium Chloride Injection [DOUBLE STRENGTH]

**2,000 mg/100 mL (20 mg/mL)**

**100 mL**

- Iso-Osmotic
- No Preservative Added
- Single Intravenous Use Only
- Discard Unused Portion

Each mL contains: 20 mg esmolol hydrochloride, USP; 4.1 mg sodium chloride, USP in water for injection USP; buffered with 2.8 mg sodium acetate trihydrate, USP and 0.546 mg glacial acetic acid, USP. pH adjusted with sodium hydroxide and/or hydrochloric acid. pH 5.0 (4.5 to 5.5). Sterile, nonpyrogenic.

**Usual Dosage:** See package insert.

**Cautions:** Check for leaks by squeezing container firmly.

If leaks are found discard as sterility may be impaired.

Use only if solution is clear colorless to light yellow.

**DO NOT INTRODUCE ADDITIVES.** Must not be used in series connections.

Store at 20° to 25°C (68° to 77°); excursions permitted between 15° to 30°C (59° to 86°F) [see USP Controlled Room Temperature].

**PROTECT FROM FREEZING.** Avoid excessive heat.

Distributed by: Amneal Pharmaceuticals LLC

Bridgewater, NJ 08807

Mfg. Lic. No. G/28D/LVP/23 Made in INDIA.

Rev. 08-2022-00



Lot:

Exp:

Space for  
overcoding  
23 x 12 mm

68 mm

85 mm

NDC 70121-1717-1

**Esmolol Hydrochloride in Sodium Chloride Injection [DOUBLE STRENGTH],  
2,000 mg/100 mL (20 mg/mL)**

**Rx only**

**Pouch Label**

**Amneal Pharmaceuticals LLC**

**TO OPEN - TEAR AT NOTCH**

**Do not remove unit from overwrap until ready to use.**

**Do not use if overwrap has been previously opened or damaged.**

The overwrap is a moisture barrier. The inner bag maintains the sterility of the product.

NDC 70121-1717-1

**100 mL**

**Rx only**

**Esmolol Hydrochloride in Sodium**

# Esmolol Hydrochloride in Sodium Chloride Injection [DOUBLE STRENGTH]

**2,000 mg/100 mL (20 mg/mL)**

- **Iso-Osmotic**
- **No Preservative Added**
- **Single Intravenous Use Only**
- **Discard Unused Portion**

**Each mL contains:** 20 mg esmolol hydrochloride, USP; 4.1 mg sodium chloride, USP in water for injection USP; buffered with 2.8 mg sodium acetate trihydrate, USP and 0.546 mg glacial acetic acid, USP. pH adjusted with sodium hydroxide and/or hydrochloric acid. pH 5.0 (4.5 to 5.5). Sterile, nonpyrogenic.

**Usual Dosage:** See package insert.

**Cautions:** After removing the overwrap, check for leaks by squeezing container firmly. If leaks are found discard as sterility may be impaired. Use only if solution is clear colorless to light yellow.

**DO NOT INTRODUCE ADDITIVES.**

Must not be used in series connections.

**Store at 20° to 25°C (68° to 77°F); excursions permitted between 15° to 30°C (59° to 86°F) [see USP Controlled Room Temperature].**  
**PROTECT FROM FREEZING.**  
**Avoid excessive heat.**

Manufactured by:  
**Amneal Injectables Private Limited**  
Mehsana 382165, INDIA

Distributed by:  
**Amneal Pharmaceuticals LLC**  
Bridgewater, NJ 08807

Mfg. Lic. No. G/28D/LVP/23  
Rev. 08-2022-00



Overprinting zone for  
Variable data of GTIN, LOT, EXP and  
UNIQUE SERIAL NO. on each pouch  
with 2D DATA MATRIX shall be printed.  
70 x 40 mm

PMI-1336



**Esmolol Hydrochloride in Sodium Chloride Injection [DOUBLE STRENGTH],  
2,000 mg/100 mL (20 mg/mL)**



**Sticker Label**

**Rx only**

**Amneal Pharmaceuticals LLC**

**Esmolol  
Hydrochloride in  
Sodium Chloride  
Injection  
[DOUBLE  
STRENGTH]**

**2,000 mg/100 mL**

**(20 mg/mL)**

Iso-Osmotic Solution of Esmolol  
Hydrochloride in Sodium Chloride

Name: \_\_\_\_\_

Date/Time Infusion Started:

Started by: \_\_\_\_\_

Apply label to Intravenous bag



Rev. 06-2022-00

**NDC 70121-1717-7**

**Esmolol Hydrochloride in Sodium Chloride Injection [DOUBLE STRENGTH],  
2,000 mg/100 mL (20 mg/mL)**

**Rx only**

**10 x 100 mL Carton Label**

**Amneal Pharmaceuticals LLC**

NDC 70121-**1717-7**

**10 x 100 mL Bags**

**Esmolol Hydrochloride in Sodium  
Chloride Injection**  
**[DOUBLE STRENGTH]**

**2,000 mg per 100 mL (20 mg/mL)**

- **ISO-USMOTIC**
- **No Preservative Added**

- **Single Intravenous Use Only**
- **Discard Unused Portion**

**Each mL contains:** 20 mg esmolol hydrochloride, USP; 4.1 mg sodium chloride, USP in water for injection USP; buffered with 2.8 mg sodium acetate trihydrate, USP and 0.546 mg glacial acetic acid, USP.

pH adjusted with sodium hydroxide and/or hydrochloric acid.  
pH 5.0 (4.5 to 5.5).

Sterile, nonpyrogenic.

**Store at 20° to 25°C (68° to 77°F); excursions permitted between 15° to 30°C (59° to 86°F) [see USP Controlled Room Temperature].**

**PROTECT FROM FREEZING.**

**Avoid excessive heat.**

Manufactured by: **Amneal Injectables Private Limited**  
Mehsana 382165, INDIA

Distributed by: **Amneal Pharmaceuticals LLC**  
Bridgewater, NJ 08807

Mfg. Lic. No. G/28D/LVP/23

Rev. 12-2022-00

For Lot & Exp. please refer to sticker  
attached to carton.

**Rx only**



## ESMOLOL HYDROCHLORIDE

esmolol hydrochloride in sodium chloride injection

### Product Information

<b>Product Type</b>	HUMAN PRESCRIPTION DRUG	<b>Item Code (Source)</b>	NDC:70121-1716
<b>Route of Administration</b>	INTRAVENOUS		

**Active Ingredient/Active Moiety**

Ingredient Name		Basis of Strength	Strength	
ESMOLOL HYDROCHLORIDE (UNII: V05260LC8D) (ESMOLOL - UNII:MDY902UXSR)		ESMOLOL HYDROCHLORIDE	10 mg in 1 mL	
Inactive Ingredients				
Ingredient Name		Strength		
ACETIC ACID (UNII: Q40Q9N063P)		0.546 mg in 1 mL		
HYDROCHLORIC ACID (UNII: QTT17582CB)				
SODIUM ACETATE (UNII: 4550K0SC9B)		2.8 mg in 1 mL		
SODIUM CHLORIDE (UNII: 451W47IQ8X)		5.9 mg in 1 mL		
SODIUM HYDROXIDE (UNII: 55X04QC32I)				
WATER (UNII: 059QF0KO0R)				
Packaging				
#	Item Code	Package Description	Marketing Start Date	Marketing End Date
1	NDC:70121-1716-7	10 in 1 CARTON	12/16/2022	
1	NDC:70121-1716-1	1 in 1 POUCH		
1		250 mL in 1 BAG; Type 2: Prefilled Drug Delivery Device/System (syringe, patch, etc.)		
Marketing Information				
Marketing Category		Application Number or Monograph Citation	Marketing Start Date	Marketing End Date
ANDA		ANDA216603	12/16/2022	

ESMOLOL HYDROCHLORIDE			
esmolol hydrochloride in sodium chloride injection			
Product Information			
Product Type	HUMAN PRESCRIPTION DRUG	Item Code (Source)	NDC:70121-1717
Route of Administration	INTRAVENOUS		
Active Ingredient/Active Moiety			
Ingredient Name		Basis of Strength	Strength
ESMOLOL HYDROCHLORIDE (UNII: V05260LC8D) (ESMOLOL - UNII:MDY902UXSR)		ESMOLOL HYDROCHLORIDE	20 mg in 1 mL
Inactive Ingredients			
Ingredient Name		Strength	

<b>ACETIC ACID</b> (UNII: Q40Q9N063P)		0.546 mg	in 1 mL	
<b>HYDROCHLORIC ACID</b> (UNII: QTT17582CB)				
<b>SODIUM ACETATE</b> (UNII: 4550K0SC9B)		2.8 mg	in 1 mL	
<b>SODIUM CHLORIDE</b> (UNII: 451W47IQ8X)		4.1 mg	in 1 mL	
<b>SODIUM HYDROXIDE</b> (UNII: 55X04QC32I)				
<b>WATER</b> (UNII: 059QF0KO0R)				
<b>Packaging</b>				
#	Item Code	Package Description	Marketing Start Date	Marketing End Date
1	NDC:70121-1717-7	10 in 1 CARTON	12/16/2022	
1	NDC:70121-1717-1	1 in 1 POUCH		
1		100 mL in 1 BAG; Type 2: Prefilled Drug Delivery Device/System (syringe, patch, etc.)		
<b>Marketing Information</b>				
<b>Marketing Category</b>		<b>Application Number or Monograph Citation</b>	<b>Marketing Start Date</b>	<b>Marketing End Date</b>
ANDA		ANDA216603	12/16/2022	

**Labeler** - Amneal Pharmaceuticals LLC (827748190)

## Establishment

Name	Address	ID/FEI	Business Operations
Amneal Injectables Private Limited		854377396	analysis(70121-1716, 70121-1717) , label(70121-1716, 70121-1717) , manufacture(70121-1716, 70121-1717) , pack(70121-1716, 70121-1717) , sterilize(70121-1716, 70121-1717)

Revised: 7/2023

Amneal Pharmaceuticals LLC