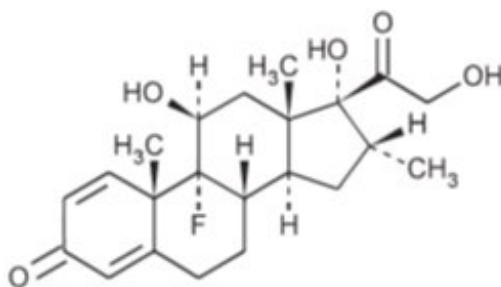


NEOMYCIN POLYMYXIN B SULFATES AND DEXAMETHASONE- neomycin sulfate, polymyxin b sulfate and dexamethasone suspension/ drops Preferred Pharmaceuticals, Inc.

Neomycin and Polymyxin B Sulfates and Dexamethasone Ophthalmic Suspension, USP (Sterile) Rx only

DESCRIPTION

Neomycin and polymyxin B sulfates and dexamethasone ophthalmic suspension, USP is a multiple dose anti-infective steroid combination in sterile suspension form for topical application. The chemical structure for the active ingredient, dexamethasone, is:



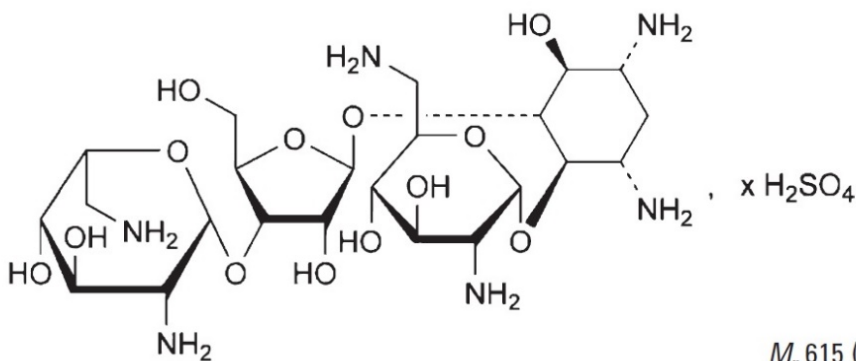
$C_{22}H_{29}FO_5$

M.W. = 392.46

Established name: dexamethasone

Chemical name: pregna-1, 4-diene-3, 20-dione, 9-fluoro-11,17, 21-trihydroxy-16-methyl-, (11 β ,16 α)-.

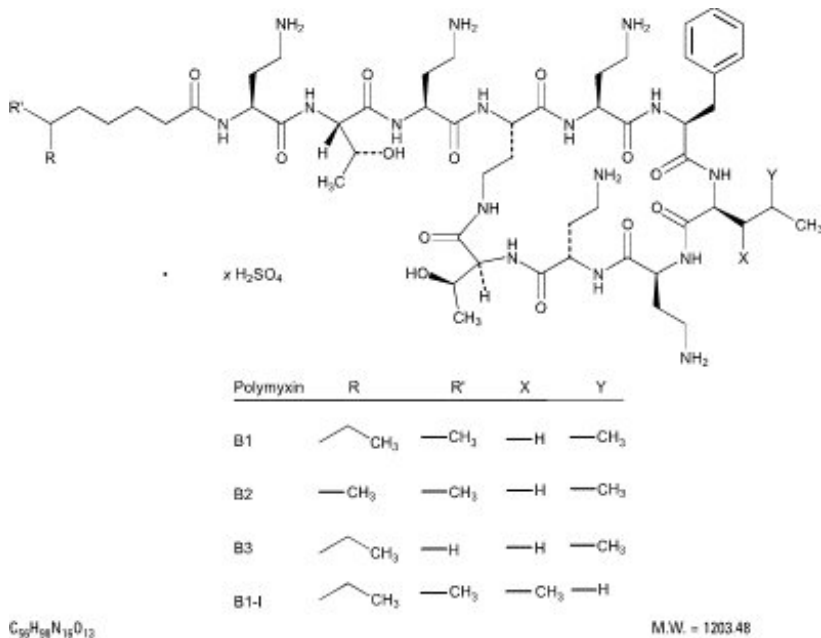
The other active ingredients are neomycin sulfate and polymyxin B sulfate. The structural formula for neomycin sulfate is:



$C_{23}H_{46}N_6O_{13} \cdot xH_2SO_4$

M_r 615 (base)

The structural formula for polymyxin B sulfate is:



Each mL contains:Actives: neomycin sulfate equivalent to neomycin 3.5 mg, polymyxin B sulfate 10,000 units, dexamethasone 0.1%. **Inactives:** hypromellose 2910 0.5%, sodium chloride, polysorbate 20, hydrochloric acid and/or sodium hydroxide (to adjust pH), purified water, benzalkonium chloride 0.004% (preservative).

CLINICAL PHARMACOLOGY

Corticosteroids suppress the inflammatory response to a variety of agents and they probably delay or slow healing. Since corticosteroids may inhibit the body's defense mechanism against infection, a concomitant antimicrobial drug may be used when this inhibition is considered to be clinically significant in a particular case.

When a decision to administer both a corticosteroid and an antimicrobial is made, the administration of such drugs in combination has the advantage of greater patient compliance and convenience, with the added assurance that the appropriate dosage of both drugs is administered, plus assured compatibility of ingredients when both types of drugs are in the same formulation and, particularly, that the correct volume of drug is delivered and retained.

The relative potency of corticosteroids depends on the molecular structure, concentration and release from the vehicle.

INDICATIONS AND USAGE

For steroid-responsive inflammatory ocular conditions for which a corticosteroid is indicated and where bacterial infection or a risk of bacterial infection exists.

Ocular corticosteroids are indicated in inflammatory conditions of the palpebral and bulbar conjunctiva, cornea, and anterior segment of the globe where the inherent risk of

corticosteroids use in certain infective conjunctivitis is accepted to obtain a diminution in edema and inflammation. They are also indicated in chronic anterior uveitis and corneal injury from chemical, radiation or thermal burns; or penetration of foreign bodies.

The use of a combination drug with an anti-infective component is indicated where the risk of infection is high or where there is an expectation that potentially dangerous numbers of bacteria will be present in the eye.

The particular anti-infective drug in this product is active against the following common bacterial eye pathogens: *Staphylococcus aureus*, *Escherichia coli*, *Haemophilus influenzae*, *Klebsiella/Enterobacter* species, *Neisseria* species, and *Pseudomonas aeruginosa*.

This product does not provide adequate coverage against: *Serratia marcescens* and streptococci, including *Streptococcus pneumoniae*.

CONTRAINDICATIONS

Neomycin and polymyxin B sulfates and dexamethasone ophthalmic suspension is contraindicated in most viral diseases of the cornea and conjunctiva, including epithelial herpes simplex keratitis (dendritic keratitis), vaccinia, varicella, and also in mycobacterial infection of the eye and fungal diseases of ocular structures. Neomycin and polymyxin B sulfates and dexamethasone ophthalmic suspension is also contraindicated in individuals with known or suspected hypersensitivity to any of the ingredients of this preparation and to other corticosteroids.

WARNINGS

NOT FOR INJECTION. Use of ocular steroids may prolong the course and may exacerbate the severity of many viral infections of the eye (including herpes simplex). Employment of a corticosteroid medication in the treatment of patients with a history of herpes simplex requires great caution; frequent slit lamp microscopy is recommended.

Prolonged use of corticosteroids may result in glaucoma with damage to the optic nerve, defects in visual acuity and fields of vision, and in posterior subcapsular cataract formation. Prolonged use may also suppress the host immune response and thus increase the hazard of secondary ocular infections. Acute purulent or parasitic infections of the eye may be masked or activity enhanced by the presence of corticosteroid medication. Various ocular diseases and long-term use of topical corticosteroids have been known to cause corneal and scleral thinning. Use of topical corticosteroids in the presence of thin corneal or scleral tissue may lead to perforation.

If this product is used for 10 days or longer, intraocular pressure (IOP) should be routinely monitored even though it may be difficult in children and uncooperative patients. Steroids should be used with caution in the presence of glaucoma. IOP should be checked frequently. The use of steroids after cataract surgery may delay healing and increase the incidence of bleb formation.

Neomycin and polymyxin B sulfates and dexamethasone ophthalmic suspension is not for injection. It should never be injected subconjunctivally, nor should it be directly introduced into the anterior chamber of the eye.

Products containing neomycin sulfate may cause cutaneous sensitization. Sensitivity to topically administered aminoglycosides, such as neomycin, may occur in some patients. Severity of hypersensitivity reactions may vary from local effects to generalized reactions such as erythema, itching, urticaria, skin rash, anaphylaxis, anaphylactoid reactions, or bullous reactions. If hypersensitivity develops during use of the product, treatment should be discontinued. Cross-hypersensitivity to other aminoglycosides can occur, and the possibility that patients who become sensitized to topical neomycin may also be sensitive to other topical and/or systemic aminoglycosides should be considered.

PRECAUTIONS

General

The initial prescription and renewal of the medication order beyond 20 mL of neomycin and polymyxin B sulfates and dexamethasone ophthalmic suspension should be made by a physician only after examination of the patient with the aid of magnification, such as slit lamp biomicroscopy, and where appropriate, fluorescein staining. If signs and symptoms fail to improve after two days, the patient should be reevaluated.

As fungal infections of the cornea are particularly prone to develop coincidentally with long-term corticosteroid applications, fungal invasion should be suspected in any persistent corneal ulceration where a corticosteroid has been used or is in use. Fungal cultures should be taken when appropriate.

If this product is used for 10 days or longer, IOP should be monitored (see **WARNINGS**). Prolonged use of topical anti-bacterial agents may give rise to overgrowth of non-susceptible organisms including fungi.

Information for Patients

If inflammation or pain persists longer than 48 hours or becomes aggravated, the patient should be advised to discontinue use of the medication and consult a physician.

This product is sterile when packaged. To prevent contamination, care should be taken to avoid touching the bottle tip to eyelids or to any other surface. The use of this bottle by more than one person may spread infection. Keep bottle tightly closed when not in use. Keep out of reach of children.

Patients should be advised that their vision may be temporarily blurred following dosing with neomycin and polymyxin B sulfates and dexamethasone ophthalmic suspension. Care should be exercised in operating machinery or driving a motor vehicle.

Carcinogenesis, Mutagenesis, Impairment of Fertility

Long-term studies in animals to evaluate carcinogenic or mutagenic potential have not been conducted with polymyxin B sulfate. Treatment of cultured human lymphocytes in vitro with neomycin increased the frequency of chromosome aberrations at the highest concentration (80 mcg/mL) tested. However, the effects of neomycin on carcinogenesis and mutagenesis in humans are unknown. Polymyxin B has been reported to impair the motility of equine sperm, but its effects on male or female fertility are unknown.

Pregnancy

Dexamethasone has been shown to be teratogenic in mice and rabbits following topical ophthalmic application in multiples of the therapeutic dose.

In the mouse, corticosteroids produce fetal resorptions and a specific abnormality, cleft palate. In the rabbit, corticosteroids have produced fetal resorptions and multiple abnormalities involving the head, ears, limbs, palate, etc.

There are no adequate or well-controlled studies in pregnant women. However, prolonged or repeated corticoid use during pregnancy has been associated with an increased risk of intra-uterine growth retardation. Neomycin and polymyxin B sulfates and dexamethasone ophthalmic suspension should be used during pregnancy only if the potential benefit to the mother justifies the potential risk to the embryo or fetus. Infants born of mothers who have received substantial doses of corticosteroids during pregnancy should be observed carefully for signs of hypoadrenalism.

Nursing Mothers

Systemically administered corticosteroids appear in human milk, could suppress growth, interfere with endogenous corticosteroid production, or cause other untoward effects. It is not known whether topical administration of corticosteroids could result in sufficient systemic absorption to produce detectable quantities in human milk. Because many drugs are excreted in human milk, caution should be exercised when neomycin and polymyxin B sulfates and dexamethasone ophthalmic suspension is administered to a nursing woman.

Pediatric Use

Safety and effectiveness in pediatric patients below the age of 2 years have not been established.

Geriatric Use

No overall differences in safety or effectiveness have been observed between elderly and younger patients.

ADVERSE REACTIONS

Adverse reactions have occurred with corticosteroid/anti-infective combination drugs which can be attributed to the corticosteroid component, the anti-infective component, or the combination. Exact incidence figures are not available since no denominator of treated patients is available.

Reactions occurring most often from the presence of the anti-infective ingredient are allergic sensitizations. The reactions due to the corticosteroid component are: elevation of IOP with possible development of glaucoma, and infrequent optic nerve damage; posterior subcapsular cataract formation; and delayed wound healing. Corticosteroid-containing preparations have also been reported to cause perforation of the globe. Keratitis, conjunctivitis, corneal ulcers, and conjunctival hyperemia have occasionally been reported following use of steroids.

Additional adverse reactions identified from post marketing use include ulcerative keratitis, headache, and Stevens-Johnson syndrome.

The following additional adverse reactions have been reported with dexamethasone use: Cushing's syndrome and adrenal suppression may occur after use of dexamethasone in excess of the listed dosing instructions in predisposed patients, including children and patients treated with CYP3A4 inhibitors.

To report SUSPECTED ADVERSE REACTIONS, contact Bausch & Lomb Incorporated at 1-800-553-5340 or FDA at 1-800-FDA-1088 or www.fda.gov/medwatch.

DOSAGE AND ADMINISTRATION

One to two drops in the conjunctival sac(s). In severe disease, drops may be used hourly, being tapered to discontinuation as the inflammation subsides. In mild disease, drops may be used up to four to six times daily. Not more than 20 mL should be prescribed initially, and the prescription should not be refilled without further evaluation as outlined in PRECAUTIONS above.

HOW SUPPLIED

Neomycin and polymyxin B sulfates and dexamethasone ophthalmic suspension, USP is supplied as a sterile ophthalmic suspension in a white, low-density polyethylene (LDPE) bottle with a linear low-density polyethylene (LLDPE) extended controlled drop tip and polypropylene cap:

NDC 68788-9720-5- 5 mL in 10 mL bottle

Relabeled By: Preferred Pharmaceuticals Inc.

Storage: Store between 15°C to 25°C (59°F to 77°F). Store upright.

KEEP OUT OF REACH OF CHILDREN.

Distributed by:

Bausch & Lomb Americas Inc.
Bridgewater, NJ 08807 USA

Manufactured by:

Bausch & Lomb Incorporated
Tampa, FL 33637 USA

© 2022 Bausch & Lomb Incorporated or its affiliates

Relabeled By: Preferred Pharmaceuticals Inc.

Rev. 12/2022

9114206 (Folded)
9114306 (Flat)

Principal Display Panel

Neomycin & Polymyxin B Sulf. & Dex. Ophth. Suspension

Generic for:Maxitrol

Each mL contains: Dexamethasone 0.1% / Polymyxin 10,000u / Neomycin 3.5mg

Pkg Size: Exp Date:

Lot#:

Batch#:

Ins:

Mfg: Bausch & Lomb Pharmaceuticals; Tampa, FL

Prod#:

Warning

Do not touch dropper tip to any surface, as this may contaminate the suspension. Shake well before use. Store between 15°-25°C (59°-77°F). Store upright. Rx. Only. For ophthalmic use only. Keep out of the reach of children. Do not use if imprinted neckband is not intact.

PREFERRED

Pharmaceuticals, Inc.

Atlanta, Ga 30307

CAUTION: Federal law PROHIBITS transfer of this drug to any person other than the patient for whom it was prescribed

Neomycin & Polymyxin B Sulf & Dex. Ophth. Suspension

Qty: Ins:

Lot#: Bat#:

Prod# (NDC):

Neomycin & Polymyxin B Sulf & Dex. Ophth. Suspension

Qty: Ins:

Lot#: Bat#:

Prod# (NDC):

Neomycin & Polymyxin B Sulf & Dex. Ophth. Suspension

Qty: Ins:

Insurance NDC:

Lot#: Bat#:

Neomycin & Polymyxin B Sulf & Dex. Ophth. Suspension

Qty: Ins:

Lot#: Bat#:

Prod# (NDC):

Directions English

Instill _____ drops every _____ hours.

Instrucciones Espanol:

Pongase _____ gota(s) cada _____ horas.

Log

Chart

Billing

Patient

NDC 68788-9720-5

Neomycin and Polymyxin B Sulfates and Dexamethasone Ophthalmic Suspension, USP (Sterile)

FOR TOPICAL OPHTHALMIC USE ONLY.

Rx only

5 mL

BAUSCH + LOMB

9531903

AB04107

NEOMYCIN POLYMYXIN B SULFATES AND DEXAMETHASONE			
neomycin sulfate, polymyxin b sulfate and dexamethasone suspension/ drops			
Product Information			
Product Type	HUMAN PRESCRIPTION DRUG	Item Code (Source)	NDC:68788-9702(NDC:24208-830)
Route of Administration	OPHTHALMIC		
Active Ingredient/Active Moiety			
Ingredient Name		Basis of Strength	Strength
NEOMYCIN SULFATE (UNII: 057Y626693) (NEOMYCIN - UNII:I16QD7X297)		NEOMYCIN	3.5 mg in 1 mL
POLYMYXIN B SULFATE (UNII: 19371312D4) (POLYMYXIN B -		POLYMYXIN B	10000 [USP'U]

UNII:J2VZ07J96K)		POLYMER	in 1 mL	
DEXAMETHASONE (UNII: 7S5I7G3JQL) (DEXAMETHASONE - UNII:7S5I7G3JQL)		DEXAMETHASONE	1 mg in 1 mL	
Inactive Ingredients				
Ingredient Name			Strength	
BENZALKONIUM CHLORIDE (UNII: F5UM2KM3W7)				
HYDROCHLORIC ACID (UNII: QTT17582CB)				
HYPROMELLOSE, UNSPECIFIED (UNII: 3NXW29V3WO)				
POLYSORBATE 20 (UNII: 7T1F30V5YH)				
WATER (UNII: 059QF0KO0R)				
SODIUM CHLORIDE (UNII: 451W47IQ8X)				
SODIUM HYDROXIDE (UNII: 55X04QC32I)				
Packaging				
#	Item Code	Package Description	Marketing Start Date	Marketing End Date
1	NDC:68788-9702-5	1 in 1 CARTON	03/14/2013	
1		5 mL in 1 BOTTLE, DROPPER; Type 0: Not a Combination Product		
Marketing Information				
Marketing Category		Application Number or Monograph Citation	Marketing Start Date	Marketing End Date
ANDA		ANDA064135	03/14/2013	

Labeler - Preferred Pharmaceuticals, Inc. (791119022)

Registrant - Preferred Pharmaceuticals, Inc. (791119022)

Establishment

Name	Address	ID/FEI	Business Operations
Preferred Pharmaceuticals, Inc.		791119022	RELABEL(68788-9702)

Revised: 8/2023

Preferred Pharmaceuticals, Inc.