

**DOPAMINE HYDROCHLORIDE- dopamine hydrochloride injection**  
**Hikma Pharmaceuticals USA Inc.**

-----  
**DOPamine**  
**Hydrochloride**  
**Injection, USP**

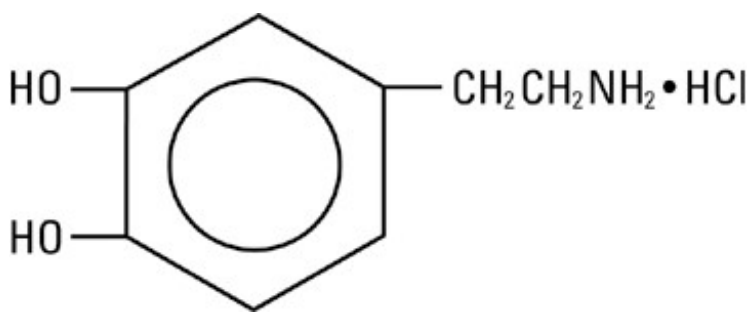
***MUST BE DILUTED PRIOR TO ADMINISTRATION***

**Rx only**

**DESCRIPTION**

Dopamine Hydrochloride, USP a sympathomimetic amine vasopressor, is the naturally occurring immediate precursor of norepinephrine. Dopamine Hydrochloride, USP is a white to off-white crystalline powder, which may have a slight odor of hydrochloric acid. It is freely soluble in water and soluble in alcohol. Dopamine Hydrochloride, USP is sensitive to alkalies, iron salts, and oxidizing agents. Chemically it is designated as 4-(2-aminoethyl) pyrocatechol hydrochloride, and its molecular formula is  $C_8H_{11}NO_2 \cdot HCl$ .

The structural formula is:



and the molecular weight is 189.64.

Dopamine Hydrochloride Injection, USP is a clear, practically colorless, sterile, pyrogen-free, aqueous solution of Dopamine Hydrochloride, USP for intravenous infusion after dilution. Each milliliter of the 40 mg/mL preparation contains 40 mg of Dopamine Hydrochloride, USP (equivalent to 32.31 mg of dopamine base). Each milliliter of the 80 mg/mL preparation contains 80 mg of Dopamine Hydrochloride, USP (equivalent to 64.62 mg of dopamine base). Each milliliter of both preparations contains the following: Sodium metabisulfite 9 mg added as an antioxidant; citric acid, anhydrous 10 mg; and sodium citrate, dihydrate 5 mg added as a buffer. May contain additional citric acid and/or sodium citrate for pH adjustment. pH is 3.3 (2.5 to 5.0).

Dopamine Hydrochloride Injection, USP must be diluted in an appropriate sterile parenteral solution before intravenous administration. (See **DOSAGE AND ADMINISTRATION**)

## CLINICAL PHARMACOLOGY

Dopamine is a natural catecholamine formed by the decarboxylation of 3,4-dihydroxyphenylalanine (DOPA). It is a precursor to norepinephrine in noradrenergic nerves and is also a neurotransmitter in certain areas of the central nervous system, especially in the nigrostriatal tract, and in a few peripheral sympathetic nerves.

Dopamine produces positive chronotropic and inotropic effects on the myocardium, resulting in increased heart rate and cardiac contractility. This is accomplished directly by exerting an agonist action on beta-adrenoceptors and indirectly by causing release of norepinephrine from storage sites in sympathetic nerve endings.

Dopamine's onset of action occurs within five minutes of intravenous administration, and with dopamine's plasma half-life of about two minutes, the duration of action is less than ten minutes. However, if monoamine oxidase (MAO) inhibitors are present, the duration may increase to one hour. The drug is widely distributed in the body but does not cross the blood-brain barrier to a significant extent. Dopamine is metabolized in the liver, kidney, and plasma by MAO and catechol-O-methyltransferase to the inactive compounds homovanillic acid (HVA) and 3,4-dihydroxyphenylacetic acid. About 25% of the dose is taken up into specialized neurosecretory vesicles (the adrenergic nerve terminals), where it is hydroxylated to form norepinephrine. It has been reported that about 80% of the drug is excreted in the urine within 24 hours, primarily as HVA and its sulfate and glucuronide conjugates and as 3,4-dihydroxyphenylacetic acid. A very small portion is excreted unchanged.

The predominant effects of dopamine are dose-related, although it should be noted that actual response of an individual patient will largely depend on the clinical status of the patient at the time the drug is administered. At low rates of infusion (0.5 – 2 mcg/kg/min) dopamine causes vasodilation that is presumed to be due to a specific agonist action on dopamine receptors (distinct from alpha- and beta-adrenoceptors) in the renal, mesenteric, coronary, and intracerebral vascular beds. At these dopamine receptors, haloperidol is an antagonist. The vasodilation in these vascular beds is accompanied by increased glomerular filtration rate, renal blood flow, sodium excretion, and urine flow. Hypotension sometimes occurs. An increase in urinary output produced by dopamine is usually not associated with a decrease in osmolality of the urine.

At intermediate rates of infusion (2 – 10 mcg/kg/min) dopamine acts to stimulate the beta<sub>1</sub>-adrenoceptors, resulting in improved myocardial contractility, increased SA rate and enhanced impulse conduction in the heart. There is little, if any, stimulation of the beta<sub>2</sub>-adrenoceptors (peripheral vasodilation). Dopamine causes less increase in myocardial oxygen consumption than isoproterenol, and its use is not usually associated with a tachyarrhythmia. Clinical studies indicate that it usually increases systolic and pulse pressure with either no effect or a slight increase in diastolic pressure. Blood flow to the peripheral vascular beds may decrease while mesenteric flow increases due to increased cardiac output. Total peripheral resistance (alpha effects) at low and intermediate doses is usually unchanged.

At higher rates of infusion (10 – 20 mcg/kg/min) there is some effect on alpha-adrenoceptors, with consequent vasoconstrictor effects and a rise in blood pressure. The vasoconstrictor effects are first seen in the skeletal muscle vascular beds, but with increasing doses, they are also evident in the renal and mesenteric vessels. At very high rates of infusion (above 20 mcg/kg/min), stimulation of alpha-adrenoceptors predominates and vasoconstriction may compromise the circulation of the limbs and

override the dopaminergic effects of dopamine, reversing renal dilation and naturesis.

## INDICATIONS AND USAGE

Dopamine Hydrochloride, USP is indicated for the correction of hemodynamic imbalances present in the shock syndrome due to myocardial infarction, trauma, endotoxic septicemia, open-heart surgery, renal failure, and chronic cardiac decompensation as in congestive failure.

Patients most likely to respond adequately to Dopamine Hydrochloride, USP are those in whom physiological parameters, such as urine flow, myocardial function, and blood pressure, have not undergone profound deterioration. Multiclinic trials indicate that the shorter the time interval between onset of signs and symptoms and initiation of therapy with blood volume correction and Dopamine Hydrochloride, USP, the better the prognosis. Where appropriate, blood volume restoration with a suitable plasma expander or whole blood should be accomplished prior to administration of Dopamine Hydrochloride, USP.

**Poor Perfusion of Vital Organs** – Urine flow appears to be one of the better diagnostic signs by which adequacy of vital organ perfusion can be monitored. Nevertheless, the physician should also observe the patient for signs of reversal of confusion or reversal of comatose condition. Loss of pallor, increase in toe temperature, and/or adequacy of nail bed capillary filling may also be used as indices of adequate dosage. Clinical studies have shown that when Dopamine Hydrochloride, USP is administered before urine flow has diminished to levels of approximately 0.3 mL/minute, prognosis is more favorable. Nevertheless, in a number of oliguric or anuric patients, administration of Dopamine Hydrochloride, USP has resulted in an increase in urine flow, which in some cases reached normal levels. Dopamine Hydrochloride, USP may also increase urine flow in patients whose output is within normal limits and thus may be of value in reducing the degree of pre-existing fluid accumulation. It should be noted that at doses above those optimal for the individual patient, urine flow may decrease, necessitating reduction of dosage.

**Low Cardiac Output** – Increased cardiac output is related to dopamine's direct inotropic effect on the myocardium. Increased cardiac output at low or moderate doses appears to be related to a favorable prognosis. Increase in cardiac output has been associated with either static or decreased systemic vascular resistance (SVR). Static or decreased SVR associated with low or moderate movements in cardiac output is believed to be a reflection of differential effects on specific vascular beds with increased resistance in peripheral beds (e.g., femoral) and concomitant decreases in mesenteric and renal vascular beds.

Redistribution of blood flow parallels these changes so that an increase in cardiac output is accompanied by an increase in mesenteric and renal blood flow. In many instances the renal fraction of the total cardiac output has been found to increase. Increase in cardiac output produced by dopamine is not associated with substantial decreases in systemic vascular resistance as may occur with isoproterenol.

**Hypotension** – Hypotension due to inadequate cardiac output can be managed by administration of low to moderate doses of Dopamine Hydrochloride, USP which have little effect on SVR. At high therapeutic doses, dopamine's alpha-adrenergic activity becomes more prominent and thus may correct hypotension due to diminished SVR. As

in the case of other circulatory decompensation states, prognosis is better in patients whose blood pressure and urine flow have not undergone profound deterioration. Therefore, it is suggested that the physician administer Dopamine Hydrochloride, USP as soon as a definite trend toward decreased systolic and diastolic pressure becomes evident.

## CONTRAINDICATIONS

Dopamine HCl should not be used in patients with pheochromocytoma.

Dopamine HCl should not be administered to patients with uncorrected tachyarrhythmias or ventricular fibrillation.

## WARNINGS

Contains sodium metabisulfite, a sulfite that may cause allergic-type reactions including anaphylactic symptoms and life-threatening or less severe asthmatic episodes in certain susceptible people. The overall prevalence of sulfite sensitivity in the general population is unknown and probably low. Sulfite sensitivity is seen more frequently in asthmatic than in nonasthmatic people.

Do NOT add dopamine HCl to any alkaline diluent solution since the drug is inactivated in alkaline solution.

Patients who have been receiving MAO inhibitors prior to the administration of dopamine HCl will require substantially reduced dosage. See **Drug Interactions** below.

## PRECAUTIONS

### General

1. **Monitoring** – Careful monitoring of the following indices is necessary during dopamine HCl infusion, as with any adrenergic agent: blood pressure, urine flow, and, when possible, cardiac output and pulmonary wedge pressure.
2. **Hypovolemia** – Prior to treatment with dopamine HCl, hypovolemia should be fully corrected, if possible, with either whole blood or plasma as indicated. Monitoring of central venous pressure or left ventricular filling pressure may be helpful in detecting and treating hypovolemia.
3. **Hypoxia, Hypercapnia, Acidosis** – These conditions, which may also reduce the effectiveness and/or increase the incidence of adverse effects of dopamine, must be identified and corrected prior to, or concurrently with, administration of dopamine HCl.
4. **Decreased Pulse Pressure** – If a disproportionate increase in diastolic blood pressure and a marked decrease in pulse pressure are observed in patients receiving dopamine HCl, the rate of infusion should be decreased and the patient observed carefully for further evidence of predominant vasoconstrictor activity, unless such effect is desired.
5. **Ventricular Arrhythmias** – If an increased number of ectopic beats are observed, the dose should be reduced if possible.

6. **Hypotension** – At lower infusion rates, if hypotension occurs, the infusion rate should be rapidly increased until adequate blood pressure is obtained. If hypotension persists, dopamine HCl should be discontinued and a more potent vasoconstrictor agent such as norepinephrine should be administered.

7. **Extravasation** – Dopamine HCl should be infused into a large vein whenever possible to prevent the possibility of extravasation into tissue adjacent to the infusion site. Extravasation may cause necrosis and sloughing of surrounding tissue. Large veins of the antecubital fossa are preferred to veins in the dorsum of the hand or ankle. Less suitable infusion sites should be used only if the patient's condition requires immediate attention. The physician should switch to more suitable sites as rapidly as possible. The infusion site should be continuously monitored for free flow.

8. **Occlusive Vascular Disease** – Patients with a history of occlusive vascular disease (for example, atherosclerosis, arterial embolism, Raynaud's disease, cold injury, diabetic endarteritis, and Buerger's disease) should be closely monitored for any changes in color or temperature of the skin in the extremities. If a change in skin color or temperature occurs and is thought to be the result of compromised circulation in the extremities, the benefits of continued dopamine HCl infusion should be weighed against the risk of possible necrosis. This condition may be reversed by either decreasing the rate or discontinuing the infusion.

## **IMPORTANT**

**Antidote for Peripheral Ischemia:** To prevent sloughing and necrosis in ischemic areas, the area should be infiltrated as soon as possible with 10 to 15 mL of saline solution containing from 5 to 10 mg of phentolamine mesylate, an adrenergic blocking agent. A syringe with a fine hypodermic needle should be used, and the solution liberally infiltrated throughout the ischemic area. Sympathetic blockade with phentolamine causes immediate and conspicuous local hyperemic changes if the area is infiltrated within 12 hours. Therefore, phentolamine should be given as soon as possible after the extravasation is noted.

9. **Weaning** – When discontinuing the infusion, it may be necessary to gradually decrease the dose of dopamine HCl while expanding blood volume with I.V. fluids, since sudden cessation may result in marked hypotension.

## **Drug Interactions**

1. Because dopamine is metabolized by monoamine oxidase (MAO), inhibition of this enzyme prolongs and potentiates the effect of dopamine. Patients who have been treated with **MAO inhibitors** within two to three weeks prior to the administration of dopamine HCl should receive initial doses of dopamine HCl no greater than one-tenth (1/10) of the usual dose.
2. Concurrent administration of dopamine HCl and **diuretic agents** may produce an additive or potentiating effect on urine flow.
3. **Tricyclic antidepressants** may potentiate the pressor response to adrenergic agents.
4. Cardiac effects of dopamine are antagonized by **beta-adrenergic blocking agents**, such as propranolol and metoprolol. The peripheral vasoconstriction caused by

high doses of dopamine HCl is antagonized by **alpha-adrenergic blocking agents**. Dopamine-induced renal and mesenteric vasodilation is not antagonized by either alpha- or beta-adrenergic blocking agents.

5. **Haloperidol** appears to have strong central antidopaminergic properties. Haloperidol and haloperidol-like drugs suppress the dopaminergic renal and mesenteric vasodilation induced at low rates of dopamine infusion.

6. **Cyclopropane or halogenated hydrocarbon anesthetics** increase cardiac autonomic irritability and may sensitize the myocardium to the action of certain intravenously administered catecholamines, such as dopamine. This interaction appears to be related both to pressor activity and to beta-adrenergic stimulating properties of these catecholamines and may produce ventricular arrhythmias and hypertension. Therefore, EXTREME CAUTION should be exercised when administering dopamine HCl to patients receiving cyclopropane or halogenated hydrocarbon anesthetics. It has been reported that results of studies in animals indicate that dopamine-induced ventricular arrhythmias during anesthesia can be reversed by propranolol.

7. The concomitant use of vasopressors and some **oxytocic drugs** may result in severe persistent hypertension. See **Labor and Delivery** below.

8. Administration of **phenytoin** to patients receiving dopamine HCl has been reported to lead to hypotension and bradycardia. It is suggested that in patients receiving dopamine HCl, alternatives to phenytoin should be used if anticonvulsant therapy is needed.

## **Pregnancy**

### **Teratogenic Effects:** *Pregnancy Category C*

Animal studies have revealed no evidence of teratogenic effects due to dopamine. However, in one study, administration of dopamine HCl to pregnant rats resulted in a decreased survival rate of the newborn and a potential for cataract formation in the survivors. There are no adequate and well-controlled studies in pregnant women and it is not known if dopamine crosses the placental barrier. Because animal reproduction studies are not always predictive of human response, this drug should be used during pregnancy only if, in the judgment of the physician, the potential benefit justifies the potential risk to the fetus.

## **Labor and Delivery**

In obstetrics, if vasopressor drugs are used to correct hypotension or are added to a local anesthetic solution, some oxytocic drugs may cause severe persistent hypertension and may even cause rupture of a cerebral blood vessel to occur during the postpartum period.

## **Nursing Mothers**

It is not known whether this drug is excreted in human milk. Because many drugs are excreted in human milk, caution should be exercised when dopamine HCl is administered to a nursing woman.

## **Pediatric Use**

Safety and effectiveness in children have not been established. Dopamine HCl has been used in a limited number of pediatric patients, but such use has been inadequate to fully define proper dosage and limitations for use.

## **ADVERSE REACTIONS**

The following adverse reactions have been observed, but there are not enough data to support an estimate of their frequency.

### **Cardiovascular System:**

- ventricular arrhythmia
- atrial fibrillation
- ectopic beats
- tachycardia
- anginal pain
- palpitation
- cardiac conduction abnormalities
- widened QRS complex
- bradycardia
- hypotension
- hypertension
- vasoconstriction

### **Respiratory System:**

- dyspnea

### **Gastrointestinal System:**

- nausea
- vomiting

### **Metabolic/Nutritional System:**

- azotemia

### **Central Nervous System:**

- headache
- anxiety

### **Dermatological System:**

- piloerection

### **Other:**

Gangrene of the extremities has occurred when high doses were administered for

prolonged periods or in patients with occlusive vascular disease receiving low doses of dopamine HCl.

**To report SUSPECTED ADVERSE REACTIONS, contact Hikma Pharmaceuticals USA Inc. at 1-877-233-2001 or FDA at 1-800-FDA-1088 or [www.fda.gov/medwatch](http://www.fda.gov/medwatch).**

## OVERDOSAGE

In the case of accidental overdosage, as evidenced by excessive elevation of blood pressure, reduce rate of administration or temporarily discontinue dopamine HCl until patient's condition stabilizes. Since dopamine's duration of action is quite short, no additional remedial measures are usually necessary. If these measures fail to stabilize the patient's condition, use of the short-acting alpha-adrenergic blocking agent phentolamine should be considered.

## DOSAGE AND ADMINISTRATION

**WARNING: This is a potent drug; it must be diluted before administration to the patient.**

Dopamine hydrochloride injection is administered (only after dilution) by intravenous infusion.

***Suggested Dilution*** – For the 40 mg/mL preparation, transfer by aseptic technique the contents containing either 5 mL, 200 mg or 10 mL, 400 mg of dopamine hydrochloride to either a 250 mL or 500 mL bottle of one of the sterile I.V. solutions listed below. For the 80 mg/mL preparation, transfer by aseptic technique the contents containing 10 mL, 800 mg of dopamine hydrochloride to a 250 mL, 500 mL or 1000 mL bottle of one of the following sterile I.V. solutions:

0.9% Sodium Chloride Injection, USP

5% Dextrose Injection, USP

5% Dextrose and 0.9% Sodium Chloride Injection, USP

5% Dextrose and 0.45% Sodium Chloride Injection, USP

5% Dextrose and Lactated Ringer's Injection

Sodium Lactate Injection, USP 1/6 Molar

Lactated Ringer's Injection, USP

The resultant dilutions are summarized in the following chart:

Concentration of dopamine hydrochloride	40 mg/mL		80 mg/mL
Volume of dopamine Hydrochloride Injection, USP	5 mL	10 mL	10 mL
250 mL Bottle of I.V. Solution	800 mcg/mL	1600 mcg/mL	3200 mcg/mL
500 mL Bottle of I.V. Solution	400 mcg/mL	800 mcg/mL	1600 mcg/mL

1000 mL Bottle of I.V. Solution	200 mcg/mL	400 mcg/mL	800 mcg/mL
---------------------------------	------------	------------	------------

Dopamine hydrochloride injection has been found to be stable for a minimum of 24 hours after dilution in the foregoing I.V. solutions. However, as with all I.V. admixtures, dilution should be made just prior to administration.

Do NOT add dopamine hydrochloride to Sodium Bicarbonate Injection, USP or other alkaline I.V. solutions, since the drug is inactivated in alkaline solution.

**Rate of Administration** – Dopamine hydrochloride injection after dilution, is administered intravenously by infusion via a suitable I.V. catheter or needle. When administering dopamine hydrochloride (or any potent medication) by continuous intravenous infusion, it is advisable to use a precision volume control I.V. set. Each patient must be individually titrated to the desired hemodynamic or renal response to dopamine.

In titrating to the desired increase in systolic blood pressure, the optimum dosage rate for renal response may be exceeded, thus necessitating a reduction in rate after the hemodynamic condition is stabilized.

Administration at rates greater than 50 mcg/kg/min have safely been used in advanced circulatory decompensation states. If unnecessary fluid expansion is of concern, adjustment of drug concentration may be preferred over increasing the flow rate of a less concentrated dilution.

### **Suggested Regimen:**

1. When appropriate, increase blood volume with whole blood or plasma until central venous pressure is 10 to 15 cm H<sub>2</sub>O or pulmonary wedge pressure is 14 to 18 mm Hg.
2. Begin infusion of diluted solution at doses of 2 – 5 mcg/kg/min of dopamine hydrochloride in patients who are likely to respond to modest increments of heart force and renal perfusion.

In more seriously ill patients, begin infusion of diluted solution at doses of 5 mcg/kg/min of dopamine hydrochloride and increase gradually using 5 to 10 mcg/kg/min increments up to a rate of 20 to 50 mcg/kg/min as needed. If doses in excess of 50 mcg/kg/min are required, it is advisable to check urine output frequently. Should urinary flow begin to decrease in the absence of hypotension, reduction of dopamine dosage should be considered. Multiclinic trials have shown that more than 50 percent of patients have been satisfactorily maintained on doses less than 20 mcg/kg/min.

In patients who do not respond to these doses with adequate arterial pressures or urine flow, additional increments of dopamine may be given in an effort to produce an appropriate arterial pressure and central perfusion.

3. Treatment of all patients requires constant evaluation of therapy in terms of blood volume, augmentation of cardiac contractility, and distribution of peripheral perfusion.

Dosage of dopamine should be adjusted according to the patient's response, with particular attention to diminution of established urine flow rate, increasing tachycardia or development of new dysrhythmias as indices for decreasing or temporarily suspending the dosage.

4. As with all potent intravenously administered drugs, care should be taken to control

the rate of administration to avoid inadvertent administration of a bolus of the drug.

Parenteral drug products should be inspected visually for particulate matter and discoloration prior to administration, whenever solution and container permit.

## HOW SUPPLIED

Dopamine Hydrochloride Injection, USP is a clear, colorless to slightly yellow aqueous solution supplied as follows:

Strength	Packaged	NDC No.
200 mg/5 mL (40 mg/mL)	Carton of 25 vials	0143-9252-25
400 mg/5 mL (80 mg/mL)	Carton of 25 vials	0143-9253-25
400 mg/10 mL (40 mg/mL)	Carton of 25 vials	0143-9254-25
800 mg/10 mL (80 mg/mL)	Carton of 25 vials	0143-9255-25

Avoid contact with alkalies (including sodium bicarbonate), oxidizing agents or iron salts. Do not use the injection if it is darker than slightly yellow or discolored in any other way. Store at 20 to 25°C (68 to 77°F). [See USP Controlled Room Temperature.]

### Manufactured by:

HIKMA FARMACÊUTICA (PORTUGAL), S.A.

Estrada do Rio da Mó, nº 8, 8A e 8B – Fervença,

2705 – 906 Terrugem SNT

PORTUGAL

### Distributed by:

Hikma Pharmaceuticals USA Inc.

Berkeley Heights, NJ 07922

Revised: August 2020

PIN491-WES/2

## PRINCIPAL DISPLAY PANEL

NDC 0143-**9252**-01     Rx only


**DOPamine**

**Hydrochloride Injection, USP**

**200 mg per 5 mL**

**(40 mg/mL)**

5 mL Single Dose Vial

<p>NDC 0143-9252-01</p> <p><b>DOPamine</b> Hydrochloride Injection, USP</p> <p><b>200 mg per 5 mL</b> (40 mg/mL)</p> <p>5 mL Single Dose Vial</p>	<p>Rx only</p> <p><b>CAUTION: MUST BE DILUTED.</b> <b>For Intravenous use.</b></p> <p>Each mL also contains sodium metabisulfite 9 mg added as stabilizer. Citric acid, anhydrous 10 mg and sodium citrate, dehydrate 5 mg added as buffer. Sterile, nonpyrogenic.</p> <p>Mfd. by HIKMA FARMACÊUTICA (PORTUGAL), S.A. Dist. by Hikma, Berkeley Heights, NJ 07922</p>	 <p>(01)00301439252016</p> <p>PLB173-WES/2</p>	<p>Lot:</p> <p>Exp:</p>
---	--	---	-------------------------

## PRINCIPAL DISPLAY PANEL

NDC 0143-9252-25 Rx only  
**DOPamine**  
**Hydrochloride Injection, USP**  
**200 mg per 5 mL**  
**(40 mg/mL)**  
**CAUTION: MUST BE DILUTED**

For Intravenous use

25 x 5 mL Single Dose Vials

To open - Cut seal along dotted line.

---

<p>PLB171-WES/3</p> <p>NDC 0143-9252-25 Rx only</p> <p><b>DOPamine</b> Hydrochloride Injection, USP</p> <p><b>200 mg per 5 mL</b> (40 mg/mL)</p> <p><b>CAUTION: MUST BE DILUTED</b> <b>For Intravenous use</b></p> <p>25 x 5 mL Single Dose Vials</p>	<p>Each mL contains 40 mg dopamine hydrochloride (32.31 base equivalent); sodium metabisulfite 9 mg added as a stabilizer; citric acid, anhydrous 10 mg and sodium citrate, dihydrate 5 mg added as buffer. May contain citric acid and/or sodium citrate for pH adjustment. pH 3.3 [2.5 to 5.0]. Sterile, nonpyrogenic.</p> <p><b>Usual Dosage:</b> See package insert.</p> <p><b>USE ASEPTIC TECHNIQUE.</b></p> <p><b>Mix thoroughly after dilution. Use only if clear and seal is intact and undamaged.</b></p> <p><b>Store at 20° to 25°C (68° to 77°F) [See USP Controlled Room Temperature].</b></p> <p><b>Contains no bacteriostat; use promptly; discard unused portion.</b></p> <p><b>Do not use the injection if it is darker than slightly yellow or discolored in any other way.</b></p> <p>Distributed by Hikma, Berkeley Heights, NJ 07922</p> <p><b>hikma.</b></p>	 <p>(01)00301439252252</p>
---	---	--

## PRINCIPAL DISPLAY PANEL

NDC 0143-9254-01 Rx only  
**DOPamine**  
**Hydrochloride Injection, USP**  
**400 mg per 10 mL**  
**(40 mg/mL)**  
10 mL Single Dose Vial

NDC 0143-9254-01
Rx only

**CAUTION: MUST BE DILUTED.**  
**For Intravenous use.**


  
(01)00301439254010

**DOPamine**  
Hydrochloride Injection, USP

**400 mg per 10 mL**  
(40 mg/mL)

10 mL Single Dose Vial

Each mL also contains sodium metabisulfite 9 mg added as stabilizer. Citric acid, anhydrous 10 mg and sodium citrate, dehydrate 5 mg added as buffer. Sterile, nonpyrogenic.

Mfd. by HIKMA FARMACÉUTICA (PORTUGAL), S.A.  
Dist. by Hikma Pharmaceuticals USA Inc.  
Berkeley Heights, NJ 07922

PLB174-WES/2

Lot:  
Exp:

## PRINCIPAL DISPLAY PANEL

NDC 0143-9254-25 Rx only

**DOPamine**  
**Hydrochloride Injection, USP**  
**400 mg per 10 mL**  
**(40 mg/mL)**

**CAUTION: MUST BE DILUTED**

**For Intravenous use**

25 x 10 mL Single Dose Vials

PLB172-WES/3  
NDC 0143-9254-25

Rx only


**DOPamine**  
Hydrochloride Injection, USP

**400 mg per 10 mL**  
(40 mg/mL)

**CAUTION: MUST BE DILUTED**  
**For Intravenous use**

25 x 10 mL Single Dose Vials

Each mL contains 40 mg dopamine hydrochloride (32.31 base equivalent); sodium metabisulfite 9 mg added as a stabilizer; citric acid, anhydrous 10 mg and sodium citrate, dihydrate 5 mg added as buffer. May contain citric acid and/or sodium citrate for pH adjustment. pH 3.3 [2.5 to 5.0]. Sterile, nonpyrogenic.  
**Usual Dosage:** See package insert.  
**USE ASEPTIC TECHNIQUE.**  
**Mix thoroughly after dilution. Use only if clear and seal is intact and undamaged.**  
**Store at 20° to 25°C (68° to 77°F) [See USP Controlled Room Temperature].**  
**Contains no bacteriostat; use promptly; discard unused portion. Do not use the injection if it is darker than slightly yellow or discolored in any other way.**  
Distributed by  
Hikma Pharmaceuticals USA Inc.  
Berkeley Heights, NJ 07922  
**hikma.**


  
(01)00301439254256

To open - Cut seal along dotted line.

## DOPAMINE HYDROCHLORIDE

dopamine hydrochloride injection

### Product Information

Product Type	HUMAN PRESCRIPTION DRUG	Item Code (Source)	NDC:0143-9252	
Route of Administration	INTRAVENOUS			
Active Ingredient/Active Moiety				
Ingredient Name		Basis of Strength	Strength	
DOPAMINE HYDROCHLORIDE (UNII: 7L3E358N9L) (DOPAMINE - UNII:VTD58H1Z2X)		DOPAMINE HYDROCHLORIDE	40 mg in 1 mL	
Inactive Ingredients				
Ingredient Name		Strength		
SODIUM METABISULFITE (UNII: 4VON5FNS3C)		9 mg in 1 mL		
SODIUM CITRATE (UNII: 1Q73Q2JULR)		5 mg in 1 mL		
CITRIC ACID ACETATE (UNII: DSO12WL7AU)		10 mg in 1 mL		
Packaging				
#	Item Code	Package Description	Marketing Start Date	Marketing End Date
1	NDC:0143-9252-25	25 in 1 CARTON	04/11/2018	
1	NDC:0143-9252-01	5 mL in 1 VIAL, SINGLE-DOSE; Type 0: Not a Combination Product		
Marketing Information				
Marketing Category	Application Number or Monograph Citation		Marketing Start Date	Marketing End Date
ANDA	ANDA207707		04/11/2018	

DOPAMINE HYDROCHLORIDE			
dopamine hydrochloride injection			
Product Information			
Product Type	HUMAN PRESCRIPTION DRUG	Item Code (Source)	NDC:0143-9253
Route of Administration	INTRAVENOUS		
Active Ingredient/Active Moiety			
Ingredient Name		Basis of Strength	Strength
DOPAMINE HYDROCHLORIDE (UNII: 7L3E358N9L) (DOPAMINE - UNII:VTD58H1Z2X)		DOPAMINE HYDROCHLORIDE	80 mg in 1 mL
Inactive Ingredients			

Ingredient Name			Strength	
SODIUM METABISULFITE (UNII: 4VON5FNS3C)			9 mg in 1 mL	
CITRIC ACID ACETATE (UNII: DSO12WL7AU)			10 mg in 1 mL	
SODIUM CITRATE (UNII: 1Q73Q2JULR)			5 mg in 1 mL	
Packaging				
#	Item Code	Package Description	Marketing Start Date	Marketing End Date
1	NDC:0143-9253-25	25 in 1 CARTON	04/11/2018	
1	NDC:0143-9253-01	5 mL in 1 VIAL, SINGLE-DOSE; Type 0: Not a Combination Product		
Marketing Information				
Marketing Category		Application Number or Monograph Citation	Marketing Start Date	Marketing End Date
ANDA		ANDA207707	04/11/2018	

DOPAMINE HYDROCHLORIDE				
dopamine hydrochloride injection				
Product Information				
Product Type		HUMAN PRESCRIPTION DRUG	Item Code (Source)	NDC:0143-9254
Route of Administration		INTRAVENOUS		
Active Ingredient/Active Moiety				
Ingredient Name			Basis of Strength	Strength
DOPAMINE HYDROCHLORIDE (UNII: 7L3E358N9L) (DOPAMINE - UNII:VTD58H1Z2X)			DOPAMINE HYDROCHLORIDE	40 mg in 1 mL
Inactive Ingredients				
Ingredient Name			Strength	
SODIUM METABISULFITE (UNII: 4VON5FNS3C)			9 mg in 1 mL	
CITRIC ACID ACETATE (UNII: DSO12WL7AU)			10 mg in 1 mL	
SODIUM CITRATE (UNII: 1Q73Q2JULR)			5 mg in 1 mL	
Packaging				
#	Item Code	Package Description	Marketing Start Date	Marketing End Date
1	NDC:0143-9254-25	25 in 1 CARTON	04/11/2018	
-	NDC:0143-	10 mL in 1 VIAL SINGLE-DOSE; Type 0: Not a		

9254-01	Combination Product		
<b>Marketing Information</b>			
<b>Marketing Category</b>	<b>Application Number or Monograph Citation</b>	<b>Marketing Start Date</b>	<b>Marketing End Date</b>
ANDA	ANDA207707	04/11/2018	

DOPAMINE HYDROCHLORIDE						
dopamine hydrochloride injection						
Product Information						
Product Type		HUMAN PRESCRIPTION DRUG	Item Code (Source)		NDC:0143-9255	
Route of Administration		INTRAVENOUS				
Active Ingredient/Active Moiety						
Ingredient Name			Basis of Strength		Strength	
DOPAMINE HYDROCHLORIDE (UNII: 7L3E358N9L) (DOPAMINE - UNII:VTD58H1Z2X)			DOPAMINE HYDROCHLORIDE		80 mg in 1 mL	
Inactive Ingredients						
Ingredient Name			Strength			
SODIUM METABISULFITE (UNII: 4VON5FNS3C)			9 mg in 1 mL			
CITRIC ACID ACETATE (UNII: DSO12WL7AU)			10 mg in 1 mL			
SODIUM CITRATE (UNII: 1Q73Q2JULR)			5 mg in 1 mL			
Packaging						
#	Item Code	Package Description	Marketing Start Date		Marketing End Date	
1	NDC:0143-9255-25	25 in 1 CARTON	04/11/2018			
1	NDC:0143-9255-01	10 mL in 1 VIAL, SINGLE-DOSE; Type 0: Not a Combination Product				
Marketing Information						
Marketing Category		Application Number or Monograph Citation		Marketing Start Date		Marketing End Date
ANDA		ANDA207707		04/11/2018		

**Labeler**
- Hikma Pharmaceuticals USA Inc. (001230762)

