

# IFEX- ifosfamide injection, powder, for solution

## Baxter Healthcare Corporation

-----

### HIGHLIGHTS OF PRESCRIBING INFORMATION

These highlights do not include all the information needed to use IFEX safely and effectively. See full prescribing information for IFEX.

IFEX (ifosfamide) for injection, intravenous use  
Initial U.S. Approval: 1988

### **WARNING: MYELOSUPPRESSION, ENCEPHALOPATHY, NEPHROTOXICITY and UROTOXICITY**

*See full prescribing information for complete boxed warning.*

- Myelosuppression can be severe and lead to fatal infections (5.1)
- Encephalopathy can be severe and may result in death (5.2)
- Nephrotoxicity can be severe and result in renal failure. Hemorrhagic cystitis can be severe. (5.3)

### ----- **RECENT MAJOR CHANGES** -----

Boxed Warning 12/2024

Dosage and Administration (2.1, 2.2, 2.3) 12/2024

Warnings and Precautions (5) 12/2024

### ----- **INDICATIONS AND USAGE** -----

IFEX is an alkylating drug indicated for use in adults in combination with certain other approved antineoplastic agents for third-line chemotherapy of germ cell testicular cancer. (1)

### ----- **DOSAGE AND ADMINISTRATION** -----

- Administer IFEX with extensive hydration consisting of at least 2 liters of oral or intravenous fluid per day to reduce the incidence or severity of bladder toxicity. (2.1, 5.3)
- Administer mesna with IFEX to reduce the incidence or severity of hemorrhagic cystitis. (2.1, 5.3)
- Administer IFEX as a slow intravenous infusion (at least 30 minutes) at a dose of 1.2 grams per m<sup>2</sup> per day for 5 consecutive days. Repeat every 3 weeks or after recovery from hematologic toxicity. (2.2)
- Individualize the dose and dosing schedule of IFEX based on patient risk factors and adverse reactions. (2.2)
- See Full Prescribing Information for instructions on preparation and administration. (2.3)

### ----- **DOSAGE FORMS AND STRENGTHS** -----

- For injection: Single dose vials: 1 gram, 3 grams (3)

### ----- **CONTRAINDICATIONS** -----

- Known hypersensitivity to administration of ifosfamide. (4)
- Urinary outflow obstruction. (4)

### ----- **WARNINGS AND PRECAUTIONS** -----

- Myelosuppression: Monitor blood counts prior to treatment, during treatment, and as clinically indicated. (5.1)
- Encephalopathy: Monitor for signs and symptoms of CNS toxicity during and after IFEX treatment. Dose interruption or permanent discontinuation may be required based on individual safety and tolerability. (5.2)
- Nephrotoxicity and Urotoxicity: Monitor signs and symptoms. Monitor serum and urine chemistries. (2.1, 5.3)
- Cardiotoxicity: Arrhythmias, other ECG changes, and cardiomyopathy can occur and result in death. Cardiotoxicity is dose dependent and the risk is increased in patients with preexisting cardiac, treatment with other cardiotoxic agents, radiation, and renal impairment. (5.4)

- Pulmonary toxicity: Interstitial pneumonitis, pulmonary fibrosis, and pulmonary toxicity with fatal outcomes can occur. Monitor for signs and symptoms of pulmonary toxicity and treat as clinically indicated. (5.5)
- Secondary malignancies can occur. (5.6)
- Veno-occlusive Liver Disease can occur. (5.7)
- Embryo-Fetal Toxicity: Can cause fetal harm. Advise of potential risk to a fetus and use of effective contraception. (5.8, 8.1, 8.3)
- Infertility: Can impair male and female reproductive function. (5.9)
- Anaphylactic/anaphylactoid reactions have been reported. (5.10)

-----**ADVERSE REACTIONS**-----

The most common ( $\geq 10\%$ ) adverse reactions were alopecia, nausea/vomiting, hematuria, leukopenia, anemia, CNS toxicity, infection. (6.1)

**To report SUSPECTED ADVERSE REACTIONS, contact Baxter Healthcare at phone: 1 866 888 2472 or FDA at 1-800-FDA-1088 or [www.fda.gov/medwatch](http://www.fda.gov/medwatch).**

-----**DRUG INTERACTIONS**-----

- CYP3A4 Inducers: Monitor for increased toxicity when used in combination with CYP3A4 inducers. (7.1)
- CYP3A4 Inhibitors: Use in combination with CYP3A4 inhibitors could decrease the effectiveness of ifosfamide. (7.2)

-----**USE IN SPECIFIC POPULATIONS**-----

- Lactation: Advise not to breastfeed. (8.2)
- Renal impairment: Closely monitor for adverse reactions and consider dosage modifications. (8.6)

**See 17 for PATIENT COUNSELING INFORMATION.**

**Revised: 12/2024**

**FULL PRESCRIBING INFORMATION: CONTENTS\***

**WARNING: MYELOSUPPRESSION, ENCEPHALOPATHY, NEPHROTOXICITY and UROTOXICITY**

**1 INDICATIONS AND USAGE**

**2 DOSAGE AND ADMINISTRATION**

2.1 Important Administration Instructions

2.2 Recommended Dosage

2.3 Preparation and Administration

**3 DOSAGE FORMS AND STRENGTHS**

**4 CONTRAINDICATIONS**

**5 WARNINGS AND PRECAUTIONS**

5.1 Myelosuppression

5.2 Encephalopathy

5.3 Nephrotoxicity and Urotoxicity

5.4 Cardiotoxicity

5.5 Pulmonary Toxicity

5.6 Secondary Malignancies

5.7 Veno-occlusive Liver Disease

5.8 Embryo-Fetal Toxicity

5.9 Infertility

5.10 Anaphylactic/Anaphylactoid Reactions and Cross-sensitivity

5.11 Impairment of Wound Healing

**6 ADVERSE REACTIONS**

- 6.1 Clinical Trials Experience
- 6.2 Postmarketing Experience

## **7 DRUG INTERACTIONS**

- 7.1 Inducers of CYP3A4
- 7.2 Inhibitors of CYP3A4

## **8 USE IN SPECIFIC POPULATIONS**

- 8.1 Pregnancy
- 8.2 Lactation
- 8.3 Females and Males of Reproductive Potential
- 8.4 Pediatric Use
- 8.5 Geriatric Use
- 8.6 Use in Patients with Renal Impairment
- 8.7 Use in Patients with Hepatic Impairment

## **10 OVERDOSAGE**

## **11 DESCRIPTION**

## **12 CLINICAL PHARMACOLOGY**

- 12.1 Mechanism of Action
- 12.3 Pharmacokinetics

## **13 NONCLINICAL TOXICOLOGY**

- 13.1 Carcinogenesis, Mutagenesis, Impairment of Fertility

## **14 CLINICAL STUDIES**

## **15 REFERENCES**

## **16 HOW SUPPLIED/STORAGE AND HANDLING**

## **17 PATIENT COUNSELING INFORMATION**

\* Sections or subsections omitted from the full prescribing information are not listed.

---

## **FULL PRESCRIBING INFORMATION**

### **WARNING: MYELOSUPPRESSION, ENCEPHALOPATHY, NEPHROTOXICITY and UROTOXICITY**

- Myelosuppression can be severe and lead to fatal infections. Monitor blood counts prior to and at intervals after each treatment cycle [see *Warnings and Precautions* (5.1)].
- Encephalopathy can be severe and may result in death. Monitor for CNS toxicity and discontinue treatment for encephalopathy [see *Warnings and Precautions* (5.2)].
- Nephrotoxicity can be severe and result in renal failure. Hemorrhagic cystitis can be severe and can be reduced by the prophylactic use of mesna [see *Warnings and Precautions* (5.3)].

## **1 INDICATIONS AND USAGE**

IFEX is indicated for use in adults in combination with certain other approved

antineoplastic agents for third-line chemotherapy of germ cell testicular cancer.

## 2 DOSAGE AND ADMINISTRATION

### 2.1 Important Administration Instructions

Administer IFEX with extensive hydration consisting of at least 2 liters of oral or intravenous fluid per day to reduce the incidence or severity of bladder toxicity.

Administer IFEX with mesna to reduce the incidence or severity of hemorrhagic cystitis [see *Warnings and Precautions (5.3)*].

### 2.2 Recommended Dosage

The recommended dosage of IFEX is 1.2 grams per m<sup>2</sup> per day administered as a slow intravenous infusion (lasting at least 30 minutes) for 5 consecutive days. Treatment is repeated every 3 weeks or after recovery from hematologic toxicity.

Individualize the dose and dosing schedule of IFEX based on patient risk factors and adverse reactions.

### 2.3 Preparation and Administration

IFEX is a hazardous drug. Follow applicable special handling and disposal procedures. <sup>1</sup>

Skin reactions associated with accidental exposure to IFEX may occur. To minimize the risk of dermal exposure, always wear impervious gloves when handling vials and solutions containing IFEX. If IFEX solution contacts the skin or mucosa, immediately wash the skin thoroughly with soap and water or rinse the mucosa with copious amounts of water.

Prepare IFEX for intravenous use by adding *Sterile Water for Injection, USP* or *Bacteriostatic Water for Injection, USP* (benzyl alcohol or parabens preserved) to the vial and shaking to dissolve. Before administration, the substance must be completely dissolved. Use the quantity of diluents shown in Table 1 below to reconstitute the product:

**Table 1: IFEX Quantities for Dilution and Final Concentrations**

<b>Dosage Strength</b>	<b>Quantity of Diluent</b>	<b>Final Concentration</b>
1 gram	20 mL	50 mg per mL
3 grams	60 mL	50 mg per mL

Solutions of ifosfamide may be diluted further to achieve concentrations of 0.6 to 20 mg/mL in the following fluids:

- 5% Dextrose Injection, USP
- 0.9% Sodium Chloride Injection, USP
- Lactated Ringer's Injections, USP
- Sterile Water for Injection, USP

Because essentially identical stability results were obtained for Sterile Water admixtures

as for the other admixtures (5% Dextrose Injection, 0.9% Sodium Chloride Injection, and Lactated Ringer's Injection), the use of large volume parenteral glass bottles, VIAFLEX bags or PAB bags that contain intermediate concentrations or mixtures of excipients (e.g., 2.5% Dextrose Injection, 0.45% Sodium Chloride Injection, or 5% Dextrose and 0.9% Sodium Chloride Injection) is also acceptable.

Refrigerate constituted or constituted and further diluted solutions of IFEX and use within 24 hours. Benzyl-alcohol-containing solutions can reduce the stability of ifosfamide.

Parenteral drug products should be inspected visually for particulate matter and discoloration prior to administration, whenever solution and container permit.

### **3 DOSAGE FORMS AND STRENGTHS**

For injection: white, crystalline powder available in:

- 1 gram single-dose vial for reconstitution
- 3 gram single-dose vial for reconstitution

### **4 CONTRAINDICATIONS**

IFEX is contraindicated in patients with:

- Known hypersensitivity to administration of ifosfamide.
- Urinary outflow obstruction.

### **5 WARNINGS AND PRECAUTIONS**

#### **5.1 Myelosuppression**

IFEX can cause myelosuppression that results in severe or fatal infections including sepsis or septic shock. Ifosfamide-induced myelosuppression includes leukopenia, neutropenia, thrombocytopenia (with bleeding events), and anemia. The nadir of the leukocyte count usually occurs during the second week after administration of IFEX. The risk of myelosuppression is dose-dependent and increased in patients with reduced renal function, bone marrow metastases, prior radiation, and concomitant or prior therapy with other cytotoxic agents.

Monitor complete blood counts, including leukocytes, neutrophils, platelets, and hemoglobin prior to each administration of IFEX, at appropriate intervals during treatment, and as clinically indicated.

Myelosuppression may require dosage delays. Avoid administration of IFEX to patients with a WBC count below 2000/ $\mu$ L, a platelet count below 50,000/ $\mu$ L, or when signs or symptoms of active infection or severe immunosuppression are present.

#### **5.2 Encephalopathy**

IFEX can cause encephalopathy which may be fatal. Signs and symptoms may include confusion, somnolence, coma, hallucination, blurred vision, psychotic behavior,

extrapyramidal symptoms, urinary incontinence, and seizures.

Risk factors include high ifosfamide dosage, hypoalbuminemia, impaired renal function, poor performance status, bulky abdominal-pelvic disease, nephrotoxic treatments including cisplatin, CNS active drugs, or alcohol use.

Signs and symptoms may occur or recur within hours to days after administration of IFEX. Continue supportive care until complete resolution of CNS signs and symptoms.

Monitor for signs and symptoms of encephalopathy during and after IFEX treatment. Dose interruption or permanent discontinuation may be required based on individual safety and tolerability. Consider methylene blue for treatment of encephalopathy.

### **5.3 Nephrotoxicity and Urotoxicity**

IFEX can cause severe or fatal nephrotoxicity and urotoxicity including glomerular or tubular dysfunction, tubular necrosis, renal parenchymal necrosis, acute renal failure, chronic renal failure, and hemorrhagic cystitis (requiring blood transfusion).

Tubular damage may occur up to years after cessation of IFEX treatment. The risk of nephrotoxicity is increased in patients with renal impairment or reduced nephron reserve. Hemorrhagic cystitis is dose-dependent and the risk is increased with past or concomitant radiation of the bladder or busulfan treatment.

Evaluate glomerular and tubular kidney function before treatment with IFEX, during IFEX treatment, and as clinically indicated. Monitor serum and urine chemistries (including phosphorus and potassium) and urinary sediment for the presence of erythrocytes or other signs of nephrotoxicity. Signs and symptoms may include a decrease in glomerular filtration rate, increased serum creatinine, proteinuria, enzymuria, cylindruria, aminoaciduria, phosphaturia, glycosuria, osteomalacia, tubular acidosis, Fanconi syndrome, and syndrome of inappropriate antidiuretic hormone secretion (SIADH).

Before starting treatment, exclude or correct any urinary tract obstructions [*see Contraindications (4)*]. During or immediately after administration, provide oral or intravenous fluid to force diuresis to reduce the risk of urinary tract toxicity. Administer mesna with IFEX to reduce the incidence and severity of urotoxicity [*see Dosage and Administration (2.1)*].

Obtain a urinalysis prior to each dose of IFEX. Avoid administration of IFEX in patients with active urinary tract infections. If microscopic hematuria (greater than 10 RBCs per high power field) is present, then withhold administration of IFEX until complete resolution. Further administration of IFEX should be given with vigorous oral or parenteral hydration. Dosage interruption or permanent discontinuation may be required based on individual safety and tolerability.

### **5.4 Cardiotoxicity**

IFEX can cause severe or fatal cardiotoxicity including any of the following:

- Supraventricular or ventricular arrhythmias, including atrial/supraventricular tachycardia, atrial fibrillation, pulseless ventricular tachycardia
- Decreased QRS voltage and ST-segment or T-wave changes
- Toxic cardiomyopathy leading to heart failure with congestion and hypotension
- Pericardial effusion, fibrinous pericarditis, and epicardial fibrosis

Cardiotoxic effects are dose-dependent and the risk is increased in patients with cardiac disease, prior or concomitant treatment with other cardiotoxic agents, radiation of the cardiac region, and renal impairment.

### **5.5 Pulmonary Toxicity**

IFEX can cause severe or fatal pulmonary toxicities including interstitial pneumonitis, pulmonary fibrosis, and respiratory failure. Monitor for signs and symptoms of pulmonary toxicity and treat as clinically indicated.

### **5.6 Secondary Malignancies**

The incidence of secondary malignancies is increased in patients treated with IFEX-containing regimens. Cases of myelodysplastic syndrome, acute leukemias, lymphomas, thyroid cancers, and sarcomas have occurred and may develop several years after chemotherapy has been discontinued.

### **5.7 Veno-occlusive Liver Disease**

Veno-occlusive liver disease has been reported with chemotherapy that included ifosfamide.

### **5.8 Embryo-Fetal Toxicity**

Based on mechanism of action and human and animal data, IFEX can cause fetal harm when administered to a pregnant woman [see *Use in Specific Populations (8.1)*, *Clinical Pharmacology (12.1)* and *Nonclinical Toxicology (13.1)*]. Fetal growth retardation and neonatal anemia have been reported following exposure to ifosfamide-containing chemotherapy regimens during pregnancy. Ifosfamide is genotoxic and mutagenic in male and female germ cells. Embryotoxic and teratogenic effects have been observed in mice, rats and rabbits at doses 0.05 to 0.075 times the human dose.

Advise pregnant women and females of reproductive potential of the potential risk to the fetus [see *Use in Specific Populations (8.1)*]. Verify the pregnancy status of females of reproductive potential prior to initiation of IFEX. Advise females of reproductive potential to use effective contraception during treatment with IFEX and for up to 12 months after completion of therapy.

Advise male patients with female partners of reproductive potential to use effective contraception during treatment with IFEX and for 6 months after completion of therapy [see *Use in Specific Populations (8.1, 8.3)*].

### **5.9 Infertility**

Male and female reproductive function and fertility may be impaired in patients treated with IFEX. Ifosfamide interferes with oogenesis and spermatogenesis. Amenorrhea, azoospermia; and sterility in both sexes have been reported. Development of sterility appears to depend on the dose of ifosfamide, duration of therapy, and state of gonadal function at the time of treatment. Sterility may be irreversible in some patients. Advise patients on the potential risks for infertility [see *Use in Specific Populations 8.3 and 8.4*].

### **5.10 Anaphylactic/Anaphylactoid Reactions and Cross-sensitivity**

Anaphylactic/anaphylactoid reactions have been reported in association with ifosfamide.

Cross-sensitivity between oxazaphosphorine cytotoxic agents has been reported.

### 5.11 Impairment of Wound Healing

Ifosfamide may interfere with normal wound healing.

## 6 ADVERSE REACTIONS

### 6.1 Clinical Trials Experience

Because clinical trials are conducted from widely varying conditions, adverse reaction rates observed in the clinical trials of a drug cannot be directly compared to rates in the clinical trials of another drug and may not reflect the rates observed in clinical practice.

The adverse reactions in Table 2 below are based on 30 publications describing clinical experience with fractionated administration of ifosfamide as a single agent with a total dose of 4 to 12 g/m<sup>2</sup> per course.

**Table 2: Adverse Reactions in Patients Treated with Single Agent IFEX**

<b>Adverse Reaction</b>	<b>Single Agent IFEX % (number of patients)</b>
<b>Skin and Subcutaneous Tissue Disorders</b>	
Alopecia	90% (540/603)
Dermatitis	0.08% (1/1317)
Papular rash	0.08% (1/1317)
<b>Gastrointestinal Disorders</b>	
Nausea/Vomiting	47% (443/964)
Diarrhea	0.7% (9/1317)
Stomatitis	0.3% (4/1317)
<b>Renal and Urinary Disorders</b>	
Hemorrhagic cystitis*	
Hematuria	
- without mesna	44% (282/640)
- with mesna	21% (33/155)
Macrohematuria	



- without mesna	11% (66/594)
- with mesna	5% (5/97)
Renal dysfunction <sup>†</sup>	--
Renal structural damage <sup>‡</sup>	--
<b>Blood and Lymphatic System Disorders</b>	
Leukopenia <sup>§</sup> (any)	--
Leukopenia <1 x 10 <sup>3</sup> /μL	44% (267/614)
Anemia <sup>¶</sup>	38% (202/533)
Thrombocytopenia <sup>#</sup> (any)	--
Thrombocytopenia, 50 x 10 <sup>3</sup> /μL	4.8% (35/729)
<b>Nervous System Disorders</b>	
Central nervous system toxicity <sup>Ⓟ</sup>	15% (154/1001)
Peripheral neuropathy	0.4% (5/1317)
<b>Infections and Infestations</b>	
Infection	10% (112/1128)
<b>General Disorders and Administration Site Conditions</b>	
Phlebitis <sup>à</sup>	2.8% (37/1317)
Neutropenic fever <sup>è</sup>	1% (13/1317)
Fatigue	0.3% (4/1317)
Malaise	Unable to calculate
<b>Hepatobiliary Disorders</b>	
Hepatotoxicity <sup>ð</sup>	1.8% (22/1190)
<b>Metabolism and Nutrition Disorders</b>	
Anorexia	1.1% (15/1317)
<b>Cardiac Disorders</b>	
Cardiotoxicity <sup>ø</sup>	0.5% (7/1317)
<b>Vascular Disorders</b>	
Hypotension <sup>ý</sup>	0.3% (4/1317)

\* Includes dysuria and pollakiuria

† Includes acute renal failure, irreversible renal failure

- (fatal outcomes) serum creatinine increased, BUN increased, creatinine clearance decreased, metabolic acidosis, anuria, oliguria, glycosuria, hyponatremia, uremia, creatinine clearance increased
- ‡ Includes acute tubular necrosis, renal parenchymal damage, enzymuria, cylindruria, proteinuria
  - § Includes neutropenia, granulocytopenia, lymphopenia, and pancytopenia
  - ¶ Includes anemia and decrease in hemoglobin/hematocrit
  - # Includes severe or fatal bleeding
  - Ⓟ Includes coma and death
  - β Includes abnormal behavior, affect lability aggression, agitation, anxiety, aphasia, asthenia, ataxia, cerebellar syndrome, cerebral function deficiency, cognitive disorder, coma, confusional state, convulsions, cranial nerve dysfunction, depressed state of consciousness, depression, disorientation, dizziness, electroencephalogram abnormal, encephalopathy, flat affect, hallucinations, headache, ideation, lethargy, memory impairment, mood change, motor dysfunction, muscle spasms, myoclonus, progressive loss of brainstem reflexes, psychotic reaction, restlessness, somnolence, tremor, urinary incontinence
  - à Includes phlebitis and irritation of the venous walls
  - è Includes granulocytopenic fever
  - ð Includes increased serum alanine aminotransferase (ALT), serum aspartate aminotransferase (AST), alkaline phosphatase, gamma-glutamyltransferase (GGT) and lactate dehydrogenase (LDH)
  - ∅ Includes severe or fatal congestive heart failure, tachycardia, pulmonary edema
  - ý Includes shock and death

## 6.2 Postmarketing Experience

The following adverse reactions have been identified during post-approval use of IFEX. Because these reactions are reported voluntarily from a population of uncertain size, it is not always possible to reliably estimate their frequency or establish a causal relationship to drug exposure.

Blood and Lymphatic Disorders: agranulocytosis, febrile bone marrow aplasia, bone marrow failure, disseminated intravascular coagulation, hemolytic anemia, hemolytic febrile uremic syndrome, methemoglobinemia, neonatal anemia

Cardiac Disorders: cardiac arrest\*, cardiac failure\*, arrhythmia\*, cardiomyopathy\*, cardiotoxicity, cardiac shock, ejection fraction decreased\*, myocardial infarction\*, myocarditis\*, ventricular fibrillation\*, ventricular tachycardia\*, angina pectoris, atrial fibrillation, atrial flutter, bradycardia, bundle branch block left, bundle branch block right, congestive cardiomyopathy, electrocardiogram ST – segment abnormal, electrocardiogram QRD complex abnormal, electrocardiogram T-wave inversion, myocardial depression, myocardial hemorrhage, left ventricular failure, premature atrial contractions, palpitations, pericardial effusion, pericarditis, supraventricular extrasystoles, ventricular extrasystoles

Congenital Disorders: fetal growth retardation

Ear Disorders: deafness, hypoacusis, tinnitus, vertigo

Endocrine Disorder: SIADH

Eye Disorders: conjunctivitis, eye irritation, vision blurred, visual impairment

Gastrointestinal Disorders: abdominal pain, cecitis, colitis, constipation, enterocolitis, ileus, gastrointestinal hemorrhage, mucosal ulceration, pancreatitis, salivary hypersecretion

General Disorders and Administrative Site Conditions: multi-organ failure\*, chest pain, chills, injection/infusion site reactions (including erythema, inflammation, pain, pruritus, swelling, tenderness), edema, general physical deterioration, mucosal inflammation, pain, pyrexia

Hepatobiliary Disorders: hepatic failure\*, hepatitis fulminant\* cholestasis, cytolytic hepatitis, portal vein thrombosis, veno-occlusive liver disease

Immune System Disorders: anaphylactic reaction, angioedema, hypersensitivity reaction, immunosuppression, urticaria

Infections:

The following manifestations have been associated with myelosuppression and immunosuppression caused by ifosfamide: increased risk for and severity of infection†, pneumonia†, sepsis and septic shock (including fatal outcomes), as well as reactivation of latent infections, including viral hepatitis†, *Pneumocystis jirovecii*†, herpes zoster, *Strongyloides*, progressive multifocal leukoencephalopathy†, and other viral and fungal infections

† Severe immunosuppression has led to serious, sometimes fatal, infections

Metabolic and Nutrition Disorders: hypocalcemia, hypokalemia, hypophosphatemia, hyperglycemia, metabolic acidosis, polydipsia, tumor lysis syndrome

Musculoskeletal and Connective Tissue Disorders: arthralgia, growth retardation, myalgia, muscle twitching, osteomalacia, pain in extremity, rhabdomyolysis, rickets

Neoplasms: secondary malignancies\*, acute lymphocytic leukemia, acute myeloid leukemia, acute promyelocytic leukemia, myelodysplastic syndrome, Non-Hodgkin's lymphoma, renal cell carcinoma, sarcomas, thyroid cancer

Nervous System Disorders: seizure\*, asterixis, dysarthria, dysesthesia, extrapyramidal disorder, fecal incontinence, gait disturbance hypoesthesia, leukoencephalopathy, movement disorder, neuralgia, paresthesia, polyneuropathy, reversible posterior leukoencephalopathy syndrome. Ifosfamide has been reintroduced after neurotoxicity. While some patients did not experience neurotoxicity, others had recurrent, including fatal, events.

Psychiatric Disorders: amnesia, bradyphrenia, catatonia, delirium, delusion, echolalia, logorrhea, mania mental status change, mutism, paranoia, panic attack, perseveration

Renal and Urinary Disorders: aminoaciduria, diabetes insipidus, enuresis, Fanconi syndrome, feeling of residual urine, nephrogenic phosphaturia, polyuria, tubulointerstitial nephritis

Reproductive System and Breast Disorders: amenorrhea, azoospermia, decreased blood estrogen, impairment of spermatogenesis, increased blood gonadotrophin, infertility,

oligospermia, ovarian disorder, ovarian failure, ovulation disorder, premature menopause

Respiratory, Thoracic, and Mediastinal Disorders: acute respiratory distress syndrome\*, pulmonary fibrosis\*, pneumonitis\*/interstitial lung disease\*, pulmonary edema\*, pulmonary hypertension\*, respiratory failure\*, alveolitis allergic, bronchospasm, cough, dyspnea, hypoxia, pleural effusion

Skin and Subcutaneous Disorders: erythema, facial swelling, hyperhidrosis, macular rash, nail disorder, palmar-plantar erythrodysesthesia syndrome, petechiae, pruritus, radiation recall dermatitis, rash, skin hyperpigmentation, skin necrosis, Stevens-Johnson syndrome, toxic epidermal necrolysis

Vascular Disorders: capillary leak syndrome, deep vein thrombosis, flushing, hypertension, pulmonary embolism, vasculitis

\* *Includes fatal outcomes*

## **7 DRUG INTERACTIONS**

### **7.1 Inducers of CYP3A4**

CYP3A4 inducers may increase the metabolism of ifosfamide to its active alkylating metabolites. CYP3A4 inducers may increase the formation of the neurotoxic/nephrotoxic ifosfamide metabolite, chloroacetaldehyde. Closely monitor patients taking ifosfamide with CYP3A4 inducers for toxicities and consider dose adjustment.

### **7.2 Inhibitors of CYP3A4**

CYP3A4 inhibitors may decrease the metabolism of ifosfamide to its active alkylating metabolites, perhaps decreasing the effectiveness of ifosfamide treatment.

## **8 USE IN SPECIFIC POPULATIONS**

### **8.1 Pregnancy**

#### Risk Summary

Based on mechanism of action [*see Clinical Pharmacology (12.1)*], and human and animal data (*see Data*), IFEX can cause fetal harm when administered to a pregnant woman. Fetal growth retardation and neonatal anemia have been reported following exposure to ifosfamide-containing chemotherapy regimens during pregnancy.

In the U.S. general population, the estimated background risk of major birth defects and miscarriage in clinically recognized pregnancies is 2 to 4% and 15 to 20%, respectively.

#### Data

##### *Animal Data*

Animal studies indicate that ifosfamide is capable of causing gene mutations and chromosomal damage *in vivo*. In pregnant mice, resorptions increased and anomalies were present at day 19 after a 30 mg/m<sup>2</sup> dose of ifosfamide was administered on day 11 of gestation. Embryo-lethal effects were observed in rats following the administration

of 54 mg/m<sup>2</sup> doses of ifosfamide from the 6th through the 15th day of gestation and embryotoxic effects were apparent after dams received 18 mg/m<sup>2</sup> doses over the same dosing period. Ifosfamide is embryotoxic to rabbits receiving 88 mg/m<sup>2</sup>/day doses from the 6th through the 18th day after mating. The number of anomalies was also significantly increased over the control group.

## **8.2 Lactation**

### Risk Summary

Ifosfamide is excreted in breast milk. Because of the potential for serious adverse events, and the tumorigenicity shown for ifosfamide in animal studies, advise women not to breastfeed during treatment with IFEX and for one week after the last dose.

## **8.3 Females and Males of Reproductive Potential**

IFEX can cause fetal harm when administered to a pregnant woman [*see Use in Specific Populations (8.1)*].

### Pregnancy Testing

Verify pregnancy status in females of reproductive potential prior to initiating IFEX [*see Use in Specific Populations (8.1)*].

### Contraception

#### *Females*

Advise female patients of reproductive potential to use effective contraception during treatment with IFEX and for 12 months after the last dose.

#### *Males*

Advise males with female sexual partners of reproductive potential to use effective contraception during treatment with IFEX and for 6 months after the last dose [*see Nonclinical Toxicology (13.1)*].

### Infertility

#### *Females*

Amenorrhea has been reported in patients treated with ifosfamide. The risk of permanent chemotherapy induced amenorrhea increases with age.

#### *Males*

Men treated with ifosfamide may develop oligospermia or azoospermia. Azoospermia may be reversible in some patients, though the reversibility may not occur for several years after cessation of therapy. Sexual function and libido are generally unimpaired in these patients. Some degree of testicular atrophy may occur. Patients treated with ifosfamide have subsequently fathered children.

#### *Females and Males*

Based on animal studies, IFEX may impair fertility in females and males of reproductive potential. The reversibility of these effects is unknown [*see Nonclinical Toxicology (13.1)*].

## **8.4 Pediatric Use**

Safety and effectiveness have not been established in pediatric patients.

Renal rickets and growth retardation in pediatric patients treated with ifosfamide have been reported.

IFEX may cause temporary or permanent infertility in prepubertal girls or in females of child-bearing potential and may have an increased risk of developing premature menopause.

IFEX may cause abnormal secondary sexual characteristic development in prepubertal males. Sterility, azoospermia, and testicular atrophy have been reported in male patients. Azoospermia may be reversible in some patients, but may not occur for several years after cessation of IFEX therapy.

## **8.5 Geriatric Use**

Clinical studies of IFEX did not include sufficient numbers of patients aged 65 and over to determine whether they respond differently from younger subjects.

A study of patients 40 to 71 years of age indicated that elimination half-life appears to increase with advancing age [*see Pharmacokinetics (12.3)*]. This apparent increase in half-life appeared to be related to increases in volume of distribution of ifosfamide with age. No significant changes in total plasma clearance or renal or non-renal clearance with age were reported.

Ifosfamide and its metabolites are known to be substantially excreted by the kidney, and the risk of toxic reactions to this drug may be greater in patients with impaired renal function. Because elderly patients are more likely to have decreased renal function, closely monitor for adverse reactions and monitor renal function as clinically indicated.

## **8.6 Use in Patients with Renal Impairment**

Ifosfamide and its metabolites are known to be excreted by the kidneys and may accumulate in plasma with decreased renal function. Closely monitor patients with renal impairment for adverse reactions and consider dosage modifications. Ifosfamide and its metabolites are dialyzable.

## **8.7 Use in Patients with Hepatic Impairment**

Ifosfamide is extensively metabolized in the liver and forms both efficacious and toxic metabolites. Closely monitor patients with impaired hepatic function for adverse reactions during treatment with IFEX.

## **10 OVERDOSAGE**

No specific antidote for IFEX is known.

Patients who receive an overdose should be closely monitored for the development of toxicities. Serious consequences of overdose include manifestations of dose-dependent toxicities such as CNS toxicity, nephrotoxicity, myelosuppression, and mucositis [*see Warnings and Precautions (5)*].

Management of overdose would include general supportive measures to sustain the

patient through any period of toxicity that might occur, including appropriate state-of-the-art treatment for any concurrent infection, myelosuppression, or other toxicity. Ifosfamide as well as ifosfamide metabolites are dialyzable.

Cystitis prophylaxis with mesna may be helpful in preventing or limiting urotoxic effects with overdose.

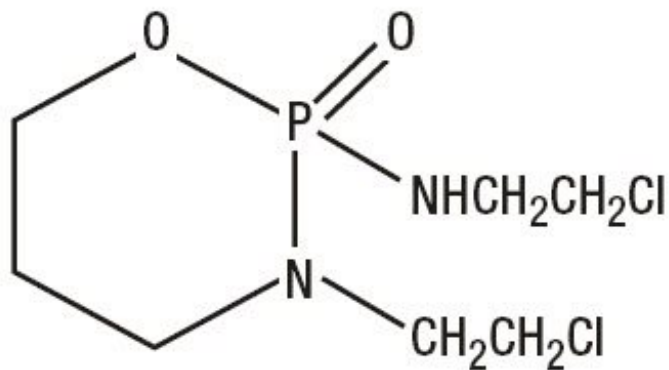
## 11 DESCRIPTION

IFEX (ifosfamide for injection, USP) single-dose vials for constitution and administration by intravenous infusion each contain 1 gram or 3 grams of sterile ifosfamide.

Ifosfamide is a alkylating drug chemically related to the nitrogen mustards and a synthetic analog of cyclophosphamide. Ifosfamide is 3-(2-chloroethyl)-2-[(2-chloroethyl)amino]tetrahydro-2H-1,3,2-oxazaphosphorine 2-oxide. The molecular formula is  $C_7H_{15}Cl_2N_2O_2P$  and its molecular weight is 261.1.

Ifosfamide is a white crystalline powder soluble in water. There are no excipients in the formulation. Each vial contains 1 gram or 3 grams of sterile ifosfamide alone.

Its structural formula is:



## 12 CLINICAL PHARMACOLOGY

### 12.1 Mechanism of Action

Ifosfamide is a prodrug that requires metabolic activation by hepatic cytochrome P450 isoenzymes to exert its cytotoxic activity. Activation occurs by hydroxylation at the ring carbon atom forming the unstable intermediate 4-hydroxyifosfamide and its ring-opened aldo tautomer, which decomposes to yield the cytotoxic and urotoxic compound acrolein and an alkylating isophosphoramidate mustard.

The exact mechanism of action of ifosfamide has not been determined, but its cytotoxic action is primarily through DNA crosslinks caused by alkylation by the isophosphoramidate mustard at guanine N-7 positions. The formation of inter- and intra-strand cross-links in the DNA results in cell death.

### 12.3 Pharmacokinetics

Ifosfamide exhibits dose-dependent pharmacokinetics in humans. At single doses of 3.8 to 5.0 g/m<sup>2</sup>, the plasma concentrations decay biphasically and the mean terminal elimination half-life is about 15 hours. At doses of 1.6 to 2.4 g/m<sup>2</sup>/day, the plasma decay is monoexponential and the terminal elimination half-life is about 7 hours.

Ifosfamide exhibits time-dependent pharmacokinetics in humans. Following intravenous administration of 1.5 g/m<sup>2</sup> over 0.5 hour once daily for 5 days to 15 patients with neoplastic disease, a decrease in the median elimination half-life from 7.2 hour on Day 1 to 4.6 hours on Day 5 occurred with a concomitant increase in the median clearance from 66 mL/min on Day 1 to 115 mL/min on Day 5. There was no significant change in the volume of distribution on Day 5 compared with Day 1.

### Distribution

Ifosfamide volume of distribution (Vd) approximates the total body water volume, suggesting that distribution takes place with minimal tissue binding. Following intravenous administration of 1.5 g/m<sup>2</sup> over 0.5 hour once daily for 5 days to 15 patients with neoplastic disease, the median Vd of ifosfamide was 0.64 L/kg on Day 1 and 0.72 L/kg on Day 5. Ifosfamide shows little plasma protein binding. Ifosfamide and its active metabolites are extensively bound by red blood cells. Ifosfamide is not a substrate for P-glycoprotein.

### Metabolism

Ifosfamide is extensively metabolized in humans through two metabolic pathways: ring oxidation ("activation") to form the active metabolite, 4-hydroxy-ifosfamide and side-chain oxidation to form the inactive metabolites, 3-dechloro-ethylifosfamide or 2-dechloroethylifosfamide with liberation of the toxic metabolite, chloroacetaldehyde. Small quantities (nmol/mL) of ifosfamide mustard and 4-hydroxyifosfamide are detectable in human plasma. Metabolism of ifosfamide is required for the generation of the biologically active species and while metabolism is extensive, it is also quite variable among patients.

### Excretion

After administration of doses of 5 g/m<sup>2</sup> of <sup>14</sup>C-labeled ifosfamide, from 70% to 86% of the dosed radioactivity was recovered in urine as metabolites, with about 61% of the dose excreted as parent compound. At doses of 1.6 to 2.4 g/m<sup>2</sup> only 12% to 18% of the dose was excreted in the urine as unchanged drug within 72 hours. Two different dechloroethylated derivatives of ifosfamide, 4-carboxyifosfamide, thiodiacetic acid and cysteine conjugates of chloroacetic acid have been identified as the major urinary metabolites of ifosfamide in humans and only small amounts of 4-hydroxyifosfamide and acrolein are present.

### Specific Populations

#### *Pediatric Patients*

Population PK analysis was performed on plasma data from 32 pediatric patients various malignant diseases aged between 1 and 18 years. Patients received a total of 45 courses of ifosfamide at doses of 1.2, 2.0 and 3.0 g/m<sup>2</sup> given intravenously over 1 or 3 hours on 1, 2, or 3 days. The mean±standard error population estimates for the initial clearance and volume of distribution of ifosfamide were 2.4±0.33 L/h/m<sup>2</sup> and 21±1.6 L/m<sup>2</sup> with an interindividual variability of 43% and 32%, respectively.

#### *Effect of Age*



A study of 20 patients between 40 to 71 years of age receiving 1.5 g/m<sup>2</sup> of ifosfamide daily for 3 or 5 days indicated that elimination half-life appears to increase with age. The elimination half-life increase appeared to be related to the increase in ifosfamide volume of distribution with age. No significant changes in total plasma clearance or renal clearance with age were reported.

## **13 NONCLINICAL TOXICOLOGY**

### **13.1 Carcinogenesis, Mutagenesis, Impairment of Fertility**

Ifosfamide has been shown to be carcinogenic in rats when administered by intraperitoneal injection at 6 mg/kg (37 mg/m<sup>2</sup>, or about 3% of the daily human dose on a mg/m<sup>2</sup> basis) 3 times a week for 52 weeks. Female rats had a significantly higher incidence of uterine leiomyosarcomas and mammary fibroadenomas than vehicle controls.

The mutagenic potential of ifosfamide has been documented in bacterial systems *in vitro* and mammalian cells *in vivo*. *In vivo*, ifosfamide has induced mutagenic effects in mice and *Drosophila melanogaster* germ cells, and has induced a significant increase in dominant lethal mutations in male mice as well as recessive sex-linked lethal mutations in *Drosophila*.

Ifosfamide was administered to male and female beagle dogs at doses of 1.00 or 4.64 mg/kg/day (20 or 93 mg/m<sup>2</sup>) orally 6 days a week for 26 weeks. Male dogs at 4.64 mg/kg (about 7.7% of the daily clinical dose on a mg/m<sup>2</sup> basis) had testicular atrophy with degeneration of the seminiferous tubular epithelium. In a second study, male and female rats were given 0, 25, 50, or 100 mg/kg (0, 150, 300, or 600 mg/m<sup>2</sup>) ifosfamide intraperitoneally once every 3 weeks for 6 months. Decreased spermatogenesis was observed in most male rats given 100 mg/kg (about half the daily clinical dose on a mg/m<sup>2</sup> basis).

## **14 CLINICAL STUDIES**

Patients with refractory testicular cancer (n=59) received a combination of ifosfamide, cisplatin, and either etoposide (VePesid) or vinblastine (VIP) as third-line therapy or later. The selection of etoposide or vinblastine ("V" in the VIP regimen) was guided by the therapeutic effect achieved with prior regimens. The contribution of ifosfamide to the VIP combination was determined in patients treated with cisplatin-etoposide prior to ifosfamide- cisplatin-etoposide or those who received cisplatin-vinblastine prior to ifosfamide-cisplatin-vinblastine.

A total of 59 patients received a third-line salvage regimen which consisted of ifosfamide 1.2 g/m<sup>2</sup>/day intravenously on days 1 to 5, cisplatin 20 mg/m<sup>2</sup>/day intravenously on days 1 to 5, and either etoposide 75 mg/m<sup>2</sup>/day intravenously on days 1 to 5 or vinblastine 0.22 mg/kg intravenously on day 1. Efficacy results with the VIP regimen were compared to data pooled from six single agent phase II trials conducted between August 1980 and October 1985 including a total of 90 patients of whom 65 were eligible as controls of this study. Twenty-three patients in the VIP regimen became free of disease with VIP alone or VIP plus surgery, whereas a single patient in the historical control group achieved complete response. The median survival time exceeded two years in the VIP group versus less than one year in the control group. Performance

status  $\geq 80$ , embryonal carcinoma and minimal disease were favorable prognostic factors for survival. In all prognostic categories, the difference between VIP and historical controls remained highly significant.

**Table 3: Efficacy Results**

	Number. (%) of Patients		p-value
	VIP	Control	
Total Patients	59 (100)	65 (100)	
Disease-free	23 (39)	1 (2)	< 0.001
Chemotherapy alone	15 (25)	1 (2)	< 0.001
Chemotherapy plus surgery	8 (14)	0	
Overall Response	32 (54)	2 (3)	< 0.001
Time to progression (weeks)			
Median	19	4	< 0.001*
Range	1 - 205+	1 - 29	
Disease-free interval (weeks)			
Median	114	29	
Range	13 - 205+	--	
Survival (weeks)			
Median	53	10	< 0.001*
Range	1 - 205+	1 - 123+	

\* Gehan-Breslow and Mantel-Cox tests

In a study, 50 fully evaluable patients with germ cell testicular cancer were treated with IFEX in combination with cisplatin and either vinblastine or etoposide after failing (47 of 50 patients) at least two prior chemotherapy regimens consisting of cisplatin/vinblastine/bleomycin, (PVB), cisplatin/vinblastine/actinomycin D/bleomycin/cyclophosphamide, (VAB6), or the combination of cisplatin and etoposide. Patients were selected for remaining cisplatin sensitivity because they had previously responded to a cisplatin containing regimen and had not progressed while on the cisplatin containing regimen or within 3 weeks of stopping it. Patients served as their own control based on the premise that long term complete responses could not be achieved by retreatment with a regimen to which they had previously responded and subsequently relapsed.

Ten of 50 fully evaluable patients were still alive 2 to 5 years after treatment. Four of the 10 long term survivors were rendered free of cancer by surgical resection after treatment with the ifosfamide regimen; median survival for the entire group of 50 fully evaluable patients was 53 weeks.

## 15 REFERENCES

1. OSHA Hazardous Drugs. OSHA.  
<http://www.osha.gov/SLTC/hazardousdrugs/index.html>

## 16 HOW SUPPLIED/STORAGE AND HANDLING

IFEX (ifosfamide for injection, USP) is available in single-dose vials as follows:

IFEX (ifosfamide for injection)  
NDC 0338-3991-01 1-gram Single-Dose Vial  
NDC 0338-3993-01 3-gram Single-Dose Vial

Store at controlled room temperature 20°C to 25°C (68°F to 77°F).

Protect from temperatures above 30°C (86°F).

## 17 PATIENT COUNSELING INFORMATION

### Myelosuppression

- Advise patients that treatment with IFEX may cause myelosuppression which can be severe and lead to infections and fatal outcomes.
- Inform patients of the risks associated with the use of IFEX and plan for regular blood monitoring during therapy [see *Boxed Warning, Warnings and Precautions (5.1)*].
- Inform patients to report fever or other symptoms of an infection [see *Boxed Warning, Warnings and Precautions (5.1), Adverse Reactions (6.2)*].
- Advise patients on the risks of bleeding and anemia [see *Warnings and Precautions (5.1, 5.8), Adverse Reactions (6.2), Use in Specific Populations (8.1)*].

### Encephalopathy

- Advise patients on the risk of encephalopathy and other neurotoxic effects with fatal outcome [see *Boxed Warning, Warnings and Precautions (5.2)*].
- Inform patients that IFEX may impair the ability to operate an automobile or other heavy machinery [see *Boxed Warning, Warnings and Precautions (5.2)*].

### Nephrotoxicity and Urotoxicity

- Advise patients on the risk of bladder and kidney toxicity.
- Advise patients of the need to increase fluid intake and frequent voiding to prevent accumulation in the bladder [see *Warnings and Precautions (5.3)*].

### Cardiotoxicity

- Advise patients on the risk of cardiotoxicity and fatal outcome.
- Advise patients to report preexisting cardiac disease and manifestations of cardiotoxicity [see *Warnings and Precautions (5.4), Adverse Reactions (6.2)*].

### Pulmonary Toxicity

- Advise patients on the risk of pulmonary toxicity leading to respiratory failure with fatal outcome.
- Inform patients to report signs and symptoms of pulmonary toxicity [see *Warnings and Precautions (5.5)*].

## Secondary Malignancies

- Advise patients on the risk of secondary malignancies due to therapy [see *Warnings and Precautions (5.6)*].

## Veno-occlusive Liver Disease

- Advise patients on the risk of veno-occlusive liver disease [see *Warnings and Precautions (5.7)*].

## Embryo-Fetal Toxicity

- Advise pregnant women and females of reproductive potential of the potential risk to a fetus. Advise females to inform their healthcare provider of a known or suspected pregnancy [see *Warnings and Precautions (5.8) and Use in Specific Populations (8.1)*].
- Advise females of reproductive potential to use effective contraception during treatment with IFEX and for 12 months after the last dose [see *Use in Specific Populations (8.3)*].
- Advise male patients with female partners of reproductive potential to use effective contraception during treatment with IFEX and for 6 months after the last dose [see *Use in Specific Populations (8.3)*].

## Lactation

- Advise women not to breastfeed during treatment with IFEX and for 1 week after the last dose [see *Use in Specific Populations (8.2)*].

## Infertility

- Advise females and males of reproductive potential that IFEX may cause temporary or permanent infertility [see *Use in Specific Populations (8.3)*].

## Skin and Subcutaneous Tissue Disorders

- Advise patients on the risk of alopecia, wound healing, and other serious skin and subcutaneous tissue disorders [see *Warnings and Precautions (5.11), Adverse Reactions (6.2)*].

## Gastrointestinal Disorders

- Advise patients that the therapy may cause gastrointestinal disorders and alcohol may increase nausea and vomiting [see *Adverse Reactions (6.2)*].
- Advise patients on the risk of stomatitis and the importance of proper oral hygiene [see *Adverse Reactions (6.2)*].

## Eye Disorders

- Advise patients on the risk of eye disorders such as visual impairment, blurred vision, and eye irritation [see *Adverse Reactions (6.2)*].

## Ear and Labyrinth Disorders

- Advise patients on the risk of ear and labyrinth disorders such as deafness, vertigo, and tinnitus [see Adverse Reactions (6.2)].

Manufactured by:

**Baxter Healthcare Corporation**

Deerfield, IL 60015 USA

For Product Inquiry 1-800 ANA DRUG (1-800-262-3784)

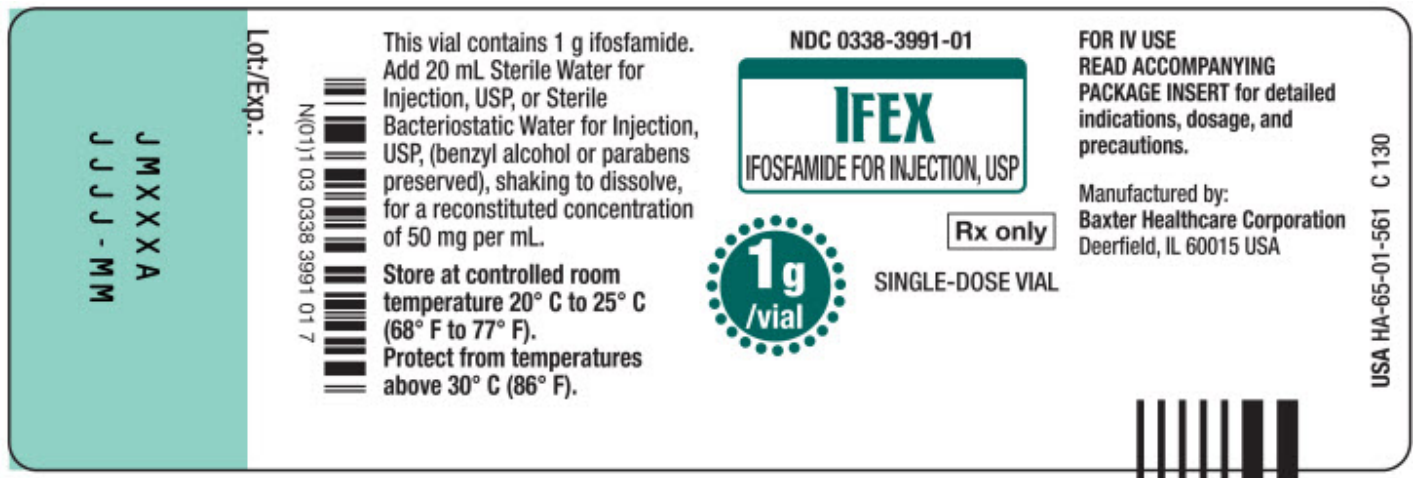
Made in Germany

Baxter, Ifex and Viaflex are trademarks of Baxter International Inc.

PAB is a trademark of B Braun

HA-30-02-445

**PACKAGE LABEL - PRINCIPLE DISPLAY PANEL**



**Vial Label**

**NDC 0338-3991-01**

**IFEX  
IFOSFAMIDE FOR INJECTION, USP**

**1 g/vial**

**Rx only**

**SINGLE-DOSE VIAL**

This vial contains 1g ifosfamide.  
Add 20 mL Sterile Water for Injection, USP, or Sterile Bacteriostatic Water for Injection, USP, (benzyl alcohol or parabens preserved), shaking to dissolve, for a reconstituted concentration

of 50 mg per mL.

**Store at controlled room  
temperature 20° C to 25° C  
(68° F to 77° F)  
Protect from temperatures  
above 30° C (86° F).**

**FOR IV USE  
READ ACCOMPANYING  
PACKAGE INSERT for detailed  
indications, dosage, and  
precautions.**

Manufactured by:  
**Baxter Healthcare Corporation**  
Deerfield, IL 60015 USA

USA HA-65-01-561

C130

Bar Code  
N(01)1 03 0338 3991 01 7

Lot:/Exp.:

JMXXX  
JJJJ - MM



IFEX  
(ifosfamide for injection, USP)

1g  
/vial

XXXXXXXXXX (21)  
XXXXXXXXXX (21)  
XXXXXXXXXX (21)  
XXXXXXXXXX (21)



1 vial      NDC 0338-3991-01

Schwarz  
P 329 C

IFEX  
(ifosfamide for injection, USP)

Single Dose Vial  
FOR IV USE

Rx only

1g  
/vial

**Baxter**  
Manufactured by  
Baxter Healthcare Corporation  
Deerfield, IL 60015 USA

HA-80-02-151  
USA

See bottom panel for lot  
number and expiration date.

**Baxter**

Manufactured by  
Baxter Healthcare Corporation  
Deerfield, IL 60015 USA

C  
835



1 vial

NDC 038-3991-01

**IFEX**

(ifosfamide for injection, USP)

Single Dose Vial  
FOR IV USE

**Rx only**

**1g**  
/vial

**Baxter**

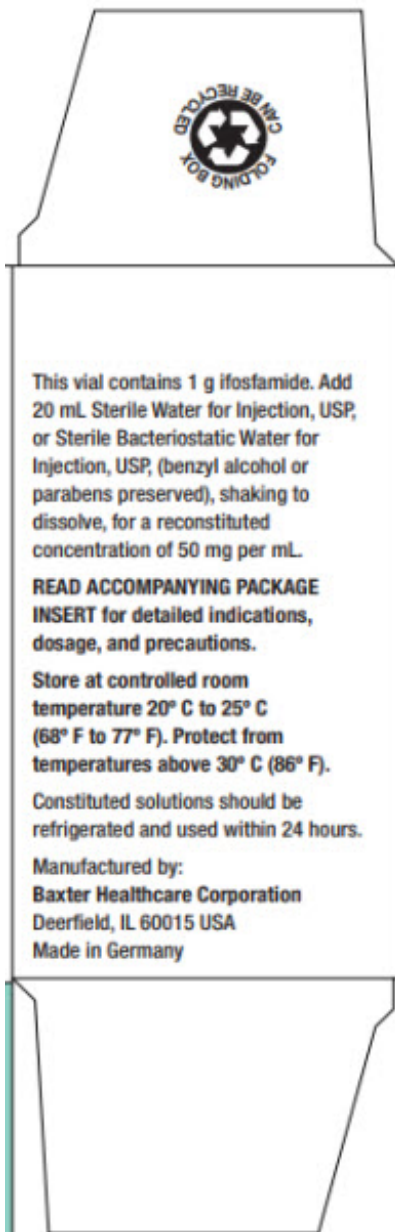
Manufactured by  
Baxter Healthcare Corporation  
Deerfield, IL 60015 USA

Lot/Exp.:

J M X X X A  
J J J J - M M

2617B5078





**Carton Label**

**1 vial**

**NDC 0338-3991-01**

**IFEX**

**(ifosfamide for injection, USP)**

**Single-Dose Vial**

**FOR IV USE**

**Rx only**

**1 g**

***Baxter Logo***

Manufactured by

**Baxter Healthcare Corporation**

Deerfield, IL 60015 USA

See bottom panel for lot number and expiration date.

Bar Code

N3 0338399101 0

This vial contains 1 g ifosfamide. Add 20 mL Sterile Water for Injection, USP, or Sterile Bacteriostatic Water for Injection, USP, (benzyl alcohol or parabens preserved), shaking to dissolve, for a reconstituted concentration of 50 mg per mL.

**READ ACCOMPANYING PACKAGE INSERT for detailed indications, dosage, and precautions.**

**Store at controlled room temperature 20° C to 25° C (68° F to 77° F). Protect from temperatures above 30° C (86° F).**

Constituted solutions should be refrigerated and used within 24 hours.

Manufactured by:

**Baxter Healthcare Corporation**

Deerfield, IL 60015 USA

Made in Germany

Lot/Exp.:  
J M X X X A  
J J J J - M M

N3 03383993 01 1

This vial contains 3 g ifosfamide. Add 60 mL Sterile Water for Injection, USP, or Sterile Bacteriostatic Water for Injection, USP, (benzyl alcohol or parabens preserved), shaking to dissolve, for a reconstituted concentration of 50 mg per mL.

Store at controlled room temperature 20° C to 25° C (68° F to 77° F). Protect from temperatures above 30° C (86° F).

NDC 0338-3993-01

**IFEX**  
IFOSFAMIDE FOR INJECTION, USP

Rx only

**3 g**  
/vial

SINGLE-DOSE VIAL

FOR IV USE  
READ ACCOMPANYING PACKAGE INSERT for detailed indications, dosage, and precautions.

Manufactured by:  
Baxter Healthcare Corporation  
Deerfield, IL 60015 USA

USA HA-65-01-564 C 132

Vial Label

**NDC 0338-3993-01**

**IFEX  
IFOSFAMIDE FOR INJECTION, USP**

**3 g/vial**

**Rx only**

**SINGLE-DOSE VIAL**

This vial contains 3g ifosfamide.  
Add 60 mL Sterile Water for Injection, USP, or Sterile Bacteriostatic Water for Injection, USP, (benzyl alcohol or parabens preserved), shaking to dissolve, for a reconstituted concentration of 50 mg per mL.

**Store at controlled room temperature 20° C to 25° C (68° F to 77° F)**

**Protect from temperatures above 30° C (86° F).**

**FOR IV USE  
READ ACCOMPANYING  
PACKAGE INSERT for detailed  
indications, dosage, and  
precautions.**

Manufactured by:  
**Baxter Healthcare Corporation**  
Deerfield, IL 60015 USA

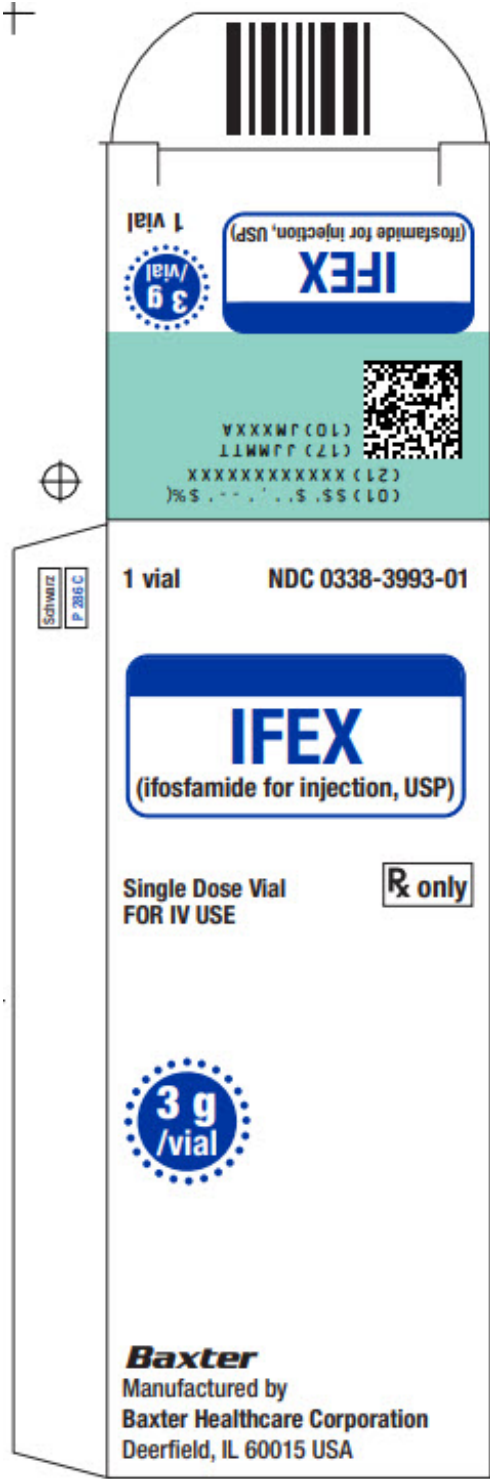
**USA** HA-65-01-564  
C 132

Bar Code  
N(01)1 03 0338 3993 01 1

Lot:/Exp.:

**JMXXX**

**JJJJ - MM**



1 vial

3 g / vial

(ifosfamide for injection, USP)

**IFEX**



(10) J.M.M.T.T.  
(17) J.M.M.T.T.  
(21) J.M.M.T.T.  
(21) J.M.M.T.T.  
(10) J.M.M.T.T.

Schwarz  
P 286 C

1 vial

NDC 0338-3993-01

**IFEX**  
(ifosfamide for injection, USP)

Single Dose Vial  
FOR IV USE

**Rx only**

3 g / vial

**Baxter**  
Manufactured by  
Baxter Healthcare Corporation  
Deerfield, IL 60015 USA

HA-80-02-154  
USA

See bottom panel for lot  
number and expiration date.

**Baxter**  
Manufactured by  
Baxter Healthcare Corporation  
Deerfield, IL 60015 USA

C  
837

1 vial

NDC 0338-3993-01

**IFEX**

(ifosfamide for injection, USP)

Single Dose Vial  
FOR IV USE

**Rx only**

**3 g**  
/vial

**Baxter**

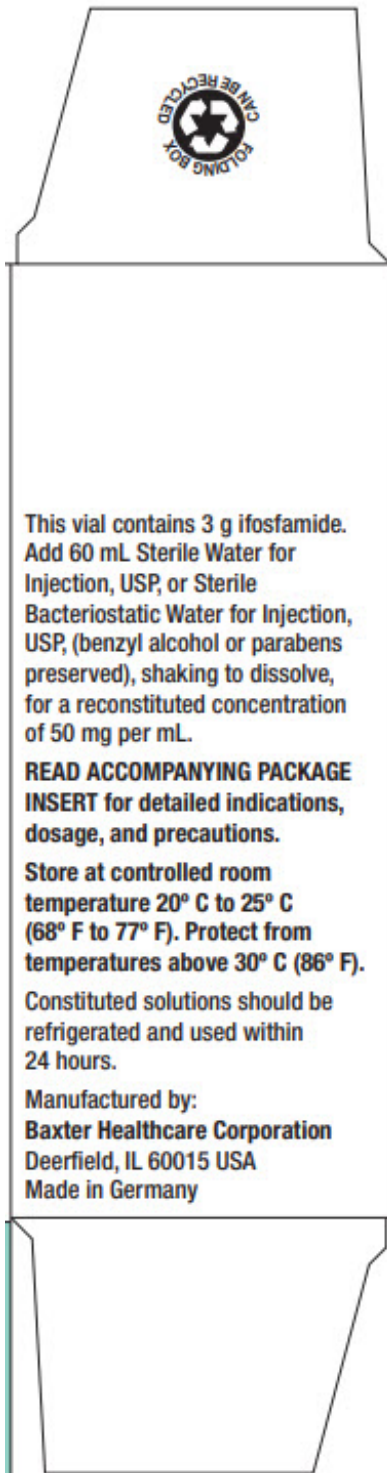
Manufactured by  
Baxter Healthcare Corporation  
Deerfield, IL 60015 USA

Lot/Exp:

J M X X X A  
J J J J - M M

2617B5079





**Carton Label**

**1 vial**

**NDC 0338-3993-01**

**IFEX  
(ifosfamide for injection, USP)**

**Single-Dose Vial  
FOR IV USE**

**Rx only**



**3 g /vial**

***Baxter Logo***

Manufactured by

**Baxter Healthcare Corporation**

Deerfield, IL 60015 USA

HA-80-02-154

USA

See bottom panel for lot  
number and expiration date.

***Baxter Logo***

Manufactured by

**Baxter Healthcare Corporation**

Deerfield, IL 60015 USA

C

837

(01) 0030338993014

(21) XXXXXXXXXXXXX

(17) JJMMTT

(10)JMXXXA

1 vial NDC 0338-3993-01

IFEX

(Ifosfamide for injection, USP)

Single Dose Vial

Rx only

FOR IV USE

3 g /vial

***Baxter Logo***

Manufactured by

**Baxter Healthcare Corporation**

Deerfield, IL 60015 USA

Lot/Exp.:

JMXXXA

JJJJ - MM

2617B5079

Barcode

FOLDING BOX

CAN BE RECYCLED *symbol*

This vial contains 3 g ifosfamide.

Add 60 mL Sterile Water for

Injection, USP, or Sterile

Bacteriostatic Water for Injection,

USP, (benzyl alcohol or parabens preserved), shaking to dissolve, for a reconstituted concentration of 50 mg per mL.

**READ ACCOMPANYING PACKAGE INSERT for detailed indications, dosage, and precautions.**

**Store at controlled room temperature 20° C to 25° C (68° F to 77° F). Protect from temperatures above 30° C (86° F).**

Constituted solutions should be refrigerated and used within 24 hours.

Manufactured by:  
**Baxter Healthcare Corporation**  
 Deerfield, IL 60015 USA  
 Made in Germany

<b>IFEX</b>				
ifosfamide injection, powder, for solution				
<b>Product Information</b>				
<b>Product Type</b>	HUMAN PRESCRIPTION DRUG	<b>Item Code (Source)</b>	NDC:0338-3991	
<b>Route of Administration</b>	INTRAVENOUS			
<b>Active Ingredient/Active Moiety</b>				
<b>Ingredient Name</b>		<b>Basis of Strength</b>	<b>Strength</b>	
IFOSFAMIDE (UNII: UM20QQM95Y) (IFOSFAMIDE - UNII:UM20QQM95Y)		IFOSFAMIDE	1 g in 20 mL	
<b>Packaging</b>				
#	Item Code	Package Description	Marketing Start Date	Marketing End Date
1	NDC:0338-3991-01	1 in 1 CARTON	12/30/1988	
1		20 mL in 1 VIAL, SINGLE-DOSE; Type 0: Not a Combination Product		
<b>Marketing Information</b>				
Marketing Category	Application Number or Monograph Citation	Marketing Start Date	Marketing End Date	
NDA	NDA019763	12/30/1988		

# IFEX

ifosfamide injection, powder, for solution

## Product Information

<b>Product Type</b>	HUMAN PRESCRIPTION DRUG	<b>Item Code (Source)</b>	NDC:0338-3993
<b>Route of Administration</b>	INTRAVENOUS		

## Active Ingredient/Active Moiety

Ingredient Name	Basis of Strength	Strength
<b>IFOSFAMIDE</b> (UNII: UM20QQM95Y) (IFOSFAMIDE - UNII:UM20QQM95Y)	IFOSFAMIDE	3 g in 60 mL

## Packaging

#	Item Code	Package Description	Marketing Start Date	Marketing End Date
1	NDC:0338-3993-01	1 in 1 CARTON	12/30/1988	
1		60 mL in 1 VIAL, SINGLE-DOSE; Type 0: Not a Combination Product		

## Marketing Information

Marketing Category	Application Number or Monograph Citation	Marketing Start Date	Marketing End Date
NDA	NDA019763	12/30/1988	

**Labeler** - Baxter Healthcare Corporation (005083209)

## Establishment

Name	Address	ID/FEI	Business Operations
Baxter Deutschland GmbH		312520353	API MANUFACTURE(0338-3991, 0338-3993)

Revised: 12/2024

Baxter Healthcare Corporation