

VENCLEXTA- venetoclax
VENCLEXTA- venetoclax tablet, film coated
AbbVie Inc.

HIGHLIGHTS OF PRESCRIBING INFORMATION

These highlights do not include all the information needed to use VENCLEXTA safely and effectively. See full prescribing information for VENCLEXTA.

VENCLEXTA® (venetoclax tablets), for oral use
Initial U.S. Approval: 2016

INDICATIONS AND USAGE

VENCLEXTA is a BCL-2 inhibitor indicated:

- For the treatment of adult patients with chronic lymphocytic leukemia (CLL) or small lymphocytic lymphoma (SLL). (1.1)
- In combination with azacitidine, or decitabine, or low-dose cytarabine for the treatment of newly diagnosed acute myeloid leukemia (AML) in adults 75 years or older, or who have comorbidities that preclude use of intensive induction chemotherapy. (1.2)

DOSAGE AND ADMINISTRATION

- See Full Prescribing Information for recommended VENCLEXTA dosages. (2.2, 2.3)
- Take VENCLEXTA tablets orally once daily with a meal and water. Do not chew, crush, or break tablets. (2.8)
- Provide prophylaxis for tumor lysis syndrome. (2.1, 2.4)

DOSAGE FORMS AND STRENGTHS

Tablets: 10 mg, 50 mg, 100 mg (3)

CONTRAINDICATIONS

Concomitant use with strong CYP3A inhibitors at initiation and during ramp-up phase in patients with CLL/SLL is contraindicated. (2.6, 4, 7.1)

WARNINGS AND PRECAUTIONS

- Tumor Lysis Syndrome (TLS): Anticipate TLS; assess risk in all patients. Premedicate with anti-hyperuricemics and ensure adequate hydration. Employ more intensive measures (intravenous hydration, frequent monitoring, hospitalization) as overall risk increases. (2.4, 5.1)
- Neutropenia: Monitor blood counts. Interrupt dosing and resume at same or reduced dose. Consider supportive care measures. (2.5, 5.2)
- Infections: Monitor for signs and symptoms of infection and treat promptly. Withhold for Grade 3 and 4 infection until resolution and resume at same or reduced dose. (2.5, 5.3)
- Immunization: Do not administer live attenuated vaccines prior to, during, or after treatment with VENCLEXTA until B-cell recovery. (5.4)
- Embryo-Fetal Toxicity: May cause embryo-fetal harm. Advise females of reproductive potential of the potential risk to a fetus and to use effective contraception. (5.5)
- Treatment of patients with multiple myeloma with VENCLEXTA in combination with bortezomib plus dexamethasone is not recommended outside of controlled clinical trials. (5.6)

ADVERSE REACTIONS

In CLL/SLL, the most common adverse reactions ($\geq 20\%$) for VENCLEXTA when given in combination with obinutuzumab or rituximab or as monotherapy are neutropenia, thrombocytopenia, anemia, diarrhea, nausea, upper respiratory tract infection, cough, musculoskeletal pain, fatigue, and edema. (6.1)

In AML, the most common adverse reactions ($\geq 30\%$) in combination with azacitidine or decitabine or low-dose cytarabine are nausea, diarrhea, thrombocytopenia, constipation, neutropenia, febrile neutropenia, fatigue, vomiting, edema, pyrexia, pneumonia, dyspnea, hemorrhage, anemia, rash, abdominal pain, sepsis, musculoskeletal pain, dizziness, cough, oropharyngeal pain, and hypotension. (6.1)

To report SUSPECTED ADVERSE REACTIONS, contact AbbVie Inc. at 1-800-633-9110 or FDA at 1-800-FDA-1088 or www.fda.gov/medwatch.

-----**DRUG INTERACTIONS**-----

- Strong or moderate CYP3A inhibitors or P-gp inhibitors: Adjust dosage of VENCLEXTA. (2.6, 7.1)
- Strong or moderate CYP3A inducers: Avoid co-administration. (7.1)
- P-gp substrates: Take at least 6 hours before VENCLEXTA. (7.2)

-----**USE IN SPECIFIC POPULATIONS**-----

- Lactation: Advise women not to breastfeed. (8.2)
- Hepatic Impairment: Reduce the VENCLEXTA dose by 50% in patients with severe hepatic impairment. (2.7, 8.7)

See 17 for **PATIENT COUNSELING INFORMATION** and **Medication Guide**.

Revised: 7/2024

FULL PRESCRIBING INFORMATION: CONTENTS*

1 INDICATIONS AND USAGE

- 1.1 Chronic Lymphocytic Leukemia/Small Lymphocytic Lymphoma**
- 1.2 Acute Myeloid Leukemia**

2 DOSAGE AND ADMINISTRATION

- 2.1 Important Safety Information**
- 2.2 Recommended Dosage for Chronic Lymphocytic Leukemia/Small Lymphocytic Lymphoma**
- 2.3 Recommended Dosage for Acute Myeloid Leukemia**
- 2.4 Risk Assessment and Prophylaxis for Tumor Lysis Syndrome**
- 2.5 Dosage Modifications for Adverse Reactions**
- 2.6 Dosage Modifications for Drug Interactions**
- 2.7 Dosage Modifications for Patients with Severe Hepatic Impairment**
- 2.8 Administration**

3 DOSAGE FORMS AND STRENGTHS

4 CONTRAINDICATIONS

5 WARNINGS AND PRECAUTIONS

- 5.1 Tumor Lysis Syndrome**
- 5.2 Neutropenia**
- 5.3 Infections**
- 5.4 Immunization**
- 5.5 Embryo-Fetal Toxicity**
- 5.6 Increased Mortality in Patients with Multiple Myeloma when VENCLEXTA is Added to Bortezomib and Dexamethasone**

6 ADVERSE REACTIONS

- 6.1 Clinical Trials Experience**
- 6.2 Effect of VENCLEXTA on Other Drugs**

7 DRUG INTERACTIONS

- 7.1 Effects of Other Drugs on VENCLEXTA**
 - 7.2 Effect of VENCLEXTA on Other Drugs**
- 8 USE IN SPECIFIC POPULATIONS**
- 8.1 Pregnancy**
 - 8.2 Lactation**
 - 8.3 Females and Males of Reproductive Potential**
 - 8.4 Pediatric Use**
 - 8.5 Geriatric Use**

- 8.6 Renal Impairment**
- 8.7 Hepatic Impairment**
- 10 OVERDOSAGE**
- 11 DESCRIPTION**
- 12 CLINICAL PHARMACOLOGY**
 - 12.1 Mechanism of Action**
 - 12.2 Pharmacodynamics**
 - 12.3 Pharmacokinetics**
- 13 NONCLINICAL TOXICOLOGY**
 - 13.1 Carcinogenesis, Mutagenesis, Impairment of Fertility**
 - 13.2 Animal Toxicology and/or Pharmacology**
- 14 CLINICAL STUDIES**
 - 14.1 Chronic Lymphocytic Leukemia/Small Lymphocytic Lymphoma**
 - 14.2 Acute Myeloid Leukemia**
- 16 HOW SUPPLIED/STORAGE AND HANDLING**
- 17 PATIENT COUNSELING INFORMATION**

* Sections or subsections omitted from the full prescribing information are not listed.

FULL PRESCRIBING INFORMATION

1 INDICATIONS AND USAGE

1.1 Chronic Lymphocytic Leukemia/Small Lymphocytic Lymphoma

VENCLEXTA is indicated for the treatment of adult patients with chronic lymphocytic leukemia (CLL) or small lymphocytic lymphoma (SLL).

1.2 Acute Myeloid Leukemia

VENCLEXTA is indicated in combination with azacitidine, or decitabine, or low-dose cytarabine for the treatment of newly diagnosed acute myeloid leukemia (AML) in adults 75 years or older, or who have comorbidities that preclude use of intensive induction chemotherapy.

2 DOSAGE AND ADMINISTRATION

2.1 Important Safety Information

Assess patient-specific factors for level of risk of tumor lysis syndrome (TLS) and provide prophylactic hydration and anti-hyperuricemics to patients prior to first dose of VENCLEXTA to reduce risk of TLS [see *Dosage and Administration (2.4)* and *Warnings and Precautions (5.1)*].

2.2 Recommended Dosage for Chronic Lymphocytic Leukemia/Small Lymphocytic Lymphoma

VENCLEXTA dosing begins with a 5-week ramp-up. The 5-week ramp-up dosing

schedule is designed to gradually reduce tumor burden (debulk) and decrease the risk of TLS.

VENCLEXTA 5-week Dose Ramp-Up Schedule

Administer VENCLEXTA according to the 5-week ramp-up dosing schedule to the recommended dosage of 400 mg orally once daily as shown in Table 1.

Table 1. Dosing Schedule for 5-Week Ramp-up Phase for Patients with CLL/SLL

	VENCLEXTA Oral Daily Dose
Week 1	20 mg
Week 2	50 mg
Week 3	100 mg
Week 4	200 mg
Week 5 and beyond	400 mg

The CLL/SLL Starting Pack provides the first 4 weeks of VENCLEXTA according to the ramp-up schedule [see *How Supplied/Storage and Handling (16)*].

In Combination with Obinutuzumab

Start obinutuzumab administration at 100 mg on Cycle 1 Day 1, followed by 900 mg on Cycle 1 Day 2. Administer 1000 mg on Days 8 and 15 of Cycle 1 and on Day 1 of each subsequent 28-day cycle for a total of 6 cycles. Refer to the obinutuzumab prescribing information for additional dosing information.

On Cycle 1 Day 22, start VENCLEXTA according to the 5-week ramp-up dosing schedule (see Table 1). After completing the ramp-up phase on Cycle 2 Day 28, continue VENCLEXTA at a dose of 400 mg orally once daily from Cycle 3 Day 1 until the last day of Cycle 12.

In Combination with Rituximab

Start rituximab administration after the patient has completed the 5-week ramp-up dosing schedule for VENCLEXTA (see Table 1) and has received VENCLEXTA at the recommended dosage of 400 mg orally once daily for 7 days. Administer rituximab on Day 1 of each 28-day cycle for 6 cycles, at a dose of 375 mg/m² intravenously for Cycle 1 and 500 mg/m² intravenously for Cycles 2-6. Continue VENCLEXTA 400 mg orally once daily for 24 months from Cycle 1 Day 1 of rituximab.

Refer to the rituximab prescribing information for additional dosing information.

Monotherapy

The recommended dosage of VENCLEXTA is 400 mg once daily after completion of the 5-week ramp-up dosing schedule (see Table 1). Continue VENCLEXTA until disease progression or unacceptable toxicity.

2.3 Recommended Dosage for Acute Myeloid Leukemia

The recommended dosage and ramp-up of VENCLEXTA depends upon the combination

agent. Follow the dosing schedule, including the 3-day or 4-day dose ramp-up, as shown in Table 2. Start VENCLEXTA administration on Cycle 1 Day 1 in combination with:

- Azacitidine 75 mg/m² intravenously or subcutaneously once daily on Days 1-7 of each 28-day cycle; OR
- Decitabine 20 mg/m² intravenously once daily on Days 1-5 of each 28-day cycle; OR
- Cytarabine 20 mg/m² subcutaneously once daily on Days 1-10 of each 28-day cycle.

Table 2. Dosing Schedule for 3- or 4-Day Ramp-up Phase in Patients with AML

	VENCLEXTA Oral Daily Dose	
Day 1	100 mg	
Day 2	200 mg	
Day 3	400 mg	
Days 4 and beyond	400 mg orally once daily of each 28-day cycle in combination with azacitidine or decitabine	600 mg orally once daily of each 28-day cycle in combination with low-dose cytarabine

Continue VENCLEXTA, in combination with azacitidine or decitabine or low-dose cytarabine, until disease progression or unacceptable toxicity.

Refer to *Clinical Studies (14.2)* and Prescribing Information for azacitidine, decitabine, or cytarabine for additional dosing information.

2.4 Risk Assessment and Prophylaxis for Tumor Lysis Syndrome

Patients treated with VENCLEXTA may develop tumor lysis syndrome (TLS). Refer to the appropriate section below for specific details on management. Assess patient-specific factors for level of risk of TLS and provide prophylactic hydration and anti-hyperuricemics to patients prior to first dose of VENCLEXTA to reduce risk of TLS.

Chronic Lymphocytic Leukemia/Small Lymphocytic Lymphoma

VENCLEXTA can cause rapid reduction in tumor and thus poses a risk for TLS in the initial 5-week ramp-up phase. Changes in blood chemistries consistent with TLS that require prompt management can occur as early as 6 to 8 hours following the first dose of VENCLEXTA and at each dose increase. TLS can also occur upon resumption of VENCLEXTA following a dosage interruption. See Table 4 and Table 5 for dose modifications of VENCLEXTA after interruption.

The risk of TLS is a continuum based on multiple factors, particularly reduced renal function (creatinine clearance [CLcr] <80 mL/min) and tumor burden; splenomegaly may also increase the risk of TLS.

Perform tumor burden assessments, including radiographic evaluation (e.g., CT scan), assess blood chemistry (potassium, uric acid, phosphorus, calcium, and creatinine) in all patients and correct pre-existing abnormalities prior to initiation of treatment with VENCLEXTA. The risk may decrease as tumor burden decreases [*see Warnings and Precautions (5.1) and Use in Specific Populations (8.6)*].

Table 3 below describes the recommended TLS prophylaxis and monitoring during VENCLEXTA treatment based on tumor burden determination from clinical trial data. Consider all patient comorbidities before final determination of prophylaxis and monitoring schedule. Reassess the risk of TLS when reinitiating VENCLEXTA after a dosage interruption lasting more than 1 week during the ramp-up phase, or more than 2 weeks after completion of ramp-up. Institute prophylaxis and monitoring as needed.

Table 3. Recommended TLS Prophylaxis Based on Tumor Burden in Patients with CLL/SLL

Tumor Burden		Prophylaxis		Blood Chemistry Monitoring ^{c,d}
		Hydration ^a	Anti-hyperuricemics ^b	Setting and Frequency of Assessments
Low	All LN <5 cm AND ALC <25 x10 ⁹ /L	Oral (1.5 to 2 L)	Allopurinol	Outpatient <ul style="list-style-type: none"> For first dose of 20 mg and 50 mg: Pre-dose, 6 to 8 hours, 24 hours For subsequent ramp-up doses: Pre-dose
Medium	Any LN 5 to <10 cm OR ALC ≥25 x10 ⁹ /L	Oral (1.5 to 2 L) and consider additional intravenous	Allopurinol	Outpatient <ul style="list-style-type: none"> For first dose of 20 mg and 50 mg: Pre-dose, 6 to 8 hours, 24 hours For subsequent ramp-up doses: Pre-dose For first dose of 20 mg and 50 mg: Consider hospitalization for patients with CLcr <80ml/min; see below for monitoring in hospital
	Any LN ≥10	Oral (1.5 to 2 L)	Allopurinol;	In hospital <ul style="list-style-type: none"> For first dose of 20 mg and 50 mg: Pre-dose, 4, 8, 12, and 24

High	cm OR ALC ≥ 25 $\times 10^9/L$ AND any LN ≥ 5 cm	and intravenous (150 to 200 mL/hr as tolerated)	consider rasburicase if baseline uric acid is elevated	hours Outpatient • For subsequent ramp-up doses: Pre-dose, 6 to 8 hours, 24 hours
------	---	---	---	--

ALC = absolute lymphocyte count; CLcr = creatinine clearance; LN = lymph node.

^aAdminister intravenous hydration for any patient who cannot tolerate oral hydration.

^bStart allopurinol or xanthine oxidase inhibitor 2 to 3 days prior to initiation of VENCLEXTA.

^cEvaluate blood chemistries (potassium, uric acid, phosphorus, calcium, and creatinine); review in real time.

^dFor patients at risk of TLS, monitor blood chemistries at 6 to 8 hours and at 24 hours at each subsequent ramp-up dose.

Acute Myeloid Leukemia

- All patients should have white blood cell count less than $25 \times 10^9/L$ prior to initiation of VENCLEXTA. Cyto-reduction prior to treatment may be required.
- Prior to first VENCLEXTA dose, provide all patients with prophylactic measures including adequate hydration and anti-hyperuricemic agents and continue during ramp-up phase.
- Assess blood chemistry (potassium, uric acid, phosphorus, calcium, and creatinine) and correct pre-existing abnormalities prior to initiation of treatment with VENCLEXTA.
- Monitor blood chemistries for TLS at pre-dose, 6 to 8 hours after each new dose during ramp-up, and 24 hours after reaching final dose.
- For patients with risk factors for TLS (e.g., circulating blasts, high burden of leukemia involvement in bone marrow, elevated pretreatment lactate dehydrogenase [LDH] levels, or reduced renal function), consider additional measures, including increased laboratory monitoring and reducing VENCLEXTA starting dose.

2.5 Dosage Modifications for Adverse Reactions

Chronic Lymphocytic Leukemia/Small Lymphocytic Lymphoma

The recommended dosage modifications for VENCLEXTA for adverse reactions are provided in Table 4 and the recommended dose reductions for VENCLEXTA for adverse reactions are provided in Table 5.

For patients having a dosage interruption lasting more than 1 week during the ramp-up phase, or more than 2 weeks after completion of ramp-up, reassess for risk of TLS to determine if reinitiation with a reduced dose is necessary (e.g., all or some levels of the dose ramp-up schedule) [see *Dosage and Administration* (2.2, 2.4)].

Table 4. Recommended VENCLEXTA Dosage Modifications for Adverse Reactions^a in CLL/SLL

Adverse Reaction	Occurrence	Dosage Modification
-------------------------	-------------------	----------------------------

Tumor Lysis Syndrome		
Blood chemistry changes or symptoms suggestive of TLS [see <i>Warnings and Precautions (5.1)</i>]	Any	Withhold the next day's dose. If resolved within 24 to 48 hours of last dose, resume at same dose.
		For any blood chemistry changes requiring more than 48 hours to resolve, resume at reduced dose (see Table 5).
		For any events of clinical TLS, ^b resume at reduced dose following resolution (see Table 5).
Non-Hematologic Adverse Reactions		
Grade 3 or 4 non-hematologic toxicities [see <i>Adverse Reactions (6.1)</i>]	1 st occurrence	Interrupt VENCLEXTA. Upon resolution to Grade 1 or baseline level, resume VENCLEXTA at the same dose.
	2 nd and subsequent occurrences	Interrupt VENCLEXTA. Follow dose reduction guidelines in Table 5 when resuming treatment with VENCLEXTA after resolution. A larger dose reduction may occur at the discretion of the physician.
Hematologic Adverse Reactions		
Grade 3 neutropenia with infection or fever; or Grade 4 hematologic toxicities (except lymphopenia) [see <i>Warnings and Precautions (5.2)</i>]	1 st occurrence	Interrupt VENCLEXTA. Upon resolution to Grade 1 or baseline level, resume VENCLEXTA at the same dose.
	2 nd and subsequent occurrences	Interrupt VENCLEXTA. Follow dose reduction guidelines in Table 5 when resuming treatment with VENCLEXTA after resolution. A larger dose reduction may occur at the discretion of the physician.
Consider discontinuing VENCLEXTA for patients who require dose reductions to less than 100 mg for more than 2 weeks.		
^a Adverse reactions were graded using NCI CTCAE version 4.0.		
^b Clinical TLS was defined as laboratory TLS with clinical consequences such as acute renal failure, cardiac arrhythmias, or sudden death and/or seizures [see <i>Adverse Reactions (6.1)</i>].		

Table 5. Recommended Dose Reduction for Adverse Reactions for VENCLEXTA in CLL/SLL

Dose at Interruption, mg	Restart Dose, mg ^{a,b}
400	300
300	200
200	100
100	50
50	20
20	10

^aDuring the ramp-up phase, continue the reduced dose for 1 week before increasing the dose.

^bIf a dosage interruption lasts more than 1 week during the ramp-up phase or more than 2 weeks after completion of ramp-up, reassess the risk of TLS and determine if reinitiation at a reduced dosage is necessary [see *Dosage and Administration (2.2, 2.4)*].

Acute Myeloid Leukemia

Monitor blood counts frequently through resolution of cytopenias. Dose modification and interruptions for cytopenias are dependent on remission status. Dose modifications of VENCLEXTA for adverse reactions are provided in Table 6.

Table 6. Recommended VENCLEXTA Dosage Modifications for Adverse Reactions in AML

Adverse Reaction	Occurrence	Dosage Modification
Hematologic Adverse Reactions		
Grade 4 neutropenia with or without fever or infection; or Grade 4 thrombocytopenia [see <i>Warnings and Precautions (5.2)</i>]	Occurrence prior to achieving remission ^a	In most instances, do not interrupt VENCLEXTA in combination with azacitidine, decitabine, or low-dose cytarabine due to cytopenias prior to achieving remission.
	First occurrence after achieving remission and lasting at least 7 days	Delay subsequent cycle of VENCLEXTA in combination with azacitidine, decitabine, or low-dose cytarabine and monitor blood counts. Upon resolution to Grade 1 or 2, resume VENCLEXTA at the same dose in combination with azacitidine, decitabine, or low-dose cytarabine.
	Subsequent	Delay subsequent cycle of VENCLEXTA in combination with azacitidine, or decitabine, or low-dose cytarabine and monitor blood counts.

	Subsequent occurrences in cycles after achieving remission and lasting 7 days or longer	Upon resolution to Grade 1 or 2, resume VENCLEXTA at the same dose in combination with azacitidine, decitabine, or low-dose cytarabine, and reduce VENCLEXTA duration by 7 days during each of the subsequent cycles, such as 21 days instead of 28 days.
Non-Hematologic Adverse Reactions		
Grade 3 or 4 non-hematologic toxicities [see Adverse Reactions (6.1)]	Any occurrence	Interrupt VENCLEXTA if not resolved with supportive care. Upon resolution to Grade 1 or baseline level, resume VENCLEXTA at the same dose.
^a Recommend bone marrow evaluation.		

2.6 Dosage Modifications for Drug Interactions

Strong or Moderate CYP3A Inhibitors or P-gp Inhibitors

Table 7 describes VENCLEXTA contraindication or dosage modification based on concomitant use with a strong or moderate CYP3A inhibitor or a P-gp inhibitor [see Drug Interactions (7.1)] at initiation, during, or after the ramp-up phase.

Resume the VENCLEXTA dosage that was used prior to concomitant use of a strong or moderate CYP3A inhibitor or a P-gp inhibitor 2 to 3 days after discontinuation of the inhibitor [see Drug Interactions (7.1)].

Table 7. Management of Potential VENCLEXTA Interactions with CYP3A and P-gp Inhibitors

Coadministered Drug	Initiation and Ramp-Up Phase		Steady Daily Dose (After Ramp-Up Phase)^a
Posaconazole	CLL/SLL	Contraindicated	Reduce VENCLEXTA dose to 70 mg.
	AML	Day 1 – 10 mg Day 2 – 20 mg Day 3 – 50 mg Day 4 – 70 mg	
Other strong CYP3A inhibitor	CLL/SLL	Contraindicated	Reduce VENCLEXTA dose to 100 mg.
	AML	Day 1 – 10 mg Day 2 – 20 mg Day 3 – 50 mg Day 4 – 100 mg	
Moderate CYP3A inhibitor	Reduce the VENCLEXTA dose by at least 50%.		
P-gp inhibitor			

^aIn patients with CLL/SLL, consider alternative medications or reduce the VENCLEXTA dose as described in Table 7.

2.7 Dosage Modifications for Patients with Severe Hepatic Impairment

Reduce the VENCLEXTA once daily dose by 50% for patients with severe hepatic impairment (Child-Pugh C); monitor these patients more closely for adverse reactions [see *Use in Specific Populations (8.7)*].

2.8 Administration

Instruct patients of the following:

- Take VENCLEXTA with a meal and water.
- Take VENCLEXTA at approximately the same time each day.
- Swallow VENCLEXTA tablets whole. Do not chew, crush, or break tablets prior to swallowing.

The recommended dosage of VENCLEXTA may be delivered using any of the approved tablet strengths (e.g., patients can take 2 x 50 mg tablets or 10 x 10 mg tablets instead of 1 x 100 mg tablet as needed).

If the patient misses a dose of VENCLEXTA within 8 hours of the time it is usually taken, instruct the patient to take the missed dose as soon as possible and resume the normal daily dosing schedule. If a patient misses a dose by more than 8 hours, instruct the patient not to take the missed dose and resume the usual dosing schedule the next day.

If the patient vomits following dosing, instruct the patient to not take an additional dose that day and to take the next prescribed dose at the usual time.

3 DOSAGE FORMS AND STRENGTHS

Table 8. VENCLEXTA Tablet Strength and Description

Tablet Strength	Description of Tablet
10 mg	Round, biconvex shaped, pale yellow film-coated tablet debossed with “V” on one side and “10” on the other side
50 mg	Oblong, biconvex shaped, beige film-coated tablet debossed with “V” on one side and “50” on the other side
100 mg	Oblong, biconvex shaped, pale yellow film-coated tablet debossed with “V” on one side and “100” on the other side

4 CONTRAINDICATIONS

Concomitant use of VENCLEXTA with *strong* CYP3A inhibitors at initiation and during the ramp-up phase is contraindicated in patients with CLL/SLL due to the potential for increased risk of tumor lysis syndrome [see *Dosage and Administration (2.6)* and *Drug Interactions (7.1)*].

5 WARNINGS AND PRECAUTIONS

5.1 Tumor Lysis Syndrome

Tumor lysis syndrome (TLS), including fatal events and renal failure requiring dialysis, has occurred in patients treated with VENCLEXTA [see *Adverse Reactions (6.1)*].

VENCLEXTA can cause rapid reduction in tumor and thus poses a risk for TLS at initiation and during the ramp-up phase in all patients, and during reinitiation after dosage interruption in patients with CLL/SLL. Changes in blood chemistries consistent with TLS that require prompt management can occur as early as 6 to 8 hours following the first dose of VENCLEXTA and at each dose increase. TLS, including fatal cases, has been reported after a single 20 mg dose of VENCLEXTA.

In patients with CLL/SLL who followed the current (5-week) dose ramp-up and the TLS prophylaxis and monitoring measures, the rate of TLS was 2% in the VENCLEXTA CLL/SLL monotherapy trials. The rate of TLS remained consistent with VENCLEXTA in combination with obinutuzumab or rituximab. With a 2- to 3-week dose ramp-up and higher starting dose in patients with CLL/SLL, the TLS rate was 13% and included deaths and renal failure [see *Adverse Reactions (6.1)*].

In patients with AML who followed the current 3-day ramp-up dosing schedule and the TLS prophylaxis and monitoring measures, the rate of TLS was 1.1% in patients who received VENCLEXTA in combination with azacitidine (VIALE-A). In patients with AML who followed a 4-day ramp-up dosing schedule and the TLS prophylaxis and monitoring measures, the rate of TLS was 5.6% and included deaths and renal failure in patients who received VENCLEXTA in combination with low-dose cytarabine (VIALE-C) [see *Adverse Reactions (6.1)*].

The risk of TLS is a continuum based on multiple factors, particularly reduced renal function, tumor burden, and type of malignancy. Splenomegaly may also increase the risk of TLS in patients with CLL/SLL.

Assess all patients for risk and provide appropriate prophylaxis for TLS, including hydration and anti-hyperuricemics. Monitor blood chemistries and manage abnormalities promptly. Employ more intensive measures (intravenous hydration, frequent monitoring, hospitalization) as overall risk increases. Interrupt dosing if needed; when restarting VENCLEXTA, follow dose modification guidance [see *Dosage and Administration (2.1, 2.2, 2.3, 2.4)* and *Use in Specific Populations (8.6)*].

Concomitant use of VENCLEXTA with P-gp inhibitors or strong or moderate CYP3A inhibitors increases venetoclax exposure, which may increase the risk of TLS at initiation and during the ramp-up phase of VENCLEXTA. For patients with CLL/SLL, coadministration of VENCLEXTA with strong CYP3A inhibitors at initiation and during the 5-week ramp-up phase is contraindicated [see *Contraindications (4)*]. For patients with AML, reduce the dose of VENCLEXTA when coadministered with strong CYP3A inhibitors at initiation and during the 3- or 4-day ramp-up phase. For patients with CLL/SLL or AML, reduce the dose of VENCLEXTA when coadministered with moderate CYP3A4 inhibitors or P-gp inhibitors [see *Dosage and Administration (2.6)* and *Drug Interactions (7.1)*].

5.2 Neutropenia

In patients with CLL, Grade 3 or 4 neutropenia developed in 63% to 64% of patients and Grade 4 neutropenia developed in 31% to 33% of patients when treated with VENCLEXTA in combination and monotherapy studies. Febrile neutropenia occurred in 4% to 6% of patients [see *Adverse Reactions (6.1)*].

In patients with AML, baseline neutrophil counts worsened in 95% to 100% of patients treated with VENCLEXTA in combination with azacitidine, decitabine, or low-dose cytarabine. Neutropenia can recur with subsequent cycles.

Monitor complete blood counts throughout the treatment period. For interruption and dose resumption of VENCLEXTA for severe neutropenia, see Table 4 for CLL and Table 6 for AML [see *Dosage and Administration (2.5)*]. Consider supportive measures, including antimicrobials and growth factors (e.g., G-CSF).

5.3 Infections

Fatal and serious infections, such as pneumonia and sepsis, have occurred in patients treated with VENCLEXTA [see *Adverse Reactions (6.1)*].

Monitor patients for signs and symptoms of infection and treat promptly. Withhold VENCLEXTA for Grade 3 and 4 infection until resolution. For dose resumptions, see Table 4 for CLL and Table 6 for AML [see *Dosage and Administration (2.5)*].

5.4 Immunization

Do not administer live attenuated vaccines prior to, during, or after treatment with VENCLEXTA until B-cell recovery occurs. The safety and efficacy of immunization with live attenuated vaccines during or following VENCLEXTA therapy have not been studied. Advise patients that vaccinations may be less effective.

5.5 Embryo-Fetal Toxicity

Based on findings in animals and its mechanism of action, VENCLEXTA may cause embryo-fetal harm when administered to a pregnant woman. In an embryo-fetal study conducted in mice, administration of venetoclax to pregnant animals at exposures equivalent to that observed in patients at a dose of 400 mg daily resulted in post-implantation loss and decreased fetal weight.

Advise pregnant women of the potential risk to a fetus. Advise females of reproductive potential to use effective contraception during treatment with VENCLEXTA and for 30 days after the last dose [see *Use in Specific Populations (8.1, 8.3)*].

5.6 Increased Mortality in Patients with Multiple Myeloma when VENCLEXTA is Added to Bortezomib and Dexamethasone

In a randomized trial (BELLINI; NCT02755597) in patients with relapsed or refractory multiple myeloma, the addition of VENCLEXTA to bortezomib plus dexamethasone, a use for which VENCLEXTA is not indicated, resulted in increased mortality. Treatment of patients with multiple myeloma with VENCLEXTA in combination with bortezomib plus dexamethasone is not recommended outside of controlled clinical trials.

6 ADVERSE REACTIONS

The following clinically significant adverse reactions are described elsewhere in the labeling:

- Tumor Lysis Syndrome [see *Warnings and Precautions (5.1)*]
- Neutropenia [see *Warnings and Precautions (5.2)*]
- Infections [see *Warnings and Precautions (5.3)*]

6.1 Clinical Trials Experience

Because clinical trials are conducted under widely variable conditions, adverse event rates observed in clinical trials of a drug cannot be directly compared with rates of clinical trials of another drug and may not reflect the rates observed in practice.

In CLL/SLL, the safety population reflects exposure to VENCLEXTA as monotherapy in patients in M13-982, M14-032, and M12-175 and in combination with obinutuzumab or rituximab in patients in CLL14 and MURANO. In this CLL/SLL safety population, the most common adverse reactions ($\geq 20\%$) for VENCLEXTA were neutropenia, thrombocytopenia, anemia, diarrhea, nausea, upper respiratory tract infection, cough, musculoskeletal pain, fatigue, and edema.

In AML, the safety population reflects exposure to VENCLEXTA in combination with decitabine, azacitidine, or low-dose cytarabine in patients in M14-358, VIALE-A, and VIALE-C. In this safety population, the most common adverse reactions ($\geq 30\%$ in any trial) were nausea, diarrhea, thrombocytopenia, constipation, neutropenia, febrile neutropenia, fatigue, vomiting, edema, pyrexia, pneumonia, dyspnea, hemorrhage, anemia, rash, abdominal pain, sepsis, musculoskeletal pain, dizziness, cough, oropharyngeal pain, and hypotension.

Chronic Lymphocytic Leukemia/Small Lymphocytic Lymphoma

VENCLEXTA in Combination with Obinutuzumab

The safety of VENCLEXTA in combination with obinutuzumab (VEN+G) (N=212) versus obinutuzumab in combination with chlorambucil (GClb) (N=214) was evaluated in CLL14, a randomized, open-label, actively controlled trial in patients with previously untreated CLL [see *Clinical Studies (14.1)*]. Patients randomized to the VEN+G arm were treated with VENCLEXTA and obinutuzumab in combination for six cycles, then with VENCLEXTA as monotherapy for an additional six cycles. Patients initiated the first dose of the 5-week ramp-up for VENCLEXTA on Day 22 of Cycle 1 and once completed, continued VENCLEXTA 400 mg orally once daily for a total of 12 cycles. The trial required a total Cumulative Illness Rating Scale (CIRS) >6 or CLcr <70 mL/min, hepatic transaminases and total bilirubin ≤ 2 times upper limit of normal and excluded patients with any individual organ/system impairment score of 4 by CIRS except eye, ear, nose, and throat organ system. The median duration of exposure to VENCLEXTA was 10.5 months (range: 0 to 13.5 months) and the median number of cycles of obinutuzumab was 6 in the VEN+G arm.

Serious adverse reactions were reported in 49% of patients in the VEN+G arm, most often due to febrile neutropenia and pneumonia (5% each). Fatal adverse reactions that occurred in the absence of disease progression and with onset within 28 days of the last study treatment were reported in 2% (4/212) of patients, most often from infection.

In the VEN+G arm, adverse reactions led to treatment discontinuation in 16% of patients, dose reduction in 21%, and dose interruption in 74%. Neutropenia led to discontinuation of VENCLEXTA in 2% of patients, dose reduction in 13%, and dose

interruption in 41%.

Table 9 presents adverse reactions identified in CLL14.

Table 9. Adverse Reactions ($\geq 10\%$) in Patients Treated with VEN+G in CLL14

Adverse Reaction	VENCLEXTA + Obinutuzumab (N = 212)		Obinutuzumab + Chlorambucil (N = 214)	
	All Grades (%)	Grade ≥ 3 (%)	All Grades (%)	Grade ≥ 3 (%)
Blood and lymphatic system disorders				
Neutropenia ^a	60	56	62	52
Anemia ^a	17	8	20	7
Gastrointestinal disorders				
Diarrhea	28	4	15	1
Nausea	19	0	22	1
Constipation	13	0	9	0
Vomiting	10	1	8	1
General disorders and administration site conditions				
Fatigue ^a	21	2	23	1
Infections and infestations				
Upper respiratory tract infection ^a	17	1	17	1

^aIncludes multiple adverse reaction terms.

Other clinically important adverse reactions (All Grades) reported in $<10\%$ of patients treated with VEN+G are presented below:

Blood and lymphatic system disorders: febrile neutropenia (6%)

Infection and infestations (all include multiple adverse reaction terms): pneumonia (9%), urinary tract infection (6%), sepsis (4%)

Metabolism and nutrition disorder: tumor lysis syndrome (1%)

During treatment with VENCLEXTA monotherapy after completion of VEN+G, the adverse reaction that occurred in $\geq 10\%$ of patients was neutropenia (26%). The grade ≥ 3 adverse reactions that occurred in $\geq 2\%$ of patients were neutropenia (23%) and anemia (2%).

Table 10 presents laboratory abnormalities CLL14.

Table 10. New or Worsening Clinically Important Laboratory Abnormalities ($\geq 10\%$) in Patients Treated with VEN+G in CLL14

Laboratory Abnormality ^a	VENCLEXTA + Obinutuzumab (N = 212)	Obinutuzumab + Chlorambucil (N = 214)
-------------------------------------	--	---

	All Grades (%)	Grade 3 or 4 (%)	All Grades (%)	Grade 3 or 4 (%)
Hematology				
Leukopenia	90	46	89	41
Lymphopenia	87	57	87	51
Neutropenia	83	63	79	56
Thrombocytopenia	68	28	71	26
Anemia	53	15	46	11
Chemistry				
Blood creatinine increased	80	6	74	2
Hypocalcemia	67	9	58	4
Hyperkalemia	41	4	35	3
Hyperuricemia	38	38	38	38
^a Includes laboratory abnormalities that were new or worsening, or with worsening from baseline unknown.				

Grade 4 laboratory abnormalities that developed in $\geq 2\%$ of patients treated with VEN+G included neutropenia (32%), leukopenia and lymphopenia (10%), thrombocytopenia (8%), hypocalcemia (8%), hyperuricemia (7%), blood creatinine increased (3%), hypercalcemia (3%), and hypokalemia (2%).

VENCLEXTA in Combination with Rituximab

The safety of VENCLEXTA in combination with rituximab (VEN+R) (N=194) versus bendamustine in combination with rituximab (B+R) (N=188) was evaluated in MURANO [see *Clinical Studies (14.1)*]. Patients randomized to VEN+R completed the scheduled ramp-up (5 weeks) and received VENCLEXTA 400 mg once daily, in combination with rituximab for 6 cycles followed by VENCLEXTA monotherapy, for a total of 24 months after ramp-up. At the time of analysis, the median duration of exposure to VENCLEXTA was 22 months and the median number of cycles of rituximab was 6 in the VEN+R arm.

Serious adverse reactions were reported in 46% of patients in the VEN+R arm, with most frequent ($\geq 5\%$) being pneumonia (9%). Fatal adverse reactions that occurred in the absence of disease progression and within 30 days of the last VENCLEXTA treatment and/or 90 days of last rituximab were reported in 2% (4/194) of patients.

In the VEN+R arm, adverse reactions led to treatment discontinuation in 16% of patients, dose reduction in 15%, and dose interruption in 71%. Neutropenia and thrombocytopenia each led to discontinuation of VENCLEXTA in 3% of patients. Neutropenia led to dose interruption of VENCLEXTA in 46% of patients.

Table 11 presents adverse reactions identified in MURANO.

Table 11. Adverse Reactions ($\geq 10\%$) in Patients Treated with VEN+R in MURANO

Adverse Reaction	VENCLEXTA + Rituximab (N = 194)		Bendamustine + Rituximab (N = 188)	
	All Grades	Grade ≥ 3	All Grades	Grade ≥ 3

	(%)	(%)	(%)	(%)
Blood and lymphatic system disorders				
Neutropenia ^a	65	62	50	44
Anemia ^a	16	11	23	14
Gastrointestinal disorders				
Diarrhea	40	3	17	1
Nausea	21	1	34	1
Constipation	14	<1	21	0
Infections and infestations				
Upper respiratory tract infection ^a	39	2	23	2
Lower respiratory tract infection ^a	18	2	10	2
Pneumonia ^a	10	7	14	10
General disorders and administration site conditions				
Fatigue ^a	22	2	26	<1

^aIncludes multiple adverse reaction terms.

Other clinically important adverse reactions (All Grades) reported in <10% of patients treated with VEN+R are presented below:

Blood and lymphatic system disorders: febrile neutropenia (4%)

Gastrointestinal disorders: vomiting (8%)

Infections and infestations: sepsis (<1%)

Metabolism and nutrition disorders: tumor lysis syndrome (3%)

During treatment with VENCLEXTA monotherapy after completion of VEN+R combination treatment, adverse reactions that occurred in $\geq 10\%$ of patients were upper respiratory tract infection (21%), diarrhea (19%), neutropenia (16%), and lower respiratory tract infections (11%). The Grade 3 or 4 adverse reactions that occurred in $\geq 2\%$ of patients were neutropenia (12%) and anemia (3%).

Table 12 presents laboratory abnormalities identified in MURANO.

Table 12. New or Worsening Clinically Important Laboratory Abnormalities ($\geq 10\%$) in Patients Treated with VEN+R in MURANO

Laboratory Abnormality	VENCLEXTA + Rituximab (N = 194)		Bendamustine + Rituximab (N = 188)	
	All Grades ^a (%)	Grade 3 or 4 (%)	All Grades ^a (%)	Grade 3 or 4 (%)
Hematology				
Leukopenia	89	46	81	35
Lymphopenia	87	56	79	55
Neutropenia	86	64	84	59

Anemia	50	12	63	15
Thrombocytopenia	49	15	60	20
Chemistry				
Blood creatinine increased	77	<1	78	1
Hypocalcemia	62	5	51	2
Hyperuricemia	36	36	33	33
Hyperkalemia	24	3	19	2
^a Includes laboratory abnormalities that were new or worsening, or with worsening from baseline unknown.				

Grade 4 laboratory abnormalities that developed in $\geq 2\%$ of patients treated with VEN+R included neutropenia (31%), lymphopenia (16%), leukopenia (6%), thrombocytopenia (6%), hyperuricemia (4%), hypocalcemia (2%), hypoglycemia (2%), and hypermagnesemia (2%).

VENCLEXTA as Monotherapy

The safety of VENCLEXTA was evaluated in pooled data from three single-arm trials (M13-982, M14-032, and M12-175). Patients received VENCLEXTA 400 mg orally once daily after completing the ramp-up phase (N=352). The median duration of treatment with VENCLEXTA at the time of data analysis was 14.5 months (range: 0 to 50 months). Fifty-two percent of patients received VENCLEXTA for more than 60 weeks.

In the pooled dataset, the median age was 66 years (range: 28 to 85 years), 93% were White, and 68% were male. The median number of prior therapies was 3 (range: 0 to 15).

Serious adverse reactions were reported in 52% of patients, with the most frequent ($\geq 5\%$) being pneumonia (9%), febrile neutropenia (5%), and sepsis (5%). Fatal adverse reactions that occurred in the absence of disease progression and within 30 days of venetoclax treatment were reported in 2% of patients in the VENCLEXTA monotherapy studies, most often (2 patients) from septic shock.

Adverse reactions led to treatment discontinuation in 9% of patients, dose reduction in 13%, and dose interruption in 36%. The most frequent adverse reactions leading to drug discontinuation were thrombocytopenia and autoimmune hemolytic anemia. The most frequent adverse reaction ($\geq 5\%$) leading to dose reductions or interruptions was neutropenia (8%).

Table 13 presents adverse reactions identified in these trials.

Table 13. Adverse Reactions Reported in $\geq 10\%$ (All Grades) or $\geq 5\%$ (Grade ≥ 3) of Patients with Previously Treated CLL/SLL Who Received VENCLEXTA Monotherapy

Adverse Reaction	VENCLEXTA (N = 352)	
	All Grades (%)	Grade ≥ 3 (%)
Blood and lymphatic system disorders		

Neutropenia ^a	50	45
Anemia ^a	33	18
Thrombocytopenia ^a	29	20
Lymphopenia ^a	11	7
Febrile neutropenia	6	6
Gastrointestinal disorders		
Diarrhea	43	3
Nausea	42	1
Abdominal pain ^a	18	3
Vomiting	16	1
Constipation	16	<1
Mucositis ^a	13	<1
Infections and infestations		
Upper respiratory tract infection ^a	36	1
Pneumonia ^a	14	8
Lower respiratory tract infection ^a	11	2
General disorders and administration site conditions		
Fatigue ^a	32	4
Edema ^a	22	2
Pyrexia	18	<1
Musculoskeletal and connective tissue disorders		
Musculoskeletal pain ^a	29	2
Arthralgia	12	<1
Respiratory, thoracic, and mediastinal disorders		
Cough ^a	22	0
Dyspnea ^a	13	1
Nervous system disorders		
Headache	18	<1
Dizziness ^a	14	0
Skin and subcutaneous tissue disorders		
Rash ^a	18	<1
Adverse reactions graded using NCI Common Terminology Criteria for Adverse Events version 4.0.		
^a Includes multiple adverse reaction terms.		

Table 14 presents laboratory abnormalities reported throughout treatment that were new or worsening from baseline. The most common (>5%) Grade 4 laboratory abnormalities observed with VENCLEXTA monotherapy were hematologic laboratory abnormalities, including neutropenia (33%), leukopenia (11%), thrombocytopenia (15%), and lymphopenia (9%).

Table 14. New or Worsening Laboratory Abnormalities in ≥40% (All Grades) or ≥10% (Grade 3 or 4) of Patients with Previously Treated CLL/SLL Who Received VENCLEXTA Monotherapy

Laboratory Abnormality	VENCLEXTA
------------------------	-----------

Laboratory Abnormality	(N = 352)	
	All Grades ^a (%)	Grade 3 or 4 (%)
Hematology		
Leukopenia	89	42
Neutropenia	87	63
Lymphopenia	74	40
Anemia	71	26
Thrombocytopenia	64	31
Chemistry		
Hypocalcemia	87	12
Hyperglycemia	67	7
Hyperkalemia	59	5
AST increased	53	3
Hypoalbuminemia	49	2
Hypophosphatemia	45	11
Hyponatremia	40	9
^a Includes laboratory abnormalities that were new or worsening, or worsening from baseline unknown.		

Important Adverse Reactions in CLL/SLL

Tumor Lysis Syndrome

Tumor lysis syndrome is an important identified risk when initiating VENCLEXTA.

CLL14

The incidence of TLS was 1% (3/212) in patients treated with VEN+G [see *Warnings and Precautions (5.1)*]. All three events of TLS resolved and did not lead to withdrawal from the trial. Obinutuzumab administration was delayed in two cases in response to the TLS events.

MURANO

The incidence of TLS was 3% (6/194) in patients treated with VEN+R. After 77/389 patients were enrolled in the trial, the protocol was amended to incorporate the current TLS prophylaxis and monitoring measures described in sections 2.2 and 2.4 [see *Dosage and Administration (2.2, 2.4)*]. All events of TLS occurred during the VENCLEXTA ramp-up period and were resolved within two days. All six patients completed the ramp-up and reached the recommended daily dose of 400 mg of VENCLEXTA. No clinical TLS was observed in patients who followed the current 5-week ramp-up schedule and TLS prophylaxis and monitoring measures [see *Dosage and Administration (2.2, 2.4)*]. Rates of laboratory abnormalities relevant to TLS for patients treated with VEN+R are presented in Table 12.

Monotherapy Studies (M13-982 and M14-032)

In 168 patients with CLL treated according to recommendations described in sections 2.1 and 2.2, the rate of TLS was 2% [see *Dosage and Administration (2.2, 2.4)*]. All events either met laboratory TLS criteria (laboratory abnormalities that met ≥ 2 of the following within 24 hours of each other: potassium >6 mmol/L, uric acid >476 μ mol/L,

calcium <1.75 mmol/L, or phosphorus >1.5 mmol/L), or were reported as TLS events. The events occurred in patients who had a lymph node(s) ≥ 5 cm and/or absolute lymphocyte count (ALC) $\geq 25 \times 10^9/L$. All events resolved within 5 days. No TLS with clinical consequences such as acute renal failure, cardiac arrhythmias, or sudden death and/or seizures was observed in these patients. All patients had CLcr ≥ 50 mL/min. Laboratory abnormalities relevant to TLS were hyperkalemia (17% all Grades, 1% Grade ≥ 3), hyperphosphatemia (14% all Grades, 2% Grade ≥ 3), hypocalcemia (16% all Grades, 2% Grade ≥ 3), and hyperuricemia (10% all Grades, <1% Grade ≥ 3).

In the initial Phase 1 dose-finding trials, which had shorter (2-3 week) ramp-up phase and higher starting doses, the incidence of TLS was 13% (10/77; 5 laboratory TLS, 5 clinical TLS), including 2 fatal events and 3 events of acute renal failure, 1 requiring dialysis. After this experience, TLS risk assessment, dosing regimen, TLS prophylaxis and monitoring measures were revised [see *Dosage and Administration (2.2, 2.4)*].

Acute Myeloid Leukemia

VENCLEXTA in Combination with Azacitidine

The safety of VENCLEXTA in combination with azacitidine (VEN+AZA) (N=283) versus placebo in combination with azacitidine (PBO+AZA) (N=144) was evaluated in VIALE-A, a double-blind, randomized trial, in patients with newly diagnosed AML [see *Clinical Studies (14.2)*]. At baseline, patients were ≥ 75 years of age or had comorbidities that precluded the use of intensive induction chemotherapy based on at least one of the following criteria: baseline ECOG performance status of 2-3, severe cardiac or pulmonary comorbidity, moderate hepatic impairment, CLcr <45 mL/min, or other comorbidity. Patients were randomized to receive VENCLEXTA 400 mg orally once daily after completion of the ramp-up phase in combination with azacitidine (75 mg/m² either intravenously or subcutaneously on Days 1-7 of each 28-day cycle) or placebo in combination with azacitidine. Among patients who received VEN+AZA, the median duration of exposure to VENCLEXTA was 7.6 months (range: <0.1 to 30.7 months).

Serious adverse reactions were reported in 83% of patients who received VEN+AZA, with the most frequent ($\geq 5\%$) being febrile neutropenia (30%), pneumonia (22%), sepsis (excluding fungal; 19%), and hemorrhage (6%). Fatal adverse reactions occurred in 23% of patients who received VEN+AZA, with the most frequent ($\geq 2\%$) being pneumonia (4%), sepsis (excluding fungal; 3%), and hemorrhage (2%).

Adverse reactions led to permanent discontinuation of VENCLEXTA in 24% of patients, dose reductions in 2%, and dose interruptions in 72%. Adverse reactions which led to discontinuation of VENCLEXTA in $\geq 2\%$ of patients were sepsis (excluding fungal; 3%) and pneumonia (2%). The most frequent adverse reaction leading to dose reduction was pneumonia (0.7%). Adverse reactions which required a dose interruption in $\geq 5\%$ of patients included febrile neutropenia (20%), neutropenia (20%), pneumonia (14%), sepsis (excluding fungal; 11%), and thrombocytopenia (10%). Among patients who achieved bone marrow clearance of leukemia, 53% underwent dose interruptions for absolute neutrophil count (ANC) <500/microliter.

Table 15 presents adverse reactions identified in VIALE-A.

Table 15. Adverse Reactions ($\geq 10\%$) in Patients with AML Who Received VEN+AZA with a Difference Between Arms of $\geq 5\%$ for All Grades or $\geq 2\%$ for Grade 3 or 4 Reactions Compared with PBO+AZA

in VIALE-A

Adverse Reaction	VENCLEXTA + Azacitidine (N = 283)		Placebo + Azacitidine (N = 144)	
	All Grades (%)	Grade 3 or 4 (%)	All Grades (%)	Grade 3 or 4 (%)
Gastrointestinal disorders				
Nausea	44	2	35	<1
Diarrhea ^a	43	5	33	3
Vomiting ^b	30	2	23	<1
Stomatitis ^c	18	1	13	0
Abdominal pain ^d	18	<1	13	0
Blood and lymphatic system disorders				
Febrile neutropenia	42	42	19	19
Musculoskeletal and connective tissue disorders				
Musculoskeletal pain ^e	36	2	28	1
General disorders and administration site conditions				
Fatigue ^f	31	6	23	2
Edema ^g	27	<1	19	0
Vascular disorders				
Hemorrhage ^h	27	7	24	3
Hypotension ⁱ	12	5	8	3
Metabolism and nutrition disorders				
Decreased appetite ^j	25	4	17	<1
Skin and subcutaneous tissue disorders				
Rash ^k	25	1	15	0
Infections and infestations				
Sepsis ^l (excluding fungal)	22	22	16	14
Urinary tract infection ^m	16	6	9	6
Respiratory, thoracic and mediastinal disorders				
Dyspnea ⁿ	18	4	10	2
Nervous system disorders				
Dizziness ^o	17	<1	8	<1

^aIncludes diarrhea and colitis.

^bIncludes vomiting and hematemesis.

^cIncludes stomatitis, mouth ulceration, mucosal inflammation, cheilitis, aphthous ulcer, glossitis, and tongue ulceration.

^dIncludes abdominal pain, abdominal pain upper, abdominal discomfort, and abdominal pain lower.

^eIncludes arthralgia, back pain, pain in extremity, musculoskeletal pain, bone pain, myalgia, neck pain, non-cardiac chest pain, arthritis, musculoskeletal chest pain, musculoskeletal stiffness, spinal pain, and musculoskeletal discomfort.

^fIncludes fatigue and asthenia.

^gIncludes edema peripheral, edema, generalized edema, eyelid edema, face edema, penile edema, periorbital edema, and swelling.

^hIncludes epistaxis, hematuria, conjunctival hemorrhage, hemoptysis, hemorrhoidal hemorrhage, gingival bleeding, mouth hemorrhage, hemorrhage intracranial, vaginal hemorrhage, cerebral hemorrhage, gastrointestinal hemorrhage, muscle hemorrhage, skin hemorrhage, upper gastrointestinal hemorrhage, anal hemorrhage, eye hemorrhage, gastritis hemorrhagic, hemorrhage, hemorrhage urinary tract, hemorrhagic diathesis, hemorrhagic stroke, hemorrhagic vasculitis, lower gastrointestinal hemorrhage, mucosal hemorrhage, penile hemorrhage, post procedural hemorrhage, rectal hemorrhage, retinal hemorrhage, shock hemorrhagic, soft tissue hemorrhage, subdural hemorrhage, tongue hemorrhage, urethral hemorrhage, vessel puncture site hemorrhage, vitreous hemorrhage, and wound hemorrhage.

ⁱIncludes hypotension and orthostatic hypotension.

^jIncludes decreased appetite and hypophagia.

^kIncludes rash, rash maculo-papular, rash macular, drug eruption, rash papular, rash pustular, eczema, rash erythematous, rash pruritic, dermatitis acneiform, rash morbilliform, dermatitis, eczema asteatotic, exfoliative rash, and perivascular dermatitis.

^lIncludes sepsis, escherichia bacteremia, escherichia sepsis, septic shock, bacteremia, staphylococcal bacteremia, klebsiella bacteremia, staphylococcal sepsis, streptococcal bacteremia, enterococcal bacteremia, klebsiella sepsis, pseudomonal bacteremia, pseudomonal sepsis, urosepsis, bacterial sepsis, clostridial sepsis, enterococcal sepsis, neutropenic sepsis, and streptococcal sepsis.

^mIncludes urinary tract infection, escherichia urinary tract infection, cystitis, urinary tract infection enterococcal, urinary tract infection bacterial, pyelonephritis acute, and urinary tract infection pseudomonal.

ⁿIncludes dyspnea, dyspnea exertional, and dyspnea at rest.

^oIncludes dizziness and vertigo.

Other clinically important adverse reactions (All Grades) at $\geq 10\%$ that did not meet criteria for Table 15 or $< 10\%$ are presented below:

Hepatobiliary disorders: cholecystitis/cholelithiasis^a (4%)

Infections and infestations: pneumonia^b (33%)

Metabolism and nutrition disorders: tumor lysis syndrome (1%)

Nervous system disorders: headache^c (11%)

Investigations: weight decreased (13%).

^aIncludes cholecystitis acute, cholelithiasis, cholecystitis, and cholecystitis chronic.

^bIncludes pneumonia, lung infection, pneumonia fungal, pneumonia klebsiella, atypical pneumonia, lower respiratory tract infection, pneumonia viral, lower respiratory tract infection fungal, pneumonia hemophilus, pneumonia pneumococcal, and pneumonia respiratory syncytial viral.

^cIncludes headache and tension headache.

Table 16 presents laboratory abnormalities identified in VIALE-A.

Table 16. New or Worsening Laboratory Abnormalities ($\geq 10\%$) in

Patients with AML Who Received VEN+AZA with a Difference Between Arms of $\geq 5\%$ for All Grades or $\geq 2\%$ for Grade 3 or 4 Reactions Compared with PBO+AZA in VIALE-A

Laboratory Abnormality	VENCLEXTA + Azacitidine		Placebo + Azacitidine	
	All Grades (%)	Grade 3 or 4 (%)	All Grades (%)	Grade 3 or 4 (%)
Hematology				
Neutrophils decreased	98	98	88	81
Platelet decreased	94	88	94	80
Lymphocytes decreased	91	71	72	39
Hemoglobin decreased	61	57	56	52
Chemistry				
Bilirubin increased	53	7	40	4
Calcium decreased	51	6	39	9
Sodium decreased	46	14	47	8
Alkaline phosphatase increased	42	1	29	<1
Blood bicarbonate decreased	31	<1	25	0
The denominator used to calculate the rate varied from 85 to 144 in the PBO+AZA arm and from 125 to 283 in the VEN+AZA arm based on the number of patients with at least one post-treatment value.				

VENCLEXTA in Combination with Azacitidine or Decitabine

The safety of VENCLEXTA in combination with azacitidine (N=67) or decitabine (N=13) was evaluated in M14-358, a non-randomized trial of patients with newly diagnosed AML. At baseline, patients were ≥ 75 years of age, or had comorbidities that precluded the use of intensive induction chemotherapy based on at least one of the following criteria: baseline ECOG performance status of 2-3, severe cardiac or pulmonary comorbidity, moderate hepatic impairment, CLcr <45 mL/min, or other comorbidity [see *Clinical Studies (14.2)*]. Patients received VENCLEXTA 400 mg orally once daily after completion of the ramp-up phase in combination with azacitidine (75 mg/m² either intravenously or subcutaneously on Days 1-7 of each 28-day cycle) or decitabine (20 mg/m² intravenously on Days 1-5 of each 28-day cycle).

Azacitidine

The median duration of exposure to VENCLEXTA when administered in combination with azacitidine was 6.5 months (range: 0.1 to 38.1 months). The safety of VENCLEXTA in combination with azacitidine in this trial is consistent with that of VIALE-A.

Decitabine

The median duration of exposure to VENCLEXTA when administered in combination with decitabine was 8.4 months (range: 0.5 to 39 months).

Serious adverse reactions were reported in 85% of patients who received VENCLEXTA

with decitabine, the most frequent ($\geq 10\%$) being sepsis (excluding fungal; 46%), febrile neutropenia (38%), and pneumonia (31%). One (8%) fatal adverse reaction of bacteremia occurred within 30 days of starting treatment.

Permanent discontinuation of VENCLEXTA due to adverse reactions occurred in 38% of patients. The most frequent adverse reaction leading to permanent discontinuation ($\geq 5\%$) was pneumonia (8%).

Dosage reductions of VENCLEXTA due to adverse reactions occurred in 15% of patients. The most frequent adverse reaction leading to dose reduction ($\geq 5\%$) was neutropenia (15%).

Dosage interruptions of VENCLEXTA due to adverse reactions occurred in 69% of patients. The most frequent adverse reactions leading to dose interruption ($\geq 10\%$) were neutropenia (38%), febrile neutropenia (23%), leukopenia (15%), and pneumonia (15%).

The most common adverse reactions ($\geq 30\%$) were febrile neutropenia (69%), fatigue (62%), constipation (62%), musculoskeletal pain (54%), dizziness (54%), nausea (54%), abdominal pain (46%), diarrhea (46%), pneumonia (46%), sepsis (excluding fungal; 46%), cough (38%), pyrexia (31%), hypotension (31%), oropharyngeal pain (31%), edema (31%), and vomiting (31%). The most common laboratory abnormalities ($\geq 30\%$) were neutrophils decreased (100%), lymphocytes decreased (100%), white blood cells decreased (100%), platelets decreased (92%), calcium decreased (85%), hemoglobin decreased (69%), glucose increased (69%), magnesium decreased (54%), potassium decreased (46%), bilirubin increased (46%), albumin decreased (38%), alkaline phosphatase increased (38%), sodium decreased (38%), ALT increased (31%), creatinine increased (31%), and potassium increased (31%).

VENCLEXTA in Combination with Low-Dose Cytarabine

VIALE-C

The safety of VENCLEXTA in combination with low-dose cytarabine (VEN+LDAC) (N=142) versus placebo with low-dose cytarabine (PBO+LDAC) (N=68) was evaluated in VIALE-C, a double-blind randomized trial in patients with newly diagnosed AML. At baseline, patients were ≥ 75 years of age, or had comorbidities that precluded the use of intensive induction chemotherapy based on at least one of the following criteria: baseline ECOG performance status of 2-3, severe cardiac or pulmonary comorbidity, moderate hepatic impairment, CLcr < 45 mL/min, or other comorbidity [see *Clinical Studies (14.2)*]. Patients were randomized to receive VENCLEXTA 600 mg orally once daily after completion of a 4-day ramp-up phase in combination with low-dose cytarabine (20 mg/m² subcutaneously once daily on Days 1-10 of each 28-day cycle) or placebo in combination with low-dose cytarabine. Among patients who received VEN+LDAC, the median duration of exposure to VENCLEXTA was 3.9 months (range: < 0.1 to 17.1 months).

Serious adverse reactions were reported in 65% of patients who received VEN+LDAC, with the most frequent ($\geq 10\%$) being pneumonia (17%), febrile neutropenia (16%), and sepsis (excluding fungal; 12%). Fatal adverse reactions occurred in 23% of patients who received VEN+LDAC, with the most frequent ($\geq 5\%$) being pneumonia (6%) and sepsis (excluding fungal; 7%).

Adverse reactions led to permanent discontinuation of VENCLEXTA in 25% of patients, dose reductions in 9%, and dose interruptions in 63%. The most frequent adverse

reaction (>2%) which resulted in permanent discontinuation of VENCLEXTA was pneumonia (6%). Adverse reactions which required a dose reduction in $\geq 1\%$ of patients were pneumonia (1%) and thrombocytopenia (1%), and the adverse reactions which required a dose interruption in $\geq 5\%$ of patients included neutropenia (20%), thrombocytopenia (15%), pneumonia (8%), febrile neutropenia (6%), and sepsis (excluding fungal; 6%). Among patients who achieved bone marrow clearance of leukemia, 32% underwent dose interruptions for ANC <500/microliter.

Table 17 presents adverse reactions identified in VIALE-C.

Table 17. Adverse Reactions ($\geq 10\%$) in Patients with AML Who Received VEN+LDAC with a Difference Between Arms of $\geq 5\%$ for All Grades or $\geq 2\%$ for Grade 3 or 4 Compared with PBO+LDAC in VIALE-C

Adverse Reaction	VENCLEXTA + Low-Dose Cytarabine (N = 142)		Placebo + Low-Dose Cytarabine (N = 68)	
	All Grades (%)	Grade 3 or 4 (%)	All Grades (%)	Grade 3 or 4 (%)
Gastrointestinal disorders				
Nausea	42	1	31	0
Diarrhea	28	3	16	0
Vomiting	25	<1	13	0
Abdominal pain ^a	15	<1	9	3
Stomatitis ^b	15	1	6	0
Blood and lymphatic system disorders				
Febrile neutropenia	32	32	29	29
Infections and infestations				
Pneumonia ^c	29	19	21	21
Vascular Disorders				
Hemorrhage ^d	27	8	16	1
Hypotension ^e	11	5	4	1
Musculoskeletal and connective tissue disorders				
Musculoskeletal pain ^f	23	3	18	0
General Disorders and Administration Site Conditions				
Fatigue ^g	22	2	21	0
Nervous System Disorders				
Headache	11	0	6	0

^aIncludes abdominal pain, abdominal pain upper, abdominal discomfort, and abdominal pain lower.

^bIncludes stomatitis, mouth ulceration, aphthous ulcer, glossitis, mucosal inflammation, and tongue ulceration.

^cIncludes pneumonia, lung infection, lower respiratory tract infection, pneumonia fungal, lower respiratory tract infection fungal, pneumocystis jirovecii pneumonia, pneumonia aspiration, pneumonia cytomegaloviral, and pneumonia pseudomonal.

^dIncludes epistaxis, conjunctival hemorrhage, hemoptysis, gastrointestinal

hemorrhage, gingival bleeding, mouth hemorrhage, upper gastrointestinal hemorrhage, hematuria, retinal hemorrhage, catheter site hemorrhage, cerebral hemorrhage, gastric hemorrhage, gastritis hemorrhagic, hemorrhage intracranial, hemorrhage subcutaneous, lip hemorrhage, mucosal hemorrhage, pharyngeal hemorrhage, post procedural hemorrhage, pulmonary alveolar hemorrhage, pulmonary hemorrhage, tooth pulp hemorrhage, uterine hemorrhage, and vascular access site hemorrhage.

^eIncludes hypotension and orthostatic hypotension.

^fIncludes back pain, arthralgia, pain in extremity, musculoskeletal pain, myalgia, neck pain, non-cardiac chest pain, arthritis, bone pain, musculoskeletal chest pain, and spinal pain.

^gIncludes fatigue and asthenia.

Other clinically important adverse reactions (All Grades) at $\geq 10\%$ that did not meet criteria for Table 17 or $< 10\%$ are presented below:

Hepatobiliary disorders: cholecystitis/cholelithiasis^a (1%)

Infections and infestations: sepsis^b (excluding fungal; 15%), urinary tract infection^c (8%)

Metabolism and nutrition disorders: decreased appetite (19%), tumor lysis syndrome (6%)

Nervous system disorders: dizziness^d (9%)

Respiratory, thoracic, and mediastinal disorders: dyspnea^e (10%)

Investigations: weight decreased (9%).

^aIncludes cholecystitis and cholecystitis acute.

^bIncludes sepsis, bacteremia, septic shock, neutropenic sepsis, staphylococcal bacteremia, streptococcal bacteremia, bacterial sepsis, Escherichia bacteremia, pseudomonal bacteremia, and staphylococcal sepsis.

^cIncludes urinary tract infection and escherichia urinary tract infection.

^dIncludes dizziness and vertigo.

^eIncludes dyspnea and dyspnea exertional.

Table 18 describes laboratory abnormalities identified in VIALE-C.

Table 18. New or Worsening Laboratory Abnormalities ($\geq 10\%$) in Patients with AML Who Received VEN+LDAC with Difference Between Arms of $\geq 5\%$ for All Grades or $\geq 2\%$ for Grade 3 or 4 Reactions Compared with PBO+LDAC in VIALE-C

Laboratory Abnormality	VENCLEXTA + Low-Dose Cytarabine		Placebo + Low-Dose Cytarabine	
	All Grades (%)	Grade 3 or 4 (%)	All Grades (%)	Grade 3 or 4 (%)
Hematology				
Platelets decreased	97	95	92	90

Neutrophils decreased	95	92	82	71
Lymphocytes decreased	92	69	65	24
Hemoglobin decreased	63	57	57	54
Chemistry				
Bilirubin increased	61	7	38	7
Albumin decreased	61	6	43	4
Potassium decreased	56	16	42	14
Calcium decreased	53	8	45	13
Glucose increased	52	13	59	9
AST increased	36	6	37	1
Alkaline phosphatase increased	34	1	26	1
ALT increased	30	4	26	1
Sodium increased	11	3	6	1
The denominator used to calculate the rate varied from 38 to 68 in the PBO+LDAC arm and from 65 to 142 in the VEN+LDAC arm based on the number of patients with at least one post-treatment value.				

M14-387

The safety of VENCLEXTA in combination with low-dose cytarabine (N=61) was evaluated in M14-387, a non-randomized, open-label trial of patients with newly diagnosed AML [see *Clinical Studies (14.2)*]. At baseline, patients were ≥ 75 years of age, or had comorbidities that precluded the use of intensive induction chemotherapy based on at least one of the following criteria: baseline ECOG performance status of 2-3, severe cardiac or pulmonary comorbidity, moderate hepatic impairment, CLcr < 45 mL/min, or other comorbidity. Patients received VENCLEXTA 600 mg orally once daily after completion of the ramp-up phase in combination with low-dose cytarabine (20mg/m² subcutaneously on Days 1-10 of each 28-day cycle). The safety of VENCLEXTA in combination with low-dose cytarabine is consistent with that of VIALE-C.

7 DRUG INTERACTIONS

7.1 Effects of Other Drugs on VENCLEXTA

Strong or Moderate CYP3A Inhibitors or P-gp Inhibitors

Concomitant use with a strong or moderate CYP3A inhibitor or a P-gp inhibitor increases venetoclax C_{max} and AUC_{0-INF} [see *Clinical Pharmacology (12.3)*], which may increase VENCLEXTA toxicities, including the risk of TLS [see *Warnings and Precautions (5.1)*].

Concomitant use with a strong CYP3A inhibitor at initiation and during the ramp-up phase in patients with CLL/SLL is contraindicated [see *Contraindications (4)*].

In patients with CLL/SLL taking a steady daily dosage (after ramp-up phase), consider alternative medications or adjust VENCLEXTA dosage and monitor more frequently for adverse reactions [see *Dosage and Administration (2.5, 2.6)*].

In patients with AML, adjust VENCLEXTA dosage and monitor more frequently for adverse reactions [see *Dosage and Administration (2.5, 2.6)*].

Resume the VENCLEXTA dosage that was used prior to concomitant use with a strong or moderate CYP3A inhibitor or a P-gp inhibitor 2 to 3 days after discontinuation of the inhibitor [see *Dosage and Administration (2.5, 2.6)*].

Avoid grapefruit products, Seville oranges, and starfruit during treatment with VENCLEXTA, as they contain inhibitors of CYP3A.

Strong or Moderate CYP3A Inducers

Concomitant use with a strong CYP3A inducer decreases venetoclax C_{max} and AUC_{0-12h} [see *Clinical Pharmacology (12.3)*], which may decrease VENCLEXTA efficacy. Avoid concomitant use of VENCLEXTA with strong CYP3A inducers or moderate CYP3A inducers.

7.2 Effect of VENCLEXTA on Other Drugs

Warfarin

Concomitant use of VENCLEXTA increases warfarin C_{max} and AUC_{0-12h} [see *Clinical Pharmacology (12.3)*], which may increase the risk of bleeding. Monitor international normalized ratio (INR) more frequently in patients using warfarin concomitantly with VENCLEXTA.

P-gp Substrates

Concomitant use of VENCLEXTA increases C_{max} and AUC_{0-12h} of P-gp substrates [see *Clinical Pharmacology (12.3)*], which may increase toxicities of these substrates. Avoid concomitant use of VENCLEXTA with a P-gp substrate. If a concomitant use is unavoidable, separate dosing of the P-gp substrate at least 6 hours before VENCLEXTA.

8 USE IN SPECIFIC POPULATIONS

8.1 Pregnancy

Risk Summary

Based on findings in animals and its mechanism of action [see *Clinical Pharmacology (12.1)*], VENCLEXTA may cause embryo-fetal harm when administered to a pregnant woman. There are no available data on VENCLEXTA use in pregnant women to inform a drug-associated risk. Administration of venetoclax to pregnant mice during the period of organogenesis was fetotoxic at exposures 1.2 times the human exposure at the recommended dose of 400 mg daily based on AUC. Advise pregnant women of the potential risk to a fetus.

The estimated background risk of major birth defects and miscarriage for the indicated population is unknown. All pregnancies have a background risk of birth defect, loss, or other adverse outcomes. In the U.S. general population, the estimated background risk of major birth defects and miscarriage in clinically recognized pregnancies is 2% to 4% and 15% to 20%, respectively.

Data

Animal data

In embryo-fetal development studies, venetoclax was administered to pregnant mice

and rabbits during the period of organogenesis. In mice, venetoclax was associated with increased post-implantation loss and decreased fetal body weight at 150 mg/kg/day (maternal exposures approximately 1.2 times the human exposure at the recommended dose of 400 mg once daily). No teratogenicity was observed in either the mouse or the rabbit.

8.2 Lactation

Risk Summary

There are no data on the presence of VENCLEXTA in human milk or the effects on the breastfed child or milk production. Venetoclax was present in the milk when administered to lactating rats (*see Data*).

Because of the potential for serious adverse reactions in a breastfed child, advise women not to breastfeed during treatment with VENCLEXTA and for 1 week after the last dose.

Data

Animal Data

Venetoclax was administered (single dose; 150 mg/kg oral) to lactating rats 8 to 10 days post-parturition. Venetoclax in milk was 1.6 times lower than in plasma. Parent drug (venetoclax) represented the majority of the total drug-related material in milk, with trace levels of three metabolites.

8.3 Females and Males of Reproductive Potential

VENCLEXTA may cause fetal harm when administered to pregnant women [*see Use in Specific Populations (8.1)*].

Pregnancy Testing

Verify pregnancy status in females of reproductive potential prior to initiating VENCLEXTA.

Contraception

Advise females of reproductive potential to use effective contraception during treatment with VENCLEXTA and for 30 days after the last dose.

Infertility

Based on findings in animals, VENCLEXTA may impair male fertility [*see Nonclinical Toxicology (13.1)*].

8.4 Pediatric Use

The safety and effectiveness of VENCLEXTA have not been established in pediatric patients.

Juvenile Animal Toxicity Data

In a juvenile toxicology study, mice were administered venetoclax at 10, 30, or 100 mg/kg/day by oral gavage from 7 to 60 days of age. Clinical signs of toxicity included decreased activity, dehydration, skin pallor, and hunched posture at ≥ 30 mg/kg/day. In addition, mortality and body weight effects occurred at 100 mg/kg/day. Other

venetoclax-related effects were reversible decreases in lymphocytes at ≥ 10 mg/kg/day; a dose of 10 mg/kg/day is approximately 0.06 times the clinical dose of 400 mg on a mg/m² basis for a 20 kg child.

8.5 Geriatric Use

Chronic Lymphocytic Leukemia/Small Lymphocytic Lymphoma

Of the 352 patients with previously treated CLL/SLL evaluated for safety from 3 open-label trials of VENCLEXTA monotherapy, 57% (201/352) were ≥ 65 years of age and 18% (62/352) were ≥ 75 years of age.

No clinically meaningful differences in safety and effectiveness were observed between older and younger patients in the combination and monotherapy studies.

Acute Myeloid Leukemia

Of the 283 patients who received VENCLEXTA with azacitidine in VIALE-A, 96% were ≥ 65 years of age and 60% were ≥ 75 years of age.

Of the 13 patients who received VENCLEXTA in combination with decitabine in M14-358, 100% were ≥ 65 years of age and 62% were ≥ 75 years of age.

Of the 142 patients who received VENCLEXTA in combination with low-dose cytarabine in VIALE-C, 92% were ≥ 65 years of age and 57% were ≥ 75 years of age.

Clinical studies of VENCLEXTA in patients with AML did not include sufficient numbers of younger adults to determine if patients 65 years of age and older respond differently from younger adults.

8.6 Renal Impairment

Due to the increased risk of TLS, patients with reduced renal function (CLcr < 80 mL/min, calculated by Cockcroft-Gault formula) require more intensive prophylaxis and monitoring to reduce the risk of TLS when initiating treatment with VENCLEXTA [see *Dosage and Administration* (2.1, 2.2, 2.3, 2.4) and *Warnings and Precautions* (5.1)].

No dose adjustment is recommended for patients with mild, moderate or severe renal impairment (CLcr ≥ 15 mL/min) [see *Clinical Pharmacology* (12.3)].

8.7 Hepatic Impairment

No dose adjustment is recommended for patients with mild (Child-Pugh A) or moderate (Child-Pugh B) hepatic impairment.

Reduce the dose of VENCLEXTA for patients with severe hepatic impairment (Child-Pugh C); monitor these patients more frequently for adverse reactions [see *Dosage and Administration* (2.5, 2.7) and *Clinical Pharmacology* (12.3)].

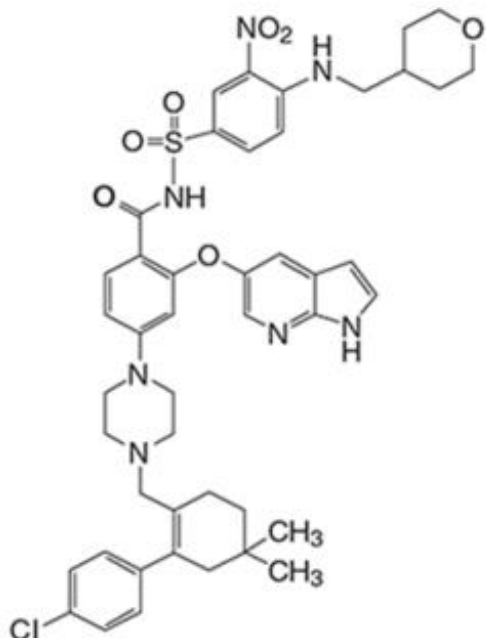
10 OVERDOSAGE

There is no specific antidote for VENCLEXTA. For patients who experience overdose, closely monitor and provide appropriate supportive treatment; during ramp-up phase interrupt VENCLEXTA and monitor carefully for signs and symptoms of TLS along with other toxicities [see *Dosage and Administration* (2.2, 2.3, 2.4, 2.5)]. Based on venetoclax

large volume of distribution and extensive protein binding, dialysis is unlikely to result in significant removal of venetoclax.

11 DESCRIPTION

Venetoclax is a BCL-2 inhibitor. It is a light yellow to dark yellow solid with the empirical formula $C_{45}H_{50}ClN_7O_7S$ and a molecular weight of 868.44. Venetoclax is described chemically as 4-(4-{[2-(4-chlorophenyl)-4,4-dimethylcyclohex-1-en-1-yl]methyl}piperazin-1-yl)-*N*-({3-nitro-4-[(tetrahydro-2*H*-pyran-4-ylmethyl)amino]phenyl}sulfonyl)-2-(1*H*-pyrrolo[2,3-*b*]pyridin-5-yloxy)benzamide) and has the following chemical structure:



Venetoclax has very low aqueous solubility.

VENCLEXTA tablets for oral use are supplied as pale yellow or beige tablets that contain 10, 50, or 100 mg venetoclax as the active ingredient. Each tablet also contains the following inactive ingredients: copovidone, colloidal silicon dioxide, polysorbate 80, sodium stearyl fumarate, and calcium phosphate dibasic. In addition, the 10 mg and 100 mg coated tablets include the following: iron oxide yellow, polyvinyl alcohol, polyethylene glycol, talc, and titanium dioxide. The 50 mg coated tablets also include the following: iron oxide yellow, iron oxide red, iron oxide black, polyvinyl alcohol, talc, polyethylene glycol and titanium dioxide. Each tablet is debossed with “V” on one side and “10”, “50” or “100” corresponding to the tablet strength on the other side.

12 CLINICAL PHARMACOLOGY

12.1 Mechanism of Action

Venetoclax is a selective and orally bioavailable small-molecule inhibitor of BCL-2, an anti-apoptotic protein. Overexpression of BCL-2 has been demonstrated in CLL and AML cells where it mediates tumor cell survival and has been associated with resistance to chemotherapeutics. Venetoclax helps restore the process of apoptosis by binding

directly to the BCL-2 protein, displacing pro-apoptotic proteins like BIM, triggering mitochondrial outer membrane permeabilization and the activation of caspases. In nonclinical studies, venetoclax has demonstrated cytotoxic activity in tumor cells that overexpress BCL-2.

12.2 Pharmacodynamics

Based on the exposure response analyses for efficacy, a relationship between drug exposure and a greater likelihood of response was observed in clinical studies in patients with CLL/SLL, and in patients with AML. Based on the exposure response analyses for safety, a relationship between drug exposure and a greater likelihood of some safety events was observed in clinical studies in patients with AML. No exposure-safety relationship was observed in patients with CLL/SLL at doses up to 1200 mg given as monotherapy and up to 600 mg given in combination with rituximab.

Cardiac Electrophysiology

The effect of multiple doses of VENCLEXTA up to 1200 mg once daily (2 times the maximum approved recommended dosage) on the QTc interval was evaluated in an open-label, single-arm trial in 176 patients with previously treated hematologic malignancies. VENCLEXTA had no large effect on QTc interval (i.e., >20 ms) and there was no relationship between venetoclax exposure and change in QTc interval.

12.3 Pharmacokinetics

Venetoclax mean (\pm standard deviation) steady state C_{\max} was 2.1 ± 1.1 mcg/mL and AUC_{0-24h} was 32.8 ± 16.9 mcg•h/mL following administration of 400 mg once daily with a low-fat meal. Venetoclax steady state AUC increased proportionally over the dose range of 150 to 800 mg (0.25 to 1.33 times the maximum approved recommended dosage). The pharmacokinetics of venetoclax does not change over time.

Absorption

Maximum plasma concentration of venetoclax was reached 5 to 8 hours following multiple oral administration under fed conditions.

Effect of Food

Administration with a low-fat meal (approximately 512 kilocalories, 25% fat calories, 60% carbohydrate calories, and 15% protein calories) increased venetoclax exposure by approximately 3.4-fold and administration with a high-fat meal (approximately 753 kilocalories, 55% fat calories, 28% carbohydrate calories, and 17% protein calories) increased venetoclax exposure by 5.1- to 5.3-fold compared with fasting conditions.

Distribution

Venetoclax is highly bound to human plasma protein with unbound fraction in plasma <0.01 across a concentration range of 1-30 micromolar (0.87-26 mcg/mL). The mean blood-to-plasma ratio was 0.57. The apparent volume of distribution ($V_{d_{SS}}/F$) of venetoclax ranged from 256-321 L in patients.

Elimination

The terminal elimination half-life of venetoclax was approximately 26 hours.

Metabolism

Venetoclax is predominantly metabolized by CYP3A *in vitro*. The major metabolite identified in plasma, M27, has an inhibitory activity against BCL-2 that is at least 58-fold lower than venetoclax *in vitro* and its AUC represented 80% of the parent AUC.

Excretion

After single oral dose of radiolabeled [¹⁴C]-venetoclax 200 mg to healthy subjects, >99.9% of the dose was recovered in feces (21% as unchanged) and <0.1% in urine within 9 days.

Specific Populations

No clinically significant differences in the pharmacokinetics of venetoclax were observed based on age (19 to 93 years), sex, weight, mild to severe renal impairment (CLcr 15 to 89 mL/min, calculated by Cockcroft-Gault), or mild to moderate hepatic impairment (normal total bilirubin and aspartate transaminase (AST) > upper limit of normal (ULN) or total bilirubin 1 to 3 times ULN). The effect of end-stage renal disease (CLcr <15 mL/min) or dialysis on venetoclax pharmacokinetics is unknown.

Racial or Ethnic Groups

No clinically significant differences in the pharmacokinetics of venetoclax were observed in White, Black, and Asian patients enrolled in the United States. Of 771 patients with AML, Asian patients from Asian countries [China (5.6%), Japan (5.5%), South Korea (2.1%), and Taiwan (0.9%)] had 63% higher venetoclax exposure than non-Asian populations.

Patients with Hepatic Impairment

Following a single dose of VENCLEXTA 50 mg, venetoclax systemic exposure (AUC_{0-INF}) was 2.7-fold higher in subjects with severe hepatic impairment (Child-Pugh C) compared to subjects with normal hepatic function [see *Dosage and Administration (2.7) and Use in Specific Populations (8.7)*]. No clinically relevant differences in venetoclax systemic exposure were observed between subjects with mild or moderate hepatic impairment and subjects with normal hepatic function.

Drug Interactions Studies

Clinical Studies

No clinically significant differences in venetoclax pharmacokinetics were observed when coadministered with azacitidine, azithromycin, cytarabine, decitabine, gastric acid reducing agents, obinutuzumab, or rituximab.

Ketoconazole

Concomitant use of ketoconazole (a strong CYP3A, P-gp, and BCRP inhibitor) 400 mg once daily for 7 days increased venetoclax C_{max} by 130% and AUC_{0-INF} by 540% [see *Drug Interactions (7.1)*].

Ritonavir

Concomitant use of ritonavir (a strong CYP3A, P-gp, and OATP1B1/B3 inhibitor) 50 mg once daily for 14 days increased venetoclax C_{max} by 140% and AUC by 690% [see *Drug Interactions (7.1)*].

Posaconazole

Concomitant use of posaconazole (a strong CYP3A and P-gp inhibitor) 300 mg with VENCLEXTA 50 mg and 100 mg for 7 days resulted in 61% and 86% higher venetoclax C_{max} , respectively, compared with VENCLEXTA 400 mg administered alone. The venetoclax AUC_{0-24h} was 90% and 144% higher, respectively [see *Drug Interactions (7.1)*].

Rifampin

Concomitant use of a single dose of rifampin (an OATP1B1/1B3 and P-gp inhibitor) 600 mg increased venetoclax C_{max} by 106% and AUC_{0-INF} by 78%. Concomitant use of multiple doses of rifampin (as a strong CYP3A inducer) 600 mg once daily for 13 days decreased venetoclax C_{max} by 42% and AUC_{0-INF} by 71% [see *Drug Interactions (7.1)*].

Warfarin

Concomitant use of a single 400 mg dose of VENCLEXTA with 5 mg of warfarin resulted in 18% to 28% increase in C_{max} and AUC_{0-INF} of R-warfarin and S-warfarin [see *Drug Interactions (7.2)*].

Digoxin

Concomitant use of a single dose of VENCLEXTA 100 mg with digoxin (a P-gp substrate) 0.5 mg increased digoxin C_{max} by 35% and AUC_{0-INF} by 9% [see *Drug Interactions (7.2)*].

In Vitro Studies

Venetoclax is not an inhibitor or inducer of CYP1A2, CYP2B6, CYP2C19, CYP2D6, or CYP3A4. Venetoclax is a weak inhibitor of CYP2C8, CYP2C9, and UGT1A1.

Venetoclax is not an inhibitor of UGT1A4, UGT1A6, UGT1A9, or UGT2B7.

Venetoclax is an inhibitor and substrate of P-gp and BCRP and weak inhibitor of OATP1B1.

Venetoclax is not an inhibitor of OATP1B3, OCT1, OCT2, OAT1, OAT3, MATE1, or MATE2K.

13 NONCLINICAL TOXICOLOGY

13.1 Carcinogenesis, Mutagenesis, Impairment of Fertility

Neither venetoclax nor M27, a major human metabolite, were carcinogenic in a 6-month transgenic (Tg.rasH2) mouse study at oral doses up to 400 mg/kg/day of venetoclax, and at a single oral dose level of 250 mg/kg/day of M27.

Venetoclax was not mutagenic in an in vitro bacterial mutagenicity (Ames) assay, did not induce numerical or structural aberrations in an in vitro chromosome aberration assay using human peripheral blood lymphocytes, and was not clastogenic in an in vivo mouse bone marrow micronucleus assay at doses up to 835 mg/kg. The M27 metabolite was negative for genotoxic activity in in vitro Ames and chromosome aberration assays.

Fertility and early embryonic development studies were conducted in male and female mice. These studies evaluate mating, fertilization, and embryonic development through implantation. There were no effects of venetoclax on estrous cycles, mating, fertility, corpora lutea, uterine implants or live embryos per litter at dosages up to 600

mg/kg/day. However, a risk to human male fertility exists based on testicular toxicity (germ cell loss) observed in dogs at exposures as low as 0.5 times the human AUC exposure at a dose of 400 mg.

13.2 Animal Toxicology and/or Pharmacology

In dogs, venetoclax caused single-cell necrosis in various tissues, including the gallbladder, exocrine pancreas, and stomach with no evidence of disruption of tissue integrity or organ dysfunction; these findings were minimal to mild in magnitude. Following a 4-week dosing period and subsequent 4-week recovery period, minimal single-cell necrosis was still present in some tissues and reversibility has not been assessed following longer periods of dosing or recovery.

In addition, after approximately 3 months of daily dosing in dogs, venetoclax caused progressive white discoloration of the hair coat due to loss of melanin pigment.

14 CLINICAL STUDIES

14.1 Chronic Lymphocytic Leukemia/Small Lymphocytic Lymphoma

In Combination with Obinutuzumab

CLL14 (BO25323) was a randomized (1:1), multicenter, open-label, actively controlled trial (NCT02242942) that evaluated the efficacy and safety of VENCLEXTA in combination with obinutuzumab (VEN+G) versus obinutuzumab in combination with chlorambucil (GClb) for patients with previously untreated CLL with coexisting medical conditions (total Cumulative Illness Rating Scale [CIRS] score >6 or CLCr <70 mL/min). The trial required hepatic transaminases and total bilirubin \leq 2 times upper limit of normal and excluded patients with Richter's transformation or any individual organ/system impairment score of 4 by CIRS except eye, ear, nose, and throat organ system.

All patients received obinutuzumab at 1000 mg on Days 1 (the first dose could be split as 100 mg and 900 mg on Days 1 and 2), 8 and 15 of Cycle 1, and on Day 1 of each subsequent cycle for a total of 6 cycles. Patients in the VEN+G arm began the VENCLEXTA 5-week ramp-up dosing schedule [see *Dosage and Administration (2.2, 2.4)*] on Day 22 of Cycle 1 and received VENCLEXTA 400 mg orally once daily from Cycle 3 Day 1 until the last day of Cycle 12. Patients randomized to the GClb arm received chlorambucil 0.5 mg/kg orally on Day 1 and Day 15 of Cycles 1 to 12. Each cycle was 28 days.

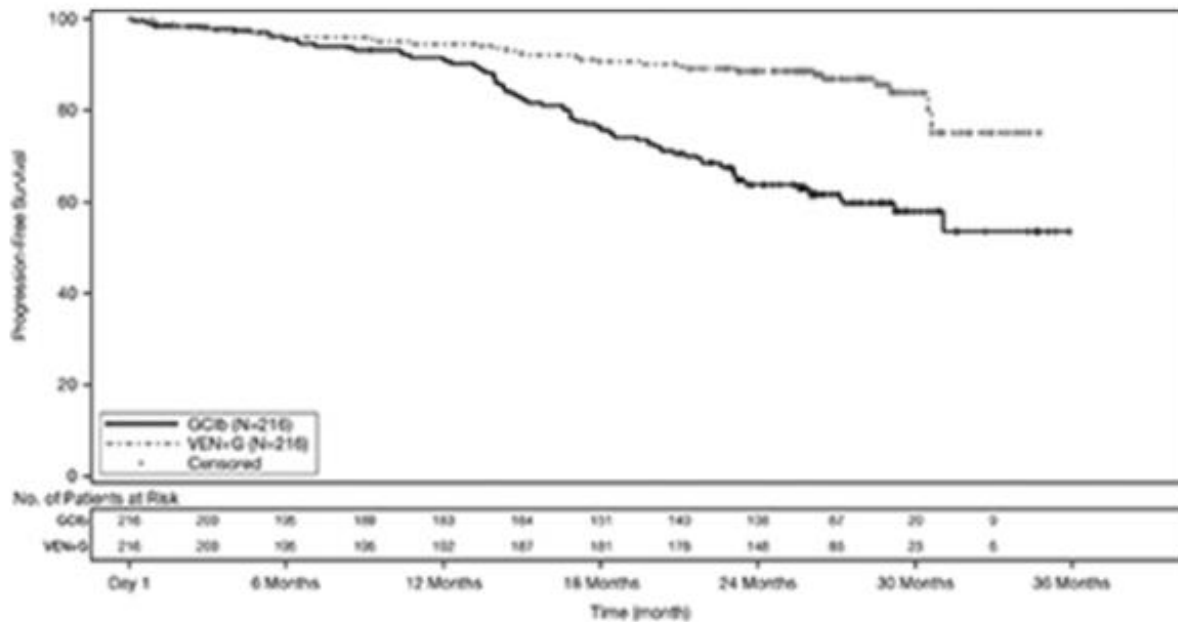
A total of 432 patients were randomized, 216 to each arm. Baseline demographic and disease characteristics were similar between the arms. The median age was 72 years (range: 41 to 89 years), 89% were White, 67% were male; 36% and 43% were Binet stage B and C, respectively, and 88% had Eastern Cooperative Oncology Group (ECOG) performance status <2. The median CIRS score was 8.0 (range: 0 to 28) and 58% of patients had CLCr <70 mL/min. A 17p deletion was detected in 8% of patients, *TP53* mutations in 10%, 11q deletion in 19%, and unmutated *IgVH* in 57%.

Efficacy was based on progression-free survival (PFS) as assessed by an Independent Review Committee (IRC). The median duration of follow-up for PFS was 28 months (range: 0 to 36 months). Efficacy results for CLL14 are shown in Table 19. The Kaplan-Meier curve for PFS is shown in Figure 1.

Table 19. Efficacy Results in CLL14

Endpoint	VENCLEXTA + Obinutuzumab (N = 216)	Obinutuzumab + Chlorambucil (N = 216)
Progression-free survival^a		
Number of events, n (%)	29 (13)	79 (37)
Disease progression	14 (6)	71 (33)
Death	15 (7)	8 (4)
Median, months	Not Reached	Not Reached
HR (95% CI) ^b	0.33 (0.22, 0.51)	
p-value ^b	<0.0001	
Response rate^c, n (%)		
ORR ^d	183 (85)	154 (71)
95% CI	(79, 89)	(65, 77)
CR	100 (46)	47 (22)
CR+CRi ^d	107 (50)	50 (23)
PR	76 (35)	104 (48)
CI = confidence interval; CR = complete remission; CRi = complete remission with incomplete marrow recovery; HR = hazard ratio; ORR = overall response rate (CR + CRi + PR); PR = partial remission. ^a From randomization until earliest event of disease progression or death due to any cause. IRC-assessed; Kaplan-Meier estimate. ^b HR estimate is based on Cox-proportional hazards model stratified by Binet Stage and geographic region; p-value based on log rank test stratified by the same factors. ^c Per 2008 International Workshop for Chronic Lymphocytic Leukemia (IWCLL) guidelines. ^d p-values based on Cochran-Mantel-Haenszel test; p=0.0007 for ORR; p<0.0001 for CR+CRi.		

Figure 1. Kaplan-Meier Curve of IRC-Assessed Progression-free Survival in CLL14



At the time of analysis, median overall survival (OS) had not been reached, with fewer than 10% of patients experiencing an event. The median duration of follow-up for OS was 28 months.

Minimal residual disease (MRD) was evaluated using allele-specific oligonucleotide polymerase chain reaction (ASO-PCR). The definition of negative status was less than one CLL cell per 10^4 leukocytes. Rates of MRD negativity 3 months after the completion of treatment regardless of response and in patients who achieved CR are shown in Table 20. At this assessment, 134 patients in the VEN+G arm who were MRD negative in peripheral blood had matched bone marrow specimens; of these, 122 patients (91%) were MRD negative in both peripheral blood and bone marrow.

Table 20. Minimal Residual Disease Negativity Rates Three Months After the Completion of Treatment in CLL14

	VENCLEXTA + Obinutuzumab	Obinutuzumab + Chlorambucil
MRD negativity rate (ITT population)		
N	216	216
Bone marrow, n (%)	123 (57)	37 (17)
95% CI	(50, 64)	(12, 23)
p-value ^a	<0.0001	
Peripheral blood, n (%)	163 (76)	76 (35)
95% CI	(69, 81)	(29, 42)
p-value ^a	<0.0001	
MRD negativity rate in patients with CR		
N	100	47
Bone marrow, n (%)	69 (69)	21 (45)
95% CI	(59, 78)	(30, 60)
p-value ^a	0.0048	
Peripheral blood, n (%)	87 (87)	29 (62)

95% CI	(79, 93)	(46, 75)
p-value ^a	0.0005	
CI = confidence interval; CR = complete remission. ^a p-value based on Chi-square test.		

Twelve months after the completion of treatment, MRD negativity rates in peripheral blood were 58% (126/216) in patients treated with VEN+G and 9% (20/216) in patients treated with GClb.

In Combination with Rituximab

MURANO was a randomized (1:1), multicenter, open-label trial (NCT02005471) that evaluated the efficacy and safety of VENCLEXTA in combination with rituximab (VEN+R) versus bendamustine in combination with rituximab (B+R) in patients with CLL who had received at least one line of prior therapy. Patients in the VEN+R arm completed the VENCLEXTA 5-week ramp-up dosing schedule [see *Dosage and Administration (2.2, 2.4)*] and received VENCLEXTA 400 mg orally once daily for 24 months from Cycle 1 Day 1 of rituximab in the absence of disease progression or unacceptable toxicity. Rituximab was initiated after the 5-week dose ramp-up at a dose of 375 mg/m² intravenously on Day 1 of Cycle 1 and 500 mg/m² intravenously on Day 1 of Cycles 2-6. Patients randomized to B+R received bendamustine 70 mg/m² intravenously on Days 1 and 2 for 6 cycles in combination with rituximab at the above described dose and schedule. Each cycle was 28 days.

A total of 389 patients were randomized: 194 to the VEN+R arm and 195 to the B+R arm. Baseline demographic and disease characteristics were similar between the VEN+R and B+R arms. The median age was 65 years (range: 22 to 85 years), 97% were White, 74% were male, and 99% had ECOG performance status <2. Median prior lines of therapy was 1 (range: 1 to 5); 59% had received 1 prior therapy, 26% had received 2 prior therapies, and 16% had received 3 or more prior therapies. Prior therapies included alkylating agents (94%), anti-CD20 antibodies (77%), B-cell receptor pathway inhibitors (2%), and prior purine analogs (81%, including fludarabine/cyclophosphamide/rituximab in 55%). A 17p deletion was detected in 24% of patients, TP53 mutations in 25%, 11q deletion in 32%, and unmutated *IgVH* in 63%.

Efficacy was based on PFS as assessed by an IRC. The median follow-up for PFS was 23.4 months (range: 0 to 37.4+ months). Efficacy results for MURANO are shown in Table 21. The Kaplan-Meier curve for PFS is shown in Figure 2.

Table 21. IRC-Assessed Efficacy Results in MURANO

Endpoint	VENCLEXTA + Rituximab (N = 194)	Bendamustine + Rituximab (N = 195)
Progression-free survival^a		
Number of events, n (%)	35 (18)	106 (54)
Disease progression, n	26	91
Death events, n	9	15
Median months (95% CI)	23.4 (18.8, 28.0)	23.4 (18.8, 28.0)

Median, MONTHS (95% CI)	Not Reached	18.1 (15.8, 22.3)
HR (95% CI) ^b	0.19 (0.13, 0.28)	
p-value ^b	<0.0001	
Response rate^c, n (%)		
ORR	179 (92)	141 (72)
95% CI	(88, 96)	(65, 78)
CR+CRi	16 (8)	7 (4)
nPR	3 (2)	1 (1)
PR	160 (82)	133 (68)

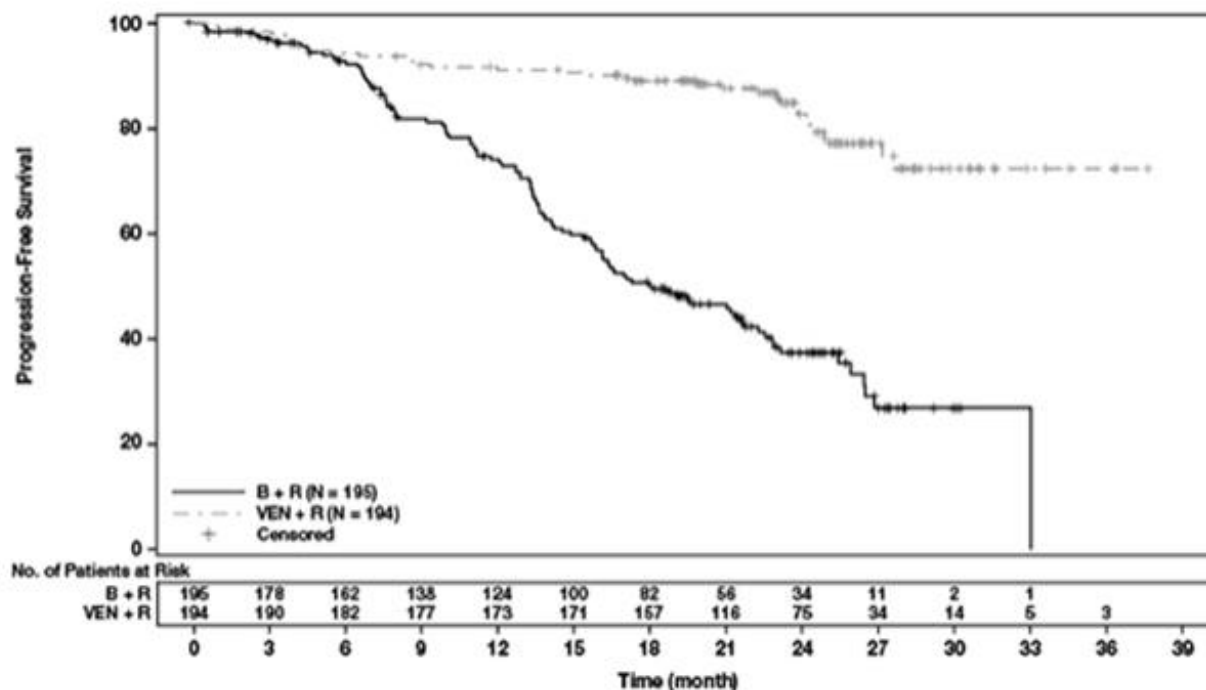
CI = confidence interval; CR = complete remission; CRi = complete remission with incomplete marrow recovery; HR = hazard ratio; nPR = nodular partial remission; ORR = overall response rate (CR + CRi + nPR + PR); PR = partial remission.

^aKaplan-Meier estimate.

^bHR estimate is based on Cox-proportional hazards model stratified by 17p deletion, risk status, and geographic region; p-value based on log-rank test stratified by the same factors.

^cPer 2008 International Workshop for Chronic Lymphocytic Leukemia (IWCLL) guidelines.

Figure 2. Kaplan-Meier Curve of IRC-Assessed Progression-free Survival in MURANO

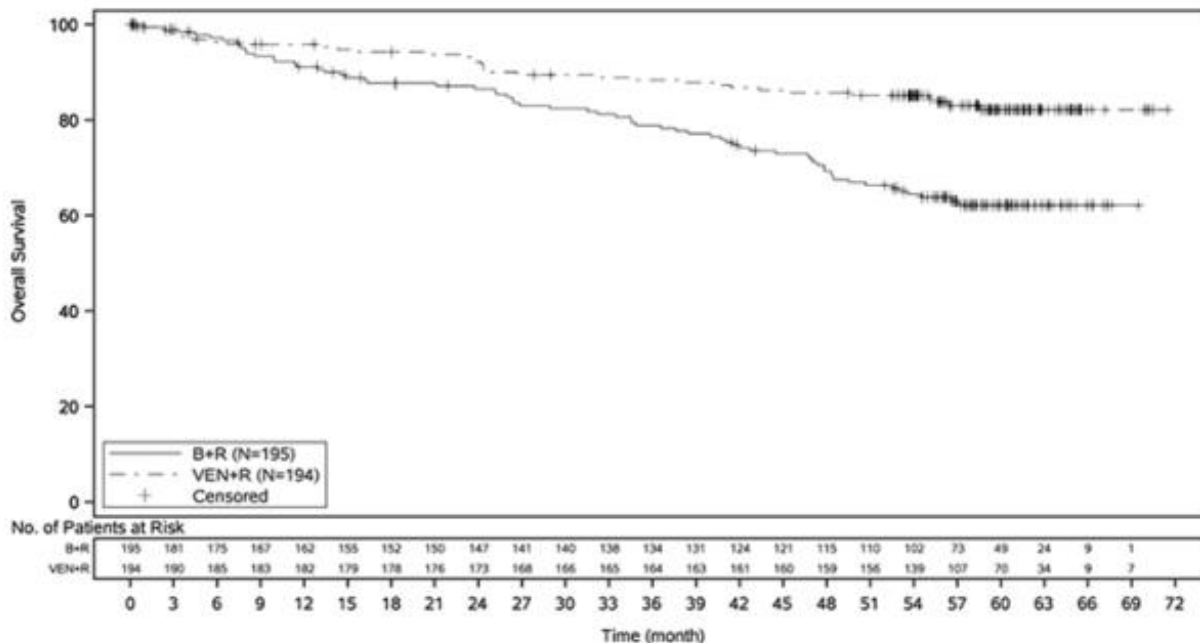


At 3 months after the last dose of rituximab, the MRD negativity rate in peripheral blood in patients who achieved PR or better was 54% (104/194) in the VEN+R arm and 12% (23/195) in the B+R arm. The MRD-negative CR/CRi rate at this timepoint was 3% (6/194) in the VEN+R arm and 2% (3/195) in the B+R arm.

71-Month Follow-Up

With an overall follow-up of 71 months, the investigator-assessed median PFS was 53.6 months (95% CI: 48.4, 57.0) in the VEN+R arm and 17.0 months (95% CI: 15.5, 21.7) in the B+R arm. Median OS had not been reached in either arm. Death occurred in 16% (32/194) of patients in the VEN+R arm and 33% (64/195) of patients in the B+R arm (stratified HR 0.40; 95% CI [0.26, 0.62]). The Kaplan-Meier curve for OS is shown in Figure 3.

Figure 3. Kaplan-Meier Curve of Overall Survival in MURANO



Monotherapy

The efficacy of VENCLEXTA monotherapy in previously treated CLL or SLL is based on three single-arm trials.

M13-982

M13-982 (NCT01889186) was an open-label, multicenter trial that enrolled 106 patients with CLL with 17p deletion who had received at least one prior therapy. In the trial, 17p deletion was confirmed in peripheral blood specimens from patients using Vysis CLL FISH Probe Kit, which is FDA approved for selection of patients for VENCLEXTA treatment. Patients received VENCLEXTA 400 mg orally once daily following completion of the ramp-up dosing schedule [see *Dosage and Administration (2.2, 2.4)*].

Efficacy was based on overall response rate (ORR) as assessed by an IRC.

Table 22 summarizes the baseline demographic and disease characteristics of the trial population.

Table 22. Baseline Patient Characteristics in M13-982

Characteristic	N = 106
Age, years; median (range)	67 (37-83)
White; %	97
Male; %	65
ECOG performance status; %	

0	40
1	52
2	8
Tumor burden; %	
Absolute lymphocyte count $\geq 25 \times 10^9/L$	50
One or more nodes ≥ 5 cm	53
Number of prior therapies; median (range)	2.5 (1-10)
Time since diagnosis, years; median (range) ^a	6.6 (0.1-32.1)
ECOG = Eastern Cooperative Oncology Group.	
^a N=105.	

The median time on treatment at the time of evaluation was 12.1 months (range: 0 to 21.5 months). Efficacy results are shown in Table 23.

Table 23. Efficacy Results per IRC for Patients with Previously Treated CLL with 17p Deletion in M13-982

Endpoint	VENCLEXTA N = 106
ORR, n (%) ^a (95% CI)	85 (80) (71, 87)
CR + CRi, n (%)	8 (8)
CR, n (%)	6 (6)
CRi, n (%)	2 (2)
nPR, n (%)	3 (3)
PR, n (%)	74 (70)
CI = confidence interval; CR = complete remission; CRi = complete remission with incomplete marrow recovery; IRC = independent review committee; nPR = nodular partial remission; ORR = overall response rate (CR + CRi + nPR + PR); PR = partial remission.	
^a Per 2008 IWCLL guidelines.	

The median time to first response was 0.8 months (range: 0.1 to 8.1 months).

Based on a later data cutoff date and investigator-assessed efficacy, the duration of response (DOR) ranged from 2.9 to 32.8+ months. The median DOR has not been reached with median follow-up of 22 months.

Minimal residual disease was evaluated in peripheral blood and bone marrow for patients who achieved CR or CRi, following treatment with VENCLEXTA. Three percent (3/106) achieved MRD negativity in the peripheral blood and bone marrow (less than one CLL cell per 10^4 leukocytes).

M12-175

M12-175 (NCT01328626) was an open-label, multicenter trial that enrolled previously treated patients with CLL or SLL, including those with 17p deletion. Efficacy was evaluated in 67 patients (59 with CLL, 8 with SLL) who had received VENCLEXTA 400 mg orally once daily following completion of a ramp-up dosing schedule. Patients continued this dose until disease progression or unacceptable toxicity. The median duration of

treatment at the time of evaluation was 22.1 months (range: 0.5 to 71.7 months).

The median age was 65 years (range: 42 to 84 years), 78% were male and 87% were White. The median number of prior treatments was 3 (range: 1 to 11). At baseline, 67% of patients had one or more nodes ≥ 5 cm, 30% of patients had ALC $\geq 25 \times 10^9/L$, 33% had documented unmutated *IgVH*, and 21% had documented 17p deletion.

Efficacy was based on 2008 IWCLL guidelines and assessed by an IRC. The ORR was 76% (95% CI: 64%, 86%), with a CR + CRi rate of 10% and PR rate of 66%. The median DOR was 36.2 months (range: 2.4 to 52.4 months).

M14-032

M14-032 (NCT02141282) was an open-label, multicenter trial that enrolled patients with CLL who had been previously treated with and progressed on or after ibrutinib or idelalisib. Patients received VENCLEXTA 400 mg orally once daily following completion of the ramp-up dosing schedule [see *Dosage and Administration (2.2, 2.4)*]. Patients continued this dose until disease progression or unacceptable toxicity. At the time of analysis, the median duration of treatment was 19.5 months (range: 0.1 to 39.5 months).

Of the 127 patients treated (91 with prior ibrutinib, 36 with prior idelalisib), the median age was 66 years (range: 28 to 85 years), 70% were male and 92% were White. The median number of prior treatments was 4 (range: 1 to 15). At baseline, 41% of patients had one or more nodes ≥ 5 cm, 31% had an ALC $\geq 25 \times 10^9/L$, 57% had documented unmutated *IgVH*, and 39% had documented 17p deletion.

Efficacy was based on 2008 IWCLL guidelines and was assessed by an IRC. The ORR was 70% (95% CI: 61%, 78%), with a CR + CRi rate of 5% and PR rate of 65%. The median DOR was not reached with a median follow-up time of 19.9 months (range: 2.9 to 36 months).

14.2 Acute Myeloid Leukemia

VENCLEXTA was studied in adult patients with newly diagnosed AML who were 75 years or older, or had comorbidities that precluded the use of intensive induction chemotherapy based on at least one of the following criteria: baseline ECOG performance status of 2-3, severe cardiac or pulmonary comorbidity, moderate hepatic impairment, CLcr < 45 mL/min, or other comorbidity.

In Combination with Azacitidine or Decitabine

VIALE-A was a randomized (2:1), double-blind, placebo-controlled, multicenter trial (NCT02993523) that evaluated the efficacy and safety of VENCLEXTA in combination with azacitidine (VEN+AZA) versus placebo with azacitidine (PBO+AZA).

Patients received VENCLEXTA 400 mg orally once daily on Days 1-28 following completion of the ramp-up dosing schedule [see *Dosage and Administration (2.3)*] or placebo in combination with azacitidine 75 mg/m² either intravenously or subcutaneously on Days 1-7 of each 28-day cycle beginning on Cycle 1 Day 1. During the ramp-up, patients received TLS prophylaxis and were hospitalized for monitoring.

Once bone marrow assessment confirmed a remission, defined as less than 5% leukemia blasts with cytopenia following Cycle 1 treatment, VENCLEXTA or placebo was interrupted up to 14 days or until ANC ≥ 500 /microliter and platelet count $\geq 50 \times$

10³/microliter. For patients with resistant disease at the end of Cycle 1, a bone marrow assessment was performed after Cycle 2 or 3 and as clinically indicated. Azacitidine was resumed on the same day as VENCLEXTA or placebo following interruption. Azacitidine dose reduction was implemented in the clinical trial for management of hematologic toxicity [see *Dosage and Administration (2.5)*]. Patients continued treatment until disease progression or unacceptable toxicity.

A total of 431 patients were randomized: 286 to the VEN+AZA arm and 145 to the PBO+AZA arm. The baseline demographic and disease characteristic are shown in Table 24.

Table 24. Baseline Demographic and Disease Characteristics in Patients with AML in VIALE-A

Characteristic	VENCLEXTA + Azacitidine N = 286	Placebo + Azacitidine N = 145
Age, years; median (range)	76 (49, 91)	76 (60, 90)
Race		
White; %	76	75
Black or African American; %	1	1.4
Asian; %	23	23
Males; %	60	60
ECOG performance status; %		
0-1	55	56
2	40	41
3	5.6	3.4
Bone marrow blast; %		
<30%	30	28
≥30% to <50%	21	23
≥50%	49	49
Disease history; %		
De Novo AML	75	76
Secondary AML	25	24
Cytogenetic risk detected ^a , %		
Intermediate	64	61
Poor	36	39
Mutation analyses detected; n/N ^b (%)		
<i>IDH1</i> or <i>IDH2</i>	61/245 (25)	28/127 (22)
<i>IDH1</i>	23/245 (9.4)	11/127 (8.7)
<i>IDH2</i>	40/245 (16)	18/127 (14)
<i>FLT3</i>	29/206 (14)	22/108 (20)
<i>NPM1</i>	27/163 (17)	17/86 (20)
<i>TP53</i>	38/163 (23)	14/86 (16)

^aPer the 2016 National Comprehensive Cancer Network (NCCN) Guidelines.
^bNumber of evaluable BMA specimens received at baseline.

Efficacy was based on overall survival (OS), measured from the date of randomization to death from any cause. The combination of VEN+AZA was superior in OS to PBO+AZA.

The Kaplan-Meier curve for OS is shown in Figure 4. The efficacy results of VIALE-A are shown in Table 25.

Figure 4. Kaplan-Meier Curve for Overall Survival in VIALE-A

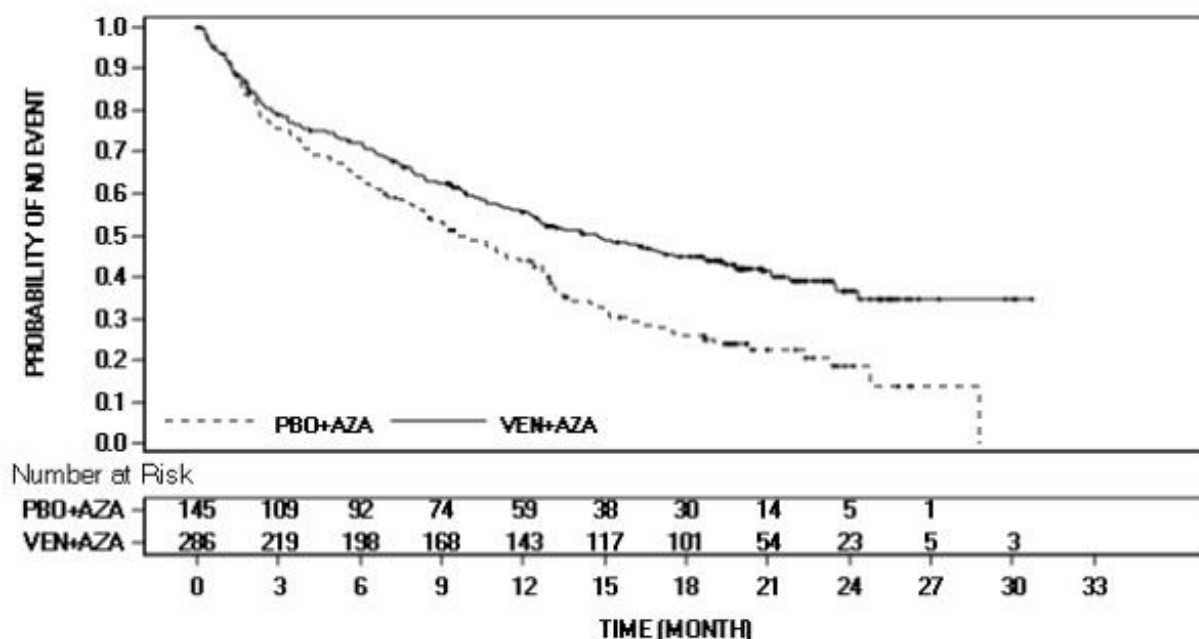


Table 25. Efficacy Results in VIALE-A

Endpoint	VENCLEXTA + Azacitidine (N = 286)	Placebo + Azacitidine (N = 145)
Overall survival		
Median ^a , months (95% CI)	14.7 (11.9, 18.7)	9.6 (7.4, 12.7)
Hazard ratio ^b (95% CI)	0.66 (0.52, 0.85)	
p-value ^b	<0.001	
Response rate		
CR, n (%)	105 (37)	26 (18)
(95% CI)	(31, 43)	(12, 25)
p-value ^c	<0.001	
Median DOCR ^{a,d} (months)	18.0	13.4
95% CI	(15.3, -)	(8.7, 17.6)
CR+CRh, n (%)	185 (65)	33 (23)
(95% CI)	(59, 70)	(16, 30)
p-value ^c	<0.001	
Median DOCR+CRh ^{a,e} (months)	17.8	13.9
95% CI	(15.3, -)	(10.4, 15.7)

CI = confidence interval; CR = complete remission; CRh = complete remission with partial hematologic recovery; DOCR = duration of CR; HR = hazard ratio; - = not reached.

CR (complete remission) was defined as absolute neutrophil count >1,000/microliter, platelets >100,000/microliter, red blood cell transfusion independence, and bone marrow with <5% blasts. Absence of circulating blasts and blasts with Auer rods; absence of extramedullary disease.

CRh (complete remission with partial hematological recovery) was defined as <5% of blasts in the bone marrow, no evidence of disease, and partial recovery of peripheral blood counts (platelets >50,000/microliter and ANC >500/microliter).

^aKaplan-Meier estimate.

^bHazard ratio estimate (VEN+AZA vs. PBO+AZA) is based on Cox-proportional hazards model stratified by cytogenetics (intermediate risk, poor risk) and age (18 to <75, ≥75 years) as assigned at randomization; p-value based on log-rank test stratified by the same factors.

^cp-value is from Cochran-Mantel-Haenszel test stratified by age and cytogenetics risk.

^dDuration of CR is defined as the number of days from the date of first response of CR to the date of earliest evidence of confirmed morphologic relapse, confirmed progressive disease or death due to disease progression.

^eDuration of CR+CRh is defined as the number of days from the date of first response of CR+CRh (the first of either CR or CRh) to the date of earliest evidence of confirmed morphologic relapse, confirmed progressive disease, or death due to disease progression.

Among the patients treated with VEN+AZA, 155 were dependent on red blood cell (RBC) and/or platelets transfusions at baseline; of these patients, 49% (76/155) became independent of RBC and platelet transfusions during any consecutive ≥56-day post-baseline period. Of the patients treated with VEN+AZA, 131 were independent of both RBC and platelet transfusions at baseline, 69% (90/131) remained transfusion independent during any consecutive ≥56-day post-baseline period. Among the patients treated with PBO+AZA, 81 were dependent on RBC and/or platelets transfusions at baseline; of these patients, 27% (22/81) patients became independent of RBC and platelet transfusions during any consecutive ≥56-day post-baseline period. Of the patients treated with PBO+AZA, 64 were independent of both RBC and platelet transfusions at baseline, 42% (27/64) remained transfusion independent during any consecutive ≥56-day post-baseline period.

The median time to first response of CR or CRh was 1.0 months (range: 0.6 to 14.3 months) with VEN+AZA treatment.

M14-358

M14-358 (NCT02203773) was a non-randomized, open-label trial that evaluated the efficacy of VENCLEXTA in combination with azacitidine (N=84) or decitabine (N=31) in patients with newly diagnosed AML. Of those patients, 67 who received azacitidine combination and 13 who received decitabine combination were 75 years or older, or had comorbidities that precluded the use of intensive induction chemotherapy.

Patients received VENCLEXTA 400 mg orally once daily following completion of the ramp-up dosing schedule [see *Dosage and Administration* (2.3)] in combination with azacitidine (75 mg/m² either intravenously or subcutaneously on Days 1-7 of each 28-day cycle beginning on Cycle 1 Day 1) or decitabine (20 mg/m² intravenously on Days 1-5 of each 28-day cycle beginning on Cycle 1 Day 1). During the ramp-up phase, patients received

TLS prophylaxis and were hospitalized for monitoring. Patients continued treatment until disease progression or unacceptable toxicity. Once bone marrow assessment confirmed a remission, defined as less than 5% leukemia blasts, with cytopenia following Cycle 1 treatment, VENCLEXTA was interrupted up to 14 days or until ANC ≥ 500 /microliter and platelet count $\geq 50 \times 10^3$ /microliter. Azacitidine dose reduction was implemented in the clinical trial for management of hematologic toxicity [see *Dosage and Administration (2.5)*]. Dose reductions for decitabine were not implemented in the clinical trial. Baseline demographic and disease characteristic are shown in Table 26.

Table 26. Baseline Patient Characteristics for Patients with AML Treated with VENCLEXTA in Combination with Azacitidine or Decitabine

Characteristic	VENCLEXTA + Azacitidine N = 67	VENCLEXTA + Decitabine N = 13
Age, years; median (range)	76 (61-90)	75 (68-86)
Race; %		
White	87	77
Black or African American	4.5	0
Asian	1.5	0
Native Hawaiian or Pacific Islander	1.5	15
American Indian/Alaskan Native	0	7.7
Unreported other	6	0
Male; %	60	38
ECOG performance status; %		
0-1	64	92
2	33	7.7
3	3	0
Disease history; %		
De Novo AML	73	85
Secondary AML	27	15
Mutation analyses detected ^a ; %		
<i>TP53</i>	15	31
<i>IDH1</i> or <i>IDH2</i>	27	0
<i>FLT3</i>	16	23
<i>NPM1</i>	19	15
Cytogenetic risk detected ^{b,c} ; %		
Intermediate	64	38
Poor	34	62
Baseline comorbidities ^d ; %		
Severe cardiac disease	4.5	7.7
Severe pulmonary disease	1.5	0
Moderate hepatic impairment	9	0
Creatinine clearance <45 mL/min	13	7.7

ECOG = Eastern Cooperative Oncology Group.

^aIncludes 6 patients with insufficient sample for analysis in the azacitidine group and 4 in the decitabine group.

^bAs defined by the National Comprehensive Cancer Network (NCCN) risk categorization v2014.

^cNo mitosis in 1 patient in azacitidine group (excluded favorable risk by Fluorescence in situ Hybridization [FISH] analysis).

^dPatients may have had more than one comorbidity.

The efficacy results are shown in Table 27.

Table 27. Efficacy Results for Patients with Newly Diagnosed AML Treated with VENCLEXTA in Combination with Azacitidine or Decitabine

Efficacy Outcomes	VENCLEXTA + Azacitidine N = 67	VENCLEXTA + Decitabine N = 13
CR, n (%)	29 (43)	7 (54)
(95% CI)	(31, 56)	(25, 81)
CRh, n (%)	12 (18)	1 (7.7)
(95% CI)	(9.6, 29)	(0.2, 36)

CI = confidence interval; CR = complete remission; CRh = complete remission with partial hematological recovery.

The median follow-up was 15.9 months (range: 0.4 to 40.3 months) for VENCLEXTA in combination with azacitidine. The median duration of CR was 23.8 months (95% CI: 15.4, -), and the median duration of CR+CRh was 26.5 months (95% CI: 17.4, -).

The median follow-up was 11.0 months (range: 0.7 to 38.8 months) for VENCLEXTA in combination with decitabine. The median duration of CR was 12.7 months (95% CI: 1.4, -) and median duration of CR+CRh was 12.7 months (95% CI: 1.4, 20.0).

Duration of CR is defined as time from the first documentation of CR to the first date of relapse, clinical disease progression or death due to disease progression, whichever occurred earliest. Duration of CR+CRh is defined as time from the first documentation of either CR or CRh to the first date of relapse, clinical disease progression or death due to disease progression, whichever occurred earliest.

Median time to first CR or CRh for patients treated with VENCLEXTA in combination with azacitidine was 1.0 month (range: 0.7 to 8.9 months).

Median time to first CR or CRh for patients treated with VENCLEXTA in combination with decitabine was 1.9 months (range: 0.8 to 4.2 months).

Of patients treated with VENCLEXTA in combination with azacitidine, 12% (8/67) subsequently received stem cell transplant.

The trial enrolled 35 additional patients (age range: 65 to 74 years) who did not have known comorbidities that precluded the use of intensive induction chemotherapy and were treated with VENCLEXTA in combination with azacitidine (N=17) or decitabine (N=18).

For the 17 patients treated with VENCLEXTA in combination with azacitidine, the CR rate was 35% (95% CI: 14%, 62%). The CRh rate was 41% (95% CI: 18%, 67%). Nine (53%)

patients subsequently received stem cell transplant.

For the 18 patients treated with VENCLEXTA in combination with decitabine, the CR rate was 56% (95% CI: 31%, 79%). The CRh rate was 22% (95% CI: 6.4%, 48%). Four (22%) patients subsequently received stem cell transplant.

In Combination with Low-Dose Cytarabine

VIALE-C was a randomized (2:1), double-blind, placebo-controlled, multicenter trial (NCT03069352) that evaluated the efficacy and safety of VENCLEXTA in combination with low-dose cytarabine (VEN+LDAC) versus placebo with low-dose cytarabine (PBO+LDAC).

Patients received VENCLEXTA 600 mg orally once daily on Days 1-28 following completion of the ramp-up dosing schedule [see *Dosage and Administration (2.3)*] or placebo in combination with cytarabine 20 mg/m² subcutaneously once daily on Days 1-10 of each 28-day cycle beginning on Cycle 1 Day 1. During the ramp-up phase, patients received TLS prophylaxis and were hospitalized for monitoring.

Once bone marrow assessment confirmed a remission, defined as less than 5% leukemia blasts with cytopenia following Cycle 1 treatment, VENCLEXTA or placebo was interrupted up to 14 days or until ANC \geq 500/microliter and platelet count \geq 50 \times 10³/microliter. For patients with resistant disease at the end of Cycle 1, a bone marrow assessment was performed after Cycle 2 or 3 and as clinically indicated. LDAC was resumed on the same day as VENCLEXTA or placebo following interruption. Patients continued to receive treatment until disease progression or unacceptable toxicity. Baseline demographic and disease characteristic are shown in Table 28.

Table 28. Baseline Demographic and Disease Characteristics in Patients with AML in VIALE-C

Characteristic	VENCLEXTA + Low-Dose Cytarabine N = 143	Placebo + Low-Dose Cytarabine N = 68
Age, years; median (range)	76 (36, 93)	76 (41, 88)
Race; %		
White	71	69
Black or African American	1.4	1.5
Asian	27	29
Male; %	55	57
ECOG performance status; %		
0-1	52	50
2	44	37
3	4.2	13
Disease history; %		
De Novo AML	59	66
Secondary AML	41	34
Mutation analyses detected; n/N ^a (%)		
TP53	22/112 (20)	9/52 (17)
IDH1 or IDH2	21/112 (19)	12/52 (23)

<i>FLT3</i>	20/112 (18)	9/52 (17)
<i>NPM1</i>	18/112 (16)	7/52 (13)
Cytogenetic risk detected ^b ; %		
Favorable	<1	4
Intermediate	63	63
Poor	33	29
^a Number of evaluable BMA specimens received at baseline.		
^b Per the 2016 National Comprehensive Cancer Network (NCCN) Guidelines.		

Efficacy was based on the rate of CR and duration of CR with supportive evidence of rate of CR+CRh, duration of CR+CRh, and the rate of conversion from transfusion dependence to transfusion independence. The CR rate in the VEN+LDAC arm was 27% (95% CI: 20%, 35%) with a median duration of CR of 11.1 months (95% CI: 6.1, -), and the CR rate in the PBO+LDAC arm was 7.4% (95% CI: 2.4%, 16%) with a median duration of CR of 8.3 months (95% CI: 3.1, -). The CR+CRh rate in the VEN+LDAC arm was 47% (95% CI: 39%, 55%) and in the PBO+LDAC arm was 15% (95% CI: 7.3%, 25%) with a median duration of CR+CRh of 11.1 months with VEN+LDAC treatment and 6.2 months with PBO+LDAC treatment. The median time to first response of CR or CRh was 1.0 month (range: 0.7 to 5.8 months) with VEN+LDAC treatment.

Among the patients treated with VEN+LDAC, 111 were dependent on RBC and/or platelets transfusions at baseline; of these patients, 33% (37/111) patients became independent of RBC and platelet transfusions during any consecutive ≥ 56 -day post-baseline period. Of the patients treated with VEN+LDAC, 32 were independent of both RBC and platelet transfusions at baseline, 50% (16/32) remained transfusion independent during any consecutive ≥ 56 -day post-baseline period.

Among the patients treated with PBO+LDAC, 55 were dependent on RBC and/or platelets transfusions at baseline; of these patients, 13% (7/55) patients became independent of RBC and platelet transfusions during any consecutive ≥ 56 -day post-baseline period. Of the patients treated with PBO+LDAC, 13 were independent of both RBC and platelet transfusions at baseline, 31% (4/13) remained transfusion independent during any consecutive ≥ 56 -day post-baseline period.

VEN+LDAC did not significantly improve OS versus PBO+LDAC. The hazard ratio (HR) for OS was 0.75 (95% CI: 0.52, 1.07); p-value 0.114. The median OS for VEN+LDAC arm was 7.2 months (95% CI: 5.6, 10.1) and for PBO+LDAC arm was 4.1 months (95% CI: 3.1, 8.8).

M14-387

M14-387 (NCT02287233) was a non-randomized, open-label trial that evaluated the efficacy of VEN+LDAC (N=82) in patients with newly diagnosed AML, including patients with previous exposure to a hypomethylating agent for an antecedent hematologic disorder. Of those patients, 61 were 75 years or older, or had comorbidities that precluded the use of intensive induction chemotherapy.

Patients received VENCLEXTA 600 mg orally once daily on Days 1-28 following completion of the ramp-up phase [see *Dosage and Administration (2.3)*] in combination with cytarabine 20 mg/m² subcutaneously once daily on Days 1-10 of each 28-day cycle beginning on Cycle 1 Day 1. During the ramp-up, patients received TLS prophylaxis and were hospitalized for monitoring. Once bone marrow assessment confirmed a

remission, defined as less than 5% leukemia blasts with cytopenia following Cycle 1 treatment, VENCLEXTA was interrupted up to 14 days or until ANC ≥ 500 /microliter and platelet count $\geq 50 \times 10^3$ /microliter. Patients continued treatment until disease progression or unacceptable toxicity. Baseline demographic and disease characteristic are shown in Table 29.

Table 29. Baseline Patient Characteristics for Patients with AML Treated with VENCLEXTA in Combination with Low-Dose Cytarabine

Characteristic	VENCLEXTA in Combination with Low-Dose Cytarabine N = 61
Age, years; median (range)	76 (63-90)
Race; %	
White	92
Black or African American	1.6
Asian	1.6
Unreported	4.9
Male; %	74
ECOG performance status; %	
0-1	66
2	33
3	1.6
Disease history; %	
De Novo AML	54
Secondary AML	46
Mutation analyses detected ^a ; %	
<i>TP53</i>	8.2
<i>IDH1</i> or <i>IDH2</i>	23
<i>FLT3</i>	21
<i>NPM1</i>	9.8
Cytogenetic risk detected ^b ; %	
Intermediate	59
Poor	34
No mitoses	6.6
Baseline comorbidities ^c ; %	
Severe cardiac disease	9.8
Moderate hepatic impairment	4.9
Creatinine clearance ≥ 30 or < 45 mL/min	3.3
^a Includes 7 patients with insufficient sample for analysis.	
^b As defined by the National Comprehensive Cancer Network (NCCN) risk categorization v2014.	
^c Patients may have had more than one comorbidity.	

The median follow-up was 7.3 months (range: 0.3 to 54.0 months). The CR rate was 21% (95% CI: 12, 34) and CRh rate was 21% (95% CI: 12, 34).

The median duration of CR was 22.9 months (95% CI: 5.1, -) and the median duration of

CR+CRh was 14.3 months (95% CI: 6.1, 31.2).

Median time to first CR or CRh for patients treated with VEN+LDAC was 1.0 month (range: 0.8 to 9.4 months).

The trial enrolled 21 additional patients (age range: 67 to 74 years) who did not have known comorbidities that precluded the use of intensive induction chemotherapy and were treated with VEN+LDAC. The CR rate was 33% (95% CI: 15%, 57%). The CRh rate was 24% (95% CI: 8.2%, 47%). One patient (4.8%) subsequently received stem cell transplant.

16 HOW SUPPLIED/STORAGE AND HANDLING

VENCLEXTA is dispensed as follows:

Packaging Presentation	Number of Tablets	National Drug Code (NDC)
CLL/SLL Starting Pack	Each pack contains four weekly wallet blister packs: <ul style="list-style-type: none">• Week 1 (14 x 10 mg tablets)• Week 2 (7 x 50 mg tablets)• Week 3 (7 x 100 mg tablets)• Week 4 (14 x 100 mg tablets)	0074-0579-28
Wallet containing 10 mg tablets	14 x 10 mg tablets	0074-0561-14
Wallet containing 50 mg tablets	7 x 50 mg tablets	0074-0566-07
Unit dose blister containing 10 mg tablets	2 x 10 mg tablets	0074-0561-11
Unit dose blister containing 50 mg tablet	1 x 50 mg tablet	0074-0566-11
Unit dose blister containing 100 mg tablet	1 x 100 mg tablet	0074-0576-11
Bottle containing 100 mg tablets	28 x 100 mg tablets	0074-0576-30
Bottle containing 100 mg tablets	120 x 100 mg tablets	0074-0576-22

VENCLEXTA 10 mg film-coated tablets are round, biconvex shaped, pale yellow debossed with “V” on one side and “10” on the other side.

VENCLEXTA 50 mg film-coated tablets are oblong, biconvex shaped, beige debossed with “V” on one side and “50” on the other side.

VENCLEXTA 100 mg film-coated tablets are oblong, biconvex shaped, pale yellow debossed with “V” on one side and “100” on the other side.

Store in original container at or below 86°F (30°C). Dispense to patient in original container to protect from moisture.

17 PATIENT COUNSELING INFORMATION

Advise the patient to read the FDA-approved patient labeling (Medication Guide).

Tumor Lysis Syndrome

Advise patients of the potential risk of TLS, particularly at treatment initiation, during the ramp-up phase, and with resumption after an interruption and to immediately report any signs and symptoms associated with this event (fever, chills, nausea, vomiting, confusion, shortness of breath, seizure, irregular heartbeat, dark or cloudy urine, unusual tiredness, muscle pain, and/or joint discomfort) to their health care provider (HCP) for evaluation [*see Warnings and Precautions (5.1)*].

Advise patients to be adequately hydrated every day when taking VENCLEXTA to reduce the risk of TLS. The recommended volume is 6 to 8 glasses (approximately 56 ounces total) of water each day. Patients should drink water starting 2 days before and on the day of the first dose, and every time the dose is increased [*see Dosage and Administration (2.4)*].

Advise patients of the importance of keeping scheduled appointments for blood work or other laboratory tests [*see Dosage and Administration (2.4)*].

Advise patients that it may be necessary to take VENCLEXTA in the hospital or medical office setting to allow monitoring for TLS.

Neutropenia

Advise patients to contact their HCP immediately if they develop a fever or any signs of infection. Advise patients of the need for periodic monitoring of blood counts [*see Warnings and Precautions (5.2)*].

Infections

Advise patients to contact their HCP immediately if they develop a fever or any signs of infection [*see Warnings and Precautions (5.3)*].

Drug Interactions

Advise patients to avoid consuming grapefruit products, Seville oranges, or starfruit during treatment with VENCLEXTA. Advise patients that VENCLEXTA may interact with some drugs; therefore, advise patients to inform their health care provider of the use of any prescription medication, over-the-counter drugs, vitamins and herbal products [*see Contraindications (4) and Drug Interactions (7.1)*].

Immunizations

Advise patients to avoid vaccination with live vaccines because they may not be safe or effective during treatment with VENCLEXTA [*see Warnings and Precautions (5.4)*].

Embryo-Fetal Toxicity

Advise pregnant women of the potential risk to the fetus. Advise females or reproductive potential to inform their healthcare provider of a known or suspected pregnancy [*see Warnings and Precautions (5.5) and Use in Specific Populations (8.1)*].

Advise female patients of reproductive potential to use effective contraception during therapy and for 30 days after the last dose [*see Use in Specific Populations (8.3)*].

Lactation

Advise women not to breastfeed during treatment with VENCLEXTA and for 1 week after the last dose [see *Use in Specific Populations (8.2)*].

Infertility

Advise males of reproductive potential that VENCLEXTA may impair fertility [see *Use in Specific Populations (8.3)*].

Administration

Advise patients to keep VENCLEXTA in original container.

Advise patients to take VENCLEXTA exactly as prescribed and not to change their dose or to stop taking VENCLEXTA unless they are told to do so by their HCP. Advise patients to take VENCLEXTA orally once daily, at approximately the same time each day, according to their HCP's instructions and that the tablets should be swallowed whole with a meal and water without being chewed, crushed, or broken [see *Dosage and Administration (2.8)*].

Advise patients with CLL/SLL to keep VENCLEXTA in the original packaging during the first 4 weeks of treatment, and not to transfer the tablets to a different container.

Advise patients that if a dose of VENCLEXTA is missed by less than 8 hours, to take the missed dose right away and take the next dose as usual. If a dose of VENCLEXTA is missed by more than 8 hours, advise patients to wait and take the next dose at the usual time [see *Dosage and Administration (2.8)*].

Advise patients not to take any additional dose that day if they vomit after taking VENCLEXTA, and to take the next dose at the usual time the following day.

Manufactured and Marketed by:

AbbVie Inc.

North Chicago, IL 60064

and

Marketed by:

Genentech USA, Inc.

A Member of the Roche Group

South San Francisco, CA 94080-4990

© 2024 AbbVie. All rights reserved.

Venclexta and its design are trademarks of AbbVie Inc.

© 2024 Genentech, Inc. All rights reserved.

20087124 R1

<p style="text-align: center;">MEDICATION GUIDE VENCLEXTA® (ven-KLEKS-tuh) (venetoclax tablets)</p>
<p>What is the most important information I should know about VENCLEXTA? VENCLEXTA can cause serious side effects, including:</p> <ul style="list-style-type: none">• Tumor lysis syndrome (TLS). TLS is caused by the fast breakdown of

cancer cells. TLS can cause kidney failure, the need for dialysis treatment, and may lead to death. Your healthcare provider will do tests to check your risk of getting TLS before you start taking VENCLEXTA. You will receive other medicines before starting and during treatment with VENCLEXTA to help reduce your risk of TLS. You may also need to receive intravenous (IV) fluids into your vein. Your healthcare provider will do blood tests to check for TLS when you first start treatment and during treatment with VENCLEXTA. It is important to keep your appointments for blood tests. Tell your healthcare provider right away if you have any symptoms of TLS during treatment with VENCLEXTA, including:

- fever
- chills
- nausea
- vomiting
- confusion
- shortness of breath
- seizures
- irregular heartbeat
- dark or cloudy urine
- unusual tiredness
- muscle or joint pain

Drink plenty of water during treatment with VENCLEXTA to help reduce your risk of getting TLS.

Drink 6 to 8 glasses (about 56 ounces total) of water each day, starting 2 days before your first dose, on the day of your first dose of VENCLEXTA, and each time your dose is increased.

Your healthcare provider may delay, decrease your dose, or stop treatment with VENCLEXTA if you have side effects. When restarting VENCLEXTA after stopping for 1 week or longer, your healthcare provider may again check for your risk of TLS and change your dose.

See "**What are the possible side effects of VENCLEXTA?**" for more information about side effects.

What is VENCLEXTA?

VENCLEXTA is a prescription medicine used:

- to treat adults with chronic lymphocytic leukemia (CLL) or small lymphocytic lymphoma (SLL).
- in combination with azacitidine, or decitabine, or low-dose cytarabine to treat adults with newly diagnosed acute myeloid leukemia (AML) who:
 - are 75 years of age or older, **or**
 - have other medical conditions that prevent the use of standard chemotherapy.

It is not known if VENCLEXTA is safe and effective in children.

Who should not take VENCLEXTA?

Certain medicines must not be taken when you first start taking VENCLEXTA and while your dose is being slowly increased because of the risk of increased tumor lysis syndrome (TLS).

- **Tell your healthcare provider about all the medicines you take**, including prescription and over-the-counter medicines, vitamins, and herbal supplements. VENCLEXTA and other medicines may affect each other causing serious side effects.
- Do not start new medicines during treatment with VENCLEXTA without first talking with your healthcare provider.

Before taking VENCLEXTA, tell your healthcare provider about all of your medical conditions, including if you:

- have kidney problems
- have liver problems
- have problems with your body salts or electrolytes, such as potassium, phosphorus, or calcium
- have a history of high uric acid levels in your blood or gout
- are scheduled to receive a vaccine. You should not receive a “live vaccine” before, during, or after treatment with VENCLEXTA, until your healthcare provider tells you it is okay. If you are not sure about the type of immunization or vaccine, ask your healthcare provider. These vaccines may not be safe or may not work as well during treatment with VENCLEXTA.
- are pregnant or plan to become pregnant. VENCLEXTA may harm your unborn baby.
 - If you are able to become pregnant, your healthcare provider should do a pregnancy test before you start treatment with VENCLEXTA.
 - Females who are able to become pregnant should use effective birth control during treatment and for 30 days after the last dose of VENCLEXTA.
 - If you become pregnant or think you are pregnant, tell your healthcare provider right away.
- are breastfeeding or plan to breastfeed. It is not known if VENCLEXTA passes into your breast milk. Do not breastfeed during treatment and for 1 week after the last dose of VENCLEXTA.

Tell your healthcare provider about all the medicines you take, including prescription and over-the-counter medicines, vitamins, and herbal supplements. VENCLEXTA and other medicines may affect each other causing serious side effects. See **“Who should not take VENCLEXTA?”**

How should I take VENCLEXTA?

- Take VENCLEXTA exactly as your healthcare provider tells you to take it. Do not change your dose of VENCLEXTA or stop taking VENCLEXTA unless your healthcare provider tells you to.
- When you first take VENCLEXTA:
 - You may need to take VENCLEXTA at a hospital or clinic to be monitored for TLS.
 - If you are taking VENCLEXTA for CLL or SLL, your healthcare provider will start VENCLEXTA at a low dose. Your dose will be slowly increased weekly over 5 weeks up to the full dose. Read the **Quick Start Guide** that comes with VENCLEXTA before your first dose.
 - If you are taking VENCLEXTA for AML, your healthcare provider will start VENCLEXTA at a low dose. Your dose will be slowly increased daily up to the full dose. Follow your healthcare provider’s instructions carefully while increasing to the full dose.
- Follow the instructions about drinking water described in the section of this Medication Guide about TLS called **“What is the most important information I should know about VENCLEXTA?”** and also in the **Quick Start Guide**.
- Take VENCLEXTA 1 time a day with a meal and water at about the same time each day.

- Swallow VENCLEXTA tablets whole. Do not chew, crush, or break the tablets.
- Tell your healthcare provider if you have trouble swallowing 100 mg VENCLEXTA tablets. Your healthcare provider may prescribe your dose in smaller sized tablets.
- If you miss a dose of VENCLEXTA and it has been less than 8 hours, take your dose as soon as possible. If you miss a dose of VENCLEXTA and it has been more than 8 hours, skip the missed dose and take the next dose at your usual time.
- If you vomit after taking VENCLEXTA, do not take an extra dose. Take the next dose at your usual time the next day.

What should I avoid while taking VENCLEXTA?

You should not drink grapefruit juice, eat grapefruit, Seville oranges (often used in marmalades), or starfruit while you are taking VENCLEXTA. These products may increase the amount of VENCLEXTA in your blood.

What are the possible side effects of VENCLEXTA?

VENCLEXTA can cause serious side effects, including:

- **See "What is the most important information I should know about VENCLEXTA?"**
- **Low white blood cell count (neutropenia).** Low white blood cell counts are common with VENCLEXTA but can also be severe. Your healthcare provider will do blood tests to check your blood counts during treatment with VENCLEXTA and may pause dosing.
- **Infections.** Death and serious infections such as pneumonia and blood infection (sepsis) have happened during treatment with VENCLEXTA. Your healthcare provider will closely monitor and treat you right away if you have fever or any signs of infection during treatment with VENCLEXTA.

Tell your healthcare provider right away if you have a fever or any signs of an infection during treatment with VENCLEXTA.

The most common side effects of VENCLEXTA when used in combination with obinutuzumab, or rituximab, or alone in people with CLL or SLL include:

- | | |
|-------------------------------------|--|
| • low platelet counts | • cough |
| • low red blood cell counts | • muscle and joint pain |
| • diarrhea | • tiredness |
| • nausea | • swelling of your arms, legs, hands, and feet |
| • upper respiratory tract infection | |

The most common side effects of VENCLEXTA in combination with azacitidine, or decitabine, or low-dose cytarabine in people with AML include:

- | | |
|---|----------------------------|
| • nausea | • shortness of breath |
| • diarrhea | • bleeding |
| • low platelet count | • low red blood cell count |
| • constipation | • rash |
| • low white blood cell count | • stomach (abdominal) pain |
| • fever with low white blood cell count | • infection in your blood |

- tiredness
- vomiting
- swelling of arms, legs, hands, or feet
- fever
- infection in lungs
- muscle and joint pain
- dizziness
- cough
- sore throat
- low blood pressure

VENCLEXTA may cause fertility problems in males. This may affect your ability to father a child. Talk to your healthcare provider if you have concerns about fertility.

These are not all the possible side effects of VENCLEXTA. Call your doctor for medical advice about side effects. You may report side effects to FDA at 1-800-FDA-1088.

How should I store VENCLEXTA?

- Store VENCLEXTA at or below 86°F (30°C).
- Keep VENCLEXTA in its original container to protect from moisture.
- For people with CLL or SLL, keep VENCLEXTA tablets in the original package during the first 4 weeks of treatment. **Do not** transfer the tablets to a different container.

Keep VENCLEXTA and all medicines out of reach of children.

General information about the safe and effective use of VENCLEXTA.

Medicines are sometimes prescribed for purposes other than those listed in a Medication Guide. Do not use VENCLEXTA for a condition for which it was not prescribed. Do not give VENCLEXTA to other people, even if they have the same symptoms that you have. It may harm them. You can ask your healthcare provider or pharmacist for information about VENCLEXTA that is written for health professionals.

What are the ingredients in VENCLEXTA?

Active ingredient: venetoclax

Inactive ingredients: copovidone, colloidal silicon dioxide, polysorbate 80, sodium stearyl fumarate, and calcium phosphate dibasic.

The 10 mg and 100 mg coated tablets also include: iron oxide yellow, polyvinyl alcohol, polyethylene glycol, talc, and titanium dioxide. The 50 mg coated tablets also include: iron oxide yellow, iron oxide red, iron oxide black, polyvinyl alcohol, talc, polyethylene glycol, and titanium dioxide.

Manufactured and Marketed by:
AbbVie Inc.
North Chicago, IL 60064
© 2024 AbbVie. All rights reserved.
Venclexta and its design are
trademarks of AbbVie Inc.
20087124 R1

Marketed by:
Genentech USA, Inc.
A Member of the Roche Group
South San Francisco, CA 94080-4990
© 2024 Genentech, Inc. All rights
reserved.

For more information go to www.venclexta.com or call 1-800-633-9110

This Medication Guide has been
approved by the U.S. Food and Drug
Administration.

Revised: 7/2024

CLL/SLL Starting Pack

VENCLEXTA®

(venetoclax tablets)

10 mg, 50 mg, and 100 mg

Starting Pack

! WARNING

Contact your doctor when you receive this medication.

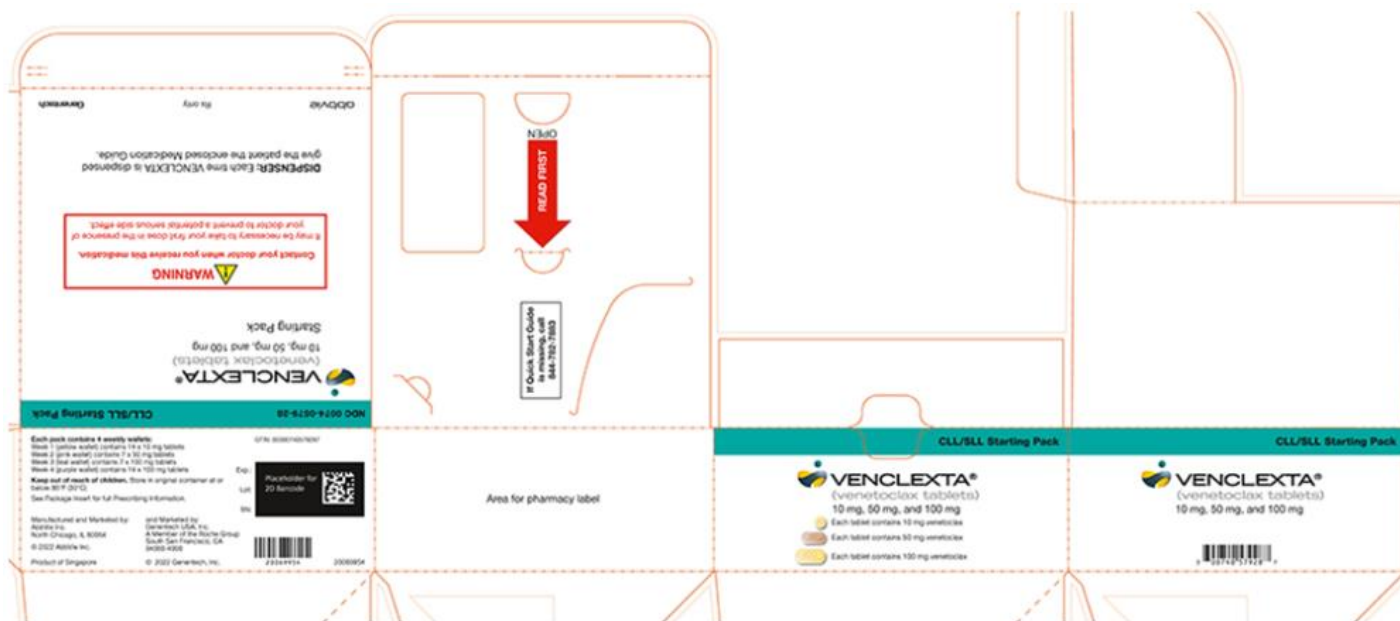
It may be necessary to take your first dose in the presence of your doctor to prevent a potential serious side effect.

DISPENSER: Each time VENCLEXTA is dispensed give the patient the enclosed Medication Guide.

abbvie

Rx only

Genentech



NDC 0074-0561-14

Rx only

VENCLEXTA®

(venetoclax tablets)

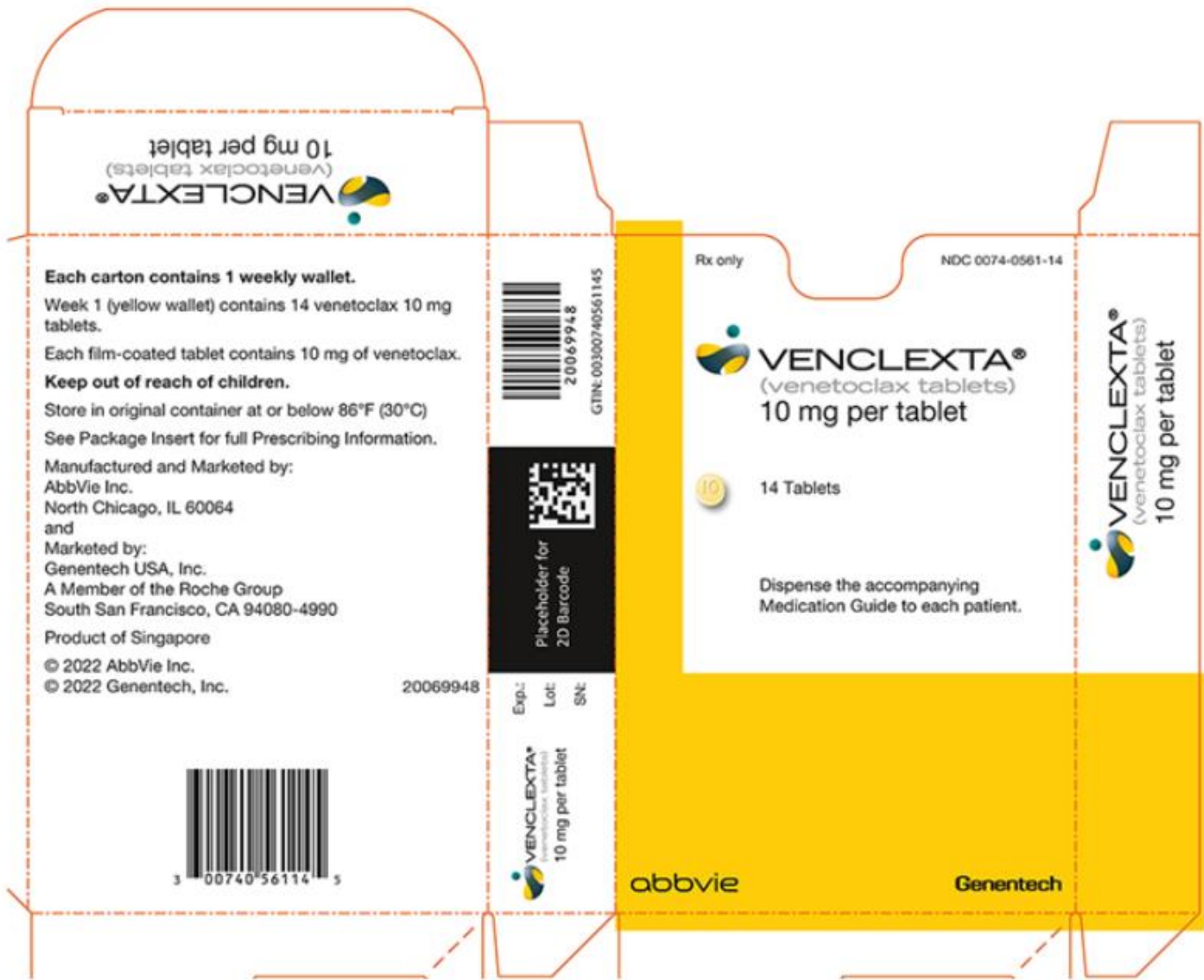
10 mg per tablet

14 Tablets

Dispense the accompanying Medication Guide to each patient.

abbvie

Genentech



NDC 0074-0566-11

Rx only

VENCLEXTA®

(venetoclax tablets)

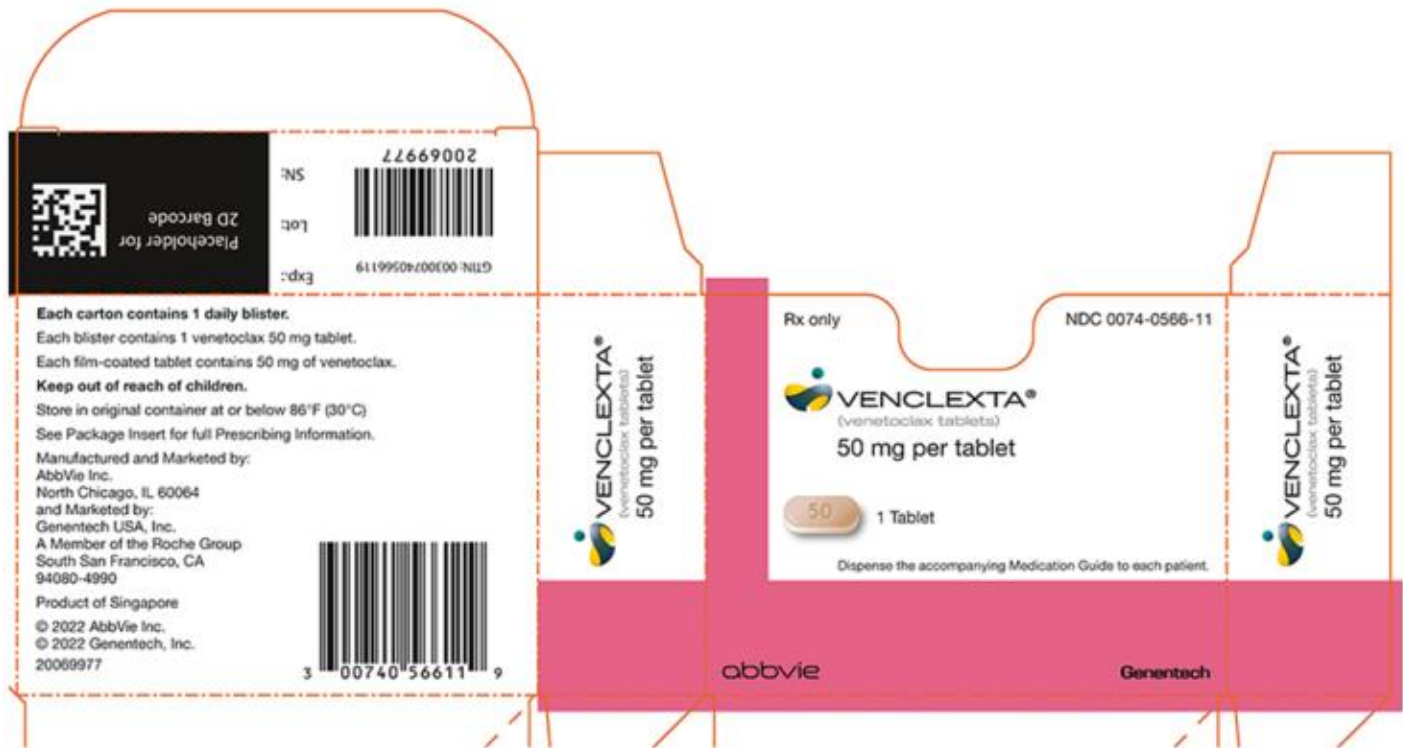
50 mg per tablet

1 Tablet

Dispense the accompanying Medication Guide to each patient.

abbvie

Genentech



NDC 0074-0576-22

Rx only

VENCLEXTA®

(venetoclax tablets)

100 mg

Attention: Dispense and store Venclexta in original container to protect from moisture.

120 Tablets

Dispense the accompanying Medication Guide to each patient.

abbvie

Genentech



VENCLEXTA

venetoclax kit

Product Information

Product Type	HUMAN PRESCRIPTION DRUG	Item Code (Source)	NDC:0074-0579
---------------------	-------------------------	---------------------------	---------------

Packaging

#	Item Code	Package Description	Marketing Start Date	Marketing End Date
1	NDC:0074-0579-28	1 in 1 CARTON; Type 0: Not a Combination Product	04/11/2016	

Quantity of Parts

Part #	Package Quantity	Total Product Quantity
Part 1	1 BLISTER PACK	14
Part 2	1 BLISTER PACK	7
Part 3	1 BLISTER PACK	7
Part 4	1 BLISTER PACK	14

Part 1 of 4

VENCLEXTA

venetoclax tablet, film coated

Product Information

Item Code (Source)	NDC:0074-0561
Route of Administration	ORAL

Active Ingredient/Active Moiety

Ingredient Name	Basis of Strength	Strength
Venetoclax (UNII: N54AIC43PW) (Venetoclax - UNII:N54AIC43PW)	Venetoclax	10 mg

Inactive Ingredients

Ingredient Name	Strength
COPOVIDONE K25-31 (UNII: D9C330MD8B)	
SILICON DIOXIDE (UNII: ETJ7Z6XBU4)	
POLYSORBATE 80 (UNII: 6OZP39ZG8H)	
SODIUM STEARYL FUMARATE (UNII: 7CV7WJK4UI)	
ANHYDROUS DIBASIC CALCIUM PHOSPHATE (UNII: L11K75P92J)	
FERRIC OXIDE YELLOW (UNII: EX438O2MRT)	
Talc (UNII: 7SEV7J4R1U)	
TITANIUM DIOXIDE (UNII: 15FIX9V2JP)	
POLYVINYL ALCOHOL, UNSPECIFIED (UNII: 532B59J990)	
POLYETHYLENE GLYCOL, UNSPECIFIED (UNII: 3WJQ0SDW1A)	

Product Characteristics

Color	yellow (pale yellow)	Score	no score
Shape	ROUND (round, biconvex)	Size	6mm
Flavor		Imprint Code	V;10
Contains			

Packaging

#	Item Code	Package Description	Marketing Start Date	Marketing End Date
1		14 in 1 BLISTER PACK; Type 0: Not a Combination Product		

Marketing Information

Marketing Category	Application Number or Monograph Citation	Marketing Start Date	Marketing End Date
NDA	NDA208573		

Part 2 of 4

VENCLEXTA

venetoclax tablet, film coated

Product Information

Item Code (Source)	NDC:0074-0566
Route of Administration	ORAL

Active Ingredient/Active Moiety

Ingredient Name	Basis of Strength	Strength
Venetoclax (UNII: N54AIC43PW) (Venetoclax - UNII:N54AIC43PW)	Venetoclax	50 mg

Inactive Ingredients

Ingredient Name	Strength
COPOVIDONE K25-31 (UNII: D9C330MD8B)	
SILICON DIOXIDE (UNII: ETJ7Z6XBU4)	
POLYSORBATE 80 (UNII: 6OZP39ZG8H)	
SODIUM STEARYL FUMARATE (UNII: 7CV7WJK4UI)	
ANHYDROUS DIBASIC CALCIUM PHOSPHATE (UNII: L11K75P92J)	
FERRIC OXIDE YELLOW (UNII: EX438O2MRT)	
Talc (UNII: 7SEV7J4R1U)	
TITANIUM DIOXIDE (UNII: 15FIX9V2JP)	
FERRIC OXIDE RED (UNII: 1K09F3G675)	
FERROSFERRIC OXIDE (UNII: XM0M87F357)	
POLYVINYL ALCOHOL, UNSPECIFIED (UNII: 532B59J990)	
POLYETHYLENE GLYCOL, UNSPECIFIED (UNII: 3WJQ0SDW1A)	

Product Characteristics

Color	brown (beige)	Score	no score
Shape	OVAL (oblong, biconvex)	Size	14mm

Flavor		Imprint Code	V;50
Contains			

Packaging

#	Item Code	Package Description	Marketing Start Date	Marketing End Date
1		7 in 1 BLISTER PACK; Type 0: Not a Combination Product		

Marketing Information

Marketing Category	Application Number or Monograph Citation	Marketing Start Date	Marketing End Date
NDA	NDA208573		

Part 3 of 4

VENCLEXTA

venetoclax tablet, film coated

Product Information

Item Code (Source)	NDC:0074-0576
Route of Administration	ORAL

Active Ingredient/Active Moiety

Ingredient Name	Basis of Strength	Strength
Venetoclax (UNII: N54AIC43PW) (Venetoclax - UNII: N54AIC43PW)	Venetoclax	100 mg

Inactive Ingredients

Ingredient Name	Strength
COPOVIDONE K25-31 (UNII: D9C330MD8B)	
SILICON DIOXIDE (UNII: ETJ7Z6XBU4)	
POLYSORBATE 80 (UNII: 6OZP39ZG8H)	
SODIUM STEARYL FUMARATE (UNII: 7CV7WJK4UI)	
ANHYDROUS DIBASIC CALCIUM PHOSPHATE (UNII: L11K75P92J)	
FERRIC OXIDE YELLOW (UNII: EX438O2MRT)	
Talc (UNII: 7SEV7J4R1U)	
TITANIUM DIOXIDE (UNII: 15FIX9V2JP)	
POLYVINYL ALCOHOL, UNSPECIFIED (UNII: 532B59J990)	
POLYETHYLENE GLYCOL, UNSPECIFIED (UNII: 3WJQ0SDW1A)	

Product Characteristics

Color	yellow (pale yellow)	Score	no score
Shape	OVAL (oblong, biconvex)	Size	17mm
Flavor		Imprint Code	V;100
Contains			

Packaging

#	Item Code	Package Description	Marketing Start Date	Marketing End Date
1		7 in 1 BLISTER PACK; Type 0: Not a Combination Product		

Marketing Information

Marketing Category	Application Number or Monograph Citation	Marketing Start Date	Marketing End Date
NDA	NDA208573		

Part 4 of 4

VENCLEXTA

venetoclax tablet, film coated

Product Information

Item Code (Source)	NDC:0074-0576
Route of Administration	ORAL

Active Ingredient/Active Moiety

Ingredient Name	Basis of Strength	Strength
Venetoclax (UNII: N54AIC43PW) (Venetoclax - UNII: N54AIC43PW)	Venetoclax	100 mg

Inactive Ingredients

Ingredient Name	Strength
COPOVIDONE K25-31 (UNII: D9C330MD8B)	
SILICON DIOXIDE (UNII: ETJ7Z6XBU4)	
POLYSORBATE 80 (UNII: 6OZP39ZG8H)	
SODIUM STEARYL FUMARATE (UNII: 7CV7WJK4UI)	
ANHYDROUS DIBASIC CALCIUM PHOSPHATE (UNII: L11K75P92J)	
FERRIC OXIDE YELLOW (UNII: EX438O2MRT)	
Talc (UNII: 7SEV7J4R1U)	
TITANIUM DIOXIDE (UNII: 15FIX9V2JP)	
POLYVINYL ALCOHOL, UNSPECIFIED (UNII: 532B59J990)	

POLYETHYLENE GLYCOL, UNSPECIFIED (UNII: 3WJQ0SDW1A)

Product Characteristics

Color	yellow (pale yellow)	Score	no score
Shape	OVAL (oblong, biconvex)	Size	17mm
Flavor		Imprint Code	V;100
Contains			

Packaging

#	Item Code	Package Description	Marketing Start Date	Marketing End Date
1		14 in 1 BLISTER PACK; Type 0: Not a Combination Product		

Marketing Information

Marketing Category	Application Number or Monograph Citation	Marketing Start Date	Marketing End Date
NDA	NDA208573		

Marketing Information

Marketing Category	Application Number or Monograph Citation	Marketing Start Date	Marketing End Date
NDA	NDA208573	04/11/2016	

VENCLEXTA

venetoclax tablet, film coated

Product Information

Product Type	HUMAN PRESCRIPTION DRUG	Item Code (Source)	NDC:0074-0576
Route of Administration	ORAL		

Active Ingredient/Active Moiety

Ingredient Name	Basis of Strength	Strength
Venetoclax (UNII: N54AIC43PW) (Venetoclax - UNII:N54AIC43PW)	Venetoclax	100 mg

Inactive Ingredients

Ingredient Name	Strength
COPOVIDONE K25-31 (UNII: D9C330MD8B)	
SILICON DIOXIDE (UNII: ETJ7Z6XBU4)	
POLYSORBATE 80 (UNII: 6OZP39ZG8H)	

SODIUM STEARYL FUMARATE (UNII: 7CV7WJK4UI)	
ANHYDROUS DIBASIC CALCIUM PHOSPHATE (UNII: L11K75P92J)	
FERRIC OXIDE YELLOW (UNII: EX438O2MRT)	
Talc (UNII: 7SEV7J4R1U)	
TITANIUM DIOXIDE (UNII: 15FIX9V2JP)	
POLYVINYL ALCOHOL, UNSPECIFIED (UNII: 532B59J990)	
POLYETHYLENE GLYCOL, UNSPECIFIED (UNII: 3WJQ0SDW1A)	

Product Characteristics

Color	yellow (pale yellow)	Score	no score
Shape	OVAL (oblong, biconvex)	Size	17mm
Flavor		Imprint Code	V;100
Contains			

Packaging

#	Item Code	Package Description	Marketing Start Date	Marketing End Date
1	NDC:0074-0576-22	120 in 1 BOTTLE; Type 0: Not a Combination Product	04/11/2016	
2	NDC:0074-0576-11	1 in 1 CARTON	04/11/2016	
2		1 in 1 BLISTER PACK; Type 0: Not a Combination Product		
3	NDC:0074-0576-34	1 in 1 CARTON	11/21/2018	06/20/2023
3		180 in 1 BOTTLE; Type 0: Not a Combination Product		
4	NDC:0074-0576-30	1 in 1 CARTON	06/15/2022	
4		28 in 1 BOTTLE; Type 0: Not a Combination Product		

Marketing Information

Marketing Category	Application Number or Monograph Citation	Marketing Start Date	Marketing End Date
NDA	NDA208573	04/11/2016	

VENCLEXTA

venetoclax tablet, film coated

Product Information

Product Type	HUMAN PRESCRIPTION DRUG	Item Code (Source)	NDC:0074-0561
Route of Administration	ORAL		

Active Ingredient/Active Moiety

Ingredient Name	Basis of Strength	Strength
Venetoclax (UNII: N54AIC43PW) (Venetoclax - UNII:N54AIC43PW)	Venetoclax	10 mg

Inactive Ingredients

Ingredient Name	Strength
COPOVIDONE K25-31 (UNII: D9C330MD8B)	
SILICON DIOXIDE (UNII: ETJ7Z6XBU4)	
POLYSORBATE 80 (UNII: 6OZP39ZG8H)	
SODIUM STEARYL FUMARATE (UNII: 7CV7WJK4UI)	
ANHYDROUS DIBASIC CALCIUM PHOSPHATE (UNII: L11K75P92J)	
FERRIC OXIDE YELLOW (UNII: EX438O2MRT)	
Talc (UNII: 7SEV7J4R1U)	
TITANIUM DIOXIDE (UNII: 15FIX9V2JP)	
POLYETHYLENE GLYCOL, UNSPECIFIED (UNII: 3WJQ0SDW1A)	
POLYVINYL ALCOHOL, UNSPECIFIED (UNII: 532B59J990)	

Product Characteristics

Color	yellow (pale yellow)	Score	no score
Shape	ROUND (round, biconvex)	Size	6mm
Flavor		Imprint Code	V;10
Contains			

Packaging

#	Item Code	Package Description	Marketing Start Date	Marketing End Date
1	NDC:0074-0561-14	1 in 1 CARTON	04/11/2016	
1		14 in 1 BLISTER PACK; Type 0: Not a Combination Product		
2	NDC:0074-0561-11	1 in 1 CARTON	04/11/2016	
2		2 in 1 BLISTER PACK; Type 0: Not a Combination Product		

Marketing Information

Marketing Category	Application Number or Monograph Citation	Marketing Start Date	Marketing End Date
NDA	NDA208573	04/11/2016	

VENCLEXTA

venetoclax tablet, film coated

Product Information

Product Type	HUMAN PRESCRIPTION DRUG	Item Code (Source)	NDC:0074-0566
Route of Administration	ORAL		

Active Ingredient/Active Moiety

Ingredient Name	Basis of Strength	Strength
Venetoclax (UNII: N54AIC43PW) (Venetoclax - UNII:N54AIC43PW)	Venetoclax	50 mg

Inactive Ingredients

Ingredient Name	Strength
COPOVIDONE K25-31 (UNII: D9C330MD8B)	
SILICON DIOXIDE (UNII: ETJ7Z6XBU4)	
POLYSORBATE 80 (UNII: 6OZP39ZG8H)	
SODIUM STEARYL FUMARATE (UNII: 7CV7WJK4UI)	
ANHYDROUS DIBASIC CALCIUM PHOSPHATE (UNII: L11K75P92J)	
FERRIC OXIDE RED (UNII: 1K09F3G675)	
FERROSOFERRIC OXIDE (UNII: XM0M87F357)	
FERRIC OXIDE YELLOW (UNII: EX438O2MRT)	
Talc (UNII: 7SEV7J4R1U)	
TITANIUM DIOXIDE (UNII: 15FIX9V2JP)	
POLYETHYLENE GLYCOL, UNSPECIFIED (UNII: 3WJQ0SDW1A)	
POLYVINYL ALCOHOL, UNSPECIFIED (UNII: 532B59J990)	

Product Characteristics

Color	brown (beige)	Score	no score
Shape	OVAL (oblong, biconvex)	Size	14mm
Flavor		Imprint Code	V;50
Contains			

Packaging

#	Item Code	Package Description	Marketing Start Date	Marketing End Date
1	NDC:0074-0566-07	1 in 1 CARTON	04/11/2016	
1		7 in 1 BLISTER PACK; Type 0: Not a Combination Product		
2	NDC:0074-0566-11	1 in 1 CARTON	04/11/2016	
2		1 in 1 BLISTER PACK; Type 0: Not a Combination Product		

Marketing Information

Marketing Category	Application Number or Monograph Citation	Marketing Start Date	Marketing End Date
NDA	NDA208573	04/11/2016	

Labeler - AbbVie Inc. (078458370)

Registrant - AbbVie Inc. (078458370)

Revised: 7/2024

AbbVie Inc.