

OPTIRAY 350- ioversol injection
OPTIRAY 320- ioversol injection
OPTIRAY 300- ioversol injection
Liebel-Flarsheim Company LLC

HIGHLIGHTS OF PRESCRIBING INFORMATION

These highlights do not include all the information needed to use OPTIRAY safely and effectively. See full prescribing information for OPTIRAY.

OPTIRAY™ (ioversol) injection, for intra-arterial or intra-venous use

Initial U.S. Approval: 1988

WARNING: RISKS WITH INADVERTENT INTRATHECAL ADMINISTRATION

FOR INTRA-ARTERIAL AND INTRAVENOUS USE ONLY

Inadvertent intrathecal administration may cause death, convulsions, cerebral hemorrhage, coma, paralysis, arachnoiditis, acute renal failure, cardiac arrest, seizures, rhabdomyolysis, hyperthermia, and brain edema. (5.1)

RECENT MAJOR CHANGES

Warnings and Precautions, Thyroid Dysfunction in Pediatric Patients 0 to 3 Years of Age (5.8)
2/2023

INDICATIONS AND USAGE

OPTIRAY is a radiographic contrast agent indicated for the following:

Intra-arterial Procedures (1.1)

Adults:

- Cerebral Arteriography (300, 320 mg iodine/mL)
- Peripheral Arteriography (300, 320, 350 mg iodine/mL)
- Visceral and Renal Arteriography, Aortography (320 mg iodine/mL)
- Coronary Arteriography and Left Ventriculography (320, 350 mg iodine/mL)

Pediatric Patients: Angiocardiology (320, 350 mg iodine/mL)

Intravenous Procedures (1.2)

Adults:

- Computed tomography (CT) Imaging of Head and Body (300, 320, 350 mg iodine/mL)
- Venography (300, 320, 350 mg iodine/mL)
- Intravenous Excretory Urography (300, 320, 350 mg iodine/mL)
- Intravenous Digital Subtraction Angiography (350 mg iodine/mL)

Pediatric Patients: CT Imaging of the Head and Body, and Intravenous Excretory Urography (320 mg iodine/mL)

DOSAGE AND ADMINISTRATION

Adjust the volume and concentration of OPTIRAY. Modify the dose accounting for factors such as age, body weight, vessel size, blood flow rate within the vessel. Please see details in full Prescribing Information. (2)

DOSAGE FORMS AND STRENGTHS

OPTIRAY (ioversol) Injection comes in three strengths: 300 mg iodine/mL (ioversol 64%), 320 mg iodine/mL (ioversol 68%), 350 mg iodine/mL (ioversol 74%) in single-dose vials, bottles, or syringes. (3)

CONTRAINDICATIONS

Symptomatic Hyperthyroidism (4)

WARNINGS AND PRECAUTIONS

- Hypersensitivity Reactions: life-threatening or fatal reactions can occur. Always have emergency equipment and trained personnel available. (5.2)
- Contrast Induced Acute Kidney Injury: Acute injury, including renal failure, can occur. Minimize dose and maintain adequate hydration to minimize risk. (5.3)
- Cardiovascular Adverse Reactions: hemodynamic disturbances including shock and cardiac arrest may occur during or after administration. (5.4)
- Thyroid Dysfunction in Pediatric Patients 0 to 3 Years of Age: Individualize thyroid function monitoring based on risk factors such as prematurity. (5.8)

-----**ADVERSE REACTIONS**-----

The most common reaction is nausea, occurring at a rate of 1 percent. (6.1)

To report SUSPECTED ADVERSE REACTIONS, contact LIEBEL-FLARSHEIM COMPANY LLC at 855-266-5037 or FDA at 1-800-FDA-1088 or www.fda.gov/medwatch.

-----**USE IN SPECIFIC POPULATIONS**-----

- Lactation: A lactating woman may pump and discard breast milk for 8 hours after OPTIRAY administration. (8.2)

See 17 for PATIENT COUNSELING INFORMATION.

Revised: 2/2023

FULL PRESCRIBING INFORMATION: CONTENTS*

WARNING: RISKS WITH INADVERTENT INTRATHECAL ADMINISTRATION

1 INDICATIONS AND USAGE

- 1.1 Intra-arterial
- 1.2 Intra-venous

2 DOSAGE AND ADMINISTRATION

- 2.1 Important Administration Instructions
- 2.2 Radio Frequency Identification (RFID)-Tagged Syringe Directions for Use
- 2.3 Intra-arterial Procedures in Adults
- 2.4 Intravenous Procedures in Adults
- 2.5 Pediatric Dosing

3 DOSAGE FORMS AND STRENGTHS

4 CONTRAINDICATIONS

5 WARNINGS AND PRECAUTIONS

- 5.1 Risks Associated with Inadvertent Intrathecal Administration
- 5.2 Hypersensitivity Reactions
- 5.3 Contrast Induced Acute Kidney Injury
- 5.4 Cardiovascular Adverse Reactions
- 5.5 Thromboembolic Events
- 5.6 Extravasation and Injection Site Reactions
- 5.7 Thyroid Storm in Patients with Hyperthyroidism
- 5.8 Thyroid Dysfunction in Pediatric Patients 0 to 3 Years of Age
- 5.9 Hypertensive Crisis in Patients with Pheochromocytoma
- 5.10 Sickle Cell Crisis in Patients with Sickle Cell Disease
- 5.11 Severe Cutaneous Adverse Reactions

6 ADVERSE REACTIONS

- 6.1 Clinical Trials Experience
- 6.2 Postmarketing Experience

7 DRUG INTERACTIONS

- 7.1 Drug-Drug Interactions
- 7.2 Drug/Laboratory Test Interactions

8 USE IN SPECIFIC POPULATIONS

- 8.1 Pregnancy
- 8.2 Lactation
- 8.4 Pediatric Use
- 8.5 Geriatric Use
- 8.6 Renal Impairment

10 OVERDOSAGE

11 DESCRIPTION

11.1 Chemical Characteristics

11.2 Physical Characteristics

12 CLINICAL PHARMACOLOGY

12.1 Mechanism of Action

12.2 Pharmacodynamics

12.3 Pharmacokinetics

13 NONCLINICAL TOXICOLOGY

13.1 Carcinogenesis, Mutagenesis, Impairment of Fertility

13.2 Animal Toxicology and/or Pharmacology

16 HOW SUPPLIED/STORAGE AND HANDLING

16.1 How Supplied

16.2 Storage

16.3 Handling

17 PATIENT COUNSELING INFORMATION

* Sections or subsections omitted from the full prescribing information are not listed.

FULL PRESCRIBING INFORMATION

WARNING: RISKS WITH INADVERTENT INTRATHECAL ADMINISTRATION FOR INTRA-ARTERIAL AND INTRAVENOUS USE ONLY

Inadvertent intrathecal administration may cause death, convulsions, cerebral hemorrhage, coma, paralysis, arachnoiditis, acute renal failure, cardiac arrest, seizures, rhabdomyolysis, hyperthermia, and brain edema. *[see Warnings and Precautions (5.1)]*

1 INDICATIONS AND USAGE

OPTIRAY is indicated for:

1.1 Intra-arterial

In adults

- OPTIRAY 300: cerebral arteriography and peripheral arteriography.
- OPTIRAY 320: cerebral arteriography, peripheral arteriography, visceral and renal arteriography, aortography, coronary arteriography, and left ventriculography.
- OPTIRAY 350: peripheral arteriography coronary arteriography, and left ventriculography.

In pediatric patients

- OPTIRAY 320 and OPTIRAY 350: angiocardiology.

1.2 Intra-venous

In adults

- OPTIRAY 300: CT imaging of the head and body, venography, and intravenous excretory urography.
- OPTIRAY 320: CT imaging of the head and body, venography, and intravenous excretory urography.
- OPTIRAY 350: CT imaging of the head and body, venography, intravenous excretory urography, and intravenous digital subtraction angiography (IV-DSA).
- In pediatric patients OPTIRAY 320: CT imaging of the head and body, and intravenous excretory urography.

2 DOSAGE AND ADMINISTRATION

2.1 Important Administration Instructions

- OPTIRAY is for intravascular use only [*see Boxed Warning, Contraindications (4), Warnings and Precautions (5.1)*].
- Use sterile technique for all handling and administration of OPTIRAY.
- Inspect glass and plastic containers prior to use for breakage or other damage and do not use damaged containers.
- Warm OPTIRAY and administer at body or room temperature.
- Inspect OPTIRAY for particulate matter or discoloration before administration. Do not administer if OPTIRAY contains particulate matter or is discolored.
- Do not mix OPTIRAY with other drugs, solutions or total parenteral nutrition mixtures.
- Use the lowest dose necessary to obtain adequate visualization.
- Adjust the volume and concentration of OPTIRAY. Modify the dose accounting for factors such as age, body weight, vessel size, blood flow rate within the vessel, anticipated pathology, degree and extent of opacification required, structure(s) or area to be examined, disease processes affecting the patient, and equipment and technique to be employed.
- Avoid extravasation when injecting OPTIRAY; especially in patients with severe arterial or venous disease [*see Warnings and Precautions (5.6)*].
- Hydrate patients before and after OPTIRAY administration [*see Warnings and Precautions (5.3)*].
- Discard unused portion of OPTIRAY from single-dose container after use.

2.2 Radio Frequency Identification (RFID)-Tagged Syringe Directions for Use

- The RFID-tagged syringe must be used with an Optivantage Injector with RFID technology [*see How Supplied/Storage and Handling (16.2)*]. The RFID tag allows for the exchange of product information such as lot number, expiration, concentration, and identification of the syringe as being “unused” prior to use and “used” after product administration.
- Do not operate any part of the Optivantage Injector System and RFID-tagged syringes within 6 inches (15 cm) of a pacemaker and/or defibrillator.
- If the RFID tag is damaged or otherwise non-functional, the OPTIRAY syringe with the non-functional RFID tag may still be used; however, no data will be transferred to the injector.

2.3 Intra-arterial Procedures in Adults

Cerebral Arteriography

Use OPTIRAY 300 or OPTIRAY 320. The recommended dose for visualization of cerebral arteries is shown below (may repeat as necessary):

Diagnostic area	Dose	Maximum Cumulative Dose
carotid or vertebral arteries	2 mL to 12 mL	200 mL
aortic arch injection (four vessel study)	20 mL to 50 mL	200 mL

- **Peripheral Arteriography**

Use OPTIRAY 300, OPTIRAY 320 or OPTIRAY 350. The recommended dose for visualization of peripheral arteries is shown below (may repeat as necessary):

Diagnostic area	Dose	Maximum Cumulative Dose
aorta-iliac runoff	60 mL (range 20 mL to 90 mL)	250 mL
common iliac, femoral	40 mL (range 10 mL to 50 mL)	250 mL
subclavian, brachial	20 mL (range 15 mL to 30 mL)	250 mL

- **Visceral and Renal Arteriography and Aortography**

Use OPTIRAY 320. The recommended dose for visualization for the aorta and visceral arteries is shown below (may repeat as necessary):

Diagnostic area	Dose	Maximum Cumulative Dose
aorta	45 mL (range 10 mL to 80 mL)	250 mL
celiac	45 mL (range 12 mL to 60 mL)	250 mL
superior	45 mL (range	250 mL

mesenteric	15 mL to 60 mL)	
renal or inferior mesenteric	9 mL (range 6 mL to 15 mL)	250 mL

- **Coronary Arteriography and Left Ventriculography**

Use OPTIRAY 320 or OPTIRAY 350. The recommended dose for visualization of the coronary arteries and left ventricle is shown below (may repeat as necessary):

Diagnostic area	Dose	Maximum Cumulative Dose
left coronary	8 mL (range 2 mL to 10 mL)	250 mL
right coronary	6 mL (range 1 mL to 10 mL)	250 mL
left ventricle	40 mL (range 30 mL to 50 mL)	250 mL

2.4 Intravenous Procedures in Adults

- **Computed Tomography**

Use OPTIRAY 300, OPTIRAY 320, or OPTIRAY 350 for head and body imaging.

Head Imaging

The recommended dosing is shown below:

- Scan immediately after completion of the intravenous administration.

	Infusion
OPTIRAY 300	50 mL to 150 mL
OPTIRAY 320	50 mL to 150 mL
OPTIRAY 350	50 mL to 150 mL

Body Imaging

OPTIRAY may be administered by bolus injection, by rapid infusion, or by a combination of both. The recommended dosing is shown below:

- Scanning interval will vary with indication and target organ.

	Bolus Injection	Infusion
OPTIRAY 300	25 mL to 75 mL	50 mL to 150 mL
OPTIRAY 320	25 mL to 75 mL	50 mL to 150 mL
OPTIRAY	25 mL to 75	50 mL to 150

350	mL	mL
-----	----	----

- **Venography**

Use OPTIRAY 300, OPTIRAY 320 or OPTIRAY 350. The recommended dose is 50 mL to 100 mL per extremity; with a maximum cumulative dose of 250 mL.

- **Intravenous Urography**

Use OPTIRAY 350, OPTIRAY 320, or OPTIRAY 300. The recommended dose is shown below:

	Usual Dose	High Dose Urography	Maximum Dose
OPTIRAY 300	50 mL to 75 mL	1.6 mL/kg	150 mL
OPTIRAY 320	50 mL to 75 mL	1.5 mL/kg to 2 mL/kg	150 mL
OPTIRAY 350	50 mL to 75 mL	1.4 mL/kg	140 mL

- **Intravenous Digital Subtraction Angiography (IV-DSA)**

Use OPTIRAY 350. The recommended dose range per injection is 30 mL to 50 mL; may repeat as necessary with a maximum cumulative dose of 250 mL.

Injection rates will vary depending on the site of catheter placement and vessel size.

- Central catheter injections are usually made at a rate of between 10 mL/second and 30 mL/second.
- Peripheral injections are usually made at a rate of between 12 mL/second and 20 mL/second.

2.5 Pediatric Dosing

Intra-arterial Procedures

- **Angiocardiography**

Use OPTIRAY 350 or OPTIRAY 320. The recommended single ventricular dose is 1.25 mL/kg (range 1 mL/kg to 1.5 mL/kg). The maximum cumulative dose is 5 mL/kg up to a maximum total volume of 250 mL.

Intravenous Procedures

- **Computed Tomography**

Use OPTIRAY 320.

Head and Body Imaging

The recommended dose in pediatric patients is 1.5 mL/kg to 2 mL/kg (range 1 mL/kg to 3 mL/kg).

- **Intravenous Urography**

Use OPTIRAY 320. The recommended dose for pediatric patients is 1 mL/kg to 1.5

mL/kg (range 0.5 mL/kg to 3 mL/kg); with a maximum cumulative dose not exceeding 3 mL/kg.

3 DOSAGE FORMS AND STRENGTHS

Injection: clear, colorless to pale yellow solutions containing no undissolved solids, available in the following strengths and single-dose containers:

Imaging Product	mg of ioversol per mL	mg of organically bound iodine per mL	Presentations			
			Vials	Bottles	Hand-held syringes	Power injector syringes
OPTIRAY 300 (loversol 64%)	636	300	No	Yes	Yes	Yes
OPTIRAY 320 (loversol 68%)	678	320	Yes	Yes	Yes	Yes
OPTIRAY 350 (loversol 74%)	741	350	No	Yes	Yes	Yes

4 CONTRAINDICATIONS

Symptomatic Hyperthyroidism

5 WARNINGS AND PRECAUTIONS

5.1 Risks Associated with Inadvertent Intrathecal Administration

OPTIRAY is indicated for intravascular use only [see *Dosage and Administration (2.1)*]. Inadvertent intrathecal administration can cause death, convulsions, cerebral hemorrhage, coma, paralysis, arachnoiditis, acute renal failure, cardiac arrest, seizures, rhabdomyolysis, hyperthermia, and brain edema.

5.2 Hypersensitivity Reactions

OPTIRAY can cause life-threatening or fatal hypersensitivity reactions including anaphylaxis and anaphylactic shock. Manifestations include respiratory arrest, laryngospasm, bronchospasm, angioedema, and shock. Most severe reactions develop shortly after the start of the injection (e.g. within 1 to 3 minutes), but delayed reactions may occur. There is an increased risk in patients with a history of a previous reaction to contrast agent, and known allergies (i.e., bronchial asthma, drug, or food allergies), and other hypersensitivities. Premedication with antihistamines or corticosteroids to avoid or minimize possible allergic reactions does not prevent serious life-threatening reactions,

but may reduce both their incidence and severity.

Obtain a history of allergy, hypersensitivity, or prior hypersensitivity reactions to iodinated contrast agents. Always have emergency resuscitation equipment and trained personnel available and monitor all patients for hypersensitivity reactions.

5.3 Contrast Induced Acute Kidney Injury

Acute kidney injury, including renal failure, may occur after OPTIRAY administration. Risk factors include: pre-existing renal impairment, dehydration, diabetes mellitus, congestive heart failure, advanced vascular disease, elderly age, concomitant use of nephrotoxic or diuretic medications, multiple myeloma / paraproteinaceous diseases, repetitive and/or large doses of an iodinated contrast agent.

Use the lowest necessary dose of OPTIRAY in patients with renal impairment. Adequately hydrate patients prior to and following OPTIRAY administration. Do not use laxatives, diuretics, or preparatory dehydration prior to OPTIRAY administration.

5.4 Cardiovascular Adverse Reactions

OPTIRAY increases the circulatory osmotic load and may induce acute or delayed hemodynamic disturbances in patients with congestive heart failure, severely impaired renal function, combined renal and hepatic disease, combined renal and cardiac disease, particularly when repetitive or large doses are administered.

Life-threatening or fatal cardiovascular reactions have occurred with the use of OPTIRAY, including cardiac arrest, hypotensive collapse, and shock. Most deaths occur within 10 minutes of injection; with cardiovascular disease as the main underlying factor. Cardiac decompensation, serious arrhythmias, and myocardial ischemia or infarction can occur during coronary arteriography and ventriculography.

Based upon literature reports, deaths from the administration of iodinated contrast agents range from 6.6 per 1 million (0.00066 percent) to 1 in 10,000 patients (0.01 percent). Use the lowest necessary dose of OPTIRAY in patients with congestive heart failure and always have emergency resuscitation equipment and trained personnel available. Monitor all patients for severe cardiovascular reactions.

5.5 Thromboembolic Events

Angiocardiography

Serious, fatal, thromboembolic events causing myocardial infarction and stroke can occur during angiographic procedures with OPTIRAY. During these procedures, increased thrombosis and activation of the complement system occurs. Risk factors for thromboembolic events include: length of procedure, catheter and syringe material, underlying disease state, and concomitant medications.

To minimize thromboembolic events use meticulous angiographic technique. Avoid blood remaining in contact with syringes containing OPTIRAY, which increases the risk of clotting. Avoid angiocardiography in patients with homocystinuria because of the risk of inducing thrombosis and embolism [*see Clinical Pharmacology (12.2)*].

5.6 Extravasation and Injection Site Reactions

Extravasation can occur with OPTIRAY administration, particularly in patients with severe

arterial or venous disease and can be associated with pain, hemorrhage and necrosis. Ensure intravascular placement of catheters prior to injection. Monitor patients for extravasation and advise patients to seek medical care for progression of symptoms.

5.7 Thyroid Storm in Patients with Hyperthyroidism

OPTIRAY is contraindicated in patients with symptomatic hyperthyroidism [see *Contraindications (4)*]. Thyroid storm has occurred following the intravascular use of iodinated radiopaque agents in patients with hyperthyroidism or with an autonomously functioning thyroid nodule. Evaluate the risk in such patients before use of OPTIRAY.

5.8 Thyroid Dysfunction in Pediatric Patients 0 to 3 Years of Age

Thyroid dysfunction characterized by hypothyroidism or transient thyroid suppression has been reported after both single exposure and multiple exposures to iodinated contrast media (ICM) in pediatric patients 0 to 3 years of age.

Younger age, very low birth weight, prematurity, underlying medical conditions affecting thyroid function, admission to neonatal or pediatric intensive care units, and congenital cardiac conditions are associated with an increased risk of hypothyroidism after ICM exposure. Pediatric patients with congenital cardiac conditions may be at the greatest risk given that they often require high doses of contrast during invasive cardiac procedures.

An underactive thyroid during early life may be harmful for cognitive and neurological development and may require thyroid hormone replacement therapy. After exposure to ICM, individualize thyroid function monitoring based on underlying risk factors, especially in term and preterm neonates.

5.9 Hypertensive Crisis in Patients with Pheochromocytoma

Hypertensive crisis has occurred after the use of iodinated radiopaque contrast agents in patient with pheochromocytoma. Closely monitor patients when administering OPTIRAY if pheochromocytoma or catecholamine-secreting paraganglioma is suspected. Inject the minimum amount of OPTIRAY necessary and have measures for treatment of hypertensive crisis readily available.

5.10 Sickle Cell Crisis in Patients with Sickle Cell Disease

Iodinated contrast agents may promote sickling in individuals who are homozygous for sickle cell disease. Hydrate patients prior to and following OPTIRAY administration, use OPTIRAY only if the necessary imaging information cannot be obtained with alternative imaging modalities, and inject the minimum amount necessary.

5.11 Severe Cutaneous Adverse Reactions

Severe cutaneous adverse reactions (SCAR) may develop from 1 hour to several weeks after intravascular contrast agent administration. These reactions include Stevens-Johnson syndrome and toxic epidermal necrolysis (SJS/TEN), acute generalized exanthematous pustulosis (AGEP) and drug reaction with eosinophilia and systemic symptoms (DRESS). Reaction severity may increase and time to onset may decrease with repeat administration of a contrast agent; prophylactic medications may not prevent or mitigate severe cutaneous adverse reactions. Avoid administering OPTIRAY

to patients with a history of a severe cutaneous adverse reaction to OPTIRAY.

6 ADVERSE REACTIONS

The following clinically significant adverse reactions are described elsewhere in the labeling:

- Risks Associated with Inadvertent Intrathecal Administration [*see Warnings and Precautions (5.1)*]
- Hypersensitivity Reactions [*see Warnings and Precautions (5.2)*]
- Contrast Induced Acute Kidney Injury [*see Warnings and Precautions (5.3)*]
- Cardiovascular Adverse Reactions [*see Warnings and Precautions (5.4)*]
- Thromboembolic Events [*see Warnings and Precautions (5.5)*]
- Thyroid Dysfunction in Pediatric Patients 0 to 3 Years of Age [*see Warnings and Precautions (5.8)*]
- Severe Cutaneous Adverse Reactions [*see Warnings and Precautions (5.11)*]

6.1 Clinical Trials Experience

Adult Patients

Because clinical trials are conducted under widely varying conditions, adverse reaction rates observed in the clinical trials of a drug cannot be directly compared to rates in the clinical trials of another drug and may not reflect the rates observed in practice.

The following listing shows adverse reactions based upon clinical trials with OPTIRAY (ioversol) in 4,187 patients. Adverse reactions are listed by organ system according to clinical importance. More severe reactions are listed before others in a system regardless of incidence. The most common reaction is nausea, occurring at a rate of 1 percent.

Cardiac disorders

Cardiac arrest, myocardial infarction, arrhythmia, atrioventricular block complete, atrioventricular block, nodal rhythm, bradycardia, angina pectoris, palpitations

Ear and labyrinth disorders

Vertigo, tinnitus

Eye disorders

Vision blurred, periorbital edema, conjunctivitis

Gastrointestinal disorders

Nausea, vomiting, abdominal pain, dysphagia, dry mouth

General disorders and administration site conditions

Chest pain, pain, injection site pain, injection site hematoma, extravasation, pyrexia, swelling, asthenia, malaise, fatigue, chills

Infections and infestations

Rhinitis

Injury, poisoning, and procedural complications

Heart injury, vascular pseudoaneurysm

Investigations

Electrocardiogram ST segment depression, blood pressure decreased

Metabolism and nutrition disorders

Acidosis

Musculoskeletal and connective tissue disorders

Muscular weakness, muscle spasms, back pain

Nervous system disorders

Cerebral infarction, aphasia, tremor, dizziness, presyncope, headache, paraesthesia, dysgeusia

Psychiatric disorders

Hallucination, visual hallucination, disorientation, anxiety

Renal and urinary disorders

Urinary retention, renal pain, polyuria

Respiratory, thoracic, and mediastinal disorders

Laryngeal edema, hypoxia, pulmonary edema, dyspnea, hyperventilation, cough, sneezing, nasal congestion

Skin and subcutaneous tissue disorders

Urticaria, rash, pruritus, swelling face, hyperhidrosis, erythema

Vascular disorders

Hypertension, hypotension, arterial spasm, vasospasm, vasodilation, flushing

Pediatric Patients

In clinical studies involving 311 patients for pediatric angiocardiology, contrast enhanced computed tomographic imaging of the head and body, and intravenous excretory urography; 6% of patients reported an adverse reaction, with the most common adverse reactions being nausea and fever. Adverse reactions reported were similar in quality and frequency to the adverse events reported by adults.

6.2 Postmarketing Experience

The following additional adverse drug reactions have been reported during post-approval use of OPTIRAY. Because these reactions are reported voluntarily from a population of uncertain size, it is not always possible to reliably estimate frequency or establish a causal relationship to drug exposure.

Cardiac disorders: coronary artery spasm, cyanosis, arrhythmia (ventricular fibrillation, tachycardia, extrasystole), ECG abnormal.

Endocrine disorders: hyperthyroidism, hypothyroidism.

Eye disorders: temporary blindness, conjunctivitis (including eye irritation, ocular hyperemia, watery eyes).

Gastrointestinal disorders: tongue edema, salivary hypersecretion.

General disorders and administration site conditions: injection site reactions including pain, hemorrhage, and necrosis especially after extravasation [see *Warnings and Precautions (5.6)*], face edema, feeling hot.

Immune system disorders: hypersensitivity reactions including fatal anaphylactic shock.

Nervous system disorders: seizure, loss of consciousness, somnolence, hypoesthesia,

dyskinesia, amnesia.

Respiratory disorders: Respiratory arrest, asthma, bronchospasm, laryngeal spasm and obstruction, throat irritation, dysphonia.

Skin and subcutaneous tissue disorders: Reactions range from mild (e.g. rash, erythema, pruritus, urticaria, and skin discoloration) to severe: [e.g. Stevens-Johnson syndrome and toxic epidermal necrolysis (SJS/TEN)], acute generalized exanthematous pustulosis (AGEP) and drug reaction with eosinophilia and systemic symptoms (DRESS).

Vascular Disorders: phlebitis, thrombosis.

7 DRUG INTERACTIONS

7.1 Drug-Drug Interactions

Metformin

In patients with renal impairment, metformin can cause lactic acidosis. Iodinated contrast agents appear to increase the risk of metformin induced lactic acidosis, possibly as a result of worsening renal function. Stop metformin at the time of, or prior to, OPTIRAY administration in patients with an eGFR between 30 and 60 mL/min/1.73 m²; in patients with a history of hepatic impairment, alcoholism or heart failure; or in patients who will be administered intra-arterial iodinated contrast agents. Re-evaluate eGFR 48 hours after the imaging procedure, and reinstitute only after renal function is stable.

Radioactive Iodine

Administration of iodinated contrast agents may interfere with thyroid uptake of radioactive iodine (I 131) and decrease therapeutic efficacy in patients with carcinoma of the thyroid. The decrease in efficacy lasts for 6-8 weeks.

Oral Cholecystographic Contrast Agents

Renal toxicity has been reported in patients with liver impairment who were given oral cholecystographic agents followed by intravascular contrast agents. Administration of OPTIRAY should be postponed in patients who have recently received a cholecystographic contrast agent.

7.2 Drug/Laboratory Test Interactions

- Protein-Bound Iodine, Radioactive Iodine Determinations

The results of protein bound iodine and radioactive iodine uptake studies, which depend on iodine estimation, will not accurately reflect thyroid function for up to 16 days following administration of iodinated contrast agent. However, thyroid function tests that do not depend on iodine estimations, e.g., T3 resin uptake and total or free thyroxine (T4) assays are not affected.

8 USE IN SPECIFIC POPULATIONS

8.1 Pregnancy

Risk Summary

Postmarketing data with OPTIRAY use in pregnant women are insufficient to determine if there is a risk of drug-associated adverse developmental outcomes. Ioversol crosses the placenta and reaches fetal tissues in small amounts [see Data]. In animal reproduction studies, no adverse developmental effects were observed following daily intravenous administrations of ioversol to pregnant rats (from Gestation Day 7 to 17) and rabbits (Gestation Day 6 to 18) at doses 0.35 and 0.71 times, respectively, the maximum recommended human dose.

The estimated background risk of major birth defects and miscarriage for the indicated population is unknown. All pregnancies have a background risk of major birth defects, loss, or other adverse outcomes. In the U.S. general population, the estimated background risk of major birth defects and miscarriages in clinically recognized pregnancies is 2-4% and 15-20%, respectively.

Data

Human Data

Literature reports show that ioversol crosses the placenta and is visualized in the digestive tract of exposed infants after birth.

Animal Data

Developmental toxicity studies were conducted with ioversol given intravenously at doses of 0, 0.2, 0.8, and 3.2 g iodine/kg/day from Gestation Day 7 to 17 and 6 to 18, in rats and rabbits, respectively. No adverse effects on embryo-fetal development were observed in either species at the maximum dose tested (3.2 g iodine/kg/day). Maternal toxicity was observed in rabbits at 0.8 and 3.2 g iodine/kg/day.

8.2 Lactation

Risk Summary

There is no information about the presence of ioversol in human or animal milk, the effects of the drug on the breastfed infant, or the effects of the drug on milk production. However, iodinated contrast agents are excreted unchanged in human milk in very low amounts with poor absorption from the gastrointestinal tract of the breastfed infant. The developmental and health benefits of breastfeeding should be considered along with the mother's clinical need for OPTIRAY and any potential adverse effects on the breastfed infant from OPTIRAY or from the underlying maternal condition.

Clinical Considerations

Interruption of breastfeeding after exposure to iodinated contrast agents is not necessary because the potential exposure of the breastfed infant to iodine is small. However, a lactating woman may consider interrupting breastfeeding and pumping and discarding breast milk for 8 hours (approximately 5 elimination half-lives) after OPTIRAY administration in order to minimize drug exposure to a breast fed infant.

8.4 Pediatric Use

Safety and effectiveness in pediatric patients have been established for the use of OPTIRAY 350 and OPTIRAY 320 in angiocardiology; and for OPTIRAY 320 in computed tomographic imaging of the head and body, and intravenous excretory urography. Use of OPTIRAY 350 and OPTIRAY 320 in these age groups is based on controlled clinical trials involving 159 patients for pediatric angiocardiology; computed tomographic

imaging of the head and body, and intravenous excretory urography. In general, the types of adverse reactions reported are similar to those of adults [*see Adverse Reactions (6.1)*].

Safety and effectiveness of OPTIRAY 300 has not been established in pediatric patients.

Pediatric patients at higher risk of experiencing adverse reactions to OPTIRAY include patients with: asthma, sensitivity to medication and/or allergens, congestive heart failure, serum creatinine greater than 1.5 mg/dL, or age less than 12 months. Thyroid function tests indicative of hypothyroidism or transient thyroid suppression have been uncommonly reported following iodinated contrast media administration in pediatric patients, including infants. Some patients were treated for hypothyroidism [*See Adverse Reactions (6.2)*].

Thyroid function tests indicative of thyroid dysfunction, characterized by hypothyroidism or transient thyroid suppression have been uncommonly reported following iodinated contrast media administration in pediatric patients, including term and preterm neonates; some patients were treated for hypothyroidism. After exposure to iodinated contrast media, individualize thyroid function monitoring in pediatric patients 0 to 3 years of age based on underlying risk factors, especially in term and preterm neonates [*see Warnings and Precautions (5.8) and Adverse Reactions (6.2)*].

8.5 Geriatric Use

Ioversol is nearly completely excreted as parent drug by the kidney, and the risk of adverse reactions to OPTIRAY may be greater in patients with impaired renal function. Because elderly patients are more likely to have decreased renal function, dose selection should be cautious usually starting at the low end of the dosing range, reflecting the greater frequency of decreased hepatic, renal or cardiac function, and of concomitant disease or other drug therapy.

8.6 Renal Impairment

Ioversol is nearly completely excreted as parent drug by the kidney and renal impairment is expected to reduce the rate of elimination. Ioversol can be removed by dialysis.

10 OVERDOSAGE

The adverse effects of overdosage are life-threatening and affect mainly the pulmonary and cardiovascular system. Treatment of an overdosage is directed toward the support of all vital functions and prompt institution of symptomatic therapy.

Ioversol does not bind to plasma or serum protein and is, therefore, dialyzable.

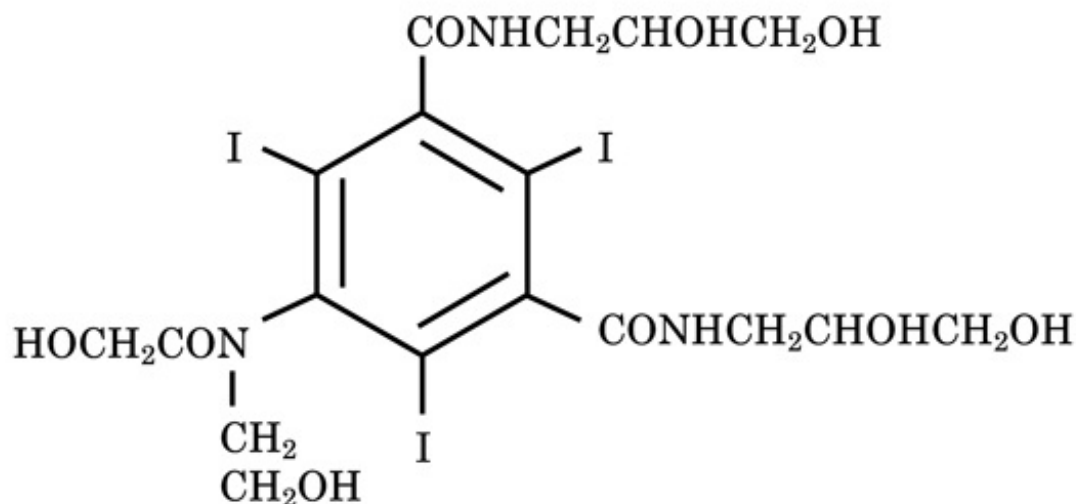
11 DESCRIPTION

11.1 Chemical Characteristics

OPTIRAY (ioversol injection) is a non-ionic radiographic contrast agent. OPTIRAY formulations are sterile, nonpyrogenic, aqueous solutions intended for intravascular use. Ioversol is designated chemically as *N,N'*-Bis (2,3-dihydroxypropyl)-5-[*N'*-(2-

hydroxyethyl) -glycolamido] -2,4,6-triiodoisophthalamide. The molecular weight of ioversol is 807.11 and the organically bound iodine content is 47.2%.

The structural formula of ioversol is as follows:



OPTIRAY is available in three strengths:

- **OPTIRAY 300** (ioversol injection 64%): Each mL contains 300 mg organically bound iodine, 636 mg ioversol, 3.6 mg, tromethamine, 0.2 mg edetate calcium disodium.
- **OPTIRAY 320** (ioversol injection 68%): Each mL contains 320 mg organically bound iodine, 678 mg of ioversol, 3.6 mg tromethamine, 0.2 mg edetate calcium disodium.
- **OPTIRAY 350** (ioversol injection 74%): Each mL contains 350 mg organically bound iodine, 741 mg ioversol, 3.6 mg tromethamine, 0.2 mg edetate calcium disodium.

The pH of the OPTIRAY formulations is adjusted to 6.0 to 7.4 with hydrochloric acid or sodium hydroxide. All solutions are sterilized by autoclaving and contain no preservatives. Ioversol does not dissociate in solution.

11.2 Physical Characteristics

Some physical and chemical properties of these formulations are listed below:

	OPTIRAY 300	OPTIRAY 320	OPTIRAY 350
Ioversol content (mg/mL)	636	678	741
Iodine content (mg I/mL)	300	320	350
Osmolality (mOsm/kg water)	651	702	792
Viscosity (cps)			
at 25°C	8.2	9.9	14.3
at 37°C	5.5	5.8	9.0
Specific Gravity	1.352	1.371	1.405

at 37°C			
---------	--	--	--

The OPTIRAY formulations are clear, colorless to pale yellow solutions containing no undissolved solids. Crystallization does not occur at room temperature. OPTIRAY solutions have osmolalities 1.8 to 2.8 times that of plasma (285 mOsm/kg water) as shown in the above table and are hypertonic under conditions of use.

12 CLINICAL PHARMACOLOGY

12.1 Mechanism of Action

Intravascular injection of ioversol opacifies vessels in the path of the flow of the contrast medium, permitting visualization of the internal structures until significant hemodilution occurs.

In imaging of the body, iodinated contrast agents diffuse from the vascular into the extravascular space. In normal brain with an intact blood-brain barrier, contrast does not diffuse into the extravascular space. In patients with a disrupted blood-brain barrier, contrast agent accumulates in the interstitial space in the region of disruption.

12.2 Pharmacodynamics

Following administration of OPTIRAY, the degree of enhancement is directly related to the iodine content in an administered dose. Peak iodine plasma levels occur immediately following rapid injection. The time to maximum contrast enhancement can vary, depending on the organ, from the time that peak blood iodine concentrations are reached to one hour after intravenous bolus administration. When a delay between peak blood iodine concentrations and peak contrast is present, it suggests that radiographic contrast enhancement is at least in part dependent on the accumulation of iodine-containing medium within the lesion and outside the blood pool.

For angiography, contrast enhancement is greatest immediately (15 seconds to 120 seconds) after rapid injection. Iodinated contrast agents may be visualized in the renal parenchyma within 30-60 seconds following rapid intravenous injection. Opacification of the calyces and pelves in patients with normal renal function becomes apparent within 1-3 minutes, with optimum contrast occurring within 5-15 minutes.

12.3 Pharmacokinetics

In 12 healthy volunteers (6 receiving 50 mL and 6 receiving 150 mL of OPTIRAY 320), elimination half-life was 1.5 hours for both doses.

Distribution

In an *in vitro* human plasma study, ioversol did not bind to protein. The volume of distribution in adults was 0.26 L/kg body weight, consistent with distribution to the extracellular space.

Elimination

Metabolism

Ioversol does not undergo significant metabolism, deiodination or biotransformation.

Excretion

Greater than 95% of the administered dose was excreted in urine within the first 24 hours, with the peak urine concentration occurring in the first two hours after administration.

13 NONCLINICAL TOXICOLOGY

13.1 Carcinogenesis, Mutagenesis, Impairment of Fertility

No long term animal studies have been performed to evaluate carcinogenic potential. Nonclinical studies show that ioversol is not mutagenic and does not affect fertility.

13.2 Animal Toxicology and/or Pharmacology

Animal studies indicate that ioversol does not cross the blood-brain barrier.

16 HOW SUPPLIED/STORAGE AND HANDLING

16.1 How Supplied

OPTIRAY is a clear, colorless to pale yellow, sterile, pyrogen-free, aqueous solution available in three strengths. The products are supplied in containers from which the air has been displaced by nitrogen. OPTIRAY is supplied in the following single-dose configurations:

OPTIRAY 350	NDC Number
Glass	
25x50 mL bottles	0019-1333-06
12x100 mL bottles	0019-1333-11
12x150 mL bottles	0019-1333-16
12x200 mL fill/250 mL bottles	0019-1333-21
Plastic	
20x50 mL hand held syringes	0019-1333-78
20x75 mL fill/125 mL power injector syringes	0019-1333-95
20x100 mL fill/125 mL power injector syringes	0019-1333-90
20x125 mL power injector syringes	0019-1333-87
RFID-Tagged Syringes*	
20x100 mL fill/125 mL power injector syringes	0019-1333-00
20x125 mL power injector syringes	0019-1333-27
OPTIRAY 320	
Glass	
25x20 mL vials	0019-1323-02
25x50 mL bottles	0019-1323-06
12x100 mL bottles	0019-1323-11
12x150 mL bottles	0019-1323-16
12x200 mL fill/250 mL bottles	0019-1323-21
Plastic	
20x50 mL hand held syringes	0019-1323-78
20x50 mL fill/125 mL power injector syringes	0019-1323-52
20x75 mL fill/125 mL power injector syringes	0019-1323-95

20x100 mL fill/125 mL power injector syringes	0019-1323-90
20x125 mL power injector syringes	0019-1323-87
RFID-Tagged Syringes*	
20x75 mL fill/125 mL power injector syringes	0019-1323-85
20x100 mL fill/125 mL power injector syringes	0019-1323-00
20x125 mL power injector syringes	0019-1323-27
OPTIRAY 300	
Glass	
25x50 mL bottles	0019-1332-06
12x100 mL bottles	0019-1332-11
12x150 mL bottles	0019-1332-16
12x200 mL fill/250 mL bottles	0019-1332-21
Plastic	
20x100 mL fill/125 mL power injector syringes	0019-1332-90
RFID-Tagged Syringes*	
20x100 mL fill/125 mL power injector syringes	0019-1332-00

*Radio Frequency Identification (RFID) Technology

RFID-Tagged Syringe Description

This information is for Ultraject™ syringes containing OPTIRAY that have been labeled with a Radio Frequency Identification (RFID) tag. When used with an RFID-enabled Optivantage™ injector, this tag allows for the exchange of product information such as lot number, expiration, concentration, and identification of the syringe as being “unused” prior to use and “used” after product administrations. Patient information is not used in any form with this RFID technology. OPTIRAY product quality is not influenced by the use of this RFID tag.

RFID-Tagged Syringe Directions for Use

For the RFID Technology to function, the syringe must be used with an Optivantage Injector with RFID technology [see *Dosage and Administration (2.2)*]. Function of the RFID technology is not dependent on syringe orientation as it is placed in the injector. Instructions for use of injector are provided on the injector interface screen and operator’s manual.

If the RFID tag is damaged or otherwise non-functional, the injector will notify the user. Should this occur the OPTIRAY syringe with the non-functional RFID tag may still be used but no data will be transferred to the injector.

Regarding interference with medical devices, the RFID tag and injector system meet the IEC 60601-1-2 requirements for emission and immunity standards for medical devices. Follow all manufacturers’ guidelines and do not operate any part of the Optivantage Injector System and RFID-tagged syringes within 6 inches (15 cm) of a pacemaker and/or defibrillator.

16.2 Storage

- Store at 25°C (77°F); excursions permitted to 15° to 30°C (59° to 86°F).
- Protect from strong daylight or direct exposure to the sun.
- Store up to 40°C (104°F) for up to one month in a contrast media warmer utilizing circulating warm air.
- May store OPTIRAY for periods longer than one month.

- Store OPTIRAY RFID-tagged syringes at the same conditions listed for the drug product.
- Discard OPTIRAY syringes, glass bottles, and their contents if they are frozen or if crystallization occurs.

16.3 Handling

- Do not re-autoclave plastic container because of possible damage to syringe.
- RFID-tagged syringes require no special handling.

17 PATIENT COUNSELING INFORMATION

Hypersensitivity Reactions

Advise the patient concerning the risk of hypersensitivity reactions that can occur both during and after OPTIRAY administration. Advise the patient to report any signs or symptoms of hypersensitivity reactions during the procedure and to seek medical attention for signs or symptoms experienced after discharge [see *Warnings and Precautions (5.2)*].

Advise patients to inform their physician if they develop a rash after receiving OPTIRAY [see *Warnings and Precautions (5.10)*].

Contrast Induced Acute Kidney Injury

Advise the patient concerning appropriate hydration to decrease the risk of contrast induced kidney injury [see *Warnings and Precautions (5.3)*].

Extravasation

If extravasation occurs during injection, advise patients to seek medical care for progression of symptoms [see *Warnings and Precautions (5.6)*].

Thyroid Dysfunction

Advise parents/caregivers about the risk of developing thyroid dysfunction after OPTIRAY administration. Advise parents/caregivers about when to seek medical care for their child to monitor for thyroid function [see *Warnings and Precautions (5.8)*].

Manufactured by:
Lieber-Flarsheim Company LLC
Raleigh, NC 27616

Made in USA



GBT 1323C0223

**PACKAGE LABEL - PRINCIPAL DISPLAY PANEL - Optiray 350, Ioversol Injection
74%**

Single Dose Container 50 mL

Sterile Solution NDC 0019-1333-78

Optiray® 350

Ioversol Injection 74%

350 mg/mL Organically Bound Iodine

For Intravenous and Intra-arterial Use Only **Rx only**

Not For Intrathecal Use

Medication and fluid pathway are sterile. Outside of syringe is not sterile. Single dose syringe • Discard unused portion and syringe.

Protect from light • Store at 25°C (77°F); excursions permitted to 15° to 30°C (59° to 86°F) [see USP Controlled Room Temperature].

Each mL contains 741 mg ioversol, 3.6 mg tromethamine as a bufer and 0.2 mg edetate calcium disodium as a stabilizer. The pH is adjusted with hydrochloric acid or sodium hydroxide.

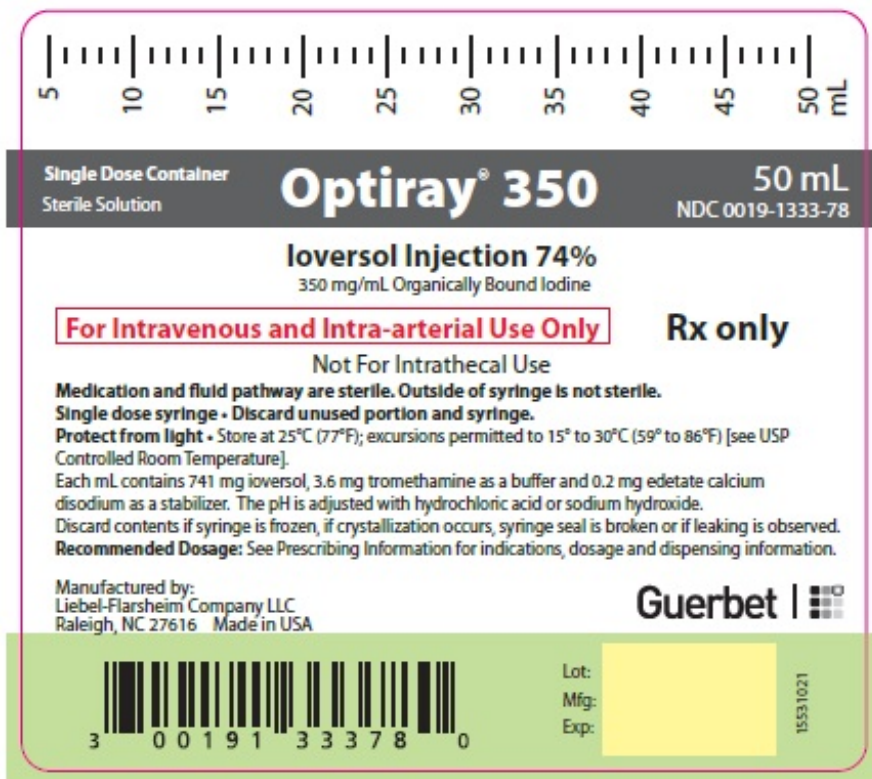
Discard contents if syringe is frozen, if crystallization occurs, syringe seal is broken or if leaking is observed.

Recommended Dosage: See Prescribing Information for indications, dosage and dispensing information.

Manufactured by:

Liebel-Flarsheim Company LLC

Raleigh, NC 27616 Made in USA



Single Dose Container 75 mL

Sterile Solution NDC 0019-1333-95

Optiray® 350

Ioversol Injection 74%

350 mg/mL Organically Bound Iodine

For Intravenous and Intra-arterial Use Only **Rx only**

Not For Intrathecal Use

Medication and fluid pathway are sterile.

Outside of syringe is not sterile.

Single dose syringe • Discard unused portion and syringe.

Protect from light • Store at 25°C (77°F); excursions permitted to 15° to 30°C (59° to 86°F) [see USP Controlled Room Temperature].

Each mL contains 741 mg ioversol, 3.6 mg tromethamine as a bufer and 0.2 mg edetate calcium disodium as a stabilizer.

The pH is adjusted with hydrochloric acid or sodium hydroxide.

Discard contents if syringe is frozen, if crystallization occurs, syringe seal is broken or if leaking is observed.

Recommended Dosage: See Prescribing Information for indications, dosage and dispensing information.

Manufactured by:

Liebel-Flarsheim Company LLC

Raleigh, NC 27616 Made in USA



Single Dose Container 100 mL

Sterile Solution NDC 0019-1333-90

Optiray® 350

Ioversol Injection 74%

350 mg/mL Organically Bound Iodine

For Intravenous and Intra-arterial Use Only **Rx only**

Not For Intrathecal Use

Medication and fluid pathway are sterile. Outside of syringe is not sterile. Single dose syringe • Discard unused portion and syringe.

Protect from light • Store at 25°C (77°F); excursions permitted to 15° to 30°C (59° to 86°F) [see USP Controlled Room Temperature].

Each mL contains 741 mg ioversol, 3.6 mg tromethamine as a bufer and 0.2 mg edetate calcium disodium as a stabilizer. The pH is adjusted with hydrochloric acid or sodium hydroxide.

Discard contents if syringe is frozen, if crystallization occurs, syringe seal is broken or if leaking is observed.

Recommended Dosage: See Prescribing Information for indications, dosage and dispensing information.

Manufactured by:

Liebel-Flarsheim Company LLC

Raleigh, NC 27616 Made in USA

The image shows a rectangular product label for Optiray 350. The top section is dark grey with white text: 'Single Dose Container Sterile Solution' on the left and '100 mL NDC 0019-1333-90' on the right. The product name 'Optiray® 350' is prominently displayed in white. Below this, 'Ioversol Injection 74%' and '350 mg/mL Organically Bound Iodine' are written in black. A red-bordered box contains the text 'For Intravenous and Intra-arterial Use Only' and 'Rx only'. Below this, it states 'Not For Intrathecal Use'. The main body of the label contains detailed instructions and warnings in black text, including storage conditions, dosage information, and manufacturer details. At the bottom, there is a barcode with the numbers '3 00191 33390 2' and a yellow box for 'Lot: Mfg: Exp:' information. The number '15561021' is printed vertically on the right side of the label.

Single Dose Container 125 mL
Sterile Solution NDC 0019-1333-87
Optiray® 350

Ioversol Injection 74%
350 mg/mL Organically Bound Iodine

For Intravenous and Intra-arterial Use Only **Rx only**

Not For Intrathecal Use

Medication and fluid pathway are sterile. Outside of syringe is not sterile. Single dose syringe • Discard unused portion and syringe.

Protect from light • Store at 25°C (77°F); excursions permitted to 15° to 30°C (59° to 86°F) [see USP Controlled Room Temperature].

Each mL contains 741 mg ioversol, 3.6 mg tromethamine as a bufer and 0.2 mg edetate calcium disodium as a stabilizer. The pH is adjusted with hydrochloric acid or sodium hydroxide.

Discard contents if syringe is frozen, if crystallization occurs, syringe seal is broken or if leaking is observed.

Recommended Dosage: See Prescribing Information for indications, dosage and dispensing information.

Manufactured by:

Liebel-Flarsheim Company LLC

Raleigh, NC 27616

Made in USA

Single Dose Container
Sterile Solution

125 mL
NDC 0019-1333-87

Optiray[®] 350

Ioversol Injection 74%
350 mg/mL Organically Bound Iodine

For Intravenous and Intra-arterial Use Only **Rx only**

Not For Intrathecal Use

Medication and fluid pathway are sterile. Outside of syringe is not sterile.
Single dose syringe • Discard unused portion and syringe.
Protect from light • Store at 25°C (77°F); excursions permitted to 15° to 30°C (59° to 86°F)
[see USP Controlled Room Temperature].
Each mL contains 741 mg ioversol, 3.6 mg tromethamine as a buffer and 0.2 mg edetate calcium disodium as a stabilizer. The pH is adjusted with hydrochloric acid or sodium hydroxide.
Discard contents if syringe is frozen, if crystallization occurs, syringe seal is broken or if leaking is observed.
Recommended Dosage: See Prescribing Information for indications, dosage and dispensing information.
Manufactured by:
Liebel-Flarsheim Company LLC
Raleigh, NC 27616 Made in USA

Guerbet |

Lot:
Mfg:
Exp:
1557021

3 0019133387 2

PACKAGE LABEL - PRINCIPAL DISPLAY PANEL - Optiray 320, Ioversol Injection 68%

Single Dose Container 50 mL
Sterile Solution NDC 0019-1323-78

Optiray[®] 320

Ioversol Injection 68%

320 mg/mL Organically Bound Iodine

For Intravenous and Intra-arterial Use Only **Rx only**

Not For Intrathecal Use

Medication and fluid pathway are sterile. Outside of syringe is not sterile.
Single dose syringe • Discard unused portion and syringe.

Protect from light • Store at 25°C (77°F); excursions permitted to 15° to 30°C (59° to 86°F) [see USP Controlled Room Temperature].

Each mL contains 678 mg ioversol, 3.6 mg tromethamine as a bufer and 0.2 mg edetate calcium disodium as a stabilizer. The pH is adjusted with hydrochloric acid or sodium hydroxide.

Discard contents if syringe is frozen, if crystallization occurs, syringe seal is broken or if leaking is observed.

Recommended Dosage: See Prescribing Information for indications, dosage and dispensing information.

Manufactured by:

Liebel-Flarsheim Company LLC
Raleigh, NC 27616 Made in USA

5 10 15 20 25 30 35 40 45 50 mL

Single Dose Container
Sterile Solution

Optiray® 320 50 mL
NDC 0019-1323-78

Ioversol Injection 68%
320 mg/mL Organically Bound Iodine

For Intravenous and Intra-arterial Use Only Rx only
Not For Intrathecal Use

Medication and fluid pathway are sterile. Outside of syringe is not sterile.
Single dose syringe • Discard unused portion and syringe.
Protect from light • Store at 25°C (77°F); excursions permitted to 15° to 30°C (59° to 86°F) [see USP Controlled Room Temperature].
Each mL contains 678 mg ioversol, 3.6 mg tromethamine as a buffer and 0.2 mg edetate calcium disodium as a stabilizer. The pH is adjusted with hydrochloric acid or sodium hydroxide.
Discard contents if syringe is frozen, if crystallization occurs, syringe seal is broken or if leaking is observed.
Recommended Dosage: See Prescribing Information for indications, dosage and dispensing information.

Manufactured by:
Liebel-Flarsheim Company LLC
Raleigh, NC 27616 Made in USA

Guerbet |

3 00191 32378 1

Lot:
Mfg:
Exp:

15471021

Single Dose Container 50 mL
Sterile Solution NDC 0019-1323-52

Optiray® 320

Ioversol Injection 68%

320 mg/mL Organically Bound Iodine

For Intravenous and Intra-arterial Use Only **Rx only**

Not For Intrathecal Use

Medication and fluid pathway are sterile.

Outside of syringe is not sterile.

Single dose syringe • Discard unused portion and syringe.

Protect from light • Store at 25°C (77°F); excursions permitted to 15° to 30°C (59° to 86°F) [see USP Controlled Room Temperature].

Each mL contains 678 mg ioversol, 3.6 mg tromethamine as a bufer and 0.2 mg edetate

calcium disodium as a stabilizer.

The pH is adjusted with hydrochloric acid or sodium hydroxide.

Discard contents if syringe is frozen, if crystallization occurs, syringe seal is broken or if leaking is observed.

Recommended Dosage: See Prescribing Information for indications, dosage and dispensing information.

Manufactured by:

Liebel-Flarsheim Company LLC

Raleigh, NC 27616 Made in USA



Single Dose Container 75 mL

Sterile Solution NDC 0019-1323-95

Optiray® 320

Ioversol Injection 68%

320 mg/mL Organically Bound Iodine

For Intravenous and Intra-arterial Use Only **Rx only**

Not For Intrathecal Use

Medication and fluid pathway are sterile.

Outside of syringe is not sterile.

Single dose syringe • Discard unused portion and syringe.

Protect from light • Store at 25°C (77°F); excursions permitted to 15° to 30°C (59° to 86°F) [see USP Controlled Room Temperature].

Each mL contains 678 mg ioversol, 3.6 mg tromethamine as a bufer and 0.2 mg edetate calcium disodium as a stabilizer.

The pH is adjusted with hydrochloric acid or sodium hydroxide.

Discard contents if syringe is frozen, if crystallization occurs, syringe seal is broken or if

leaking is observed.

Recommended Dosage: See Prescribing Information for indications, dosage and dispensing information.

Manufactured by:

Liebel-Flarsheim Company LLC
Raleigh, NC 27616 Made in USA


Single Dose Container 75 mL
Sterile Solution NDC 0019-1323-95

Optiray® 320

Ioversol Injection 68%
320 mg/mL Organically Bound Iodine

For Intravenous and Intra-arterial Use Only Rx only

Not For Intrathecal Use
Medication and fluid pathway are sterile. Outside of syringe is not sterile.
Single dose syringe • Discard unused portion and syringe.
Protect from light • Store at 25°C (77°F); excursions permitted to 15° to 30°C (59° to 86°F) [see USP Controlled Room Temperature].
Each mL contains 678 mg ioversol, 3.6 mg tromethamine as a buffer and 0.2 mg edetate calcium disodium as a stabilizer. The pH is adjusted with hydrochloric acid or sodium hydroxide. Discard contents if syringe is frozen, if crystallization occurs, syringe seal is broken or if leaking is observed.
Recommended Dosage: See Prescribing Information for indications, dosage and dispensing information.
Manufactured by:
Liebel-Flarsheim Company LLC
Raleigh, NC 27616 Made in USA

Guerbet | 

Lot:
Mfg:
Exp:
15-491021

3 00191 32395 8

Single Dose Container 100 mL
Sterile Solution NDC 0019-1323-90
Optiray® 320

Ioversol Injection 68%

320 mg/mL Organically Bound Iodine

For Intravenous and Intra-arterial Use Only **Rx only**

Not For Intrathecal Use

Medication and fluid pathway are sterile. Outside of syringe is not sterile.
Single dose syringe • Discard unused portion and syringe.

Protect from light • Store at 25°C (77°F); excursions permitted to 15° to 30°C (59° to 86°F) [see USP Controlled Room Temperature].

Each mL contains 678 mg ioversol, 3.6 mg tromethamine as a bufer and 0.2 mg edetate calcium disodium as a stabilizer. The pH is adjusted with hydrochloric acid or sodium hydroxide.

Discard contents if syringe is frozen, if crystallization occurs, syringe seal is broken or if leaking is observed.

Recommended Dosage: See Prescribing Information for indications, dosage and dispensing information.

Manufactured by:

Liebel-Flarsheim Company LLC
Raleigh, NC 27616 Made in USA

Single Dose Container
Sterile Solution

100 mL
NDC 0019-1323-90

Optiray® 320

Ioversol Injection 68%
320 mg/mL Organically Bound Iodine

For Intravenous and Intra-arterial Use Only **Rx only**
Not For Intrathecal Use

Medication and fluid pathway are sterile. Outside of syringe is not sterile. Single dose syringe • Discard unused portion and syringe.
Protect from light • Store at 25°C (77°F); excursions permitted to 15° to 30°C (59° to 86°F) [see USP Controlled Room Temperature].
Each mL contains 678 mg ioversol, 3.6 mg tromethamine as a buffer and 0.2 mg edetate calcium disodium as a stabilizer. The pH is adjusted with hydrochloric acid or sodium hydroxide.
Discard contents if syringe is frozen, if crystallization occurs, syringe seal is broken or if leaking is observed.
Recommended Dosage: See Prescribing Information for indications, dosage and dispensing information.
Manufactured by:
Liebel-Flarsheim Company LLC
Raleigh, NC 27616 Made in USA

Guerbet | 



3 00191 32390 3

Lot:
Mfg:
Exp:

15501021

Single Dose Container 125 mL
Sterile Solution NDC 0019-1323-87
Optiray® 320

Ioversol Injection 68%

320 mg/mL Organically Bound Iodine

For Intravenous and Intra-arterial Use Only **Rx only**

Not For Intrathecal Use

Medication and fluid pathway are sterile. Outside of syringe is not sterile. Single dose syringe • Discard unused portion and syringe.

Protect from light • Store at 25°C (77°F); excursions permitted to 15° to 30°C (59° to 86°F) [see USP Controlled Room Temperature].

Each mL contains 678 mg ioversol, 3.6 mg tromethamine as a bufer and 0.2 mg edetate calcium disodium as a stabilizer. The pH is adjusted with hydrochloric acid or sodium hydroxide.

Discard contents if syringe is frozen, if crystallization occurs, syringe seal is broken or if leaking is observed.

Recommended Dosage: See Prescribing Information for indications, dosage and dispensing information.

Manufactured by:
Liebel-Flarsheim Company LLC
Raleigh, NC 27616 Made in USA



PACKAGE LABEL - PRINCIPAL DISPLAY PANEL - Optiray 300, Ioversol Injection 64%

Single Dose Container 100 mL
Sterile Solution NDC 0019-1332-90

Optiray® 300
Ioversol Injection 64%

300 mg/mL Organically Bound Iodine

For Intravenous and Intra-arterial Use Only **Rx only**

Not For Intrathecal Use

Medication and fluid pathway are sterile. Outside of syringe is not sterile. Single dose syringe • Discard unused portion and syringe.

Protect from light • Store at 25°C (77°F); excursions permitted to 15° to 30°C (59° to 86°F) [see USP Controlled Room Temperature].

Each mL contains 636 mg ioversol, 3.6 mg tromethamine as a buffer and 0.2 mg edetate calcium disodium as a stabilizer. The pH is adjusted with hydrochloric acid or sodium hydroxide.

Discard contents if syringe is frozen, if crystallization occurs, syringe seal is broken or if leaking is observed.

Recommended Dosage: See Prescribing Information for indications, dosage and dispensing information.

Manufactured by:
Liebel-Flarsheim Company LLC
Raleigh, NC 27616 Made in USA

Single Dose Container
Sterile Solution

100 mL
NDC 0019-1332-90

Optiray® 300

Ioversol Injection 64%
300 mg/mL Organically Bound Iodine

For Intravenous and Intra-arterial Use Only **Rx only**
Not For Intrathecal Use

Medication and fluid pathway are sterile. Outside of syringe is not sterile. Single dose syringe - Discard unused portion and syringe.
Protect from light - Store at 25°C (77°F); excursions permitted to 15° to 30°C (59° to 86°F) [see USP Controlled Room Temperature].
Each mL contains 636 mg ioversol, 3.6 mg tromethamine as a buffer and 0.2 mg edetate calcium disodium as a stabilizer. The pH is adjusted with hydrochloric acid or sodium hydroxide. Discard contents if syringe is frozen, if crystallization occurs, syringe seal is broken or if leaking is observed.
Recommended Dosage: See Prescribing Information for indications, dosage and dispensing information.
Manufactured by:
Lieber-Farshem Company LLC
Raleigh, NC 27616 Made in USA

Guerbet | 



3 00191 33290 5

Lot:
Mfg:
Exp:

154#1021

OPTIRAY 350

ioversol injection

Product Information

Product Type	HUMAN PRESCRIPTION DRUG	Item Code (Source)	NDC:0019-1333
Route of Administration	INTRA-ARTERIAL, INTRAVENOUS		

Active Ingredient/Active Moiety

Ingredient Name	Basis of Strength	Strength
IOVERSOL (UNII: N3RIB7X24K) (IOVERSOL - UNII:N3RIB7X24K)	IOVERSOL	741 mg in 1 mL

Inactive Ingredients

Ingredient Name	Strength
TROMETHAMINE (UNII: 023C2WHX2V)	3.6 mg in 1 mL
EDETATE CALCIUM DISODIUM (UNII: 25IH6R45GF)	0.2 mg in 1 mL
SODIUM HYDROXIDE (UNII: 55X04QC32I)	
HYDROCHLORIC ACID (UNII: QTT17582CB)	

Packaging

#	Item Code	Package Description	Marketing Start Date	Marketing End Date
1	NDC:0019-1333-06	25 in 1 CARTON	03/04/2012	

1		50 mL in 1 BOTTLE, GLASS; Type 0: Not a Combination Product		
2	NDC:0019-1333-11	12 in 1 CARTON	03/04/2012	
2		100 mL in 1 BOTTLE, GLASS; Type 0: Not a Combination Product		
3	NDC:0019-1333-16	12 in 1 CARTON	03/04/2012	
3		150 mL in 1 BOTTLE, GLASS; Type 0: Not a Combination Product		
4	NDC:0019-1333-21	12 in 1 CARTON	03/04/2012	
4		200 mL in 1 BOTTLE, GLASS; Type 0: Not a Combination Product		
5	NDC:0019-1333-75	20 in 1 CARTON	03/04/2012	
5		50 mL in 1 SYRINGE, PLASTIC; Type 2: Prefilled Drug Delivery Device/System (syringe, patch, etc.)		
6	NDC:0019-1333-77	20 in 1 CARTON	03/04/2012	
6		50 mL in 1 SYRINGE, PLASTIC; Type 2: Prefilled Drug Delivery Device/System (syringe, patch, etc.)		
7	NDC:0019-1333-91	20 in 1 CARTON	03/04/2012	
7		75 mL in 1 SYRINGE, PLASTIC; Type 2: Prefilled Drug Delivery Device/System (syringe, patch, etc.)		
8	NDC:0019-1333-83	20 in 1 CARTON	03/04/2012	
8		100 mL in 1 SYRINGE, PLASTIC; Type 2: Prefilled Drug Delivery Device/System (syringe, patch, etc.)		
9	NDC:0019-1333-81	20 in 1 CARTON	03/04/2012	
9		125 mL in 1 SYRINGE, PLASTIC; Type 2: Prefilled Drug Delivery Device/System (syringe, patch, etc.)		
10	NDC:0019-1333-78	20 in 1 CARTON	03/04/2012	
10		50 mL in 1 SYRINGE, PLASTIC; Type 2: Prefilled Drug Delivery Device/System (syringe, patch, etc.)		
11	NDC:0019-1333-52	20 in 1 CARTON	03/04/2012	
11		50 mL in 1 SYRINGE, PLASTIC; Type 2: Prefilled Drug Delivery Device/System (syringe, patch, etc.)		
12	NDC:0019-1333-95	20 in 1 CARTON	03/04/2012	
12		75 mL in 1 SYRINGE, PLASTIC; Type 2: Prefilled Drug Delivery Device/System (syringe, patch, etc.)		
13	NDC:0019-1333-90	20 in 1 CARTON	03/04/2012	
13		100 mL in 1 SYRINGE, PLASTIC; Type 2: Prefilled Drug Delivery Device/System (syringe, patch, etc.)		
14	NDC:0019-1333-87	20 in 1 CARTON	03/04/2012	
14		125 mL in 1 SYRINGE, PLASTIC; Type 2: Prefilled Drug Delivery Device/System (syringe, patch, etc.)		
15	NDC:0019-1333-55	20 in 1 CARTON	03/04/2012	
15		50 mL in 1 SYRINGE, PLASTIC; Type 2: Prefilled Drug Delivery Device/System (syringe, patch, etc.)		
16	NDC:0019-1333-85	20 in 1 CARTON	03/04/2012	
16		75 mL in 1 SYRINGE, PLASTIC; Type 2: Prefilled Drug Delivery Device/System (syringe, patch, etc.)		
	NDC:0019-1333-86	20 in 1 CARTON	03/04/2012	
		75 mL in 1 SYRINGE, PLASTIC; Type 2: Prefilled Drug Delivery Device/System (syringe, patch, etc.)		

17	NDC:0019-1333-00	20 in 1 CARTON	03/04/2012	
17		100 mL in 1 SYRINGE, PLASTIC; Type 2: Prefilled Drug Delivery Device/System (syringe, patch, etc.)		
18	NDC:0019-1333-27	20 in 1 CARTON	03/04/2012	
18		125 mL in 1 SYRINGE, PLASTIC; Type 2: Prefilled Drug Delivery Device/System (syringe, patch, etc.)		

Marketing Information

Marketing Category	Application Number or Monograph Citation	Marketing Start Date	Marketing End Date
NDA	NDA019710	03/04/2012	

OPTIRAY 320

ioversol injection

Product Information

Product Type	HUMAN PRESCRIPTION DRUG	Item Code (Source)	NDC:0019-1323
Route of Administration	INTRA-ARTERIAL, INTRAVENOUS		

Active Ingredient/Active Moiety

Ingredient Name	Basis of Strength	Strength
IOVERSOL (UNII: N3RIB7X24K) (IOVERSOL - UNII:N3RIB7X24K)	IOVERSOL	678 mg in 1 mL

Inactive Ingredients

Ingredient Name	Strength
TROMETHAMINE (UNII: 023C2WHX2V)	3.6 mg in 1 mL
EDETATE CALCIUM DISODIUM (UNII: 25IH6R4SGF)	0.2 mg in 1 mL
SODIUM HYDROXIDE (UNII: 55X04QC32I)	
HYDROCHLORIC ACID (UNII: QTT17582CB)	

Packaging

#	Item Code	Package Description	Marketing Start Date	Marketing End Date
1	NDC:0019-1323-06	25 in 1 CARTON	03/04/2012	
1		50 mL in 1 BOTTLE, GLASS; Type 0: Not a Combination Product		
2	NDC:0019-1323-11	12 in 1 CARTON	03/04/2012	
2		100 mL in 1 BOTTLE, GLASS; Type 0: Not a Combination Product		
3	NDC:0019-1323-16	12 in 1 CARTON	03/04/2012	
3		150 mL in 1 BOTTLE, GLASS; Type 0: Not a Combination Product		
	NDC:0019-			

4	NDC:0019-1323-21	12 in 1 CARTON	03/04/2012	
4		200 mL in 1 BOTTLE, GLASS; Type 0: Not a Combination Product		
5	NDC:0019-1323-73	20 in 1 CARTON	03/04/2012	
5		30 mL in 1 SYRINGE, PLASTIC; Type 2: Prefilled Drug Delivery Device/System (syringe, patch, etc.)		
6	NDC:0019-1323-75	20 in 1 CARTON	03/04/2012	
6		50 mL in 1 SYRINGE, PLASTIC; Type 2: Prefilled Drug Delivery Device/System (syringe, patch, etc.)		
7	NDC:0019-1323-77	20 in 1 CARTON	03/04/2012	
7		50 mL in 1 SYRINGE, PLASTIC; Type 2: Prefilled Drug Delivery Device/System (syringe, patch, etc.)		
8	NDC:0019-1323-91	20 in 1 CARTON	03/04/2012	
8		75 mL in 1 SYRINGE, PLASTIC; Type 2: Prefilled Drug Delivery Device/System (syringe, patch, etc.)		
9	NDC:0019-1323-83	20 in 1 CARTON	03/04/2012	
9		100 mL in 1 SYRINGE, PLASTIC; Type 2: Prefilled Drug Delivery Device/System (syringe, patch, etc.)		
10	NDC:0019-1323-81	20 in 1 CARTON	03/04/2012	
10		125 mL in 1 SYRINGE, PLASTIC; Type 2: Prefilled Drug Delivery Device/System (syringe, patch, etc.)		
11	NDC:0019-1323-70	20 in 1 CARTON	03/04/2012	
11		30 mL in 1 SYRINGE, PLASTIC; Type 2: Prefilled Drug Delivery Device/System (syringe, patch, etc.)		
12	NDC:0019-1323-78	20 in 1 CARTON	03/04/2012	
12		50 mL in 1 SYRINGE, PLASTIC; Type 2: Prefilled Drug Delivery Device/System (syringe, patch, etc.)		
13	NDC:0019-1323-52	20 in 1 CARTON	03/04/2012	
13		50 mL in 1 SYRINGE, PLASTIC; Type 2: Prefilled Drug Delivery Device/System (syringe, patch, etc.)		
14	NDC:0019-1323-95	20 in 1 CARTON	03/04/2012	
14		75 mL in 1 SYRINGE, PLASTIC; Type 2: Prefilled Drug Delivery Device/System (syringe, patch, etc.)		
15	NDC:0019-1323-90	20 in 1 CARTON	03/04/2012	
15		100 mL in 1 SYRINGE, PLASTIC; Type 2: Prefilled Drug Delivery Device/System (syringe, patch, etc.)		
16	NDC:0019-1323-87	20 in 1 CARTON	03/04/2012	
16		125 mL in 1 SYRINGE, PLASTIC; Type 2: Prefilled Drug Delivery Device/System (syringe, patch, etc.)		
17	NDC:0019-1323-55	20 in 1 CARTON	03/04/2012	
17		50 mL in 1 SYRINGE, PLASTIC; Type 2: Prefilled Drug Delivery Device/System (syringe, patch, etc.)		
18	NDC:0019-1323-85	20 in 1 CARTON	03/04/2012	
18		75 mL in 1 SYRINGE, PLASTIC; Type 2: Prefilled Drug Delivery Device/System (syringe, patch, etc.)		
	NDC:0019			

19	NDC:0019-1323-00	20 in 1 CARTON	03/04/2012	
19		100 mL in 1 SYRINGE, PLASTIC; Type 2: Prefilled Drug Delivery Device/System (syringe, patch, etc.)		
20	NDC:0019-1323-27	20 in 1 CARTON	03/04/2012	
20		125 mL in 1 SYRINGE, PLASTIC; Type 2: Prefilled Drug Delivery Device/System (syringe, patch, etc.)		
21	NDC:0019-1323-02	25 in 1 CARTON	03/04/2012	
21		20 mL in 1 VIAL, GLASS; Type 0: Not a Combination Product		
22	NDC:0019-1323-04	25 in 1 CARTON	03/04/2012	
22		30 mL in 1 VIAL, GLASS; Type 0: Not a Combination Product		

Marketing Information

Marketing Category	Application Number or Monograph Citation	Marketing Start Date	Marketing End Date
NDA	NDA019710	03/04/2012	

OPTIRAY 300

ioversol injection

Product Information

Product Type	HUMAN PRESCRIPTION DRUG	Item Code (Source)	NDC:0019-1332
Route of Administration	INTRA-ARTERIAL, INTRAVENOUS		

Active Ingredient/Active Moiety

Ingredient Name	Basis of Strength	Strength
IOVERSOL (UNII: N3RIB7X24K) (IOVERSOL - UNII:N3RIB7X24K)	IOVERSOL	636 mg in 1 mL

Inactive Ingredients

Ingredient Name	Strength
TROMETHAMINE (UNII: 023C2WHX2V)	
EDETATE CALCIUM DISODIUM (UNII: 25IH6R4SGF)	

Packaging

#	Item Code	Package Description	Marketing Start Date	Marketing End Date
1	NDC:0019-1332-06	25 in 1 CARTON	03/04/2012	
1		50 mL in 1 BOTTLE, GLASS; Type 0: Not a Combination Product		
2	NDC:0019-1332-11	12 in 1 CARTON	03/04/2012	
2		100 mL in 1 BOTTLE, GLASS; Type 0: Not a Combination Product		

3	NDC:0019-1332-16	12 in 1 CARTON	03/04/2012	
3		150 mL in 1 BOTTLE, GLASS; Type 0: Not a Combination Product		
4	NDC:0019-1332-21	12 in 1 CARTON	03/04/2012	
4		200 mL in 1 BOTTLE, GLASS; Type 0: Not a Combination Product		
5	NDC:0019-1332-75	20 in 1 CARTON	03/04/2012	
5		50 mL in 1 SYRINGE, PLASTIC; Type 2: Prefilled Drug Delivery Device/System (syringe, patch, etc.)		
6	NDC:0019-1332-78	20 in 1 CARTON	03/04/2012	
6		50 mL in 1 SYRINGE, PLASTIC; Type 2: Prefilled Drug Delivery Device/System (syringe, patch, etc.)		
7	NDC:0019-1332-91	20 in 1 CARTON	03/04/2012	
7		75 mL in 1 SYRINGE, PLASTIC; Type 2: Prefilled Drug Delivery Device/System (syringe, patch, etc.)		
8	NDC:0019-1332-83	20 in 1 CARTON	03/04/2012	
8		100 mL in 1 SYRINGE, PLASTIC; Type 2: Prefilled Drug Delivery Device/System (syringe, patch, etc.)		
9	NDC:0019-1332-90	20 in 1 CARTON	03/04/2012	
9		100 mL in 1 SYRINGE, PLASTIC; Type 2: Prefilled Drug Delivery Device/System (syringe, patch, etc.)		
10	NDC:0019-1332-00	20 in 1 CARTON	03/04/2012	
10		100 mL in 1 SYRINGE, PLASTIC; Type 2: Prefilled Drug Delivery Device/System (syringe, patch, etc.)		

Marketing Information

Marketing Category	Application Number or Monograph Citation	Marketing Start Date	Marketing End Date
NDA	NDA019710	03/04/2012	

Labeler - Liebel-Flarsheim Company LLC (057880002)

Establishment

Name	Address	ID/FEI	Business Operations
LIEBEL-FLARSHEIM COMPANY LLC		109024984	ANALYSIS(0019-1333, 0019-1323, 0019-1332) , MANUFACTURE(0019-1333, 0019-1323, 0019-1332)

Establishment

Name	Address	ID/FEI	Business Operations
SpecGx LLC		163205300	API MANUFACTURE(0019-1333, 0019-1323, 0019-1332)

Establishment

Name	Address	ID/FEI	Business Operations
Guerbet Ireland Unlimited Company		988184370	API MANUFACTURE(0019-1333, 0019-1323, 0019-1332)

